

# LOS ANGELES SPARKS 2019 GAME NOTES



## Los Angeles Sparks (3-2) at Phoenix Mercury (2-3)

June 14, 2019

Talking Stick Arena | 7:00 pm (PT) | CBS



### PRESEASON SCHEDULE

Date	Opponent	Time/Result	Record
5/11	at Phoenix*	L, 75-82	N/A
5/17	SEATTLE*	W, 92-85	N/A

### REGULAR SEASON SCHEDULE

Date	Opponent	Time/Result	Record
5/26	at Las Vegas	L, 70-83	0-1
5/31	CONNECTICUT	W, 77-70	1-1
6/4	at New York	W, 78-73	2-1
6/6	at Connecticut	L, 89-77	2-2
6/8	at Minnesota	W, 89-85	3-2
6/14	at Phoenix	7:00 p.m.	
6/15	NEW YORK	7:00 p.m.	
6/18	WASHINGTON	7:30 p.m.	
6/21	at Seattle	7:00 p.m.	
6/23	at Phoenix	3:00 p.m.	
6/27	LAS VEGAS	7:30 p.m.	
6/30	CHICAGO	2:00 p.m.	
7/7	WASHINGTON	2:00 p.m.	
7/9	at Dallas	10:00 a.m.	
7/12	at Indiana	4:00 p.m.	
7/14	at Atlanta	12:00 p.m.	
7/18	DALLAS	12:30 p.m.	
7/20	at New York	12:00 p.m.	
7/23	at Atlanta	4:00 p.m.	
8/1	LAS VEGAS	7:00 p.m.	
8/4	SEATTLE	2:00 p.m.	
8/8	PHOENIX	7:00 p.m.	
8/11	CHICAGO	2:00 p.m.	
8/14	at Dallas	5:00 p.m.	
8/16	at Chicago	5:00 p.m.	
8/20	MINNESOTA	7:30 p.m.	
8/22	INDIANA	7:30 p.m.	
8/25	CONNECTICUT	2:00 p.m.	
8/27	at Washington	4:00 p.m.	
8/29	at Indiana	4:00 p.m.	
8/31	at Las Vegas	7:30 p.m.	
9/3	ATLANTA	7:30 p.m.	
9/5	SEATTLE	7:30 p.m.	
9/8	MINNESOTA	1:00 p.m.	

\* = Preseason

All times listed are Pacific Time

### CONTACT INFORMATION

#### Eli Horowitz

Director, Public Relations and Communications  
ehorowitz@la-sparks.com  
(847) 644-9932

#### Natalie Gilmore

Coordinator, Public Relations and Communications  
ngilmore@la-sparks.com  
(661) 714-8051



@LA\_Sparks



@LA\_Sparks



Los Angeles Sparks

### SPARKS ALL STARS

G		12		CHELSEA GRAY						5'11"		170 LBS			
GP/GS	5/5	PPG	15.6	RPG	2.6	APG	4.4	SPG	0.6	FG%	43.5	3FG%	38.5	MPG	30.6

Gray recorded her 500th career assist and a scored a career-high 29 points against the Liberty on June 4. The 2017 and 2018 All-Star finished last season sixth in the league in assists per game and tallied new career highs in points, field goals, offensive rebounds, assists, steals and blocks. Gray also ranked sixth in the league in steals per game and led the Sparks in assists during the 2018 season.

F/C	13	CHINEY OGWUMIKE						6'4"			173 LBS				
GP/GS	5/4	PPG	14.0	RPG	7.0	APG	1.0	SPG	1.8	FG%	49.1	3FG%	0.0	MPG	29.6

Ogwumike joined the Sparks starting lineup for 2019 following her offseason trade from the Sun and put up 20 points in the teams first head-to-head meeting. The former Rookie of the Year and two-time All-Star started in all 31 games of the 2018 season and notched a career-high in field-goal percentage and points. She was selected by the Sun as the first overall pick in the 2014 WNBA Draft.

F	3	CANDACE PARKER				6'4"	175 LBS					
GP/GS	-/-	PPG	-	RPG	-	APG	-	SPG	-	FG%	-	3FG%

The former Rookie of the Year, two-time MVP, five-time All-Star and 2016 WNBA Finals MVP passed the 5,000 career points milestone during the 2018 season. The 2008 and 2012 Olympic gold medalist also became the 12th player in WNBA history to reach the 2,500 rebound milestone. Parker's 4.7 assists per game in 2018 ranked eighth overall in the WNBA and first overall for non-point guards.

G/F	0	ALANA BEARD					5'11"	160 LBS							
GP/GS	1/1	PPG	5.0	RPG	3.0	APG	4.0	SPG	0	FG%	.500	3FG%	0	MPG	20

Beard notched 4 assists against Las Vegas in the first game of the 2019 season. The 2017 and 2018 Defensive Player of the Year started in 30 regular season and two playoff games for the Sparks last season. Beard's 1.5 steals per game ranked fourth in the WNBA in 2018. She leads all active WNBA players in career steals.

F	30	NNEKA OGWUMIKE				6'2"	174 LBS								
GP/GS	5/5	PPG	14.2	RPG	10.8	APG	1.4	SPG	2.0	FG%	40.3	3FG%	53.8	MPG	29.4

Five-time WNBA All-Star, 2016 WNBA MVP and former Rookie of the Year Nneka Ogumike notched a double-double in the 2019 season home opener against Connecticut. Ogumike finished third in the WNBA in steals per game and reached the 3,500 career point mark in 2018. Ogumike scored in double-figures in 26 out of her 27 games played with the Sparks and led the Sparks in field goal percentage and steals per game last season.

## PLAYER UPDATES

NUM.	PLAYER	POS.	REASON
0	Alana Beard	G/F	Left Leg
3	Candace Parker	F/C	Hamstring
7	Maria Vadeeva	F/C	Overseas

## WHERE DID YOU COME FROM?

NUM.	PLAYER	HOW ACQUIRED
0	Alana Beard	Free agent (2012)
1	Alexis Jones	Trade (2019)
2	Riquna Williams	Trade (2016)
3	Candace Parker	Draft (2008)
5	Marina Mabrey	Draft (2019)
7	Maria Vadeeva	Draft (2018)
10	Tierra Ruffin-Pratt	Free agent (2019)
12	Chelsea Gray	Trade (2016)
13	Chiney Ogumike	Trade (2019)
21	Kalani Brown	Draft (2019)
22	Ashley Walker	Free Agent (2019)
24	Sydney Wiese	Draft (2017)
30	Nneka Ogumike	Draft (2012)

## MILESTONE WATCH

PLAYER	MILESTONE (CURRENT)
Candace Parker	5500 points (5113) 1200 assists (1154) 3000 rebounds (2548) 550 blocks (501)
Alana Beard	5000 points (4693) 1100 assists (1042) 250 blocks (217) 700 steals (698)
Nneka Ogumike	4000 points (3636) 2000 rebounds (1706)
Chiney Ogumike	1500 points (1413) 1000 rebounds (747)
Chelsea Gray	2000 points (1515) 1000 assists (511)

## PRONOUNCIATION

PLAYER/COACH	PRONOUNCIATION
Alana Beard	ah-LAY-nah
Nneka Ogumike	NEH-kuh Oh-gwoo-MIH-kay
Chiney Ogumike	Chin-AY Oh-gwoo-MIH-kay
Sydney Wiese	WEECE (rhymes with REESE)
Maria Vadeeva	vuh-DEE-vuh

## COACHING STAFF

NAME	ROLE
Derek Fisher	Head Coach
Latricia Trammell	Assistant Coach
Fred Williams	Assistant Coach
Jamal "Dash" Lovell	Player Development Coach
Courtney Watson	Athletic Trainer
Kelly Dormandy	Strength and Conditioning Coach
Rachel Schrote	Video Coordinator

## BACK-TO-BACK

Coming off a week-long road trip, The Sparks travel to Phoenix for the first time in the regular season to face the Mercury. The teams met three times in the 2018 season with the Sparks coming out on top, 2-1. Los Angeles plays on Friday night in Phoenix and hops back on a plane to face the New York Liberty on Saturday at Staples Center.

## SCHOOL OF FISHER

The Los Angeles Sparks named Derek Fisher as its new head coach during the offseason on December 5, 2018. Fisher won five titles in 18 NBA seasons with the Los Angeles Lakers, and played alongside Kobe Bryant and Shaquille O'Neal en route to three consecutive titles from 2000 to 2002. Fisher began his coaching career as the head coach of the New York Knicks during the 2015-2016 season. The Sparks' 12th head coach hopes to translate his championship experience to the Sparks as he enters his first season in the league for the 2019 WNBA season.

## NEW FACES

In addition to bringing in head coach Derek Fisher, the Los Angeles Sparks also made some roster changes as well. The Sparks took center Kalani Brown as the seventh overall pick and guard Marina Mabrey as the 19th overall pick in the 2019 WNBA Draft. Following the draft, Los Angeles acquired guard Alexis Jones from the Minnesota Lynx in exchange for guard Odyssey Sims, before trading a first-round pick to the Connecticut Sun in exchange for two-time All-Star forward/center Chiney Ogumike. Before the draft, the Sparks signed free agent guard Tierra Ruffin-Pratt, who played six seasons with the Washington Mystics and helped them reach the 2018 WNBA Finals. The Sparks made a late addition in acquiring Ashley Walker on 6/3. Walker was a member of the Sparks training camp roster and in two preseason games she averaged 14 points and four rebounds.

## IT ALL STARTS UP FRONT

Already with a deep frontcourt in forwards Candace Parker, Nneka Ogumike, and Maria Vadeeva last season, the Sparks will add forward/center Chiney Ogumike and center Kalani Brown to the rotation. The three were vital to the Sparks posting the WNBA's fifth best field goal percentage of 45.2 during Los Angeles' 2018 year campaign. Ogumike averaged 14.4 points and 7.5 rebounds per game in Connecticut, shooting a career-high 60.3 percent from the field. Brown – who helped Baylor win the 2019 NCAA Championship – averaged 15.6 points and 8.1 rebounds per game during her senior season.

## AB'S D

Guard/forward Alana Beard earned WNBA's Defensive Player of the Year award for the second consecutive season after winning the award in 2018. Beard is just the second Sparks player to earn the award, joining Lisa Leslie (2004, 2008). Entering her 14th season in 2019, Beard started in the 30 regular-season games that she played, after starting 34 regular-season games in back-to-back seasons in 2017 and 2018. Beard was a catalyst of a Sparks defense that averaged a league-best 8.5 steals per game – the second straight season Los Angeles has lead the WNBA in steals.

## GRAY SCALE

The Sparks announced the resigning of guard Chelsea Gray on April 30. Gray evolved into one of the best point guards in the league, averaging new career-highs in points (14.9), assists (5.1), rebounds (3.4) and steals (1.4) in her second season as a full time starter. In her fourth season in the league, Gray earned her second consecutive WNBA All-Star honors after having a breakout season in 2017. She opened last season with a game-winning buzzer-beater to give the Sparks a 77-76 win over the Minnesota Lynx. Gray recorded her 500th career assist and scored a career high 29 points in the third game of 2019 at New York. The point guard also achieved her 1500 career points milestone on June 8 at Minnesota.

## 2019 LOS ANGELES SPARKS ROSTER

NUM.	PLAYER	POS.	HT.	YRS OF EXP.	DOB	COLLEGE
0	Alana Beard	G/F	5'11"	13	05/14/82	Duke
1	Alexis Jones	G	5'9"	2	05/08/94	Baylor
2	Riquna Williams	G	5'7"	6	05/28/90	Miami (Fla.)
3	Candace Parker	F/C	6'4"	11	04/19/86	Tennessee
5	Marina Mabrey	G	5'11"	R	11/14/96	Notre Dame
7	Maria Vadeeva*	F/C	6'4"	1	07/16/98	Russia
10	Tierra Ruffin-Pratt	G/F	5'11"	6	04/11/91	North Carolina
12	Chelsea Gray	G	5'11"	4	10/08/92	Duke
13	Chiney Ogumike	F/C	6'4"	3	03/22/92	Stanford
21	Kalani Brown	C	6'7"	R	03/21/97	Baylor
22	Ashley Walker	F/C	6'1"	3	02/24/87	California
24	Sydney Wiese	G	6'0"	2	06/16/95	Oregon State
30	Nneka Ogumike	F	6'2"	7	07/02/90	Stanford

\*will return after overseas commitments

# 2019 LA SPARKS ROSTER



**ALANA BEARD**  
Position: G/F  
Height: 5'11"  
DOB: 5/14/82  
College: Duke



**ALEXIS JONES**  
Position: G  
Height: 5'9"  
DOB: 5/8/94  
College: Baylor



**RIQUANA WILLIAMS**  
Position: G  
Height: 5'7"  
DOB: 5/28/90  
College: Miami



**CANDACE PARKER**  
Position: F/C  
Height: 6'4"  
DOB: 4/19/86  
College: Tennessee



**MARINA MABREY**  
Position: G  
Height: 5'11"  
DOB: 9/14/96  
College: Notre Dame



**MARIA VADEEVA**  
Position: F/C  
Height: 6'4"  
DOB: 7/16/98  
College: Russia



**TIERRA RUFFIN-PRATT**  
Position: G/F  
Height: 5'11"  
DOB: 4/11/91  
College: North Carolina



**CHELSEA GRAY**  
Position: G  
Height: 5'11"  
DOB: 10/8/92  
College: Duke



**CHINEY OGUMIKE**  
Position: F/C  
Height: 6'4"  
DOB: 3/22/92  
College: Stanford



**KALANI BROWN**  
Position: C  
Height: 6'7"  
DOB: 3/21/97  
College: Baylor



**SYDNEY WIESE**  
Position: G  
Height: 6'0"  
DOB: 6/16/95  
College: Oregon State



**NNEKA OGUMIKE**  
Position: F  
Height: 6'2"  
DOB: 7/2/90  
College: Stanford




**ASHLEY WALKER**  
Position: F  
Height: 6'1"  
DOB: 2/24/87  
College: UC Berkeley

**\*WILL RETURN FROM OVERSEAS COMMITMENTS**

## COACHING STAFF



**DEREK FISHER**  
HEAD COACH




**FRED WILLIAMS**  
ASSISTANT COACH



**LATRICA TRAMMELL**  
ASSISTANT COACH



**COURTNEY WATSON**  
DIRECTOR OF  
SPORTS MEDICINE/  
HEAD ATHLETIC  
TRAINER



**KELLY DORMANDY**  
STRENGTH &  
CONDITIONING  
COACH



**JAMAL LOVELL**  
PLAYER  
DEVELOPEMENT  
COACH

## PHOENIX MERCURY

**PREVIEW:** The Los Angeles Sparks will travel to Phoenix to take on the Mercury, in their fifth road game of the season, having gone 2-2 in their first four road contests. The Sparks are coming off a matchup with the Minnesota Lynx, where Los Angeles defeated the Lynx 89-85, to move to 3-2 to begin the 2019 season.

Phoenix enters the 2019 season after a semifinals exit in the 2018 WNBA Playoffs at the hands of the WNBA Champion Seattle Storm. The Mercury's DeWanna Bonner leads the team in scoring (23.3) and total rebounds per game (8.8). Former No. 1 overall pick Brittney Griner also leads the frontcourt for Phoenix, coming off of another All-Star nod in 2018. Over the last three seasons, the Sparks and Mercury have faced off with one another 11 times, with the Sparks victorious 9 times.



The Mercury will be without All-Star and WNBA all-time leading scorer Diana Taurasi who is recovering from a back injury sustained last season. Taurasi averaged 20.7 points per game in the 2018 season, while starting all 33 games she played in.

Los Angeles is coming off of an impressive road victory against the Minnesota Lynx, setting season highs in total points (89) as well as field goals made (32). Guard Riquna Williams led all scorers in the game with 25 points, her highest scoring game as a member of the Sparks and most points she has scored in a game since August 9th, 2015 as a member of the Tulsa Shock. Late in the game, guard Chelsea Gray hit a decisive jump shot off of an inbound pass from Tierra Ruffin-Pratt with only 11 seconds left and two seconds left on the shot clock to push the Sparks' lead to four points.

Phoenix made numerous offseason moves to improve their roster, doing so through the WNBA Draft as well as via free agency. The Mercury selected forward Alanna Smith with the eighth overall pick in the 2019 WNBA Draft. The Mercury also were able to sign key players during the 2019 free agency period, including former Los Angeles Sparks forward Essence Carson. Carson was immediately implemented in the starting lineup to begin the season and has started all 5 games.

The Sparks and Mercury faced each other three times last season, with the Sparks winning two out of the three matchups. Their last matchup saw Phoenix victorious by a score of 86-78. DeWanna Bonner led all scorers in the game with 31 points, while Candace Parker led the Sparks with 23 points and 8 rebounds. These two teams faced each other earlier in 2019 in each team's first preseason game where the Mercury defeated the Sparks 82-75 at Talking Stick Resort Arena.

**HEAD COACH:** Sandy Brondello, 6th season

### Probable Starters:

F	DeWanna Bonner
F	Essence Carson
C	Brittney Griner
G	Briann January
G	Yvonne Turner

SPARKS' MOST RECENT GAME at MN (6/8/19)							SPARKS LAST GAME AGAINST MERCURY (8/12/18)							MERCURY MOST RECENT GAME (6/11/19)						
	1	2	3	4	OT	FINAL		1	2	3	4	OT	FINAL		1	2	3	4	OT	FINAL
LA	17	27	23	22	—	89	LA	22	12	20	24	—	78	CHI	20	23	24	15	—	82
MN	17	22	27	19	—	85	PHX	21	20	26	19	—	86	PHX	24	17	14	20	—	75
<b>Biggest Lead:</b> LA: 12   MN: 7							<b>Biggest Lead:</b> LA: 5   PHX: 18							<b>Biggest Lead:</b> CHI: 15   PHX: 6						
<b>Lead Changes:</b> 5   <b>Times Tied:</b> 7							<b>Lead Changes:</b> 6   <b>Times Tied:</b> 8							<b>Lead Changes:</b> 3   <b>Times Tied:</b> 6						
<b>Points:</b> LA: Williams 25, MN: Brown 21							<b>Points:</b> LA: Parker 23, PHX: Bonner 31							<b>Points:</b> CHI: Deshields 25 PHX: Bonner 28						
<b>Rebounds:</b> LA: N. Ogwumike & C. Ogwumike 9, MN: Fowles 13							<b>Rebounds:</b> LA: Parker 8, PHX: Griner 13							<b>Rebounds:</b> CHI: Parker 10, PHX: Bonner 12						
<b>Assists:</b> LA: Ruffin-Pratt 5, MN: Sims 7							<b>Assists:</b> LA: Sims 6, PHX: Taurasi 14							<b>Assists:</b> CHI: Vandersloot 8, PHX: Bonner 6						



## MINNESOTA LYNX

**Recap:** MINNEAPOLIS (June 8, 2019) – The Sparks spoiled Lindsay Whalen’s jersey retirement ceremony game coming into Target Center and pulling out an 89-85 win. The Sparks got key performances from Tierra Ruffin-Pratt, who scored a season-high 17 points, and Riquna Williams, who had a season-high 25. All-Star Chelsea Gray again played the role of closer, scoring the Sparks last six points to ice the game. She finished with 21 points.

Tierra Ruffin-Pratt, making her third start in the place of Alana Beard (left leg), scored the first basket for the Sparks and her 3-pointer moments later gave the Sparks a 7-2 lead. Chelsea Gray followed that up with another triple to put the Sparks up 12-4 and they had all the momentum. However, the Sparks missed some open shots and the Lynx answered with a 7-0 run before Riquna Williams hit a 3-pointer to give the Sparks a 15-11 lead. The game was tied at 17-17 after the first quarter.



Williams opened up the second quarter scoring with a drive to the basket plus the foul. Former Spark Odyssey Sims tied the game with a 3-pointer before Marina Mabrey answered with a triple to put the Sparks up 23-20. The Sparks went on a 9-0 run sparked by Riquna Williams and her triple put the Sparks up 38-25, their largest lead of the game. Minnesota responded with a 14-6 run to close the half, taking advantage of Sparks fouls, and Los Angeles to a 44-39 lead into the break. Chiney Ogumike reached double-figures with the first basket of the second half.

The game seesawed until a Lexie Brown 3-pointer gave the Lynx a 51-50 lead. The Lynx tacked on six more points to go up 57-50 and force a timeout from head coach Derek Fisher. A 9-2 response from the Sparks tied the game at 59-59. Brown and N. Ogumike exchanged 3-pointers, and a Williams triple gave the Sparks a 67-66 lead after the third.

A Ruffin-Pratt triple started the fourth quarter putting the Sparks up four. Chelsea Gray left the game after getting hit by a hard screen, but returned minutes later. A Mabrey steal and score put the Sparks up 72-66 with 8:11 remaining. Both teams answered each other before a Ruffin-Pratt basket and-one put the Sparks up 79-71 with 5:09 left.

Two Gray free throws put the Sparks up 10, but the Lynx responded quickly with a 7-0 run forcing a Sparks timeout up 81-78 with 3:18 left. The Sparks led 83-79 before Lexie Brown threw up a prayer with the shot clock winding down to pull the Lynx within one-point with 1:10 remaining. Gray, developing the reputation as the best closer in the WNBA, answered with a pull-up jumper to put the Sparks up 85-82 with 52.2 second left. Collier split a pair of free throws to make it 85-83 Los Angeles.

### SPARKS' MOST RECENT GAME at MN (6/8/19)

	1	2	3	4	OT	FINAL
LA	17	27	23	22	–	89
MN	17	22	27	19	–	85

**Biggest Lead:** LA: 12 | MN: 7

**Lead Changes:** 5 | **Times Tied:** 7

**Points:** LA: Williams 25, MN: Brown 21

**Rebounds:** LA: N. Ogumike & C. Ogumike 9,  
MN: Fowles 13

**Assists:** LA: Ruffin-Pratt 5, MN: Sims 7

# 2019 TEAM BOX SCORE

DATE	OPPONENT	MIN	FG-A	PCT	3PM-A	PCT	FTM-A	PCT	OFF	DEF	TOT	AST	STL	BLK	TO	PF	PTS
5/26	@LV	200:0	28 - 77	36.4	5 - 13	38.5	9 - 13	69.2	10	30	40	17	9	8	14	22	70
5/31	CT	200:0	28 - 72	38.9	6 - 20	30.0	15 - 17	88.2	9	30	39	15	6	4	10	22	77
6/4	@NY	200:0	27 - 78	34.6	8 - 21	38.1	16 - 20	80.0	13	27	40	15	9	6	12	15	78
6/6	@CT	200:0	29 - 66	43.9	8 - 25	32.0	11 - 12	91.7	7	18	25	23	13	4	21	18	77
6/8	@MIN	200:0	32 - 74	43.2	9 - 25	36.0	16 - 17	94.1	12	21	33	18	13	5	16	21	89
6/14	@PHX																
6/15	NY																
6/18	WASH																
6/21	@SEA																
6/23	@PHX																
6/27	LV																
6/30	CHI																
7/7	WASH																
7/9	@DAL																
7/12	@IND																
7/14	@ATL																
7/18	DAL																
7/20	@NY																
7/23	@ATL																
8/1	LV																
8/4	SEA																
8/8	PHO																
8/11	CHI																
8/14	@DAL																
8/16	@CHI																
8/20	MIN																
8/22	IND																
8/25	CT																
8/27	@WASH																
8/29	@IND																
8/31	@LV																
9/3	ATL																
9/5	SEA																
9/8	MIN																

## 2019 REGULAR SEASON SUPERLATIVES

### LOS ANGELES SPARKS HIGHS

Points, Game.....89 @ Minnesota 6/8  
Points, First Half.....44 @ Minnesota 6/8  
Points, Second Half..... 45 @Connecticut 6/6, @MIN 6/8  
Points, 1Q.....23 @ Las Vegas 5/26  
Points, 2Q.....27 @ Minnesota 6/8  
Points, 3Q.....23 @ Minnesota 6/8  
Points, 4Q.....25 @ Connecticut 6/6  
Points, Overtime.....N/A

Field Goals Made.....32 @ Minnesota 6/8  
Field Goals Att.....78 @ New York 6/4  
Field Goal Percentage...43.9 @ Connecticut 6/6  
3FG Made.....9 @ Minnesota 6/8  
3FG Att..... 25 @ Connecticut 6/6, @MIN 6/8  
3FG Percentage.....38.5% @ Las Vegas 5/26  
Free Throws Made.....16 @ New York 6/4, @MIN 6/8  
Free Throws Att..... 20 @ New York 6/4  
FT Percentage.....94.1% @ Minnesota 6/8

Offensive Rebounds....13 @ New York 6/4  
Defensive Rebounds...30 @ Las Vegas 5/26, vs. CT 5/31  
Total Rebounds.....40 @ Las Vegas 5/26, @ NY 6/4

Assists.....23 @ Connecticut 6/6  
Steals.....13 @ Connecticut 6/6, @MIN 6/8  
Turnovers.....21 @ Connecticut 6/6  
Blocked Shots..... 8 @ Las Vegas 5/26  
Personal Fouls.....22 @ Las Vegas 5/26, vs. CT 5/31

### OPPONENT HIGHS

Points, Game.....89 @ Connecticut 6/6  
Points, First Half..... 45 @ Las Vegas 5/26  
Points, Second Half.....46 @ Connecticut 6/6, @MIN 6/8  
Points, 1Q.....27 @ Las Vegas 5/26  
Points, 2Q.....22 @ Minnesota 6/8  
Points, 3Q.....27 @ Minnesota 6/8  
Points, 4Q.....25 vs. Connecticut 5/31  
Points, Overtime.....N/A

Field Goals Made.....34 @ Connecticut 6/6  
Field Goals Att.....78 vs. Connecticut 5/31  
Field Goal Percentage..46.6 % @ Connecticut 6/6  
3FG Made.....6 vs. Connecticut 5/31  
3FG Att.....23 vs. Connecticut 5/31  
3FG Percentage.....33.3% @ New York 6/4  
Free Throws Made.....20 @ Minnesota 6/8  
Free Throws Att.....26 @ Minnesota 6/8  
FT Percentage.....85 % @ Connecticut 6/6

### LOS ANGELES SPARKS LOWS

-Points, Game.....70 @ Las Vegas 5/26  
-Points, First Half.....32 @ Connecticut 6/6  
-Points, Second Half.....39, Las Vegas 5/26, vs. CT 5/31  
-Points, 1Q.....11 @ Connecticut 6/6  
-Points, 2Q.....8 @ Las Vegas 5/26  
-Points, 3Q.....16 vs. Connecticut 5/31  
-Points, 4Q.....21 @ Las Vegas 5/26, @ N 6/4  
-Points, Overtime..... N/A

-Field Goals Made..... 27 @ New York 6/4  
-Field Goals Att..... 66 @ Connecticut 6/6  
-Field Goal Percentage.... 34.6% @ New York 6/4  
-3FG Made.....5 @ Las Vegas 5/26  
-3FG Att..... 13 @ Las Vegas 5/26  
-3FG Percentage.....30.0% vs. Connecticut 5/31  
-Free Throws Made.....9 @ Las Vegas 5/26  
-Free Throws Att.....13 @ Las Vegas 5/26  
-FT Percentage..... 80.0% @ New York 6/4

-Offensive Rebounds....7 @ Connecticut 6/6  
-Defensive Rebounds... 18 @ Connecticut 6/6  
-Total Rebounds..... 25 @ Connecticut 6/6

Assists..... 15 vs. CT 5/31, @ NY 6/4  
Steals.....6 vs. Connecticut 5/31  
Turnovers.....10 vs. Connecticut 5/31  
-Blocked Shots..... 4 vs. Connecticut 5/31, @CT 6/6  
-Personal Fouls..... 15 @ New York 6/4

### OPPONENT LOWS

-Points, Game.....70 vs. Connecticut 5/31  
-Points, First Half.....31 vs. Connecticut 5/31  
-Points, Second Half.....38 @ Las Vegas 5/26  
-Points, 1Q.....19 vs. Connecticut 5/31, @ NY 6/4  
-Points, 2Q.....12 vs. Connecticut 5/31  
-Points, 3Q.....14 vs. Connecticut 5/31  
-Points, 4Q.....18 @ Las Vegas 5/26, @ NY 6/4  
-Points, Overtime.....N/A

-Field Goals Made.....24 vs. Connecticut 5/31  
-Field Goals Att.....67 @ Minnesota 6/8  
-Field Goal Percentage.30.8% vs. Connecticut 5/31  
-3FG Made.....4 @ Las Vegas 5/26, @ CT 6/6  
-3FG Att.....14 @ Las Vegas 5/26  
-3FG Percentage.....26.1% vs. Connecticut 5/31  
-Free Throws Made..... 14 vs. New York 6/4  
-Free Throws Att.....18 @ New York 6/4  
-FT Percentage.....64% vs. Connecticut 5/31

## HEAD COACH DEREK FISHER



Derek Fisher was named the 12th head coach of the Los Angeles Sparks on December 5, 2018. Fisher is a Los Angeles basketball legend, playing 18 seasons in the NBA and winning five championships with the Los Angeles Lakers. Fisher was drafted 24th overall by the Lakers in 1996, and played alongside Kobe Bryant and Shaquille O'Neal en route to three consecutive titles from 2000-2002. He later added two more rings in 2009 and 2010 with Los Angeles. Fisher also played for the Golden State Warriors, Utah Jazz, Dallas Mavericks and Oklahoma City Thunder.

Fisher's accolades include holding the all-time NBA record for playoff game appearances (259). He's also known for hitting a buzzer-beater with 0.4 seconds left against the San Antonio Spurs in Game 5 of the 2004 Western Conference Semifinals as a member of the Lakers. In his time as a player, he served as president of the players' union from 2006-2013.

After finishing the 2013 season with the Thunder, Fisher transitioned to the sidelines, being named head coach of the New York Knicks on June 10, 2014. Fisher coached into the 2015-2016 season with New York, helping develop then-rookie Kristaps Porzingis.

Fisher is a native of Little Rock, Arkansas where he attended Parkview Arts and Science Magnet High School, lettering in basketball. He then attended the University of Arkansas at Little Rock, where he finished his four-year career second all-time in school history in points (1,393), assists (472) and steals (189). His senior year, he was named Sun Belt Conference Player of the Year.

In the spring of 2016, Fisher became a television analyst for TNT, NBA TV and later Spectrum SportsNet as an in-studio analyst for the Lakers.





## Assistant Coach Fred Williams



Fred Williams was named assistant coach of the Los Angeles Sparks on Jan. 22, 2019 and brings over 35 years of collegiate and professional coaching experience. Most recently, Williams served as the Dallas Wings, previously Tulsa Shock, head coach from 2014-2018 where he coached WNBA All-Stars Skylar Diggins and Liz Cambage.

Williams launched his coaching career in 1983 as an assistant coach at USC where he coached standouts Cynthia Cooper, Pamela McGee,

Cheryl Miller, Lisa Leslie and Tina Thompson. Williams helped lead the Trojans to back-to-back NCAA titles in 1983 and 1984 before serving

as head coach from 1995-1997.

In addition to his time in Dallas, Williams previously served as head coach of the Utah Starzz from 1999-2001. Williams then spent six seasons with the Atlanta Dream, winning three WNBA Eastern Conference Championships. Williams took over Atlanta's head coach in 2012 and led the Dream to the WNBA finals in 2013.

Williams played for Boise State men's basketball program from 1976-1979 and averaged 12.0 points and 5.8 assists in his final season. The All-Big Sky Conference point guard played briefly in the NBA for the Utah Jazz before transitioning to a role on the sidelines. He also served as an advance scout for the Washington Mystics, Utah Jazz, Seattle Supersonics and Sacramento Kings.

Off the court, Williams is an avid musician who produces jazz music under the name "Freddy Bass Williams." He has released two jazz albums titled "Game Time" and "My Gift to You." Williams is originally from Inglewood, California, but currently resides in Irving, Texas with his wife Bo and their five children.

## Assistant Coach Latricia Trammell



Latricia Trammell was named assistant coach of the Los Angeles Sparks on Jan. 22, 2019. Trammell most recently served as an assistant coach for the San Antonio Stars in 2017 where she worked with the first overall pick Kelsey Plum.

Trammell also served as head coach at Oklahoma State University, producing an 85-10 record with the Stars.

She led the team to back-to-back NAIA Division I women's basketball

national championships in 2014 and 2015, which earned her National Coach of the Year honors in those two years.

After her two titles at OCU, Trammell transitioned to Division I basketball and became an assistant coach for Georgia State from 2015-2017 before transitioning to the WNBA. Trammell holds a 255-131 overall high school and college coaching record in her 24 years on the sidelines.

The Oklahoma native debuted as a head coach when she took over the job at Western State (Colo.) University. Trammell spent five seasons with the Mountaineers and built Western State to be a top contender in the Rocky Mountain Athletic Conference. Trammell's team notched a 105-76 record and made five consecutive RMAC Shootout appearances, catapulting her to become the third winningest coach in program history.

Trammell formally served on the WBCA National Convention Advisory Board and on the voting committee for USA Today/ESPN D-II Top 25. The Seminole, Oklahoma native is also a frequent basketball clinician and was a former player for both Seminole State College and East Central Oklahoma.

## Player Development Coach Jamal "Dash" Lovell



The Los Angeles Sparks named Jamal "Dash" Lovell their player development assistant coach on March 4, 2019. Lovell is a professional basketball skills trainer bringing over 11 years of experience working with NBA, WNBA and NCAA athletes, including Candace Parker, Paul George and Dwyane Wade. Lovell is currently involved with high-profile training clinics in Los Angeles, New York and Miami. In total, Lovell has helped 22 players play NCAA Division I basketball and has worked with over 30 NBA and WNBA players. Lovell, who's known for his training brand DashLetics, believes that aggressiveness, balance and footwork are the key components for success on the court.

#0	ALANA BEARD	GUARD/FORWARD	5-11	5/14/84	DUKE	13TH SEASON
----	-------------	---------------	------	---------	------	-------------

**2019 Regular Season Averages:**

G-GS	PPG	RPG	APG	SPG	BPG	MPG	FG%	3FG%	FT%
1-1	5.0	3.0	4.0	0	0	20.0	50.0	0	50.0

	2019 Season Highs	Career Highs	Playoff Career Highs
PTS	5	33, at PHX 6/4/08	22, at CT 9/29/04
REB	3	10, Twice	9, at PHX 9/21/13 (Twice)
AST	4	10, at SA 6/28/12	7, vs MIN 10/14/16 (Twice)
STL	0	7 vs. LA, 5/21/06	4, vs MIN 9/20/15 (Twice)
BLK	0	4, Twice	4, at CT 9/29/04
FGM	2	13, vs. SEA 7/23/06	9, at CT 9/29/04
3FGM	0	6, at ATL 6/3/08	1, vs. MIN 10/14/16 (6 times)
FTM	1	11, Twice	7, at CT 9/27/04
MINs	20	48, vs. IND 6/18/05	39, at PHX 9/21/13



## GAME BY GAME STATS

[illegible]

#1	ALEXIS JONES	GUARD	5-9	05/08/94	BAYLOR	3RD SEASON
----	--------------	-------	-----	----------	--------	------------

**2019 Regular Season Averages:**

G-GS	PPG	RPG	APG	SPG	BPG	MPG	FG%	3FG%	FT%
4-1	4.0	1.8	3.5	0.3	0.3	16.8	28.6	11.1	100.0

	2019 Season Highs	Career Highs	Playoff Career Highs
PTS	10	11, two times	22, at CT 9/29/04
REB	2	4, vs. IND 8/30/17	9, at PHX 9/21/13 (Twice)
AST	4	5, vs. CHI 9/1/17	7, vs MIN 10/14/16 (Twice)
STL	0	3 vs. IND, 8/18/17	4, vs MIN 9/20/15 (Twice)
BLK	2	2 vs. LV, 5/26/19	4, at CT 9/29/04
FGM	4	4, six times	9, at CT 9/29/04
3FGM	1	3, two times	1, vs. MIN 10/14/16 (6 times)
FTM	1	2, two times	7, at CT 9/27/04
MINS	16:55	28, vs. LA 6/3/18	39, at PHX 9/21/13



## GAME BY GAME STATS

[illegible]

#2	RIQUNA WILLIAMS	GUARD	5-7	05/28/90	MIAMI (FLA.)	6TH SEASON
----	-----------------	-------	-----	----------	--------------	------------

**2019 Regular Season Averages:**

G-GS	PPG	RPG	APG	SPG	BPG	MPG	FG%	3FG%	FT%
4-0	9.0	2.8	1.3	1.3	0	19.0	30.3	33.3	90.9

	2019 Season Highs	Career Highs	Playoff Career Highs
PTS	25	51, vs. SA 9/8/13	7, at MIN 10/4/17
REB	4	9, vs. SEA 9/12/13	2, at PHO 9/17/15
AST	4	6 (3 Times)	1, vs. MIN 9/29/17 (Twice)
STL	2	5 (3 Times)	1, vs. MIN 9/29/17 (3 Times)
BLK	0	2 (4 Times)	--
FGM	7	17, SA 9/8/13	2, at MIN 10/4/17
3FGM	4	8, vs. SA 9/8/13	1, at MIN 10/4/17 (3 Times)
FTM	7	18, at ATL 7/7/15	2, at MIN 10/4/17
MINS	23:44	39, PHO 8/4/15	16, at PHO 9/17/15



## GAME BY GAME STATS

[illegible]



#3	CANDACE PARKER	FORWARD/CENTER	6-4	4/19/86	TENNESSEE	11TH SEASON
----	----------------	----------------	-----	---------	-----------	-------------

### 2018 Regular Season Averages:

G-GS	PPG	RPG	APG	SPG	BPG	Mpg	FG%	3FG%	FT%
89-06	7.0-1.9	3.0-0.5	1.0-0.1	0.1-0.0	0.0-0.0	1.0-0.0	30.0-0.0	0.0-0.0	0.0-0.0

	2019 Season Highs	Career Highs	Playoff Career Highs
PTS	-	40, vs HOU 7/9/08	33, vs. MIN 10/7/12
REB	-	20, at SA 6/1/13	18, at PHO 9/25/09
AST	-	11, at WAS 6/15 /18	11, at PHO 9/17/17
STL	-	8, vs IND 8/18/15	5, vs. MIN 9/29/17
BLK	-	9, vs TUL 6/20/12	4, at MIN 10/4/17 (5 Times)
FGM	-	14, vs SEA 7/25/13	14, vs. MIN 10/7/12
3FGM	-	5, Twice	3, at CHI 10/4/16 (4 Times)
FTM	-	14 vs. SEA 7/25/13	15, at CHI 10/4/16
MINs	-	48, Twice	40, at MIN 9/22/15 (4 Times)



## GAME BY GAME STATS

[illegible]

#5	MARINA MABREY	GUARD	5-11	11/14/96	NOTRE DAME	R-SEASON
----	---------------	-------	------	----------	------------	----------

**2019 Regular Season Averages:**

G-GS	PPG	RPG	APG	SPG	BPG	MPG	FG%	3FG%	FT%
5-0	5.6	1.2	1.2	1.4	0.2	15.2	32.1	38.9	75.0

	2019 Season Highs	Career Highs	Playoff Career Highs
PTS	14	14, @ CT (6/6/19)	–
REB	3	3, @ LV (5/26/19)	–
AST	3	3, @ MN (6/8/19)	–
STL	3	3, @ MN (6/8/19)	–
BLK	1	1, @ CT (6/6/19)	–
FGM	4	4, @ CT (6/6/19)	–
3FGM	3	3, @ CT (6/6/19)	–
FTM	3	3, @ CT (6/6/19)	–
MINs	28:08	20, @LV (5/26/19)	–



## GAME BY GAME STATS


[illegible]

#7	MARIA VADEEVA	FORWARD/CENTER	6-4	6/16/98	RUSSIA	2ND SEASON
----	---------------	----------------	-----	---------	--------	------------

**2019 Regular Season Averages:**

G-GS	PPG	RPG	APG	SPG	BPG	MPG	FG%	3FG%	FT%
1-1	24.0	5.0	1.0	2.0	3.0	24.0	.55	50.0	0

	2019 Season Highs	Career Highs	Playoff Career Highs
PTS	24	24, at LV 5/26/19	--
REB	5	7, at LV 6/29/18	--
AST	1	2, vs. DAL 6/26/18	--
STL	2	2, @ DAL 6/22/18	--
BLK	3	3, vs. DAL 6/26/18	--
FGM	11	3, 3 times	--
3FGM	2	1, 2 times	--
FTM	0	3, at LV 6/29/18	--
MINs	24	13, @ DAL 6/22/18	--



## GAME BY GAME STATS


Date	Opponent	MIN	FG-A	PCT	3PM-A	PCT	FTM-A	PCT	OFF	DEF	TOT	AST	STL	BLK	TO	PF	PTS
5/26	@LV	24	11 - 20	55.0	2 - 4	50.0	0 - 1	0.0	1	4	5	1	2	3	3	3	24
5/31	CT	-	-	-	-	-	-	-	-	-	-	-	-	-	-	-	-
6/4	@NY	-	-	-	-	-	-	-	-	-	-	-	-	-	-	-	-
6/6	@CT	-	-	-	-	-	-	-	-	-	-	-	-	-	-	-	-
6/8	@MIN	-	-	-	-	-	-	-	-	-	-	-	-	-	-	-	-
6/14	@PHO																
6/15	NY																
6/18	WASH																
6/21	@SEA																
6/23	@PHO																
6/27	LV																
6/30	CHI																
7/7	WASH																
7/9	@DAL																
7/12	@IND																
7/14	@ATL																
7/18	DAL																
7/20	@NY																
7/23	@ATL																
8/1	LV																
8/4	SEA																
8/8	PHO																
8/11	CHI																
8/14	@DAL																
8/16	@CHI																
8/20	MIN																
8/22	IND																
8/25	CT																
8/27	@WASH																
8/29	@IND																
8/31	@LV																
9/3	ATL																
9/5	SEA																
9/8	MIN																

#10	TIERRA RUFFIN-PRATT	GUARD/FORWARD	5-11	04/11/91	NORTH CAROLINA	6TH SEASON
-----	---------------------	---------------	------	----------	----------------	------------

**2019 Regular Season Averages:**

G-GS	PPG	RPG	APG	SPG	BPG	MPG	FG%	3FG%	FT%
5-4	5.4	3.0	3.2	1.2	1.4	22.0	40.0	44.4	100.0

	2019 Season Highs	Career Highs	Playoff Career Highs
PTS	17	20, vs. LA 6/23/15	17, vs. NY 9/22/15
REB	7	12, vs. SEA 6/27/17	9, vs. NY 9/10/17
AST	5	6, six times	4, vs. NY 9/10/17
STL	2	4, vs. SAN 7/25/17	4, vs. NY 9/22/15
BLK	3	3, Three times	1, NY 9/22/15
FGM	6	14, two times	6, vs. NY 9/22/15
3FGM	2	4, vs. NY 9/13/16	2, vs. SEA 9/12/18
FTM	3	9, vs. SAN 8/28/16	6, vs. MIN 9/12/17
MINS	35:08	40, vs. SEA 5/26/16	29, vs. NY 9/22/15



## GAME BY GAME STATS

[illegible]




#12	CHELSEA GRAY	GUARD	5-11	10/8/92	DUKE	4TH SEASON
-----	--------------	-------	------	---------	------	------------

**2019 Regular Season Averages:**

G-GS	PPG	RPG	APG	SPG	BPG	MPG	FG%	3FG%	FT%
5 - 5	15.6	2.6	4.4	0.6	0.4	30.6	43.5	38.5	95.0

	2019 Season Highs	Career Highs	Playoff Career Highs
PTS	29	29, at NY 6/4/19	27, at MIN 9/24/17
REB	4	9, at CHI 8/30/15	6, vs. PHO 9/14/17
AST	6	11, vs NY 6/24/18	9, vs. MIN 10/1/17
STL	1	3, Twice	3, at MIN 10/4/17 (Twice)
BLK	2	3, at Chi 6/17/18	2, vs. MIN 9/29/17
FGM	10	10, at NY 6/4/19	10, at MIN 9/24/17
3FGM	4	4, 3 Times	4, at MIN 9/24/17 (Twice)
FTM	6	6, vs MIN 9/6/16	6, at MIN 10/9/16
MINS	33:43	36, 3 times	38, vs. PHO 9/14/17



## GAME BY GAME STATS

[illegible]

#13	CHINEY OGWUMIKE	FORWARD/CENTER	6-4	03/22/92	STANFORD	3RD SEASON
-----	-----------------	----------------	-----	----------	----------	------------

**2019 Regular Season Averages:**

G-GS	PPG	RPG	APG	SPG	BPG	MPG	FG%	3FG%	FT%
5-4	14.0	7.0	1.0	1.8	1.2	29.6	49.1	0	87.5

	2019 Season Highs	Career Highs	Playoff Career Highs
PTS	20	30, vs. SEA 6/15/18	2, vs. PHX 8/23/18
REB	10	17, vs. NY 6/29/14	3, vs. PHX 8/23/18
AST	2	3, four times	1, vs. PHX 8/23/18
STL	3	4, two times	2, vs. PHX 8/23/18
BLK	2	7, vs. DAL 7/20/16	–
FGM	9	13, vs. SEA 6/15/18	1, vs. PHX 8/23/18
3FGM	0	1, vs. NY 6/7/18	–
FTM	6	8, vs. CHI 8/10/18	–
MINS	35:43	40, two times	19



## GAME BY GAME STATS

Date	Opponent	MIN	FG-A	PCT	3PM-A	PCT	FTM-A	PCT	OFF	DEF	TOT	AST	STL	BLK	TO	PF	PTS
5/26	@LV	20	1 - 10	10.0	0 - 0	-	0 - 0	0.0	0	6	6	0	2	0	0	4	2
5/31	CT	32:11	7 - 11	63.6	0 - 0	-	6 - 6	100.0	4	3	7	2	1	1	0	5	20
6/4	@NY	35:43	5 - 13	38.5	0 - 0	-	5 - 6	83.3	5	5	10	2	2	2	3	3	15
6/6	@CT	30:22	9 - 11	81.8	0 - 0	-	1 - 2	50.0	3	0	3	1	3	2	0	1	19
6/8	@MIN	29:52	6 - 12	50.0	0 - 1	-	2 - 2	100.0	5	4	9	0	1	1	2	4	14
6/14	@PHO																
6/15	NY																
6/18	WASH																
6/21	@SEA																
6/23	@PHO																
6/27	LV																
6/30	CHI																
7/7	WASH																
7/9	@DAL																
7/12	@IND																
7/14	@ATL																
7/18	DAL																
7/20	@NY																
7/23	@ATL																
8/1	LV																
8/4	SEA																
8/8	PHO																
8/11	CHI																
8/14	@DAL																
8/16	@CHI																
8/20	MIN																
8/22	IND																
8/25	CT																
8/27	@WASH																
8/29	@IND																
8/31	@LV																
9/3	ATL																
9/5	SEA																
9/8	MIN																

#21	KALANI BROWN	CENTER	6-7	03/21/97	BAYLOR	R-SEASON
-----	--------------	--------	-----	----------	--------	----------

**2019 Regular Season Averages:**

G-GS	PPG	RPG	APG	SPG	BPG	MPG	FG%	3FG%	FT%
5-0	3.2	3.8	0.2	0.6	.6	12.0	40.0	0	66.7

	2018 Season Highs	Career Highs	Playoff Career Highs
PTS	4	4, Three Times	–
REB	5	5, @LV 5/26/19	–
AST	1	1, vs. CT 5/31/19	–
STL	1	1, @LV 5/26/19	–
BLK	2	2, @LV 5/26/19	–
FGM	2	2, @NY 6/4/19	–
3FGM	0	--	–
FTM	2	2, Twice	–
MINS	16	16, @LV 5/26/19	–



## GAME BY GAME STATS

[illegible]

#22	ASHLEY WALKER	FORWARD/CENTER	6-1	2/24/87	CALIFORNIA	4TH SEASON
-----	---------------	----------------	-----	---------	------------	------------

**2019 Regular Season Averages:**

G-GS	PPG	RPG	APG	SPG	BPG	MPG	FG%	3FG%	FT%
2 - 0	1	1	1.5	0.5	--	9:00	11.1	0	--

	2019 Season Highs	Career Highs	Playoff Career Highs
PTS	2	38 vs. ATL 6/30/16	27, vs. CHI 9/28/16
REB	2	20, at IND 7/12/12	14, vs. PHO 9/19/13
AST	3	8, Twice	6, vs. CHI 10/28/16
STL	1	6 vs. CHI 6/1/14	4, at CHI 10/4/16
BLK	-	5 vs. ATL 6/30/16	3, at CHI 10/4/16
FGM	1	13 vs. ATL 6/30/16	11, vs. LA 9/28/16
3FGM	-	3 vs SEA 5/13/17	2, vs. MIN 10/14/16
FTM	-	14 vs. WAS, 9/3/15	7, vs. PHO 9/23/13
MINs	12:04	42 Twice	38, at MIN 9/18/15



## GAME BY GAME STATS

[illegible]



#24	SYDNEY WIESE	GUARD	6-0	6/16/95	OREGON STATE	2ND SEASON
-----	--------------	-------	-----	---------	--------------	------------

### 2019 Regular Season Averages:

G-GS	PPG	RPG	APG	SPG	BPG	MPG	FG%	3FG%	FT%
5 - 4	3.6	1.4	0.8	0.6	0.6	20.2	26.9	25.0	-

	2019 Season Highs	Career Highs	Playoff Career Highs
PTS	8	22 vs WAS 5/19/17	--
REB	4	4 vs. CT 5/31/19	--
AST	4	4, at CT 6/6/19	--
STL	2	2, at MN 6/8/19	--
BLK	1	1, 4 times	--
FGM	3	8 vs WAS 5/19/17	--
3FGM	2	6 vs WAS 5/19/17	--
FTM	0	3, vs. NY 8/4/17	--
MINS	29:44	30 vs CT 5/31/19	1, vs. PHO 5/19/17



## GAME BY GAME STATS

[illegible]

