

LOS ANGELES SPARKS 2019 GAME NOTES



Los Angeles Sparks (0-1) vs. Connecticut Sun (2-0)

May 31, 2019

Staples Center | 7:30 pm (PT) | ESPN3, Spectrum SportsNet



PRESEASON SCHEDULE

Date	Opponent	Time/Result	Record
5/11	at Phoenix*	L, 75-82	N/A
5/17	SEATTLE*	W, 92-85	N/A

REGULAR SEASON SCHEDULE

Date	Opponent	Time/Result	Record
5/26	at Las Vegas	L, 70-83	0-1
5/31	CONNECTICUT	7:30 p.m.	
6/4	at New York	8:00 a.m.	
6/6	at Connecticut	4:00 p.m.	
6/8	at Minnesota	12:30 p.m.	
6/14	at Phoenix	7:00 p.m.	
6/15	NEW YORK	7:00 p.m.	
6/18	WASHINGTON	7:30 p.m.	
6/21	at Seattle	7:00 p.m.	
6/23	at Phoenix	3:00 p.m.	
6/27	LAS VEGAS	7:30 p.m.	
6/30	CHICAGO	2:00 p.m.	
7/7	WASHINGTON	2:00 p.m.	
7/9	at Dallas	10:00 a.m.	
7/12	at Indiana	4:00 p.m.	
7/14	at Atlanta	12:00 p.m.	
7/18	DALLAS	12:30 p.m.	
7/20	at New York	12:00 p.m.	
7/23	at Atlanta	4:00 p.m.	
8/1	LAS VEGAS	7:00 p.m.	
8/4	SEATTLE	2:00 p.m.	
8/8	PHOENIX	7:00 p.m.	
8/11	CHICAGO	2:00 p.m.	
8/14	at Dallas	5:00 p.m.	
8/16	at Chicago	5:00 p.m.	
8/20	MINNESOTA	7:30 p.m.	
8/22	INDIANA	7:30 p.m.	
8/25	CONNECTICUT	2:00 p.m.	
8/27	at Washington	4:00 p.m.	
8/29	at Indiana	4:00 p.m.	
8/31	at Las Vegas	7:30 p.m.	
9/3	ATLANTA	7:30 p.m.	
9/5	SEATTLE	7:30 p.m.	
9/8	MINNESOTA	1:00 p.m.	

* = Preseason

All times listed are Pacific Time

CONTACT INFORMATION

Eli Horowitz

Director, Public Relations and Communications
ehorowitz@la-sparks.com
(847) 644-9932

Natalie Gilmore

Coordinator, Public Relations and Communications
ngilmore@la-sparks.com
(661) 714-8051



@LA_Sparks



@LA_Sparks



Los Angeles Sparks

SPARKS ALL STARS' 2018 HIGHLIGHTS

G		12								CHELSEA GRAY								5-11		170 LBS	
GP/GS	34/34	PPG	14.9		RPG	3.4		APG	5.1		SPG	1.4		FG%	48.4		3FG%	39.2		MPG	32.7

The 2018 All-Star finished last season sixth in the league in assists per game, tallying a career-high 11 dimes in the Sparks' 80-54 victory against the Liberty on June 24. Gray scored a career-high 26 points in the Sparks' 74-66 victory against New York Aug. 14. Gray also finished sixth in the league with 1.4 steals per game and led the Sparks in assists, averaging a career-high 5.1 per game.

F/C	13	CHINEY OGWUMIKE								6'4"		173 LBS			
GP/GS	31/31	PPG	14.4	RPG	7.3	APG	1.0	SPG	1.1	FG%	60.3	3FG%	50.0	MPG	25.5

The former Rookie of the Year and two-time All-Star appeared and started in all 31 games, averaging 14.4 points and 7.5 rebounds per game with the Connecticut Sun. Oguwmike averaged a career-high 60.3 field goal percentage in her first WNBA season after sitting out the 2017 seasons due to injury. Oguwmike registered a new career-high of 30 points in a loss to Seattle on June 30 and helped the Sun finish fourth in the league with a 21-13 record.

F	3	CANDACE PARKER								6'4"		175 LBS			
GP/GS	31/30	PPG	17.9	RPG	8.2	APG	4.7	SPG	1.2	FG%	47.1	3FG%	34.5	MIN	30.6

The former Rookie of the Year, two-time MVP and 2016 WNBA Finals MVP passed the 5,000 career points milestone during the Sparks' 78-75 win over the Phoenix Mercury on Aug. 5. Parker averaged a team-high 17.9 points per game and her 4.7 assists per game ranks eighth overall in the WNBA and first overall for non-point guards. In the Sparks' Aug. 8 victory against New York, she became the 12th player in WNBA history to reach the 2,500 rebound milestone.

G/F	0	ALANA BEARD							5'11"		160 LBS				
GP/GS	30/30	PPG	4.0	RPG	3.3	APG	1.7	SPG	1.5	FG%	39.2	3FG%	40.0	MPG	25.5

The 2017 and 2018 Defensive Player of the Year scored 11 points, including five in overtime to help the Sparks beat the Storm 77-75 on July 10. Beard also scored 10 fourth-quarter points to lift the Sparks over the Mystics, winning 97-86 on June 15. Beard averaged 4.0 points, 3.3 rebounds and her 1.5 steals per game last season was good for fourth in the league last season.

F	30	NNEKA OGWUMIKE								6'2"		174 LBS			
GP/GS	27/27	PPG	15.5	RPG	6.8	APG	2.0	SPG	1.5	FG%	52.5	3FG%	34.6	MPG	30.8

Nneka Oguwmike led the Sparks in field goal percentage and steals per game last season. Oguwmike finished third in the WNBA in steals per game, averaging 1.6. She reached double-digit scoring in all but one of her 27 games in 2018. In the Sparks' victory over the Liberty on Aug. 8, she eclipsed 3,500 points for her career. Oguwmike scored in double-figures in 26 out of the 27 games and logged a season-high 25 points in a win over Indiana on May 22.

PLAYER UPDATES

NUM.	PLAYER	POS.	REASON
3	Candace Parker	F/C	Hamstring
7	Maria Vadeeva	F/C	Overseas

WHERE DID YOU COME FROM?

NUM.	PLAYER	HOW ACQUIRED
0	Alana Beard	Free agent (2012)
1	Alexis Jones	Trade (2019)
2	Riquna Williams	Trade (2016)
3	Candace Parker	Draft (2008)
5	Marina Mabrey	Draft (2019)
7	Maria Vadeeva	Draft (2018)
10	Tierra Ruffin-Pratt	Free agent (2019)
12	Chelsea Gray	Trade (2016)
13	Chiney Ogwumike	Trade (2019)
21	Kalani Brown	Draft (2019)
24	Sydney Wiese	Draft (2017)
30	Nneka Ogwumike	Draft (2012)

MILESTONE WATCH

PLAYER	MILESTONE (CURRENT)
Candace Parker	5500 points (5113) 1200 assists (1154) 3000 rebounds (2548) 550 blocks (501)
Alana Beard	5000 points (4688) 1100 assists (1038) 250 blocks (217) 700 steals (698)
Nneka Ogwumike	4000 points (3565) 2000 rebounds (1652)
Chiney Ogwumike	1500 points (1343) 1000 rebounds (712)
Chelsea Gray	1500 points (1437) 500 assists (489)

PRONOUNCIATION

PLAYER/COACH	PRONOUNCIATION
Alana Beard	ah-LAY-nah
Nneka Ogwumike	NEH-kuh Oh-gwoo-MIH-kay
Chiney Ogwumike	Chin-AY Oh-gwoo-MIH-kay
Sydney Wiese	WEECE (rhymes with REESE)
Maria Vadeeva	vuh-DEE-vuh

COACHING STAFF

NAME	ROLE
Derek Fisher	Head Coach
Latricia Trammell	Assistant Coach
Fred Williams	Assistant Coach
Jamal "Dash" Lovell	Player Development Coach
Courtney Watson	Athletic Trainer
Kelly Dormandy	Strength and Conditioning Coach
Rachel Schrote	Video Coordinator

HOME OPENER

The Los Angeles Sparks Home Opener is this Friday, May 31 against the Connecticut Sun. The Sparks will have the opportunity to bounce back after falling 83-70 in their season opener against the Las Vegas Aces on May 26. The Sun are riding momentum after winning their first two contests of the season, defeating the Washington Mystics and the Indiana Fever last week.

SCHOOL OF FISHER

The Los Angeles Sparks named Derek Fisher as its new head coach during the offseason on December 5, 2018. Fisher won five titles in 18 NBA seasons with the Los Angeles Lakers, and played alongside Kobe Bryant and Shaquille O'Neal en route to three consecutive titles from 2000 to 2002. Fisher began his coaching career as the head coach of the New York Knicks during the 2015-2016 season. The Sparks' 12th head coach hopes to translate his championship experience to the Sparks as he enters his first season in the league for the 2019 WNBA season.

NEW FACES

In addition to bringing in head coach Derek Fisher, the Los Angeles Sparks also made some roster changes as well. The Sparks took center Kalani Brown as the seventh overall pick and guard Marina Mabrey as the 19th overall pick in the 2019 WNBA Draft. Following the draft, Los Angeles acquired guard Alexis Jones from the Minnesota Lynx in exchange for guard Odyssey Sims, before trading a first-round pick to the Connecticut Sun in exchange for two-time All-Star forward/center Chiney Ogwumike. Before the draft, the Sparks signed free agent guard Tierra Ruffin-Pratt, who played six seasons with the Washington Mystics and helped them reach the 2018 WNBA Finals.

IT ALL STARTS UP FRONT

Already with a deep frontcourt in forwards Candace Parker, Nneka Ogwumike, and Maria Vadeeva last season, the Sparks will add forward/center Chiney Ogwumike and center Kalani Brown to the rotation. The three were vital to the Sparks posting the WNBA's fifth best field goal percentage of 45.2 during Los Angeles' 2018 year campaign. Ogwumike averaged 14.4 points and 7.5 rebounds per game in Connecticut, shooting a career-high 60.3 percent from the field. Brown – who helped Baylor win the 2019 NCAA Championship – averaged 15.6 points and 8.1 rebounds per game during her senior season.

AB'S D

Guard/forward Alana Beard earned WNBA's Defensive Player of the Year award for the second consecutive season after winning the award in 2018. Beard is just the second Sparks player to earn the award, joining Lisa Leslie (2004, 2008). Entering her 14th season in 2019, Beard started in the 30 regular-season games that she played, after starting 34 regular-season games in back-to-back seasons in 2017 and 2018. Beard was a catalyst of a Sparks defense that averaged a league-best 8.5 steals per game – the second straight season Los Angeles has lead the WNBA in steals.

GRAY SCALE

The Sparks announced the resigning of guard Chelsea Gray on April 30. Gray evolved into one of the best point guards in the league, averaging new career-highs in points (14.9), assists (5.1), rebounds (3.4) and steals (1.4) in her second season as a full time starter. In her fourth season in the league, Gray earned her second consecutive WNBA All-Star honors after having a breakout season in 2017. Gray opened last season with a game-winning buzzer-beater to give the Sparks a 77-76 win over the Minnesota Lynx.

2019 LOS ANGELES SPARKS ROSTER

NUM.	PLAYER	POS.	HT.	YRS OF EXP.	DOB	COLLEGE
0	Alana Beard	G/F	5'11"	13	05/14/82	Duke
1	Alexis Jones	G	5'9"	2	05/08/94	Baylor
2	Riquna Williams	G	5'7"	6	05/28/90	Miami (Fla.)
3	Candace Parker	F/C	6'4"	11	04/19/86	Tennessee
5	Marina Mabrey	G	5'11"	R	11/14/96	Notre Dame
7	Maria Vadeeva	F/C	6'4"	1	07/16/98	Russia
10	Tierra Ruffin-Pratt	G/F	5'11"	6	04/11/91	North Carolina
12	Chelsea Gray	G	5'11"	4	10/08/92	Duke
13	Chiney Ogwumike	F/C	6'4"	3	03/22/92	Stanford
21	Kalani Brown	C	6'7"	R	03/21/97	Baylor
24	Sydney Wiese	G	6'0"	2	06/16/95	Oregon State
30	Nneka Ogwumike	F	6'2"	7	07/02/90	Stanford

2019 LA SPARKS ROSTER



Position: G/F
Height: 5'11"
DOB: 5/14/82
College: Duke



Position: G
Height: 5'9"
DOB: 5/8/94
College: Baylor



Position: G
Height: 5'7"
DOB: 5/28/90
College: Miami



Position: F/C
Height: 6'4"
DOB: 4/19/86
College: Tennessee



Position: G
Height: 5'11"
DOB: 9/14/96
College: Notre Dame



Position: F/C
Height: 6'4"
DOB: 7/16/98
College: Russia



Position: G/F
Height: 5'11"
DOB: 4/11/91
College: North Carolina



Position: G
Height: 5'11"
DOB: 10/8/92
College: Duke



Position: F/C
Height: 6'4"
DOB: 3/22/92
College: Stanford



Position: C
Height: 6'7"
DOB: 3/21/97
College: Baylor



Position: G
Height: 6'0"
DOB: 6/16/95
College: Oregon State




Position: F
Height: 6'2"
DOB: 7/2/90
College: Stanford

COACHING STAFF



HEAD COACH



ASSISTANT COACH



ASSISTANT COACH



DIRECTOR OF
SPORTS MEDICINE/
HEAD ATHLETIC
TRAINER



STRENGTH &
CONDITIONING
COACH



PLAYER
DEVELOPMENT
COACH

CONNECTICUT SUN

PREVIEW: The Los Angeles Sparks will take on the Connecticut Sun in their first regular season home game of the 2019 WNBA season. The Sparks began the season with a matchup with the Las Vegas Aces, falling 83-70.

After finishing the 2018 regular season with a 21-13 record, the Sun finished as the third best team in the Eastern Conference, and earning the number four seed in the playoffs. Connecticut earned a first round bye, but fell in the second round of the postseason to the Phoenix Mercury at home. The Sun have made the playoffs each of the last two seasons.

The Sun were one of the most efficient scoring teams in the WNBA last season, posting the highest point per game average (87.6) and most field goals made per game (33.2) as well as finishing with the second highest field goal percentage in the league (46.6%), only finishing behind the Seattle Storm (46.8). In addition to scoring, Connecticut was also a league leader in offensive rebounds per game (11.0) and total rebounds (36.9).



Connecticut will be without last season's leading scorer Chiney Ogumike, who was traded to the Los Angeles Sparks on April 28 for the Sparks 2020 first round draft pick in the WNBA Draft. Ogumike averaged 14.4 points per game and also shot 60.3% from the field, the eighth best percentage in the league last season. In addition to her scoring, Ogumike also led the Sun in total rebounds with 227.

With Ogumike's departure, the Sun will be led by guard Jasmine Thomas, who averaged 12.9 points per game as well as 4.8 assists per game, which led the team last season. Forward Jonquel Jones will look to play a big role in the 2019 season, after leading the team last season in two-point field goal percentage, shooting 60.4%. Guard Alyssa Thomas will also look towards expanding her role, after leading the team in rebounds per game (8.1).

During the offseason, Connecticut were able to add a couple of pieces towards their roster, with help from the 2019 WNBA Draft. The Sun selected center Kristine Anigwe with the ninth overall selection as well as guard Bridget Carleton in the second round. Anigwe, Cal's all-time leading scorer, finished her senior year at Berkeley averaging 22.5 points and 16.2 rebounds per game. Carleton, a stand-out small forward from Iowa State, won the 2019 Cheryl Miller Award, which is given to the country's best collegiate small forward.

The Sparks and Sun faced each other three times last season, with the Sun victorious in all three games. All matchups were tightly contested, with all three being decided by fewer than eight points. The three wins for the Sun were the first victories over the Sparks since June 26th, 2015.

HEAD COACH: Curt Miller, 4th season with the Sun

PROBABLE STARTERS:

C	Jonquel Jones
G	Courtney Williams
G	Jasmine Thomas
F	Alyssa Thomas
F	Shekinna Stricklen

SPARKS' MOST RECENT GAME (5/26/19)							SPARKS LAST GAME AGAINST SUN (7/19/18)							SUN MOST RECENT GAME (5/28/19)						
	1	2	3	4	OT	FINAL		1	2	3	4	OT	FINAL		1	2	3	4	OT	FINAL
LA	23	8	18	21	—	70	LA	18	23	22	23	-	86	IND	23	14	15	25	—	77
LV	27	18	20	18	—	83	CT	26	26	17	20	-	89	CT	21	19	22	26	—	88
Biggest Lead: LA: 5 LV: 19							Biggest Lead: LA: 3 CT: 19							Biggest Lead: IND: 3 CT: 15						
Lead Changes: 1 Times Tied: 1							Lead Changes: 4 Times Tied: 3							Lead Changes: 13 Times Tied: 6						
Points: LA: Vadeeva 24, LV: Wilson 21							Points: LA: Parker 20, CT: J. Thomas 27							Points: IND: Wheeler 26, CT: Jones 25						
Rebounds: LA: N. Ogumike 11, LV: Wilson 11							Rebounds: LA: Parker 10, CT: Jones 9							Rebounds: IND: Dupree 8, CT: A. Thomas 10						
Assists: LA: Gray 4, PHX: Plum 6							Assists: LA: Gray 7, CT: Jones 7							Assists: IND: Wheeler 9, CT: J. Thomas 7						

LAS VEGAS ACES

Recap: Maria Vadeeva scored the first basket of the Sparks 2019 season and would go on to score a career high 24 points, but the Sparks dropped their season opener at the Las Vegas Aces, 83-70. Vadeeva had six early points and eight in the first half, including one off a no-look dime from Chelsea Gray. The two-time All-Star Gray followed the act with another no-looker to Alana Beard, which was picked up by Bleacher Report, The Undeclared and was hyped all over social media. After leading early, the Sparks went cold and the Aces took a 25-19 lead, before Riquana Williams hit a step-back 3-pointer to make it 25-22 Las Vegas. A Williams heave connected to end the first, but was reversed after review and the Sparks trailed 27-23 at the end of the quarter. Ten Sparks played in the opening period.



The Aces started the second quarter on 7-0 run to take a 34-23 lead and force a timeout from Sparks head coach Derek Fisher. The Sparks finally scored their first basket of the second quarter on a Vadeeva layup to make it 36-25. Los Angeles simply could not connect on some opportunities around the basket as they scored just eight points in the second quarter, shooting 19% from the field.

The Sparks defense kept them in the game despite their offensive struggles, as they held the Aces to 18 in the second quarter. An Alana Beard buzzer-beater off a cut sent the Sparks to the locker room trailing 45-31. The Aces shot 15 free throws to the Sparks four in the first half.

Maria Vadeeva came out strong in the third quarter as her 3-pointer cut the lead to 49-40. A Gray leaner then cut the lead to 57-46, but the Sparks could not make a serious dent in the lead, and a Sydney Colson reverse gave the Aces their biggest lead of the game, 65-47.

The Sparks played good enough defense to win, holding the Aces to 41.9% from the field, but their 36.4% shooting performance prevented a genuine comeback attempt. In the loss, Nneka Ogwumike had a double-double with 17 points and 11 rebounds. The Sparks next game is Friday, May 31 at Staples Center against the Connecticut Sun.

SPARKS LAST GAME AGAINST ACES (7/15/18)

	1	2	3	4	OT	FINAL
LA	27	21	16	35	—	99
LV	24	23	16	15	—	78

Biggest Lead: LA: 6 | LV: 19

Lead Changes: 19 | **Times Tied:** 6

Points: LA: Parker 34, LV: McBride 18

Rebounds: LA: Parker 11, LV: T. Young/Wilson 8

Assists: LA: Parker 9, LV: Jefferson 3

2019 TEAM BOX SCORE

DATE	OPPONENT	MIN	FG-A	PCT	3PM-A	PCT	FTM-A	PCT	OFF	DEF	TOT	AST	STL	BLK	TO	PF	PTS
5/26	@LV	200:0	28 - 77	36.4	5 - 13	38.5	9 - 13	69.2	10	30	40	17	9	8	14	22	70
5/31	CT																
6/4	@NY																
6/6	@CT																
6/8	@MIN																
6/14	@PHX																
6/15	NY																
6/18	WASH																
6/21	@SEA																
6/23	@PHX																
6/27	LV																
6/30	CHI																
7/7	WASH																
7/9	@DAL																
7/12	@IND																
7/14	@ATL																
7/18	DAL																
7/20	@NY																
7/23	@ATL																
8/1	LV																
8/4	SEA																
8/8	PHO																
8/11	CHI																
8/14	@DAL																
8/16	@CHI																
8/20	MIN																
8/22	IND																
8/25	CT																
8/27	@WASH																
8/29	@IND																
8/31	@LV																
9/3	ATL																
9/5	SEA																
9/8	MIN																

2018 REGULAR SEASON SUPERLATIVES

LOS ANGELES SPARKS HIGHS

Points, Game.....	97 @ Washington 6/15
Points, First Half.....	59 vs. Las Vegas 7/1
Points, Second Half.....	51 @ Las Vegas 7/15
Points, 1Q.....	33 @ Indiana 5/22
Points, 2Q.....	32 vs. Phoenix 5/27
Points, 3Q.....	31 @ Chicago 6/22
Points, 4Q.....	35 @ Las Vegas 7/15
Points, Overtime.....	11 @ Seattle 7/10
Field Goals Made.....	35 - 3 times (Last: vs. Las Vegas 7/1)
Field Goals Att.....	75 @ Seattle 7/10
Field Goal Percentage...	62.5% @ Washington 6/15
3FG Made.....	13 @ Las Vegas 6/29
3FG Att.....	28 @ Las Vegas 6/29
3FG Percentage.....	80.0% @ Washington 6/15
Free Throws Made.....	21 vs. Phoenix 5/27
Free Throws Att.....	30 vs. Phoenix 5/27
FT Percentage.....	100% vs. Indiana 6/19,
Offensive Rebounds....	15 @ Seattle 6/28
Defensive Rebounds...	36 vs. New York 6/24
Total Rebounds.....	41 @ Chicago 6/17
Assists.....	29 @ Washington 6/15
Steals.....	14 - Twice (Last: vs. Dallas 6/26)
Turnovers.....	17 vs. Seattle 6/7
Blocked Shots.....	7 - 3 times (Last: at Las Vegas 6/29)
Personal Fouls.....	27 vs. Washington 7/7

OPPONENT HIGHS

Points, Game.....	102 @ Indiana 5/24
Points, First Half.....	52 @ Connecticut 8/19
Points, Second Half.....	56 @ Connecticut 5/24
Points, 1Q.....	26 @ Dallas 6/22, vs. Seattle 6/28
Points, 2Q.....	27 vs. Dallas 7/12
Points, 3Q.....	31 vs. Seattle 6/7
Points, 4Q.....	37 @ Connecticut 5/24
Points, Overtime.....	9 vs. Seattle 6/10
Field Goals Made.....	36 @ Indiana 5/24
Field Goals Att.....	75 @ Las Vegas 7/15
Field Goal Percentage..	62.5% @ Connecticut 5/24
3FG Made.....	12 @ Dallas 6/22
3FG Att.....	25 @ Dallas 6/22
3FG Percentage.....	62.5% @ Las Vegas 6/29
Free Throws Made.....	32 vs. Washington 7/7
Free Throws Att.....	35 vs. Washington 7/7
FT Percentage.....	100% @ Indiana 5/22

LOS ANGELES SPARKS LOWS

-Points, Game.....	63 vs. Seattle 6/7
-Points, First Half.....	25 vs. Connecticut 7/3
-Points, Second Half.....	27 vs. Dallas 7/12
-Points, 1Q.....	8 vs. Connecticut 7/3
-Points, 2Q.....	12 vs. Chicago 6/10
-Points, 3Q.....	10 @ Phoenix 5/27
-Points, 4Q.....	9 vs. Washington 8/17
-Points, Overtime.....	11 @ Seattle 7/10
-Field Goals Made.....	25 vs. Seattle 6/7, @ Wash 8/17
-Field Goals Att.....	56 @ Washington 6/15
-Field Goal Percentage.	36.7% vs. New York 8/14
-3FG Made.....	2 @ Twice (Last: vs. Chicago 6/10)
-3FG Att.....	12 @ vs. Seattle 6/7
-3FG Percentage.....	16.7% at Minnesota 5/20
-Free Throws Made.....	6 vs. Indiana 6/19
-Free Throws Att.....	6 vs. Indiana 6/19
-FT Percentage.....	55.6% vs. New York 6/24 @ Las Vegas 7/15, Washington 8/17
-Offensive Rebounds....	2 vs. Las Vegas 7/1
-Defensive Rebounds...	9 at Connecticut 5/24
-Total Rebounds.....	14 @ Connecticut 5/24
-Assists.....	8 @ Seattle 6/28
-Steals.....	3 vs. Indiana 7/20
-Turnovers.....	6 at Minnesota 5/20
-Blocked Shots.....	0 - Twice (Last: at Phoenix 8/12)
-Personal Fouls.....	12 - 3 times (Last: vs. Indiana 7/20)

OPPONENT LOWS

-Points, Game.....	54 vs. New York 6/24
-Points, First Half.....	27 vs. New York 6/24
-Points, Second Half.....	22 vs. Indiana 6/19
-Points, 1Q.....	8 vs. Minnesota 8/2
-Points, 2Q.....	11 vs. Atlanta 6/12, vs. Washington 7/7
-Points, 3Q.....	10 vs. Minnesota 6/3
-Points, 4Q.....	6 vs. Indiana 6/19, @ Seattle 7/10
-Points, Overtime.....	9 vs. Seattle 6/10
-Field Goals Made.....	26 vs. Phoenix 8/5
-Field Goals Att.....	55 @ Minnesota 5/20, 6/3
-Field Goal Percentage.	28.4% vs. Chicago 6/10
-3FG Made.....	1 vs. Washington 7/7
-3FG Att.....	6 vs. Las Vegas 7/1
-3FG Percentage.....	6.2% vs. Washington 7/7
-Free Throws Made.....	3 vs. New York 6/24
-Free Throws Att.....	10 vs. New York 6/24
-FT Percentage.....	30% vs. New York 6/24

HEAD COACH DEREK FISHER



Derek Fisher was named the 12th head coach of the Los Angeles Sparks on December 5, 2018. Fisher is a Los Angeles basketball legend, playing 18 seasons in the NBA and winning five championships with the Los Angeles Lakers. Fisher was drafted 24th overall by the Lakers in 1996, and played alongside Kobe Bryant and Shaquille O'Neal en route to three consecutive titles from 2000-2002. He later added two more rings in 2009 and 2010 with Los Angeles. Fisher also played for the Golden State Warriors, Utah Jazz, Dallas Mavericks and Oklahoma City Thunder.

Fisher's accolades include holding the all-time NBA record for playoff game appearances (259). He's also known for hitting a buzzer-beater with 0.4 seconds left against the San Antonio Spurs in Game 5 of the 2004 Western Conference Semifinals as a member of the Lakers. In his time as a player, he served as president of the players' union from 2006-2013.

After finishing the 2013 season with the Thunder, Fisher transitioned to the sidelines, being named head coach of the New York Knicks on June 10, 2014. Fisher coached into the 2015-2016 season with New York, helping develop then-rookie Kristaps Porzingis.

Fisher is a native of Little Rock, Arkansas where he attended Parkview Arts and Science Magnet High School, lettering in basketball. He then attended the University of Arkansas at Little Rock, where he finished his four-year career second all-time in school history in points (1,393), assists (472) and steals (189). His senior year, he was named Sun Belt Conference Player of the Year.

In the spring of 2016, Fisher became a television analyst for TNT, NBA TV and later Spectrum SportsNet as an in-studio analyst for the Lakers.



Assistant Coach Fred Williams



Fred Williams was named assistant coach of the Los Angeles Sparks on Jan. 22, 2019 and brings over 35 years of collegiate and professional coaching experience. Most recently, Williams served as the Dallas Wings, previously Tulsa Shock, head coach from 2014-2018 where he coached WNBA All-Stars Skylar Diggins and Liz Cambage.

Williams launched his coaching career in 1983 as an assistant coach at USC where he coached standouts Cynthia Cooper, Pamela McGee,

Cheryl Miller, Lisa Leslie and Tina Thompson. Williams helped lead the Trojans to back-to-back NCAA titles in 1983 and 1984 before serving

as head coach from 1995-1997.

In addition to his time in Dallas, Williams previously served as head coach of the Utah Starzz from 1999-2001. Williams then spent six seasons with the Atlanta Dream, winning three WNBA Eastern Conference Championships. Williams took over Atlanta's head coach in 2012 and led the Dream to the WNBA finals in 2013.

Williams played for Boise State men's basketball program from 1976-1979 and averaged 12.0 points and 5.8 assists in his final season. The All-Big Sky Conference point guard played briefly in the NBA for the Utah Jazz before transitioning to a role on the sidelines. He also served as an advance scout for the Washington Mystics, Utah Jazz, Seattle Supersonics and Sacramento Kings.

Off the court, Williams is an avid musician who produces jazz music under the name "Freddy Bass Williams." He has released two jazz albums titled "Game Time" and "My Gift to You." Williams is originally from Inglewood, California, but currently resides in Irving, Texas with his wife Bo and their five children.

Assistant Coach Latricia Trammell



Latricia Trammell was named assistant coach of the Los Angeles Sparks on Jan. 22, 2019. Trammell most recently served as an assistant coach for the San Antonio Stars in 2017 where she worked with the first overall pick Kelsey Plum.

Trammell also served as head coach at Oklahoma State University, producing an 85-10 record with the Stars.

She led the team to back-to-back NAIA Division I women's basketball

national championships in 2014 and 2015, which earned her National Coach of the Year honors in those two years.

After her two titles at OCU, Trammell transitioned to Division I basketball and became an assistant coach for Georgia State from 2015-2017 before transitioning to the WNBA. Trammell holds a 255-131 overall high school and college coaching record in her 24 years on the sidelines.

The Oklahoma native debuted as a head coach when she took over the job at Western State (Colo.) University. Trammell spent five seasons with the Mountaineers and built Western State to be a top contender in the Rocky Mountain Athletic Conference. Trammell's team notched a 105-76 record and made five consecutive RMAC Shootout appearances, catapulting her to become the third winningest coach in program history.

Trammell formally served on the WBCA National Convention Advisory Board and on the voting committee for USA Today/ESPN D-II Top 25. The Seminole, Oklahoma native is also a frequent basketball clinician and was a former player for both Seminole State College and East Central Oklahoma.

Player Development Coach Jamal "Dash" Lovell



The Los Angeles Sparks named Jamal "Dash" Lovell their player development assistant coach on March 4, 2019. Lovell is a professional basketball skills trainer bringing over 11 years of experience working with NBA, WNBA and NCAA athletes, including Candace Parker, Paul George and Dwyane Wade.

Lovell is currently involved with high-profile training clinics in Los Angeles, New York and Miami. In total, Lovell has helped 22 players play NCAA Division I basketball and has worked with over 30 NBA and WNBA players. Lovell, who's known for his training brand DashLetics, believes that aggressiveness, balance and footwork are the key components for success on the court.

#0	ALANA BEARD	GUARD/FORWARD	5-11	5/14/84	DUKE	13TH SEASON
----	-------------	---------------	------	---------	------	-------------

2018 Regular Season Averages:

G-GS	PPG	RPG	APG	SPG	BPG	MPG	FG%	3FG%	FT%
23-23	4.4	3.2	1.7	1.5	0.3	25.6	43.6	40.0	73.3

	2018 Season Highs	Career Highs	Playoff Career Highs
PTS	11	33, at PHX 6/4/08	22, at CT 9/29/04
REB	7	10, Twice	9, at PHX 9/21/13 (Twice)
AST	6	10, at SA 6/28/12	7, vs MIN 10/14/16 (Twice)
STL	4	7 vs. LA, 5/21/06	4, vs MIN 9/20/15 (Twice)
BLK	2	4, Twice	4, at CT 9/29/04
FGM	5	13, vs. SEA 7/23/06	9, at CT 9/29/04
3FGM	1	6, at ATL 6/3/08	1, vs. MIN 10/14/16 (6 times)
FTM	2	11, Twice	7, at CT 9/27/04
MINS	35	48, vs. IND 6/18/05	39, at PHX 9/21/13



GAME BY GAME STATS

[illegible]

#1	ALEXIS JONES	GUARD	5-9	05/08/94	BAYLOR	3RD SEASON
----	--------------	-------	-----	----------	--------	------------

2018 Regular Season Averages:

G-GS	PPG	RPG	APG	SPG	BPG	MPG	FG%	3FG%	FT%
26-0	3.3	0.9	0.7	0.1	0.0	8.8	35.2	32.0	75.0

	2018 Season Highs	Career Highs	Playoff Career Highs
PTS	10	11, two times	22, at CT 9/29/04
REB	3	4, vs. IND 8/30/17	9, at PHX 9/21/13 (Twice)
AST	4	5, vs. CHI 9/1/17	7, vs MIN 10/14/16 (Twice)
STL	1	3 vs. IND, 8/18/17	4, vs MIN 9/20/15 (Twice)
BLK	1	1, two times	4, at CT 9/29/04
FGM	4	4, six times	9, at CT 9/29/04
3FGM	3	3, two times	1, vs. MIN 10/14/16 (6 times)
FTM	2	2, two times	7, at CT 9/27/04
MINS	28	28, vs. LA 6/3/18	39, at PHX 9/21/13



GAME BY GAME STATS

[illegible]

#2	RIQUNA WILLIAMS	GUARD	5-7	05/28/90	MIAMI (FLA.)	6TH SEASON
----	-----------------	-------	-----	----------	--------------	------------

2018 Regular Season Averages:

G-GS	PPG	RPG	APG	SPG	BPG	MPG	FG%	3FG%	FT%
26-0	6.1	1.1	0.7	0.6	0.1	15.0	40.1	38.0	86.7

	2018 Season Highs	Career Highs	Playoff Career Highs
PTS	25	51, vs. SA 9/8/13	7, at MIN 10/4/17
REB	4	9, vs. SEA 9/12/13	2, at PHO 9/17/15
AST	3	6 (3 Times)	1, vs. MIN 9/29/17 (Twice)
STL	4	5 (3 Times)	1, vs. MIN 9/29/17 (3 Times)
BLK	1	2 (4 Times)	--
FGM	9	17, SA 9/8/13	2, at MIN 10/4/17
3FGM	7	8, vs. SA 9/8/13	1, at MIN 10/4/17 (3 Times)
FTM	2	18, at ATL 7/7/15	2, at MIN 10/4/17
MINS	24	39, PHO 8/4/15	16, at PHO 9/17/15



GAME BY GAME STATS

[illegible]

#7	MARIA VADEEVA	FORWARD/CENTER	6-4	6/16/98	RUSSIA	2ND SEASON
----	---------------	----------------	-----	---------	--------	------------

2018 Regular Season Averages:

G-GS	PPG	RPG	APG	SPG	BPG	MPG	FG%	3FG%	FT%
18-0	3.7	2.7	0.6	0.4	0.5	8.7	53.8	25.0	75.0

	2018 Season Highs	Career Highs	Playoff Career Highs
PTS	10	24, at LV 5/26/19	--
REB	7	7, at LV 6/29/18	--
AST	2	2, vs. DAL 6/26/18	--
STL	2	2, @ DAL 6/22/18	--
BLK	3	3, vs. DAL 6/26/18	--
FGM	3	3, 3 times	--
3FGM	1	1, 2 times	--
FTM	3	3, at LV 6/29/18	--
MINs	19	13, @ DAL 6/22/18	--



GAME BY GAME STATS


[illegible]

#10	TIERRA RUFFIN-PRATT	GUARD/FORWARD	5-11	04/11/91	NORTH CAROLINA	6TH SEASON
-----	---------------------	---------------	------	----------	----------------	------------

2018 Regular Season Averages:

G-GS	PPG	RPG	APG	SPG	BPG	MPG	FG%	3FG%	FT%
33-10	5.5	2.0	1.5	0.5	0.1	18.1	34.1	31.4	85.5

	2018 Season Highs	Career Highs	Playoff Career Highs
PTS	16	20, vs. LA 6/23/15	17, vs. NY 9/22/15
REB	5	12, vs. SEA 6/27/17	9, vs. NY 9/10/17
AST	6	6, six times	4, vs. NY 9/10/17
STL	3	4, vs. SAN 7/25/17	4, vs. NY 9/22/15
BLK	1	3, vs. CT 8/9/15	1, NY 9/22/15
FGM	5	14, two times	6, vs. NY 9/22/15
3FGM	2	4, vs. NY 9/13/16	2, vs. SEA 9/12/18
FTM	6	9, vs. SAN 8/28/16	6, vs. MIN 9/12/17
MINS	33	40, vs. SEA 5/26/16	29, vs. NY 9/22/15



GAME BY GAME STATS


[illegible]

#12	CHELSEA GRAY	GUARD	5-11	10/8/92	DUKE	4TH SEASON
-----	--------------	-------	------	---------	------	------------

2018 Regular Season Averages:

G-GS	PPG	RPG	APG	SPG	BPG	MPG	FG%	3FG%	FT%
27-27	14.6	3.3	5.4	1.6	0.2	32.4	48.2	40.0	81.0

	2018 Season Highs	Career Highs	Playoff Career Highs
PTS	23	25, vs ATL 5/27	27, at MIN 9/24/17
REB	7	9, at CHI 8/30/15	6, vs. PHO 9/14/17
AST	11	11, vs NY 6/24/18	9, vs. MIN 10/1/17
STL	6	3, Twice	3, at MIN 10/4/17 (Twice)
BLK	3	3, at Chi 6/17/18	2, vs. MIN 9/29/17
FGM	9	9, Twice	10, at MIN 9/24/17
3FGM	4	4, Twice	4, at MIN 9/24/17 (Twice)
FTM	8	6, vs MIN 9/6/16	6, at MIN 10/9/16
MINS	39	36, 3 times	38, vs. PHO 9/14/17



GAME BY GAME STATS

[illegible]

#13	CHINEY OGWUMIKE	FORWARD/CENTER	6-4	03/22/92	STANFORD	3RD SEASON
-----	-----------------	----------------	-----	----------	----------	------------

2018 Regular Season Averages:

G-GS	PPG	RPG	APG	SPG	BPG	MPG	FG%	3FG%	FT%
31-31	14.4	6.0	1.0	1.1	0.6	20.1	60.3	50.0	79.7

	2018 Season Highs	Career Highs	Playoff Career Highs
PTS	30	30, vs. SEA 6/15/18	2, vs. PHX 8/23/18
REB	14	17, vs. NY 6/29/14	3, vs. PHX 8/23/18
AST	3	3, four times	1, vs. PHX 8/23/18
STL	3	4, two times	2, vs. PHX 8/23/18
BLK	2	7, vs. DAL 7/20/16	–
FGM	13	13, vs. SEA 6/15/18	1, vs. PHX 8/23/18
3FGM	1	1, vs. NY 6/7/18	–
FTM	8	8, vs. CHI 8/10/18	–
MINS	40	40, two times	19



GAME BY GAME STATS

[illegible]

#21	KALANI BROWN	CENTER	6-7	03/21/97	BAYLOR	R-SEASON
-----	--------------	--------	-----	----------	--------	----------

2018 Regular Season Averages:

[illegible]

	2018 Season Highs	Career Highs	Playoff Career Highs
PTS	–	–	–
REB	–	–	–
AST	–	–	–
STL	–	–	–
BLK	–	–	–
FGM	–	–	–
3FGM	–	–	–
FTM	–	–	–
MINS	–	–	–



GAME BY GAME STATS

[illegible]

#24	SYDNEY WIESE	GUARD	6-0	6/16/95	OREGON STATE	2ND SEASON
-----	--------------	-------	-----	---------	--------------	------------

2018 Regular Season Averages:

G-GS	PPG	RPG	APG	SPG	BPG	MPG	FG%	3FG%	FT%
9-0	0.0	0.3	0.2	0.0	0.0	3.6	0.0	0.0	0.0

	2018 Season Highs	Career Highs	Playoff Career Highs
PTS	0	22 vs WAS 5/19/17	--
REB	1	3 vs. WAS 5/19/17	--
AST	1	1, 3 times	--
STL	1	1, 2 times	--
BLK	0	1 vs WAS 5/19/17	--
FGM	0	8 vs WAS 5/19/17	--
3FGM	0	6 vs WAS 5/19/17	--
FTM	0	3, vs. NY 8/4/17	--
MINS	16	27 vs WAS 5/19/17	1, vs. PHO 5/19/17



GAME BY GAME STATS

[illegible]

#30	NNEKA OGWUMIKE	FORWARD	6-2	7/2/90	STANFORD	7TH SEASON
-----	----------------	---------	-----	--------	----------	------------

2018 Regular Season Averages:

G-GS	PPG	RPG	APG	SPG	BPG	MPG	FG%	3FG%	FT%
21-21	16.0	7.3	2.0	1.6	0.4	30.7	55.3	33.3	84.3

	2018 Season Highs	Career Highs	Playoff Career Highs
PTS	25	38 vs. ATL 6/30/16	27, vs. CHI 9/28/16
REB	13	20, at IND 7/12/12	14, vs. PHO 9/19/13
AST	5	8, Twice	6, vs. CHI 10/28/16
STL	3	6 vs. CHI 6/1/14	4, at CHI 10/4/16
BLK	1	5 vs. ATL 6/30/16	3, at CHI 10/4/16
FGM	11	13 vs. ATL 6/30/16	11, vs. LA 9/28/16
3FGM	1	3 vs SEA 5/13/17	2, vs. MIN 10/14/16
FTM	8	14 vs. WAS, 9/3/15	7, vs. PHO 9/23/13
MINS	41	42 Twice	38, at MIN 9/18/15



GAME BY GAME STATS

[illegible]