



SPARKS GAME NOTES

Los Angeles Sparks (4-1) vs. Seattle Storm (5-2)
June 7, 2018 | Staples Center | 7:30 pm (PST)
Overall Game #6, Home Game #3
ESPN2

2018 SCHEDULE

Date	Opponent	Time/Result	Record
5/7	at Connecticut*	L 65-68	
5/8	at New York*	L 75-81	
5/12	CHINA NATL TEAM*	W 82-61	
5/20	at Minnesota	W 77-76	(1-0)
5/22	at Indiana	W 87-70	(2-0)
5/24	at Connecticut	L 94-102	(2-1)
5/27	PHOENIX	W 80-72	(3-1)
6/3	MINNESOTA	W 77-69	(4-1)
6/7	SEATTLE	7:30	
6/10	CHICAGO	2:00	
6/12	ATLANTA	7:30	
6/15	at Washington	7:00	
6/17	at Chicago	5:00	
6/19	INDIANA	7:30	
6/22	at Dallas	7:00	
6/24	NEW YORK	2:00	
6/26	DALLAS	7:30	
6/28	at Seattle	6:00	
6/29	at Las Vegas	7:30	
7/1	LAS VEGAS	2:00	
7/3	CONNECTICUT	7:30	
7/5	at Minnesota	7:00	
7/7	WASHINGTON	4:00	
7/10	at Seattle	12:00	
7/12	DALLAS	12:30	
7/15	at Las Vegas	3:00	
7/20	INDIANA	7:30	
7/22	at Chicago	5:00	
7/24	ATLANTA	7:30	
8/2	MINNESOTA	7:00	
8/5	PHOENIX	4:00	
8/8	at New York	7:00	
8/9	at Atlanta	7:00	
8/12	at Phoenix	5:00	
8/14	NEW YORK	7:30	
8/17	at Washington	7:00	
8/19	at Connecticut	3:00	
*= Preseason			
All Times Local			

LOS ANGELES SPARKS PROBABLE STARTERS

G 1 ODYSSEY SIMS										5-8		160			
GP/S	5/5	PTS	16.8	REB	3.0	AST	3.0	STL	0.8	FG%	50.0	3FG%	36.4	MIN	32.8

2018 Highlights:

Odyssey Sims scored 21 points and was the leading scorer in the Sparks 77-76 season opening win against the Minnesota Lynx. Sims is shooting 50 percent from the floor and has been the Sparks best downhill scorer in 2018.

G/F		0								ALANA BEARD				5-11		160	
GP/S	5/5	PTS	4.0	REB	3.0	AST	1.0	STL	1.2	FG%	47.4	3FG%	0.0	MIN	29.4		

2018 Highlights:

In 2017, Alana Beard won the Defensive Player of the Year Award. In her first game of 2018, Beard held Maya Moore to 11 points on 4-of-14 from the field to pick up where she left off defensively.

F	30	NNEKA OGWUMIKE								6-2	174				
GP/S	5/5	PTS	18.6	REB	7.0	AST	2.6	STL	2.0	FG%	60.7	3FG%	44.4	MIN	34.2

2018 Highlights:

Nneka Ogumike is leading the Sparks in scoring, rebounding, field goal percentage, 3-point percentage and minutes played. She scored a season high 25 points in the Sparks 87-70 win over the Fever on May 22.

G		12		CHELSEA GRAY					5-11		170				
GP/S	5/5	PTS	17.8	REB	3.8	AST	7.0	STL	1.8	FG%	49.2	3FG%	35.7	MIN	32.8

2018 Highlights:

Chelsea Gray won the first Western Conference Player of the Week Award in 2018. Gray is second in assists per game and is tied for sixth in steals per game.

LOS ANGELES INJURY REPORT

SPARKS PR CONTACT

Eli Horowitz
Director, Public Relations and Communications
ehorowitz@LA-Sparks.com
Cell: (847) 644-9932

Brittany Stamoulis
Coordinator, PR and Communications
bstamoulis@LA-Sparks.com

F		3		CANDACE PARKER							6-4		175		
GP/S	2/1	PTS	14.5	REB	6.5	AST	2.5	STL	0.5	FG%	46.2	3FG%	28.6	MIN	27.5

2018 Highlights:

The former Rookie of the Year, two time MVP, 2016 WNBA Finals MVP scored 19 points and grabbed 10 rebounds in her second game and first start of the 2018 season in the Sparks win against the Lynx on June 3.

WNBA CURRENT STANDINGS AS OF 6/5/18

EASTERN CONFERENCE	RECORD	WESTERN CONFERENCE	RECORD
Connecticut Sun	5-0	Los Angeles Sparks	4-1
Washington Mystics	5-3	Seattle Storm	5-2
Chicago Sky	3-3	Phoenix Mercury	5-3
New York Liberty	2-3	Dallas Wings	3-3
Atlanta Dream	2-3	Minnesota Lynx	2-5
Indiana Fever	0-6	Las Vegas Aces	1-5

TEAM RECORDS

	Record	Home	Road	OT	2OT
Overall	(4-1)	(2-0)	(2-1)	(0-0)	(0-0)
West	(3-0)	(2-0)	(1-0)	(0-0)	(0-0)
East	(1-1)	(0-0)	(1-1)	(0-0)	(0-0)
Current Streak:	W1				

LOS ANGELES SPARKS ROSTER

NO	PLAYER	POS	HT	WT	DOB	FROM	YRS
0	Alana Beard	G-F	5-11	160	5/14/82	Duke	12
17	Essence Carson	F-G	6-0	163	7/28/86	Rutgers	10
10	Maria Vadeeva	C	6-4	190	7/16/98	Russia	R
12	Chelsea Gray	G	5-11	170	10/8/92	Duke	3
42	Jantel Lavender	C	6-4	185	11/12/88	Ohio State	7
30	Nneka Ogumike	F	6-2	174	7/2/90	Stanford	6
3	Candace Parker	F-C	6-4	175	4/19/86	Tennessee	10
1	Odyssey Sims	G	5-8	160	7/13/92	Baylor	4
24	Sydney Wiese	G	6-0	150	6/16/95	Oregon State	1
2	Riquna Williams	G	5-7	165	5/28/90	Miami (FLA)	5
25	Cappie Pondexter	G	5-9	160	1/7/83	Rutgers	12

BASKETBALL OPERATIONS STAFF

Head Coach	Brian Agler (Wittenberg)
Assistant Coach	Bobbie Kelsey (Stanford)
Assistant Coach	Bryce Agler (Wittenberg)
Athletic Trainer	Courtney Watson (Calif.)
Strength-and-Condition Coach	Kelly Dormandy (Springfield)

PRONUNCIATION GUIDE

Brian Agler	AGG-ler
Alana Beard	ah-LAY-nah
Nneka Ogumike	NEH-kuh Oh-gwoo-MIH-kay
Sydney Wiese	WEECE (rhymes with REESE)
Maria Vadeeva	vuh-DEE-vuh
Riquna Williams	rih-QUAHN-uh

HOW THE 2018 LOS ANGELES SPARKS WERE BUILT

DRAFT

Candace Parker (1st pick, 2008)
Jantel Lavender (5th pick, 2011)
Nneka Ogumike (1st pick, 2012)
Sydney Wiese (11th pick, 2017)
Maria Vadeeva (11th pick, 2018)

FREE AGENCY

Alana Beard (2/8/12)
Essence Carson (3/31/16)
Cappie Pondexter (2/14/18)
Karlie Samuelson (5/19/18)

TRADE

Riquna Williams (from DAL 3/1/16)
Chelsea Gray (from CON4/15/16)
Odyssey Sims (from DAL, 2/17/17)

RECENT NEWS & TRANSACTIONS

May 29, 2018	Activated Jantel Lavender
May 29, 2018	Waived Karlie Samuelson
May 19, 2018	Signed Karlie Samuelson
April 12, 2018	Drafted Maria Vadeeva
February 14, 2018	Signed Cappie Pondexter



**ALANA
BEARD**



**ESSENCE
CARSON**



**CHELSEA
GRAY**



**JANTEL
LAVENDER**



**NNEKA
OGWUMIKE**



**CANDACE
PARKER**



**CAPPIE
PONDEXTER**



**ODYSSEY
SIMS**



**SYDNEY
WIESE**



**RIQUNA
WILLIAMS**






**MARIA
VADEEVA**

MINNESOTA LYNX (W, 77-69)

GAME STORY

Sparks Tame Lynx in Possible Finals Preview

Los Angeles (JUNE 3, 2018) – Candace Parker's double-double helped the Sparks beat the Minnesota Lynx 77-69 in their second matchup of the season. Parker had 19 points and 10 rebounds and Chelsea Gray added 15 points while Odyssey Sims and Nneka Ogwumike added 12 points apiece for the Sparks (4-1). The Lynx (2-5), who beat Los Angeles in the WNBA Finals last season, have lost four in a row for the first time since dropping five straight in the 2010 season. That was the year before Maya Moore was drafted by Minnesota. Moore's 3-pointer gave Minnesota a one-point lead, but the Lynx went the next four-plus minutes without a field goal and Alana Beard's pull-up jumper sparked a 10-1 run that gave the Sparks a 52-44 advantage.

FINAL					
	MIN	17	21	10	21
	LAS 	20	20	16	21
					69
					77

	Q1	Q2	Q3	Q4	TOT
LYNX	17	21	10	21	69
SPARKS	20	20	16	21	77

LEADERS

Moore - 18
Parker - 19

REBOUNDS

Fowles - 8
Parker - 10

ASSISTS

Fowles - 5
Gray - 6

SPARKS NOTES:

- Candace Parker led the Sparks with 19 points and 10 rebounds, with 17 points in the first half.
- Sparks shot 71.4% in the 1st Half.
- Candace Parker and Chelsea Gray combined for 28 points in the 1st Half.
- Nneka Ogwumike put up 10 points in the 2nd Half.
- Sparks shot 100% FT/FTA in the 2nd Half.

SEATTLE STORM (5-2)

SERIES NOTES

Preview:

Expect an intense game between the Seattle Storm and Los Angeles Sparks, as the two Western Conference teams go head-to-head tonight. The Storm is already known as the one of the strongest, young teams in the WNBA, with stars Breanna Stewart (F) and Jewell Loyd (G). Coming off a 94-90 loss against the Dallas Wings on Saturday, Seattle is looking to stir things up in Los Angeles. The Storm came back from a 17-point halftime deficit, but Dallas was able to put the game away on a pair of free throws. Stewart led Seattle with a game-high 28 points, making her fifth consecutive game with 20 or more points. Meanwhile, Loyd saw her own five-game 20-point scoring streak end, as she came up short with 16 points. Rookie Jordin Canada got her first start for Seattle, picking up 9 points, 9 assists and 5 steals in the loss.

Head Coach: Dan Hughes

Probable Starters:

Sue Bird
Jewell Loyd
Alysha Clark
Breanna Stewart
Natasha Howard



WHAT TO LOOK FOR:

- Seattle Storm is currently 5-2
- Loyd looks to continue her strong start
- Dan Hughes makes his Storm debut in LA

2018 vs. Seattle

June 7 vs. SEA	7:30 p.m. PST
June 28 at SEA	6:00 p.m. PST
July 10 at SEA	12:00 p.m. PST

LAST GAME AGAINST SEATTLE 2018 (N/A)

LOS ANGELES 77

Seattle 76

Score By Period

SCORE	1	2	3	4	OT	FINAL
-------	---	---	---	---	----	-------

LAS

PHX

HIGHLIGHTS (N/A)

Biggest Lead:

Los Angeles: | MN:

Lead Changes: | Times Tied:

FINAL MIN LAST GAME 2018

SEA

DAL

SCORE	1	2	3	4	OT	FINAL
-------	---	---	---	---	----	-------

SEA	20	16	26	28		90
-----	----	----	----	----	--	----

DAL	34	19	11	30		94
-----	----	----	----	----	--	----

HIGHLIGHTS

Biggest Lead:

SEA: 0 | DAL: 26

Lead Changes: 0 | Times Tied: 1

2018 TEAM BOX SCORE

Date	Opponent	MIN	FG-A	PCI	3PM-A	PCI	FTM-A	PCT	OFF	DEF	TOI	AST	STL	BLK	TO	PF	PTS
5/20	@MIN	200:0	29-72	40.3	3-18	16.7	16-20	80	5	20	25	13	14	1	6	20	77
5/22	@IND	200:0	34-67	50.7	6-17	35.3	13-15	86.7	5	29	34	21	7	2	10	21	87
5/24	@CT	200:0	35-64	54.7	8-14	57.1	16-19	84.2	5	9	14	23	8	2	11	16	94
5/27	PHO	200:0	26-58	44.8	7-18	38.9	21-30	70	9	21	30	18	8	1	15	20	80
6/3	MIN	200:0	32-62	51.6	3-13	23.1	10-12	83.3	4	21	25	18	6	1	11	16	77
6/7	SEA																
6/10	CHI																
6/12	ATL																
6/15	@WASH																
6/17	@CHI																
6/19	IND																
6/22	@DAL																
6/24	NY																
6/26	DAL																
6/28	@SEA																
6/29	@LV																
7/1	LV																
7/3	CT																
7/5	@MIN																
7/7	WASH																
7/10	@SEA																
7/12	DAL																
7/15	@LV																
7/20	IND																
7/22	@CHI																
7/24	ATL																
8/2	MIN																
8/5	PHO																
8/8	@NY																
8/9	@ATL																
8/12	@PHO																
8/14	NY																
8/17	@WASH																
8/19	@CT																

2018 RECORD WHEN...

QUICK OVERVIEW	RECORD
Overall	4-1
Home	2-0
Road	2-1
vs. Western Conference	3-0
vs. Eastern Conference	1-1

BREAKDOWN	RECORD
vs. teams .500+ (day of game)	2-1
vs. teams sub .500 (day of game)	2-0
Games 1-10	4-1
Games 11-20	n/a
Games 21-34	n/a
Pre All-Star Break	4-1
Post All-Star Break	n/a

DAYS OF REST	
Back-to-back games	n/a
1 day between games	1-1
2 days between games	n/a
3 days between games	n/a
4+ days between games	2-0

BY DAY	RECORD	HOME	ROAD
Monday	n/a	n/a	n/a
Tuesday	1-0	n/a	1-0
Wednesday	n/a	n/a	n/a
Thursday	0-1	n/a	0-1
Friday	n/a	n/a	n/a
Saturday	n/a	n/a	n/a
Sunday	3-0	2-0	1-0

BY MONTH	RECORD	HOME	ROAD
May	4-1	2-0	2-1
June	n/a	n/a	n/a
July	n/a	n/a	n/a
August	n/a	n/a	n/a
September	n/a	n/a	n/a

SPARKS RECORD WHEN	RECORD
Shooting 45%+	2-1
Shooting sub 45%	2-0
Opponents shooting 45%+	3-1
Opponents shooting sub 45%	1-0
Bench outscores opponent bench	2-0
Bench outscored by opponent bench	2-1
Bench scoring is tied	n/a
Tied or more points in the paint	3-0
Fewer points in the paint	1-1
Score 70 + points	4-1
Score sub 70 points	n/a
Score 75+ points	4-1
Score sub 75 points	n/a
Opponent scores 75+ points	1-1
Opponent sub 75 points	3-0
More/tied rebounds than opponent	2-0
Fewer rebounds than opponent	2-1

2017 REGULAR SEASON SUPERLATIVES

LOS ANGELES SPARKS HIGHS

Points, Game.....	99 vs Washington 5/19
Points, First Half.....	59 vs Washington 5/19
Points, Second Half.....	54 @ New York 5/30
Points, 1Q.....	34 vs Washington 5/19
Points, 2Q.....	27 @ Indiana 5/24
Points, 3Q.....	30 @ New York 5/30
Points, 4Q.....	29 @ Atlanta 5/27
Points, Overtime.....	-
Field Goals Made.....	34 @ Washington 5/19, @ Indiana 5/24
Field Goals Att.....	72 vs Seattle 5/13
Field Goal Percentage.....	54.8% @ Washington 5/19, @ Indiana 5/24
3FG Made.....	10 vs Washington 5/19
3FG Att.....	21 vs Washington 5/19
3FG Percentage.....	53.3% @ Indiana 5/24
Free Throws Made.....	31 vs Chicago 6/6
Free Throws Att.....	40 vs Chicago 6/6
FT Percentage.....	95.5% vs Washington 5/19
Offensive Rebounds....	11 @ Atlanta 5/27
Defensive Rebounds...	25 vs Chicago 6/6
Total Rebounds.....	32 @ Atlanta 5/27, vs Chicago 6/6
Assists.....	20 vs Seattle 5/13
Steals.....	14 vs Seattle 5/13
Turnovers.....	17 @ Atlanta 5/27
Blocked Shots.....	7 @ Atlanta 5/27
Personal Fouls.....	20 @ Atlanta 5/27

OPPONENT HIGHS

Points, Game.....	93 @ Indiana 5/24
Points, First Half.....	48 vs Washington 5/19
Points, Second Half.....	52 @ Indiana 5/24
Points, 1Q.....	23 @ Indiana 5/24
Points, 2Q.....	26 vs Washington 5/19
Points, 3Q.....	27 @ Indiana 5/24
Points, 4Q.....	25 @ Indiana 5/24
Points, Overtime.....	-
Field Goals Made.....	36 @ Indiana 5/24
Field Goals Att.....	72 vs SEA 5/13
Field Goal Percentage.....	53.7% @ Indiana 5/24
3FG Made.....	11 @ Indiana 5/24
3FG Att.....	24 vs Washington 5/19
3FG Percentage.....	68.8% @ Indiana 5/24
Free Throws Made.....	18 vs Washinton 5/19
Free Throws Att.....	28 @ Atlanta 5/27
FT Percentage.....	94.7% vs Washington 5/19
Offensive Rebounds....	11 @ New York 5/30
Defensive Rebounds...	30 vs Chicago 6/6
Total Rebounds.....	38 vs Chicago 6/6
Assists.....	23 vs Washington 5/19
Steals.....	14 vs Seattle 5/13
Turnovers.....	19 vs Chicago 6/6
Blocked Shots.....	5 @ Atlanta 5/27
Personal Fouls.....	28 vs Chicago 6/6

Largest lead at any time.... 21 vs Washington 5/19
Largest deficit at any time.... 9 @ New York 5/30

LOS ANGELES SPARKS LOWS

-Points, Game.....	73 @ Atlanta 5/27
-Points, First Half.....	32 @ Atlanta 5/27
-Points, Second Half.....	35 @ Indiana 5/24,
-Points, 1Q.....	16 @ New York 5/30
-Points, 2Q.....	14 @ Atlanta 5/27
-Points, 3Q.....	10 @ Indiana 5/24
-Points, 4Q.....	21 vs Washington 5/19
-Points, Overtime.....	-
-Field Goals Made.....	22 vs Chicago 6/6
-Field Goals Att.....	60 @ Atlanta 5/27
-Field Goal Percentage.....	34.4% vs Chicago 6/6
-3FG Made.....	4 @ Atlanta 5/27, vs Chicago 6/6
-3FG Att.....	12 @ Atlanta 5/27
-3FG Percentage.....	30.8% vs Chicago 6/6
-Free Throws Made.....	4 vs Seattle 5/13
-Free Throws Att.....	8 vs Seattle 5/13
-FT Percentage.....	50.0% vs Seattle 5/13
-Offensive Rebounds....	4 @ Indiana 5/24
-Defensive Rebounds...	17 vs Seattle 5/13
-Total Rebounds.....	22 vs Seattle 5/13
-Assists.....	16 @ New York 5/30
-Steals.....	3 @ Atlanta 5/27
-Turnovers.....	7 vs Chicago 6/6
-Blocked Shots.....	0 vs Seattle 5/13
-Personal Fouls.....	15 vs Washington 5/19,vs Chicago 6/6

OPPONENT LOWS

-Points, Game.....	70 vs Chicago 6/6
-Points, First Half.....	29 vs @ Atlanta
-Points, Second Half.....	37 @ New York 5/30
-Points, 1Q.....	13 vs Chicago 6/6
-Points, 2Q.....	9 @ Atlanta 5/27
-Points, 3Q.....	16 vs Seattle 5/13
-Points, 4Q.....	11 @ New York 5/11
-Points, Overtime.....	-
-Field Goals Made.....	27 vs Chicago 6/6
-Field Goals Att.....	62 vs Washington 5/19
-Field Goal Percentage.....	41.5% vs Chicago 6/6
-3FG Made.....	2 @ Atlanta 5/27
-3FG Att.....	13 vs Chicago 6/6
-3FG Percentage.....	16.7% @ Atlanta 5/27
-Free Throws Made.....	4 vs Seattle 5/13
-Free Throws Att.....	8 vs Seattle 5/13
-FT Percentage.....	50.0% vs Seattle 5/13, @ NY 5/30
-Offensive Rebounds....	5 vs Seattle 5/13
-Defensive Rebounds...	17 vs Seattle 5/13
-Total Rebounds.....	22 vs Seattle 5/13
-Assists.....	16 @ Indiana 5/24, vs CHI 6/6
-Steals.....	3 @ Indiana 5/24
-Turnovers.....	8 @ Indiana 5/24
-Blocked Shots.....	0 vs Seattle 5/13
-Personal Fouls.....	16 @ Indiana 5/24

BRIAN AGLER BIOGRAPHY

WNBA Head Coaching Record: 254-206
Los Angeles Sparks Head Coaching Record: 70-37
Seasons in the WNBA: 15th Season
Seasons with the Sparks: 4th Season

HEAD COACH BRIAN AGLER

On Jan. 5, 2015, Agler became the 12th head coach in Los Angeles Sparks history, bringing with him over 30 years of head-coaching experience, including 11 in the WNBA. In his first season with LA, Agler led the Sparks to a league-best 15th postseason appearance. Just one year later he led them to a 26-8 regular season mark and the 2016 WNBA championship, the third league title in the franchise's history.

Along the way, three Sparks players earned major WNBA awards in 2016—Nneka Ogwumike (league MVP); Candace Parker (Finals MVP); and Jantell Lavender (Sixth Woman of the Year). The 2016 championship, when coupled with the one captured by his Seattle Storm in 2010, made Agler the first head coach in WNBA history to guide two different franchises to a title.

In 2017, Agler led the Sparks to a regular season record of 26-8 and the second seed. Los Angeles ultimately fell in five games to the Minnesota Lynx in the 2017 WNBA Finals after sweeping the Phoenix Mercury in the semifinals. Alana Beard won Defensive Player of the Year during the campaign.

The all-time winningest coach in women's professional basketball history in the U.S. with 322 regular-season victories, Agler enters the 2018 campaign with 250 wins as a WNBA head coach and 72 from his tenure in the ABL. On June 6, 2017, when the Sparks faced the Chicago Sky at the Staples Center, Head Coach Brian Agler notched his 300th **regular season career win as a head coach.**

Immediately prior to joining the Sparks, Agler spent seven seasons (2008-14) at the helm of the Storm, guiding Seattle to the playoffs in each of his first six campaigns and compiling an overall regular-season record of 136-102 (.571) during his tenure there. In 2010, when Agler was recognized as the WNBA Coach of the Year, his Storm—led by league MVP Lauren Jackson and All-Star Sue Bird—captured the franchise's second WNBA title with an impressive regular 28-6 season record and a 7-0 run through the postseason.

Agler first joined the WNBA as Head Coach and GM of the expansion Minnesota Lynx from 1999-2002, where he compiled a 42-54 (.438) record. Following that, Agler was an assistant with the Phoenix Mercury in 2004 before spending 2005-07 as an assistant with the San Antonio Stars.

Agler's move to the WNBA's Lynx in 1999 followed three seasons as head coach of the ABL's Columbus Quest from 1996-1999, when his teams compiled a 72-18 regular-season record and a 10-4 mark in the postseason. Agler led the Quest to back-to-back ABL championships in 1997 and 1998 and was the ABL Coach of the Year for the 1996-97 campaign.

Agler spent 15 seasons coaching in the collegiate ranks, including 13 seasons as a head coach. He posted an impressive collegiate record of 248-135 (.648 winning percentage). From 1993-96 he served as the head women's basketball coach at Kansas State. In 1998, Agler took over as the head women's coach at the University of Missouri-Kansas City. In five seasons at UMKC, Agler was 85-54 and took the Kangaroos from a 9-16 record in 1988-89 to four straight winning seasons. Under his direction, UMKC led the NCAA in scoring defense three straight seasons (1990-93). In 1991, UMKC set an NCAA record, allowing just 51.8 points per game.

As the head women's basketball coach at Northeast Oklahoma A&M Junior College from 1984-88, Agler compiled a 124-42 record. In 1985-86, NEO A&M ranked second nationally at 30-2.

Agler attended Wittenberg University (Springfield, Oh.), where he starred on the basketball team, leading the Tigers to their only NCAA Division III basketball championship in basketball as a freshman. He started all 112 games during his career, leaving the school as the all-time assist leader (481). Agler was the MVP of the Ohio Athletic Conference and first-team All-America as a senior. In 1995, he was inducted into the Wittenberg Hall of Honor.

BRIAN AGLER BIOGRAPHY

BRIAN AGLER BY THE NUMBERS

WNBA CAREER HEAD COACHING STATS

Season	Team	Record	Pct.	Playoffs.
2018	Los Angeles Sparks	4-1	.800	
2017	Los Angeles Sparks	26-8	.765	5-3
2016	Los Angeles Sparks	26-8	.765	6-3
2015	Los Angeles Sparks	14-20	.412	1-2
2014	Seattle Storm	12-22	.353	
2013	Seattle Storm	17-17	.500	0-2
2012	Seattle Storm	16-18	.471	1-2
2011	Seattle Storm	21-13	.618	1-2
2010	Seattle Storm	28-6	.824	7-0
2009	Seattle Storm	20-14	.588	1-2
2008	Seattle Storm	22-12	.647	1-2
2002	Minnesota Lynx	6-13	.316	
2001	Minnesota Lynx	12-20	.375	
2000	Minnesota Lynx	15-17	.469	
1999	Minnesota Lynx	15-17	.469	
WNBA TOTALS		254-206	.552	23-18 .561



ABL CAREER HEAD COACHING STATS

Season	Team	Record	Pct.	Playoffs.
1998-99	Columbus Quest	5-1	.833	
1997-98	Columbus Quest	36-8	.818	5-2
1996-97	Columbus Quest	31-9	.775	5-2
ABL TOTALS		72-18	.800	10-4 .714

CAREER HEAD COACHING STATS

League	Record	Pct.	Playoffs.	Pct.
WNBA	254-206	.55	23-18	.561
ABL	72-18	.800	10-4	.714
CAREER TOTALS	326-224	.592	33-22	.600

BRYCE AGLER BIOGRAPHY



Bryce Agler enters his third season with the Sparks as a Player Development Coach. In his role with the Sparks, Agler assists with the team's scouting efforts, practice preparation and pre-/post-practice player development.

In addition to his work with Los Angeles, Agler also has basketball experience at the collegiate level, most recently as the video coordinator for the women's basketball program at Southern Methodist University (2017-18). Prior to SMU, Agler worked as an assistant coach for the men's basketball program at his alma mater, Wittenberg University (2016-17), and as an assistant coach and recruiting coordinator for women's basketball at Eastern Illinois University (2014-16).

Agler graduated from Wittenberg University in Springfield, Ohio, in 2014 with a B.A. in Communications and a minor in Sports Management. While studying at Wittenberg, Agler worked as a student coach with the men's basketball team, assisting in on-court drills during practices and individual workouts.

BOBBIE KELSEY BIOGRAPHY



Bobbie Kelsey-Grayson enters her second season as an assistant coach with the Los Angeles Sparks. She adds a wealth of coaching knowledge and experience to an already exceptional coaching staff. On the court, Kelsey-Grayson works with the post players and is also responsible for scouting opponents, assisting with game strategy, and player development. Kelsey-Grayson brings over 20 years of college coaching experience to her position with the WNBA.

Before joining the Sparks, she completed her first head coaching job with the University of Wisconsin from 2011-2016. In 2007, Kelsey-Grayson returned to her alma mater, Stanford University and spent four seasons (2007-2011) as an assistant coach under Hall of Fame head coach Tara VanDerveer. There she helped the Cardinal to four consecutive Final Four appearances while coaching the likes of WNBA players Nneka Ogwumike, Jeanette Pohlen-Mavunga, Jayne Appel-Marinelli, Kayla Petersen and many others.

Prior to returning to Stanford, Kelsey-Grayson spent three seasons at Virginia Tech, helping guide the Hokies to three consecutive postseason appearances, including NCAA Tournament berths in 2005 and 2006. Other assistant coaching stints included University of Western Carolina (2002-2004), University of Evansville (2000-2002), University of Florida (1997-1999), and Boise State University (1996-1997).

Kelsey-Grayson was a four-year letter winner at Stanford from 1992-96 and graduated with a BA degree in Communications (Media Studies). As a player, she helped the Cardinal to three Final Four appearances in five years, including the 1992 NCAA championship. In 2010, Kelsey-Grayson earned her MS degree in Sports Leadership from Duquesne University's School of Leadership and Professional Advancement.

TONYA EDWARDS BIOGRAPHY



In her third season as an assistant coach with the Los Angeles Sparks, Tonya Edwards works primarily with the team's perimeter players and is also responsible for scouting opponents and preparing practice and game plans. Edwards brings 19 years of coaching experience to the WNBA.

Edwards is reunited with head coach Brian Agler whom she played for in both the ABL (Columbus Quest) and the WNBA (Minnesota Lynx). Drafted in 1999 by Agler, then head coach of the Lynx, she was named a WNBA All-Star as a rookie, and went on to play five seasons in the league with Minnesota, Phoenix, and Charlotte before finishing her playing career overseas.

Edwards served as the head coach of Alcorn State University (2008-15), where she led the Lady Braves to the SWAC Championship game in 2012 and was named 2010-11 SWAC Coach of the Year. Prior to Alcorn State, Edwards served as an assistant coach at the University of Detroit-Mer- cy (2006-08), the Chicago Blaze (2005) of the National Women's Basketball League and two seasons at Mott Community College. (1990-92).

Her coaching career began at her alma mater, Northwestern Community High School, where she earned a 78-23 record in four seasons (1991-94), winning a state title in 1993 while subsequently being named the Michigan High School Coach of the Year.

Edwards attended the University of Tennessee (1986-1990), where she won two national championships with the Lady Vols (1987, 1989) and was named most valuable player in the 1987 NCAA Tournament. She finished her career with 1,309 points and was inducted into the UT Hall of Fame in 2006.



#0	ALANA BEARD	GUARD/FORWARD	5-11	5/14/84	DUKE	13TH SEASON
----	-------------	---------------	------	---------	------	-------------

2018 Regular Season Averages:

G-GS	PPG	RPG	APG	SPG	BPG	MPG	FG%	3FG%	FT%
5-5	4.0	3.0	1.0	1.0	0.6	29.4	47.4	0.0	66.7

	2018 Season Highs	Career Highs
PTS	9	33, @ PHO 6/4/08
REB	7	10, 2 Times
AST	2	10, @ SAN 6/28/12
STL	2	7 vs. Los Angeles, 5/21/06
BLK	2	4, 2 Times
FGM	3	13, vs SEA 7/23/06
3FGM	0	6, @ ATL 6/3/08
FTM	1	11 (2 times)
MINs	35	48, vs IND 6/18/05



GAME BY GAME STATS

Date	Opponent	MIN	FG-A	PCT	3PM-A	PCT	FTM-A	PCT	OFF	DEF	TOT	AST	STL	BLK	TO	PF	PTS
5/20	@MIN	26	0-4	0	0-0	n/a	0-0	n/a	2	1	3	0	0	0	0	4	0
5/22	@IND	26	2-3	66	0-0	n/a	0-0	n/a	1	1	2	0	1	0	2	4	4
5/24	@CT	26	3-4	75	0-0	n/a	0-0	n/a	1	1	2	0	2	2	1	3	6
5/27	PHO	18	0-2	0	0-0	n/a	1-2	50	5	2	7	2	2	1	1	3	1
6/3	MIN	35	4-6	66	0-0	n/a	1-1	100	0	1	1	3	1	0	1	2	9
6/7	SEA																
6/10	CHI																
6/12	ATL																
6/15	@WASH																
6/17	@CHI																
6/19	IND																
6/22	@DAL																
6/24	NY																
6/26	DAL																
6/28	@SEA																
6/29	@LV																
7/1	LV																
7/3	CT																
7/5	@MIN																
7/7	WASH																
7/10	@SEA																
7/12	DAL																
7/15	@LV																
7/20	IND																
7/22	@CHI																
7/24	ATL																
8/2	MIN																
8/5	PHO																
8/8	@NY																
8/9	@ATL																
8/12	@PHO																
8/14	NY																
8/17	@WASH																
8/19	@CT																

#17	ESSENCE CARSON	FORWARD/GUARD	6-0	7/28/86	RUTGERS	10TH SEASON
-----	----------------	---------------	-----	---------	---------	-------------

2018 Regular Season Averages:

G-GS	PPG	RPG	APG	SPG	BPG	MPG	FG%	3FG%	FT%
5-4	8.0	3.0	0.8	1.0	0.0	28.8	41.0	33.3	75.0

	2018 Season Highs	Career Highs
PTS	15	28 VS. DET 9/10/09
REB	6	11, vs. CHI 7/6/12
AST	3	7, @ CHI 6/30/15
STL	2	5, vs. CON 8/18/11
BLK	0	3, 3 Times
FGM	5	11, 2 Times
3FGM	2	4, vs. SAC 7/23/09
FTM	3	6, 2 Times
MINs	33	25, @ WAS 7/22/16



GAME BY GAME STATS

Date	Opponent	MIN	FG-A	PCT	3PM-A	PCT	FTM-A	PCT	OFF	DEF	TOT	AST	STL	BLK	TO	PF	PTS
5/20	@MIN	31	5-11	45	0-1	0	0-0	n/a	0	2	2	3	1	0	1	3	10
5/22	@IND	26	2-8	24	1-5	20	0-0	n/a	1	5	6	3	2	0	1	4	5
5/24	@CT	33	5-11	45	2-4	50	3-4	75	0	1	1	0	1	0	1	3	15
5/27	PHO	20	3-7	43	2-4	50	0-0	n/a	0	2	2	0	1	0	0	0	8
6/3	MIN	20	1-2	50	0-1	0	0-0	n/a	0	4	4	1	0	0	1	0	2
6/7	SEA																
6/10	CHI																
6/12	ATL																
6/15	@WASH																
6/17	@CHI																
6/19	IND																
6/22	@DAL																
6/24	NY																
6/26	DAL																
6/28	@SEA																
6/29	@LV																
7/1	LV																
7/3	CT																
7/5	@MIN																
7/7	WASH																
7/10	@SEA																
7/12	DAL																
7/15	@LV																
7/20	IND																
7/22	@CHI																
7/24	ATL																
8/2	MIN																
8/5	PHO																
8/8	@NY																
8/9	@ATL																
8/12	@PHO																
8/14	NY																
8/17	@WASH																
8/19	@CT																

2018 Regular Season Averages:

	2018 Season Highs	Career Highs
PTS	n/a	n/a
REB	n/a	n/a
AST	n/a	n/a
STL	n/a	n/a
BLK	n/a	n/a
FGM	n/a	n/a
3FGM	n/a	n/a
FTM	n/a	n/a
MINs	n/a	n/a

[illegible]

#12	CHELSEA GRAY	GUARD	5-11	10/8/92	DUKE	4TH SEASON
-----	--------------	-------	------	---------	------	------------

2018 Regular Season Averages:

G-GS	PPG	RPG	APG	SPG	BPG	MPG	FG%	3FG%	FT%
5-5	17.8	3.8	7.0	1.8	0.0	32.8	49.2	35.7	81.5

	2018 Season Highs	Career Highs
PTS	21	25, vs ATL 5/27
REB	7	9, @ CHI 8/30/15
AST	8	10 (Chicago - 8/18/2017)
STL	6	3, 2 times
BLK	0	2, @ SAN 9/4/15
FGM	7	9 vs ATL 5/27
3FGM	3	4, @ SEA 6/16/15
FTM	4	6, vs MIN 9/6/16
MINs	34	36, @ SEA 9/11/16



GAME BY GAME STATS

[illegible]

2018 Regular Season Averages:

G-GS	PPG	RPG	APG	SPG	BPG	MPG	FG%	3FG%	FT%
5-0	4.0	1.2	1.2	0.2	0.0	11.4	38.9	0.0	100.0

	2018 Season Highs	Career Highs
PTS	8	40 (Indiana - 7/18/2010)
REB	3	12 (Los Angeles - 9/9/2012)
AST	4	15 (Sacramento - 7/15/2009)
STL	0	5 (2 Times)
BLK	0	2 (5 Times)
FGM	3	14 (2 Times)
3FGM	0	6 (Chicago - 6/25/2006)
FTM	2	
MINs	20	5 (Connecticut - 8/18/2011)



GAME BY GAME STATS

[illegible]

G-GS	PPG	RPG	APG	SPG	BPG	MPG	FG%	3FG%	FT%
4-0	3.5	1.3	0.3	0.3	0.5	9.5	45.5	40.0	0.0



Date	Opponent	MIN	FG-A	PCT	3PM-A	PCT	FTM-A	PCT	OFF	DEF	TOT	AST	STL	BLK	TO	PF	PTS
5/20	@MIN	12	1-6	16	1-6	16	0-0	N/A	0	2	2	0	0	0	0	2	3
5/22	@IND	15	2-3	67	2-3	67	0-0	N/A	0	2	2	1	1	2	0	1	6
5/24	@CT	10	2-2	100	1-1	100	0-0	N/A	1	0	1	0	0	0	1	1	5
5/27	PHO	1	0-0	n/a	0-0	n/a	0-0	n/a	0	0	0	0	0	0	0	1	0
6/3	MIN	DNP															
6/7	SEA	DNP	Waived														
6/10	CHI																
6/12	ATL																
6/15	@WASH																
6/17	@CHI																
6/19	IND																
6/22	@DAL																
6/24	NY																
6/26	DAL																
6/28	@SEA																
6/29	@LV																
7/1	LV																
7/3	CT																
7/5	@MIN																
7/7	WASH																
7/10	@SEA																
7/12	DAL																
7/15	@LV																
7/20	IND																
7/22	@CHI																
7/24	ATL																
8/2	MIN																
8/5	PHO																
8/8	@NY																
8/9	@ATL																
8/12	@PHO																
8/14	NY																
8/17	@WASH																
8/19	@CT																

#42	JANTEL LAVENDER	CENTER	6-4	11/12/88	OHIO STATE	9TH SEASON
-----	-----------------	--------	-----	----------	------------	------------

2018 Regular Season Averages:

G-GS	PPG	RPG	APG	SPG	BPG	MPG	FG%	3FG%	FT%
1-0	2.0	0.0	0.0	0.0	0.0	1.5	100	0.0	0.0

	2018 Season Highs	Career Highs
PTS	2	25, Twice
REB	n/a	13, 4 Times
AST	n/a	5, vs CHI 6/6/14
STL	n/a	3, vs CHI 6/6/14
BLK	n/a	5, @ SAN 8/23/15
FGM	n/a	11, Twice
3FGM	n/a	1, 4 times
FTM	n/a	8, vs SAN 8/30/15
MINs	3	43, @ CON 6/26/15



GAME BY GAME STATS

[illegible]

2017 Regular Season Averages:

	2018 Season Highs	Career Highs
PTS	25	38 vs. ATL 6/30/16
REB	10	20, @ IND 7/12/12
AST	4	8, Twice
STL	3	6 vs. CHI 6/1/14
BLK	1	5 vs. ATL 6/30/16
FGM	11	13 vs. ATL 6/30/16
3FGM	1	3 vs SEA 5/13/17
FTM	5	14 vs. WAS, 9/3/15
MINs	38	42 Twice

[illegible]

2018 Regular Season Averages:

	2018 Season Highs	Career Highs
PTS	19	40, vs HOU 7/9/08
REB	3	20, @ SAN 6/1/13
AST	3	10, vs CHI 8/16 /15
STL	1	8, vs IND 8/18/15
BLK	0	9, vs TUL 6/20/12
FGM	9	14, vs SEA 7/25/13
3FGM	1	5, vs TUL 9/6/15
FTM	3	7, @ NYL 5/30/17
MINs	29	48, Twice

[illegible]

#1	ODYSSEY SIMS	GUARD 5-8	7/13/92	BAYLOR	5TH SEASON
----	--------------	-----------	---------	--------	------------

2018 Regular Season Averages:

G-GS	PPG	RPG	APG	SPG	BPG	MPG	FG%	3FG%	FT%
5-5	16.8	3.0	3.0	0.8	0.0	32.0	50.0	36.4	69.0

	2018 Season Highs	Career Highs
PTS	21	39 (San Antonio - 7/22/2014)
REB	6	7 (4 Times)
AST	7	10 (Los Angeles - 6/28/2014)
STL	2	5 (Los Angeles - 6/19/2014)
BLK	0	2 (3 Times)
FGM	8	15 (San Antonio - 7/22/2014)
3FGM	2	5 (2 Times)
FTM	8	15
MINs	36	47 (Phoenix - 6/18/2016)



GAME BY GAME STATS

[illegible]

2018 Regular Season Averages:

G-GS	PPG	RPG	APG	SPG	BPG	MPG	FG%	3FG%	FT%
4-0	0.0	0.3	0.0	0.0	0.0	.5	0.0	0.0	0.0

	2018 Season Highs	Career Highs
PTS	0	22 vs WAS 5/19/17
REB	1	3 vs. WAS 5/19/17
AST	0	1 vs WAS 5/19/17
STL	0	1 vs SEA 5/13/17
BLK	0	1 vs WAS 5/19/17
FGM	0	8 vs WAS 5/19/17
3FGM	0	6 vs WAS 5/19/17
FTM	0	-
MINs	2	27 vs WAS 5/19/17



GAME BY GAME STATS

[illegible]

#2	RIQUNA WILLIAMS	GUARD	5-7	5/28/90	MIAMI(FLA)	5TH SEASON
----	-----------------	-------	-----	---------	------------	------------

2018 Regular Season Averages:

G-GS	PPG	RPG	APG	SPG	BPG	MPG	FG%	3FG%	FT%
5-0	4.8	1.2	1.6	1.2	0.0	13.0	33.3	25.0	100.0

	2018 Season Highs	Career Highs
PTS	10	51 (San Antonio - 9/8/2013)
REB	3	9 (Seattle - 9/12/2013)
AST	3	6 (3 Times)
STL	4	5 (3 Times)
BLK	0	2 (4 Times)
FGM	3	17 (San Antonio - 9/8/2013)
3FGM	2	8 (San Antonio - 9/8/2013)
FTM	2	18
MINs	17	39 (Phoenix - 8/4/2015)



GAME BY GAME STATS

[illegible]