



SPARKS GAME NOTES

Los Angeles Sparks (1-0) vs Phoenix Mercury (0-1)

LAS Leads Series (1-0)

Thursday, September 14, 2017 | Walter Pyramid | 7:00 pm (PST)
Semi-Finals Playoff Game #2, Semi-Finals Playoff Home Game #2

ESPN 2

2017 SCHEDULE

Date	Opponent	Time/Result	Record
5/2	at New York	AL 65-81	--
5/7	at Connecticut	AL 62-79	--
5/6	SAN ANTONIO	AW 73-59	--
5/13	SEATTLE	W 78-68	1-0
5/19	WASHINGTON	W 99-89	2-0
5/24	at Indiana	L 90-93	2-1
5/27	at Atlanta	L 73-75	2-2
5/30	at New York	W 90-75	3-2
6/6	CHICAGO	W 79-70	4-2
6/9	at Dallas	L 90-96	4-3
6/10	at Phoenix	W 89-79	5-3
6/13	DALLAS	W 97-87	6-3
6/15	SAN ANTONIO	W 80-75	7-3
6/18	PHOENIX	W 90-59	8-3
6/24	at Indiana	W 84-73	9-3
6/27	at Connecticut	W 87-79	10-3
6/30	at Atlanta	W 85-76	11-3
7/2	WASHINGTON	W 76-69	12-3
7/6	at Minnesota	L 77-88	12-4
7/8	at Seattle	L 69-81	12-5
7/13	CONNECTICUT	W 87-77	13-5
7/17	INDIANA	W 80-62	14-5
7/20	CHICAGO	L 80-82	14-6
7/25	SEATTLE	W 68-60	15-6
7/28	at San Antonio	W 85-73	16-6
7/30	DALLAS	W 95-74	17-6
8/4	NEW YORK	W 87-74	18-6
8/6	at Dallas	L 79-85	18-7
8/11	at Minnesota	W 70-64	19-7
8/13	at New York	L 69-83	19-8
8/16	at Washington	W 95-62	20-8
8/18	at Chicago	W 115-106(2OT)	21-8
8/22	SAN ANTONIO	W 75-55	22-8
8/24	at Phoenix	W 82-67	23-8
8/27	MINNESOTA	W 78-67	24-8
9/1	ATLANTA	W 81-56	25-8
9/3	CONNECTICUT	W 81-70	26-8
9/12	PHOENIX	#W 79-66	1-0
9/14	PHOENIX	#7:00pm	
9/17	at Phoenix	#2:00pm	
9/19	at Phoenix	#TBD (If Necessary)	
9/21	PHOENIX	#TBD (If Necessary)	

*All times Local. ^ Preseason. # Postseason.

SPARKS PR CONTACT

Christy Calvin

Director, Public Relations and Communications

CCalvin@LA-Sparks.com

Cell: (424) 385-3582

Matthew Warren

Coordinator, Public Relations and Communications

MWarren@LA-Sparks.com

Cell: (562) 233-4325

MEDIA AVAILABILITY

Pre-Game: 30 minutes, 1 1/2 hours prior to tip-off.

Post-Game: 30 minutes, 10 minutes after the game.

LOS ANGELES INJURY REPORT

Riquana Williams is listed day-to-day with a left knee strain.

LOS ANGELES SPARKS PROBABLE STARTERS

G/F	0	ALANA BEARD					5-11	160	11
GP/S	1/1	PTS 11.0	REB 3.0	AST 0.0	STL 2.0	FG% 83.3	3FG% 0.0	MIN 34.0	

2017 PLAYOFF NOTABLES:

-Played 34 minutes, shooting 5-6 from the field, 1-2 from the free throw line, had 3 rebounds, 2 steals, and scored 11 points against Phoenix in Game 1 on 9/12.

2017 NOTABLES:

-League leader in steals, averaging 2.1 spg and has at least one steal in 32 of 34 games this season.

-Beard is 4 steals away from passing Sheryl Swoopes for 3rd all-time and passed Angel McCoughtry for sole possession of 21st all-time.

-Named AP's Defensive Player of the Year.

-Named WNBA Defensive Player of the Year and WNBA All-Defensive First Team.

F	30	NNEKA OGWUMIKE					6-2	174	5						
GP/S	1/1	PTS	19.0	REB	9.0	AST	1.0	STL	3.0	FG%	57.1	3FG%	0.0	MIN	34.0

2017 PLAYOFF NOTABLES

-Played 34 minutes, shooting 8-14 from the field, 3-6 from the free throw line, had the game high 9 rebounds, 1 assist, 3 steals, and scored a game high 19 points in Game 1 against Phoenix.

2017 NOTABLES

-Tied for second in the league in steals averaging 1.9 spg, and tied for fourth in field goal % with 56.1%.

-Has scored in double figures in 32 of 34 this season and has scored 20+ points in 19 of those contests.

-Name to AP's First Team All-WNBA.

-Named 2017 All-Star Reserve.

-Named 2017 WNBA All-Defensive First Team.

F/C	3	CANDACE PARKER						6-4	175	9					
GP/S	1/1	PTS	15.0	REB	6.0	AST	3.0	STL	1.0	FG%	40.0	3FG%	50.0	MIN	29.0

2017 PLAYOFF NOTABLES

-Played 29 minutes, shooting 4-10 from the field, 2-4 from 3-point range, perfect 5-5 from the free throw line, had 6 rebounds, 3 assists, 1 steal, and scored 15 points in Game 1 against Phoenix.

2017 NOTABLES

-Fifth in the league in blocks, averaging 1.7 bpg.

-Has scored in double figures in 31 of 33 games this season.

-Named WNBA Player of the Week for 6/18, 7/2, 7/30, 8/28, WNBA Player of the Month for August, and named 2017 All-Star Starter for Western Conference.

-Awarded 2017 ESPY for Best WNBA Player.

-Named to AP's First Team All-WNBA.

-Recorded the league's sixth triple-double at San Antonio on 7/28.

G	1	ODYSSEY SIMS						5-8	160	3					
GP/S	1/1	PTS	12.0	REB	1.0	AST	5.0	STL	1.0	FG%	33.3	3FG%	0.0	MIN	36.0

2017 PLAYOFF NOTABLES

-Played game high 36 minutes, shooting 4-12 from the field, perfect 4-4 from the free throw line, had 1 rebound, 5 assists, 1 steal, and scored 12 points in Game 1 against Phoenix.

2017 NOTABLES

-Has scored in double figures in 11 of her last 13 straight.

-Played 31 minutes, shooting 8-13 from the field, had 4 rebounds, 4 assists, 1 steal, and scored 16 points against Connecticut on 9/3.

G	12	CHELSEA GRAY							5-11	170	2
GP/S 1/1	PTS 13.0	REB 3.0	AST 6.0	STL 2.0	FG% 35.7	3FG% 40.0	MIN 35.0				

2017 PLAYOFF NOTABLES:

-Played playoff career high 35 minutes, shooting 5-14 from the field, 2-5 from 3-point range, 1-1 from the free throw line, had 3 rebounds, game high 6 assists, 2 steals, and scored 13 points against Phoenix in Game 1.

2017 NOTABLES:

-Has scored in double figures in 28 of 34 games this season.

-League leader in three-point %, 48.2% third in the league averaging 33.1 minutes, and name 2017 All-Star Reserve.

FINAL 2017 WNBA REGULAR SEASON STANDINGS

EASTERN CONFERENCE		RECORD	WESTERN CONFERENCE		RECORD
New York Liberty - x		22-12	Minnesota Lynx - x		27-7
Connecticut Sun - x		21-13	<u>Los Angeles Sparks - x</u>		<u>26-8</u>
Washington Mystics - x		18-16	Phoenix Mercury - x		18-16
Chicago Sky - o		12-22	Dallas Wings - x		16-18
Atlanta Dream - o		12-22	Seattle Storm - x		15-19
Indiana Fever - o		9-25	San Antonio Stars - o		8-26

x: Clinched Playoff Berth o: Eliminated from Playoff contention

TEAM RECORDS

REGULAR SEASON RECORDS						PLAYOFF RECORDS				
	Record	Home	Road	OT	2OT		Record	Home	Road	OT
Overall	(26-8)	(16-1)	(10-7)	(0-0)	(1-0)	Overall	(1-0)	(1-0)	(0-0)	(0-0)
West	(12-4)	(8-0)	(4-4)	(0-0)	(0-0)	West	(1-0)	(1-0)	(0-0)	(0-0)
East	(14-4)	(8-1)	(6-3)	(0-0)	(1-0)	East	(0-0)	(0-0)	(0-0)	(0-0)
Streaks:	(7-0)	(7-0)	(3-0)	--	(1-0)	Streaks:	(1-0)	(1-0)	(0-0)	--

LOS ANGELES SPARKS ROSTER

NO	PLAYER	POS	HT	WT	DOB	FROM	YRS
0	Alana Beard	G-F	5-11	160	5/14/82	Duke	11
17	Essence Carson	F-G	6-0	163	7/28/86	Rutgers	9
26	Maimouna Diarra	C	6-6	198	1/30/91	Senegal	R
12	Chelsea Gray	G	5-11	170	10/8/92	Duke	2
7	Sandrine Gruda	F-C	6-4	185	6/25/87	France	5
33	Tiffany Jackson-Jones	F	6-3	185	4/26/85	Texas	8
42	Jantel Lavender	C	6-4	185	11/12/88	Ohio State	6
30	Nneka Ogumike	F	6-2	174	7/2/90	Stanford	5
3	Candace Parker	F-C	6-4	175	4/19/86	Tennessee	9
1	Odyssey Sims	G	5-8	160	7/13/92	Baylor	3
24	Sydney Wiese	G	6-0	150	6/16/95	Oregon State	R
2	Riquna Williams	G	5-7	165	5/28/90	Miami (FLA)	4

BASKETBALL OPERATIONS STAFF

Head Coach	Brian Agler (Whittenberg)
Assistant Coach	Tonya Edwards (Tennessee)
Assistant Coach	Bobbie Kelsey (Stanford)
Athletic Trainer	Courtney Watson (California)
Strength-and-Condition Coach	Kelly Dormandy (Springfield)

PRONUNCIATION GUIDE

Brian Agler	AGG-ler
Alana Beard	ah-LAY-nah
Nneka Ogumike	NEH-kuh Oh-gwoo-MIH-kay
Sydney Wiese	WEECE (rhymes with REESE)
Riquna Williams	rih-QUAHN-uh

HOW THE 2017 LOS ANGELES SPARKS WERE BUILT

DRAFT

Candace Parker (1st pick, 2008)
Jantel Lavender (5th pick, 2011)
Nneka Ogumike (1st pick, 2012)
Sydney Wiese (11th pick, 2017)

FREE AGENCY

Alana Beard (2/8/12)
Essence Carson (3/31/16)
Tiffany Jackson-Jones (2/7/17)
Maimouna Diarra (5/12/17)
Sandrine Gruda (7/28/17)

TRADE

Riquna Williams (from DAL 3/1/16)
Chelsea Gray (from CON 4/15/16)
Odyssey Sims (from DAL, 2/17/17)

RECENT TRANSACTIONS

September 11, 2017	Agree to a multi-year contract extension with Head Coach Brian Agler
July 28, 2017	Agree to contract with F-C Sandrine Gruda
July 3, 2017	Waived Ify Ibekwe
May 12, 2017	Agree to contract with Maimouna Diarra
April 3, 2017	Named Bobbie Kelsey Assistant Coach
February 15, 2017	Agree to contract extension with F Nneka Ogumike and Jantel Lavender
February 9, 2017	Agree to contract extension with F Candace Parker
February 8, 2017	Re-signed G Alana Beard, Signed C Avery Warley-Tablert, F Ify Ibekwe and G Jamie Weisner
February 7, 2017	Agree to contract with Tiffany Jackson-Jones



LOS ANGELES SPARKS MEDIA HEADSHOTS



#0 Alana Beard
Guard/Forward



#17 Essence Carson
Forward/Guard



#26 Maimouna Diarra
Center



#12 Chelsea Gray
Guard




#7 Sandrine Gruda
Forward/Center



#33 Tiffany Jackson-Jones
Forward



#42 Jantel Lavender
Center



#30 Nneka Ogumike
Forward



#3 Candace Parker
Forward/Center



#1 Odyssey Sims
Guard



#24 Sydney Wiese
Guard



#2 Riquna Williams
Guard



Brian Agler
Head Coach



Tonya Edwards
Assistant Coach



Bobbie Kelsey
Assistant Coach



Courtney Watson
Athletic Trainer



Kelly Dormandy
Strength & Conditioning
Coach

PHOENIX MERCURY

PLAYOFF SERIES NOTES

All-Time Record: 5-6

All-Time Home Record vs Mercury: 2-4

All-Time Road Record vs. Mercury 3-2

Current Streak: WON 1

Current Home Streak: WON 1

Current Road Streak: LOSS 1

Last Win: vs PHO (9/12/17), 79-66

Last Loss: vs PHO (8/24/14), 68-93

Most Points: LAS 101 (8/13/00), PHO 103 (9/23/09)

Fewest Points: LAS 68 (8/22/14), PHO 71 (8/11/00)

Largest Victory: LAS 25 (8/13/00), PHO 25 (8/24/14)

2017 Semi-finals vs. Phoenix

September 12 PHOENIX	W 79-66
September 14 PHOENIX	7:00pm
September 17 at Phoenix	2:00pm
September 19 at Phoenix	TBD (If Necessary)
September 21 PHOENIX	TBD (If Necessary)

2017 vs. Phoenix

June 10 @ PHO	W 89-87
June 18 PHO	W 90-59
August 24 @ PHO	W 82-67

WHAT TO LOOK FOR:

-Los Angeles defense held Taurasi to only 6 points in Game 1. Taurasi will be the key impact player for Phoenix in Game 2.

-The Sparks starters all reached double figures in Game 1. A balanced offense for the Sparks will be key in Game 2.

-Both teams shot below 45% in Game 1 (Phoenix - 38.2% / Los Angeles - 43.3%) and will need to improve to take advantage of the low shooting percentage.

-Game 2 will be played at Walter Pyramid at Long Beach State. The Sparks are undefeated at 'the Pyramid' and look to continue the trend on Thursday.

-In the 2017 calendar year, Los Angeles has not lost to Phoenix and is on a 4-game winning streak (3 regular season games and 1 postseason game).

2017 REGULAR SEASON SERIES RECAP

Los Angeles 82, Phoenix 67 - Talking Stick Resort Arena (8/24/17)

PHOENIX (AP) Odyssey Sims scored a season-high 28 points, Nneka Ogumike had 21 points and 10 rebounds, and the Los Angeles Sparks beat the Phoenix Mercury 82-67 on Thursday night. Los Angeles (23-8) won its fourth straight to get within one game of first-place Minnesota, which plays at the Sparks on Sunday. Chelsea Gray and Candace Parker each scored 12 points for Los Angeles. Sims was 12 of 19 from the floor and had six rebounds, eight assists and three steals. Los Angeles opened the second quarter on a 14-2 run for a 30-20 lead and Gray beat the halftime buzzer with a 3-pointer to extend the lead to 42-31. The Sparks used an 11-0 spurt midway through the third for a 53-36 advantage and cruised in the fourth. Phoenix (15-16) struggled without a resting Diana Taurasi, turning it over nine times in the first 12 minutes. Brittney Griner led the Mercury with 18 points and four blocks.

August 24, 2017	SCORE	HI SCORER	HI REBOUNDER	HI ASSISTS	FG%	FT%	REB (O-D-T)
Los Angeles	82	Sims - 28	Ogumike - 10	Sims - 8	47.9%	100%	7-25-32
@Phoenix	67	Griner - 18	Currie - 6	Mitchell - 6	50.0%	55.6%	5-25-30

Los Angeles 90, Phoenix 59 - Staples Center (6/18/17)

LOS ANGELES (AP) Diana Taurasi scored 19 points to break the WNBA career scoring record in the Phoenix Mercury's 90-59 loss to the Los Angeles Sparks on Sunday. Taurasi finished with 7,494 points, passing Tina Thompson's mark of 7,488. Taurasi broke the record in the closing seconds of the first half, coming around a screen by Emma Cannon near the top of the key and knifing into the lane, past Nneka Ogumike, for a layup. The game was stopped and the crowd, which included former Lakers star Kobe Bryant, gave Taurasi a warm ovation. It only took the Mercury star 13 seasons to become the league's top scorer. Thompson needed 17 seasons to achieve her total. Earlier in the season, Taurasi set the career 3-pointer record, passing Katie Smith. Ogumike led the Sparks (8-3) with 18 points and had seven rebounds, and Candace Parker added 17 points, eight rebounds and six assists. The Sparks raced to a 15-0 lead, were up 22-2 and led 38-17 at the end of the first quarter. It was their highest-scoring quarter of the season and two points shy of the WNBA record for most points in a quarter. Riquna Williams hit back-to-back 3-pointers to push the lead to 30 points early in the fourth and Odyssey Sims hit two free throws to make it 90-57, the biggest lead of the season for Los Angeles. Williams finished with a season-high 15 points. The Mercury (6-5) had a season-high 19 turnovers, were held nearly 25 points below their season scoring average (83.7) and shot a season-low 32.8 percent from the field.

June 18, 2017	SCORE	HI SCORER	HI REBOUNDER	HI ASSISTS	FG%	FT%	REB (O-D-T)
@Los Angeles	90	Ogumike - 18	Parker - 8	Parker - 6	47.8%	87.0%	9-31-40
Phoenix	59	Taurasi - 19	Mitchell - 7	Mitchell - 5	32.8%	62.5%	15-20-35

Los Angeles 89, Phoenix 87 - Talking Stick Resort Arena (6/10/17)

PHOENIX (AP) Chelsea Gray scored 24 points and tied her career high with eight assists to help the Los Angeles Sparks beat the Phoenix Mercury 89-87 on Saturday night. Candace Parker finished with 14 points, Nneka Ogumike added 13, and Essence Carson and Alana Beard scored 12 apiece for Los Angeles (5-3). Beard added a late steal that helped seal the win. Brittney Griner's short hook shot pulled the Mercury (5-4) within two points with 2:03 to play and neither team scored again until Parker hit a 3-pointer from the left wing with 47 seconds left to make it 87-82. Diana Taurasi answered with two free throws but, after Gray missed a shot on the other end, Beard stole a pass from Leilani Mitchell and was immediately fouled by Taurasi. Beard made the second of two free throws to give the Sparks an 88-84 lead. Taurasi hit a quick 3 to make it a one-point game but, after Gray made 1 of 2 free throws, Taurasi's potential winning shot from just inside half court fell short as time expired. Taurasi led Phoenix with 27 points, including six 3-pointers. Griner added 21 points and nine rebounds.

June 10, 2017	SCORE	HI SCORER	HI REBOUNDER	HI ASSISTS	FG%	FT%	REB (O-D-T)
Los Angeles	89	Gray - 24	Ogumike - 5	Gray - 8	52.5%	70.4%	4-18-22
@Phoenix	87	Taurasi - 27	Griner - 9	Griner - 5	44.6%	87.0%	11-19-30

LAST GAME RECAP: SEPTEMBER 12, 2017 VS PHOENIX MERCURY

PHOENIX MERCURY

PLAYOFF SERIES NOTES

All-Time Record: 5-6

All-Time Home Record vs Mercury: 2-4

All-Time Road Record vs. Mercury 3-2

Current Streak: WON 1

Current Home Streak: WON 1

Current Road Streak: LOSS 1

Last Win: vs PHO (9/12/17), 79-66

Last Loss: vs PHO (8/24/14), 68-93

Most Points: LAS 101 (8/13/00), PHO 103 (9/23/09)

Fewest Points: LAS 68 (8/22/14), PHO 71 (8/11/00)

Largest Victory: LAS 25 (8/13/00), PHO 25 (8/24/14)

Postgame Notes:

- Los Angeles defeated the Phoenix Mercury, 79-66 at Staples Center in Game 1 of the WNBA Semi-Finals.
- Odyssey Sims scored the first basket of the game for the Sparks at the 9:26 mark of the first quarter.
- The Sparks connected on 8-19 (42.1%) from the field while the Mercury shot 6-13 (46.2%) from the floor in the first quarter and trailed the Mercury by 4 points, 23-19.
- Alana Beard led the Sparks with 5 points in the first quarter.
- The Mercury led by as many as 8 points in the first quarter.
- Los Angeles scored 12 points (6/9) in the paint, while the Mercury only scored 2 points (1/5).
- Los Angeles took the lead for the first time in the game, 36-34 at 2:03 mark on a 6-0 run in the second quarter.
- Odyssey Sims led the Sparks with 10 points at the half.
- The game was tied 40-40 with 23.7 seconds left before halftime.
- There were 24 total fouls in first half, setting WNBA record for most in a half in a WNBA playoff game.
- The Sparks shot 16-37 (43.2%) from the floor while the Mercury connected 13-28 (46.4%) from the field in the first half and the game was tied, 42-42.
- Los Angeles outscored Phoenix in the paint with 22 points (11/18) to Phoenix's 8 points (4/10).
- Sparks held Diana Taurasi to 4 points in the first half.
- The Sparks began the third quarter on a 6-0 run. Phoenix didn't score until the 5:53 mark of the 3rd quarter. Phoenix had 1 FG in a 4:21 stretch from the late 2nd quarter to early 3rd quarter.
- Double technical fouls were charged to Phoenix's Emma Cannon and Sparks' Essence Carson with 28.3 seconds left in the third quarter. The play was under review and determined the call would stand.
- Los Angeles concluded the third quarter leading the Mercury by 8 points, 56-48.
- Phoenix scored 6 points in the third quarter which ties a WNBA playoff third quarter low by a team.
- Los Angeles continued to dominate in the paint in the third quarter, scoring 32 (16/27) and the Mercury scored 10 (5/12).
- Nneka Ogumike (11), Odyssey Sims (10) and Chelsea Gray (10) scored in double figures to combine for 31 of the Sparks 56 points after three quarters of play.
- Sparks Odyssey Sims hit two free throws with 5:45 left in the fourth quarter to give Los Angeles a 12-point lead, 67-55.
- The Sparks starting line-up scored in double figures in the fourth quarter, Nneka Ogumike (19), Candace Parker (15), Odyssey Sims (12), Alana Beard (11) and Chelsea Gray (13).
- Phoenix's Camille Little fouled out of the game at 1:56 mark of the 4th quarter after committing a foul on Nneka Ogumike. Nneka Ogumike hit both free-throws to give the Sparks a 11-point lead, 74-63.
- Chelsea Gray hit a clutch three-pointer with 1:27 left in the 4th quarter to give the Sparks a 11-point lead 77-66.
- Britney Griner fouled out with 56.9 left in the fourth quarter after fouling Candace Parker. Parker hit both free-throws.
- Los Angeles shot (29-67) 43.3% from the field and Phoenix connected on (21-55) 38.2% from the floor and finished the evening leading by 13 points, 79-66.
- The Sparks defense held Phoenix to 24 points in the second half and Diana Taurasi scored only 2 points in the second half.
- Mercury's Mitchell (19) and Griner (18) combined for 37 of the Mercury's 66 points.
- Phoenix's Griner was limited to 4 points in the second half before fouling out.
- Phoenix's Lelani Mitchell had a career-high in playoff points with 19 and she made a playoff career high 5 three-pointers.
- Nneka Ogumike led the Sparks and tied the game high (with Lelani Mitchell) scoring 19 points and collected a team high 9 rebounds.
- Chelsea Gray led the game with 6 assists.
- Nneka Ogumike led the game with 3 steals and Sparks starters had a least 1 steal in the game.
- The Sparks had 11 steals while the Mercury had 5.

FINAL

PHOENIX 66

LOS ANGELES 79

Staples Center, Los Angeles, CA

SCORE 1 2 3 4 OT FINAL

PHO 23 19 6 18 66

LAS 19 23 14 23 79

HIGHLIGHTS

Biggest Lead:

Sparks: 13 | Mercury: 8

Lead Changes: 5 | Times Tied: 6

NATIONAL BASKETBALL ASSOCIATION

OFFICIAL SCORER'S REPORT FINAL BOX

Tuesday, September 12, 2017 STAPLES Center, Los Angeles, CA
Officials: #18 Kurt Walker, #25 Tiffany Bird, #63 Jeff Smith

Game Duration: 2:14
Attendance: 7,983

VISITOR: Phoenix Mercury (0-1)

	POS	MIN	FG	FGA	3P	3PA	FT	FTA	OR	DR	TOT	A	PF	ST	TO	BS	+/-	PTS
3 Diana Taurasi	F	32:47	2	10	0	4	2	5	0	2	2	3	2	0	1	0	0	8
20 Camille Little	F	31:08	1	3	0	1	0	0	1	10	11	2	8	0	2	0	0	2
42 Britney Griner	C	29:13	8	12	0	0	8	8	0	2	2	8	0	5	0	0	0	18
8 Yvonne Turner	G	22:58	1	4	1	3	2	2	0	2	2	2	1	2	0	0	0	5
5 Lelani Mitchell	G	31:10	5	10	5	7	4	4	1	2	3	4	2	1	4	0	0	19
25 Monique Currie		19:15	2	7	2	3	2	2	1	5	8	2	1	2	2	0	0	8
11 Danielle Robinson		11:58	2	5	0	0	0	0	1	1	2	1	2	0	0	0	0	4
10 Emma Cannon		18:48	2	3	0	0	0	0	3	2	5	1	8	0	1	0	0	4
0 Angel Robinson		1:58	0	0	0	0	0	0	0	0	0	0	0	0	0	0	0	0
23 Cayla George		0:57	0	1	0	0	0	0	0	1	1	0	0	0	0	1	0	0
15 Alecia Prince		0:57	0	0	0	0	0	0	0	0	0	0	0	0	1	0	0	0
8 Stephanie Talbot		0:57	0	0	0	0	0	0	0	0	0	0	0	0	0	0	0	0
		200:00	21	55	8	18	18	21	7	27	34	17	28	5	18	1	0	68
					38.2 %	44.4 %	78.2 %	TM REB: 5		TOT TO: 17 (13 PTS)								

HOME: LOS ANGELES SPARKS (1-0)

HOME LOS ANGELES SPARKS (14)																			
		POS	MIN	FG	FGA	3P	3PA	FT	FTA	OR	DR	TOT	A	PF	ST	TO	BS	+/-	PTS
0	Alana Beard	F	34:10	5	8	0	1	1	2	0	3	3	0	3	2	1	0	0	11
30	Nneka Ogumike	F	33:39	8	14	0	1	3	8	4	5	9	1	4	3	0	0	19	
3	Candace Parker	C	29:25	4	10	2	4	5	5	0	8	8	3	5	1	4	0	15	
1	Odyssey Sims	G	35:48	4	12	0	2	4	4	0	1	1	5	3	1	3	0	12	
12	Chelsea Gray	G	35:10	5	14	2	5	1	1	0	3	3	8	2	2	2	0	13	
42	Jantel Lavender		18:57	2	9	0	2	1	1	3	4	7	1	1	2	0	0	5	
17	Essence Carson		14:52	1	2	0	0	2	2	1	0	1	0	2	0	0	0	4	
28	Malinauna Dima	DNP - Coach's Decision																	
7	Sandrine Gruda	DNP - Coach's Decision																	
33	Tiffany Jackson-Jones	DNP - Coach's Decision																	
24	Sydney Wise	DNP - Coach's Decision																	
2	Raquel Williams	DNP - Coach's Decision																	
			200:00	29	67	4	15	17	21	8	22	30	18	20	11	10	0	0	79
						43.3 %	28.7 %	81.0 %	TM REB: 12		TOT TO: 11 (11 PTS)								

SCORE BY PERIOD

	1	2	3	4	FINAL
Mercury	23	19	6	18	66
SPARKS	19	23	14	23	79

Points in the Paint: Mercury 18 (8/18), SPARKS 40 (20/20)

2nd Chance Points: Mercury 7 (2/4), SPARKS 11 (8/10)

Fast Break Points: Mercury 12 (4/5), SPARKS 4 (2/3)

Technical Fouls - Individual

Mercury (2): Cannon 0:28.3 3rd, Little 1:08 4th

SPARKS (1): Carson 0:28.3 3rd

Biggest Lead: Mercury 8, SPARKS 13

Lead Changes: 8

Times Tied: 6

LAST GAME INDIVIDUAL GAME PERFORMANCE		
LOS ANGELES	HIGHS	PHOENIX
Ogwumike - 19	POINTS	Mitchell - 19
Ogwumike - 9	REBOUNDS	Little - 11
Gray - 6	ASSISTS	Mitchell - 4
None	BLOCKS	George - 1
Sims - 36	MINUTES	Taurasi - 33

KEY FACTORS		
LOS ANGELES	HIGHS	PHOENIX
11	TO PTS	13
40	Points in the Paint	16
11	2nd Chance Pts	7
4	Fast Break Pts	12
9	Bench	16

2017 PLAYOFF STATISTICS		
LOS ANGELES	HIGHS	PHOENIX
Ogwumike - 19.0	POINTS	Griner - 22.3
Ogwumike - 9.0	REBOUNDS	Little - 8.3
Gray - 6.0	ASSISTS	Mitchell - 4.0
Ogwumike - 3.0	STEALS	Mitchell, Turner - 1.3
None	BLOCKS	Griner - 1.3
Sims - 36.0	MINUTES	Griner - 35.7

2017 CUME STATS SEASON SERIES

2017 SEASON SERIES (3-0)

2017 SEASON SERIES (3-0)				LOS ANGELES SPARKS													VS. PHOENIX										
PLAYER	G	GS	MIN	-FIELD GOALS-			-3-POINT			FG--			-FREE THROWS-			--REBOUNDS--			AST	PF	DQ	STL	TO	BLK	PTS	AVG	HI
				FG	FGA	PCT	FG	FGA	PCT	FT	FTA	PCT	OFF	DEF	TOT												
Ogunmike	3	3	83	22	34	.647	1	2	.500	7	7	1.000	5	17	22	7	8	0	7	3	2	52	17.3	21			
Gray	3	3	93	17	31	.548	4	9	.444	10	14	.714	1	8	9	14	7	0	2	4	2	48	16.0	24			
Williams	1	0	20	5	7	.714	3	5	.600	2	2	1.000	0	1	1	0	3	0	3	3	0	15	15.0	15			
Parker	3	3	82	14	35	.400	6	12	.500	9	11	.818	1	19	20	11	7	0	0	7	3	43	14.3	17			
Sims	3	1	74	14	28	.500	0	5	.000	6	7	.857	4	8	12	14	5	0	5	5	1	34	11.3	28			
Beard	3	3	90	9	14	.643	1	1	1.000	5	6	.833	2	5	7	10	9	0	8	1	1	24	8.0	12			
Lavander	3	0	49	8	18	.444	0	1	.000	4	6	.667	1	7	8	5	5	0	1	5	0	20	6.7	9			
Carson	3	2	56	5	11	.455	2	5	.400	3	3	1.000	2	2	4	1	7	1	4	1	0	15	5.0	12			
Ibekwe	1	0	8	1	4	.250	0	0	---	1	2	.500	2	1	3	0	2	0	0	1	0	3	3.0	3			
Dianna	1	0	6	1	2	.500	0	0	---	0	0	---	2	1	3	0	2	0	0	2	0	2	2.0	2			
Jackson-Jones	2	0	17	1	4	.250	0	1	.000	0	0	---	0	2	2	0	0	0	1	0	1	2	1.0	2			
Wiese	3	0	22	1	10	.100	1	5	.200	0	0	---	0	3	3	0	3	0	1	0	0	3	1.0	3			
Gruda	1	0	2	0	1	.000	0	0	---	0	0	---	0	0	0	0	1	0	0	0	0	0	0.0	0			
SPARKS	3	-	600	98	199	.492	18	46	.391	47	58	.810	20	74	94	62	59	1	32	36	10	261	87.0	90			
MERCURY	3	-	600	78	186	.419	17	58	.293	40	57	.702	31	64	95	47	66	0	18	54	13	213	71.0	87			

2017 SEASON SERIES (0-3)

2017 SEASON SERIES (0-3)				PHOENIX MERCURY													VS. LOS ANGELES										
PLAYER	G	GS	MIN	-FIELD GOALS-			-3-POINT			FG--			-FREE THROWS-			--REBOUNDS--			AST	PF	DQ	STL	TO	BLK	PTS	AVG	HI
				FG	FGA	PCT	FG	FGA	PCT	FT	FTA	PCT	OFF	DEF	TOT												
Taurasi	2	2	54	15	32	.469	10	20	.500	6	7	.857	1	5	6	2	7	0	1	6	0	46	23.0	27			
Griner	3	3	86	19	37	.514	0	0	---	12	17	.706	5	11	16	8	14	0	3	13	6	50	16.7	21			
Little	3	3	75	13	29	.448	4	11	.364	5	8	.625	7	5	12	4	9	0	1	6	4	35	11.7	14			
Cannon	3	0	42	7	11	.636	0	0	---	4	6	.667	5	5	10	0	6	0	0	3	0	18	6.0	11			
Prince	2	0	33	4	11	.364	1	3	.333	0	0	---	0	5	5	2	1	0	0	1	1	9	4.5	9			
Murphy	2	0	35	3	12	.250	1	7	.143	1	2	.500	1	5	6	1	2	0	4	2	0	8	4.0	5			
Talbot	3	2	48	4	7	.571	1	2	.500	3	4	.750	3	5	8	6	7	0	2	5	2	12	4.0	5			
D. Robinson	2	2	47	3	8	.375	0	0	---	1	1	1.000	0	6	6	3	3	0	2	3	0	7	3.5	7			
Mitchell	3	1	73	3	17	.176	0	6	.000	4	5	.800	5	5	10	14	6	0	4	4	0	10	3.3	6			
Currie (TOT)	2	1	38	3	9	.333	0	2	.000	0	1	.000	0	7	7	2	4	0	1	4	0	6	3.0	4			
Currie (PHO)	1	1	17	1	1	1.000	0	0	---	0	1	.000	0	6	6	0	2	0	0	3	0	2	2.0	2			
George	3	0	36	3	12	.250	0	5	.000	2	2	1.000	2	4	6	1	4	0	0	2	0	8	2.7	6			
Turner	3	1	50	3	9	.333	0	4	.000	2	4	.500	1	2	3	6	5	0	1	5	0	8	2.7	7			
Brunner	1	0	4	0	0	---	0	0	---	0	0	---	1	0	1	0	0	0	0	0	0	0	0.0	0			
MERCURY	3	-	600	78	186	.419	17	58	.293	40	57	.702	31	64	95	47	66	0	18	54	13	213	71.0	87			
SPARKS	3	-	600	98	199	.492	18	46	.391	47	58	.810	20	74	94	62	59	1	32	36	10	261	87.0	90			

2017 CUME STATS REGULAR SEASON

Through September 3 (18-16)

PHOENIX MERCURY

2017 REGULAR SEASON STATISTICS

PLAYER				-FIELD GOALS-			-3-POINT FG--			-FREE THROWS-			--REBOUNDS--					PF	DQ	STL	TO	BLK	PTS	AVG
	G	GS	MIN	FG	FGA	PCT	FG	FGA	PCT	FT	FTA	PCT	OFF	DEF	TOT	AST								
Griner	26	26	820	287	359	.577	0	0	---	155	191	.812	45	153	198	49	88	1	18	64	65	569	21.9	
Taurasi	31	31	883	168	420	.400	96	250	.384	124	136	.912	10	82	92	83	88	0	16	62	10	556	17.9	
Currie (TOT)	36	10	785	131	306	.428	39	98	.398	89	108	.824	20	113	133	77	80	0	25	54	12	390	10.8	
Currie (PHO)	22	7	460	72	170	.424	25	59	.424	56	68	.824	11	55	66	48	49	0	17	21	6	225	10.2	
Mitchell	34	7	726	81	288	.389	36	100	.360	75	91	.824	13	67	80	121	46	0	32	53	10	273	8.0	
Little	34	34	862	98	234	.419	13	58	.224	34	56	.607	45	84	129	49	98	3	31	55	15	243	7.1	
D. Robinson	32	29	752	83	192	.432	0	7	.000	55	65	.846	14	79	93	110	64	0	35	61	5	221	6.9	
Turner	34	4	434	66	161	.410	13	54	.241	29	38	.763	12	21	33	37	38	0	19	37	1	174	5.1	
Cannon	34	0	440	56	114	.491	0	2	.000	37	63	.587	43	79	122	10	72	0	5	31	5	149	4.4	
Talbot	34	24	609	51	123	.415	16	42	.381	30	46	.652	29	62	91	55	66	0	24	30	9	148	4.4	
A. Robinson	15	8	237	25	44	.568	1	1	1.000	7	7	1.000	16	42	58	8	36	0	1	16	11	58	3.9	
George	32	0	381	41	109	.376	13	46	.283	9	14	.643	11	74	85	15	62	0	9	15	12	104	3.3	
Murphy	9	0	120	11	33	.333	3	16	.188	4	6	.667	8	14	22	7	13	0	6	5	0	29	3.2	
Prince	18	0	130	14	41	.341	5	16	.313	2	2	1.000	1	17	18	7	8	0	4	3	4	35	1.9	
Brunner	3	0	13	0	1	.000	0	0	---	0	0	---	1	3	4	0	2	0	0	1	0	0	0.0	
MERCURY	34	-	6875	973	2209	.440	221	651	.339	617	793	.788	259	832	1091	599	730	4	217	478	153	2784	81.9	
OPPONENTS	34	-	6875	1014	2313	.438	180	574	.314	576	732	.787	304	873	1177	546	741	5	236	478	116	2784	81.9	

	-- SINGLE-GAME HIGHS --							----- AVERAGE PER GAME -----							-CAREER HIGHS (C-SET, T-TIED THIS SEASON)-													
PLAYER	MIN	REB	AST	ST	TO	BL	PTS	MIN	REB	AST	STL	TO	BLK	PTS	FG	FGA	FT	FTA	REB	AST	PTS	FG	FGA	FT	FTA	REB	AST	PTS
Griner	39	14	5	3	5	6	38	31.5	7.6	1.9	0.69	2.5	2.50	21.9	15C	20C	12C	14C	18	6	38C	15C	20C	12C	14C	18	6	38C
Taurasi	38	6	7	2	5	3	37	28.5	3.0	2.7	0.52	2.0	0.32	17.9	17	33	17	18	13	12	47	17	33	17	18	13	12	47
Currie (TOT)	36	9	7	4	8	2	31	21.8	3.7	2.1	0.69	1.5	0.33	10.8	11T	20	16	18	12	7T	31C	11T	20	16	18	12	7T	31C
Currie (PHO)	36	8	7	4	4	2	29	20.9	3.0	2.2	0.77	1.0	0.27	10.2														
Mitchell	33	7	8	4	4	2	19	21.3	2.4	3.6	0.94	1.6	0.29	8.0	9	14	9	10	9	9	25	9	14	9	10	9	9	25
Little	33	12	6	4	4	2	19	25.4	3.8	1.4	0.91	1.6	0.44	7.1	12	19	12	14	15	7	31	12	19	12	14	15	7	31
D. Robinson	41	6	9	4	6	1	17	23.5	2.9	3.4	1.09	1.9	0.16	6.9	14	19	10	11	9	13	36	14	19	10	11	9	13	36
Turner	28	5	4	2	3	1	18	12.8	1.0	1.1	0.56	1.1	0.03	5.1	7C	12C	6C	8C	5C	4C	18C	7C	12C	6C	8C	5C	4C	18C
Cannon	38	10	3	2	5	2	17	12.9	3.6	0.3	0.15	0.9	0.15	4.4	8C	14C	7C	8C	10C	3C	17C	8C	14C	7C	8C	10C	3C	17C
Talbot	29	7	4	2	3	1	12	17.9	2.7	1.6	0.71	0.9	0.26	4.4	4C	8C	5C	6C	7C	4C	12C	4C	8C	5C	6C	7C	4C	12C
A. Robinson	34	9	4	1	4	2	14	15.8	3.9	0.5	0.07	1.1	0.73	3.9	5T	7C	4	4	9C	4C	14C	5T	7C	4	4	9C	4C	14C
George	27	14	3	3	2	2	14	11.9	2.7	0.5	0.28	0.5	0.38	3.3	6	11C	4	4	14C	3T	14T	6	11C	4	4	14C	3T	14T
Murphy	21	4	5	2	2	0	11	14.2	2.4	0.8	0.67	0.6	0.00	3.2	9	16	6	7	12	7	22	9	16	6	7	12	7	22
Prince	20	3	2	2	1	1	9	7.2	1.0	0.4	0.22	0.2	0.22	1.9	4C	7C	2C	2C	3C	2C	9C	4C	7C	2C	2C	3C	2C	9C
Brunner	5	2	0	0	1	0	0	4.3	1.3	0.0	0.00	0.3	0.00	0.0	0T	1C	0T	0T	2C	0T	0T	0T	1C	0T	0T	2C	0T	0T
MERCURY	225	41	25	11	20	10	107	202.2	32.1	17.6	6.38	14.1	4.50	81.9	47	103	42	47	63	30	127	47	103	42	47	63	30	127
OPPONENTS	225	48	27	13	21	8	105	202.2	34.6	16.1	6.94	14.1	3.41	81.9	44	100	41	51	57	32	124	44	100	41	51	57	32	124

Through September 3 (26-8)

LOS ANGELES SPARKS

2017 REGULAR SEASON STATISTICS

PLAYER				-FIELD GOALS-			-3-POINT FG--			-FREE THROWS-			--REBOUNDS--			PF	DQ	STL	TO	BLK	PTS	AVG	
	G	GS	MIN	FG	FGA	PCT	FG	FGA	PCT	FT	FTA	PCT	OFF	DEF	TOT								
Ogunmike	34	34	1050	244	435	.561	18	53	.340	134	154	.870	61	202	263	72	99	0	63	52	18	640	18.8
Parker	33	33	1007	208	435	.478	45	127	.354	96	127	.756	40	237	277	141	77	0	48	89	55	557	16.9
Gray	34	34	1125	184	363	.507	53	110	.482	81	98	.827	21	92	113	151	74	0	36	65	8	502	14.8
Sims	31	14	752	113	253	.447	11	58	.190	62	70	.886	14	45	59	108	60	0	45	44	5	299	9.6
Lavender	32	0	553	104	213	.488	5	16	.313	22	26	.846	33	64	97	29	40	0	9	40	5	235	7.3
Beard	34	34	1048	96	193	.497	6	19	.316	37	46	.804	21	92	113	76	93	0	71	45	17	235	6.9
Williams	23	6	408	45	140	.321	20	74	.270	38	44	.864	6	26	32	16	42	0	19	26	3	148	6.4
Carson	24	14	464	42	104	.404	9	36	.250	21	24	.875	11	29	40	29	29	1	15	18	8	114	4.8
Wiese	28	0	222	23	60	.383	14	35	.400	4	8	.500	3	19	22	8	19	0	5	2	3	64	2.3
Gruda	7	0	28	4	11	.364	0	0	---	0	0	---	1	3	4	0	4	0	0	5	0	8	1.1
Jackson-Jones	26	1	149	12	26	.462	0	1	.000	5	8	.625	8	23	31	3	22	0	2	12	3	29	1.1
Ibekwe	6	0	24	1	9	.111	0	2	.000	4	6	.667	2	3	5	0	5	0	1	2	0	6	1.0
Diarra	10	0	20	1	5	.200	0	0	---	1	2	.500	4	7	11	1	5	0	2	3	0	3	0.3
SPARKS	34	-	6850	1077	2247	.479	181	531	.341	505	613	.824	225	842	1067	634	569	1	316	452	125	2840	83.5
OPPONENTS	34	-	6850	944	2194	.430	204	614	.332	465	588	.791	294	789	1083	585	615	2	208	556	109	2557	75.2

	-- SINGLE-GAME HIGHS --							----- AVERAGE PER GAME -----							-CAREER HIGHS (C-SET, T-TIED THIS SEASON)-						
PLAYER	MIN	REB	AST	ST	TO	BL	PTS	MIN	REB	AST	STL	TO	BLK	PTS	FG	FGA	FT	FTA	REB	AST	PTS
Ogunmike	47	14	6	5	6	3	32	30.9	7.7	2.1	1.85	1.5	0.53	18.8	13T	24C	14	15	20	8	38
Parker	40	17	11	4	7	5	29	30.5	8.4	4.3	1.45	2.7	1.67	16.9	15	28	14	17	20	11C	40
Gray	48	8	10	4	6	1	25	33.1	3.3	4.4	1.06	1.9	0.24	14.8	9C	18C	8C	10C	9	10C	25C
Sims	40	6	10	4	5	1	28	24.3	1.9	3.5	1.45	1.4	0.16	9.6	15	27	15	16	7	10T	39
Lavender	28	7	3	1	3	2	18	17.3	3.0	0.9	0.28	1.3	0.16	7.3	11	22	8	8	13	5	25
Beard	41	10	5	5	4	2	18	30.8	3.3	2.2	2.09	1.3	0.50	6.9	13	24	11	13	10T	10	33
Williams	29	5	4	3	4	2	15	17.7	1.4	0.7	0.83	1.1	0.13	6.4	17	28	18	20	9	6	51
Carson	33	5	4	3	3	2	15	19.3	1.7	1.2	0.63	0.8	0.33	4.8	11	21	8	10	11	7	28
Wiese	27	3	2	1	1	1	22	7.9	0.8	0.3	0.18	0.1	0.11	2.3	8C	13C	3C	4C	3C	2C	22C
Gruha	11	2	0	0	3	0	6	3.9	0.6	0.0	0.00	0.7	0.00	1.1	12	21	9	12	12	4	24
Jackson-Jones	32	8	2	1	2	1	8	5.7	1.2	0.1	0.08	0.5	0.12	1.1	10	16	12	12	17	6	27
Ibekwe	10	3	0	1	1	0	3	3.9	0.8	0.0	0.17	0.3	0.00	1.0	1C	4C	2C	2C	3T	0T	3C
Dianra	6	4	1	1	2	0	2	2.0	1.1	0.1	0.20	0.3	0.00	0.3	1C	2C	1C	2C	4C	1C	2C
SPARKS	250	42	34	17	21	7	115	201.5	31.4	18.6	9.29	13.3	3.68	83.5	45C	99C	40	51	55	34C	115C
OPPONENTS	250	47	31	12	24	8	106	201.5	31.9	17.2	6.12	16.4	3.21	75.2	44	93	42	56	55	31C	114

2017 TEAM BOX SCORE

Date	Opponent	MIN	FG-A	PCT	3PM-A	PCT	FTM-A	PCT	OFF	DEF	TOI	AST	STL	BLK	TO	PF	PTS
5/13	SEA	200	33-72	45.8	8-18	44.4	4-8	50.0	5	17	22	20	14	0	11	19	78
5/19	WAS	200	34-62	54.8	10-21	47.6	21-22	95.5	5	20	25	20	8	3	11	15	99
5/24	@IND	200	34-62	54.8	8-15	53.3	14-19	73.7	4	24	28	19	4	3	9	16	90
5/27	@ATL	200	25-60	41.7	4-12	33.3	19-23	82.6	11	21	32	18	3	7	17	20	73
5/30	@NYL	200	31-62	50.0	5-16	31.3	23-27	85.2	7	21	28	16	13	3	11	18	90
6/6	CHI	200	22-64	34.4	4-13	30.8	31-40	77.5	7	25	32	17	13	6	7	15	79
6/9	@DAL	200	36-72	50.0	3-11	27.3	15-15	100	7	22	29	14	7	5	15	20	90
6/10	@PHO	200	31-59	52.5	8-18	44.4	19-27	70.4	4	18	22	22	9	4	11	20	89
6/13	DAL	200	35-61	57.4	5-16	31.3	22-26	84.6	3	24	27	22	9	2	19	29	97
6/15	SAS	200	27-56	48.2	2-12	16.7	24-28	85.7	4	24	28	15	6	4	13	11	80
6/18	PHO	200	32-67	47.8	6-19	31.6	20-23	87.0	9	31	40	22	10	4	13	19	90
6/24	@IND	200	32-60	53.3	8-17	47.1	12-14	85.7	4	27	31	19	9	5	14	21	84
6/27	@CON	200	32-64	50.0	4-12	33.3	19-26	73.1	8	24	32	20	8	7	9	19	87
6/30	@ATL	200	31-60	51.7	8-17	47.1	15-20	75.0	8	25	33	16	9	5	18	17	85
7/2	WAS	200	28-68	41.2	8-19	42.1	12-15	80.0	10	24	34	17	7	3	9	16	76
7/6	@MIN	200	32-66	48.5	4-16	25.0	9-11	81.8	9	19	28	15	9	3	17	18	77
7/8	@SEA	200	26-70	37.1	4-23	17.4	13-14	92.9	9	18	27	10	11	5	11	16	69
7/13	CON	200	31-70	44.3	8-23	34.8	17-20	85.0	9	28	37	20	7	5	15	16	87
7/17	IND	200	34-64	53.1	5-10	50.0	7-9	77.8	5	27	32	19	12	5	12	11	80
7/20	CHI	200	32-66	48.5	6-16	37.5	10-14	71.4	4	24	28	15	7	2	11	10	80
7/25	SEA	200	26-69	37.7	2-13	15.4	14-20	70.0	13	26	39	16	10	4	11	19	68
7/28	@SAS	200	37-67	55.2	4-13	30.8	7-9	77.8	3	26	29	22	7	5	8	14	85
7/30	DAL	200	40-71	56.3	3-17	17.6	12-13	92.3	8	33	41	28	10	2	15	21	95
8/4	NYL	200	32-70	45.7	6-18	33.3	17-22	77.3	5	28	33	16	7	1	6	15	87
8/6	@DAL	200	26-64	40.6	2-15	13.3	25-27	92.6	4	27	31	10	12	4	15	19	79
8/11	@MIN	200	24-64	37.5	77-19	36.8	15-16	93.8	6	24	30	15	7	3	15	17	70
8/13	@NYL	200	26-63	41.3	5-19	26.3	12-13	92.3	4	22	26	16	5	7	10	15	69
8/16	@WAS	200	40-65	61.5	3-5	60.0	12-13	92.3	8	25	33	24	12	3	13	16	95
8/18	@CHI	250	45-99	45.5	12-23	52.2	13-15	86.7	14	28	42	34	17	4	6	12	115
8/22	SAS	200	29-57	50.9	6-20	30.0	11-16	68.8	3	30	33	22	9	0	14	16	75
8/24	@PHO	200	35-73	47.9	4-9	44.4	8-8	100	7	25	32	18	13	2	8	20	82
8/27	MIN	200	31-66	47.0	4-18	22.2	12-16	75.0	6	25	31	15	11	2	8	14	78
9/1	ATL	200	31-60	51.7	4-11	36.4	15-18	83.3	6	30	36	21	10	3	16	20	81
9/3	CON	200	37-72	51.4	1-6	16.7	6-6	100	5	29	34	21	11	4	13	14	81
9/12	PHO	200	29-67	43.3	4-15	26.7	17-21	81.0	8	22	30	16	11	0	10	20	79
9/14	PHO																
9/17	@PHO																

2017 OPPONENT BOX SCORE

Date	Opponent	MIN	FG-A	PTC	3PM-A	PTC	FTM-A	PTC	OFF	DEF	TOI	AST	STL	BLK	TO	PF	PTS
5/13	SEA	200	26-50	52.0	4-16	25.0	12-12	100	3	24	27	20	4	7	23	16	68
5/19	WAS	200	31-62	50.0	9-24	37.5	18-19	94.7	8	18	26	23	7	1	14	18	89
5/24	@IND	200	36-67	53.7	11-16	68.8	10-14	71.4	7	23	30	16	3	1	8	16	93
5/27	@ATL	200	28-63	44.4	2-12	16.7	17-28	60.7	11	20	31	21	11	5	13	22	75
5/30	@NYL	200	30-66	45.5	9-21	42.9	6-12	50.0	11	19	30	18	7	2	18	21	75
6/6	CHI	200	27-65	41.5	4-13	30.8	12-15	80.0	8	30	38	16	4	4	19	28	70
6/9	@DAL	200	33-71	46.5	6-20	30.0	24-28	85.7	12	22	34	20	10	4	14	18	96
6/10	@PHO	200	29-65	44.6	9-24	37.5	20-23	87.0	11	19	30	16	6	3	14	26	87
6/13	DAL	200	35-61	57.	5-16	31.3	22-26	84.6	3	24	27	22	9	2	10	20	97
6/15	SAS	200	30-67	44.8	5-18	27.8	10-11	90.9	7	24	31	16	6	2	13	20	75
6/18	PHO	200	22-67	32.8	5-26	19.2	10-16	62.5	15	20	35	14	9	3	19	23	59
6/24	@IND	200	27-64	42.2	6-21	28.6	13-15	86.7	6	20	26	11	7	3	12	15	73
6/27	@CON	200	28-77	36.4	8-18	44.4	15-17	88.2	16	26	42	15	3	1	14	21	79
6/30	@ATL	200	31-66	47.0	3-10	30.0	11-20	55.0	9	20	29	25	8	2	14	20	76
7/2	WAS	200	24-66	36.4	4-19	21.1	17-19	89.5	10	22	32	10	5	5	11	18	69
7/6	@MIN	200	34-71	47.9	6-14	42.9	14-19	73.7	15	24	39	19	8	5	15	11	88
7/8	@SEA	200	28-54	51.9	8-15	53.3	17-18	94.4	4	24	28	20	5	3	18	12	81
7/13	CON	200	30-71	42.3	7-18	38.9	10-16	62.5	9	28	37	14	12	0	18	20	77
7/17	IND	200	23-58	39.7	7-19	36.8	9-10	90.0	7	19	26	15	3	3	16	15	62
7/20	CHI	200	33-66	50.0	6-17	35.3	10-12	83.3	7	24	31	22	6	4	12	14	82
7/25	SEA	200	21-53	39.6	5-21	23.8	13-17	76.5	4	24	28	19	8	6	18	18	60
7/28	@SAS	200	26-58	44.8	3-10	30.0	18-20	90.0	5	25	30	17	4	0	12	12	73
7/30	DAL	200	19-66	28.8	6-28	21.4	30-33	90.9	7	14	21	11	10	5	12	13	74
8/4	NYL	200	29-66	43.9	5-22	22.7	11-18	61.1	6	29	35	22	5	3	13	21	74
8/6	@DAL	200	31-79	39.2	4-16	25.0	19-21	90.5	16	31	47	12	6	4	15	22	85
8/11	@MIN	200	26-61	42.6	4-12	33.3	8-11	72.7	7	28	35	16	5	4	16	15	64
8/13	@NYL	200	31-71	43.7	10-22	45.5	11-12	91.7	12	25	37	19	5	4	11	14	83
8/16	@WAS	200	24-62	38.7	4-21	19.0	10-14	71.4	10	13	23	17	7	1	20	22	62
8/18	@CHI	250	41-82	50.0	14-27	51.9	10-11	90.9	11	32	43	31	4	8	21	17	106
8/22	SAS	200	21-60	35.0	3-17	17.6	10-12	83.3	4	24	28	17	5	0	18	21	55
8/24	@PHO	200	27-54	50.0	3-8	37.5	10-18	55.6	5	25	30	17	3	7	20	17	67
8/27	MIN	200	29-59	49.2	6-18	33.3	3-6	50.0	3	29	32	17	5	1	18	14	67
9/1	ATL	200	17-59	28.8	3-14	21.4	19-23	82.6	10	18	28	6	4	4	19	18	56
9/3	CON	200	24-63	38.1	7-15	46.7	15-17	88.2	7	25	32	13	6	1	17	12	70
9/12	PHO	200	21-55	38.2	8-18	44.4	16-21	76.2	7	27	34	17	5	1	16	26	66
9/14	PHO																
9/17	@PHO																

SPARKS 2017 SCORING BREAKDOWN

SPARKS

OPPONENTS

				SPARKS									OPPONENTS											
				1ST									2ND											
Date	OPP.	Result	Score	1ST	2ND	HAL	3RD	4TH	HAL	1OT	2OT	TOT	1ST	2ND	HAL	3RD	4TH	HAL	1OT	2OT	TOT	1ST	2ND	TOT
5/13	SEA	W	78-68	20	18	38	16	24	40	-	-	78	21	16	37	12	19	31	-	-	68			
5/19	WAS	W	99-89	34	25	59	19	21	40	-	-	99	22	26	48	22	19	41	-	-	89			
5/24	@IND	L	90-93	28	27	55	10	25	35	-	-	90	23	18	41	27	25	52	-	-	93			
5/27	@ATL	L	73-75	18	14	32	12	29	41	-	-	73	20	9	29	22	24	46	-	-	75			
5/30	@NYL	W	99-89	16	20	36	30	24	54	-	-	90	21	17	38	26	11	37	-	-	75			
6/6	CHI	W	79-70	18	23	41	15	23	38	-	-	79	13	22	35	18	17	35	-	-	70			
6/9	@DAL	L	90-96	28	22	50	21	19	40	-	-	90	16	25	41	23	32	55	-	-	96			
6/10	@PHO	W	89-87	19	20	39	26	24	50	-	-	89	18	22	40	21	26	47	-	-	87			
6/13	DAL	W	97-87	23	25	48	24	25	49	-	-	97	8	27	35	17	35	52	-	-	87			
6/15	SAS	W	80-75	25	21	46	12	22	34	-	-	80	11	15	26	24	25	49	-	-	75			
6/18	PHO	W	90-59	38	15	53	19	18	37	-	-	90	17	19	36	12	11	23	-	-	59			
6/24	@IND	W	84-73	20	26	46	19	19	38	-	-	84	23	17	40	12	21	33	-	-	73			
6/27	@CON	W	87-79	27	18	45	23	19	42	-	-	87	17	22	39	17	23	40	-	-	79			
6/30	@ATL	W	85-76	23	21	44	27	14	41	-	-	85	23	13	36	18	22	40	-	-	76			
7/2	WAS	W	76-69	17	13	30	24	22	46	-	-	76	24	23	47	10	12	22	-	-	69			
7/6	@MIN	L	77-88	14	22	36	25	16	41	-	-	77	25	21	46	22	20	42	-	-	88			
7/8	@SEA	L	69-81	21	18	39	16	14	30	-	-	69	15	22	37	23	21	44	-	-	81			
7/13	CON	W	87-77	18	28	46	23	18	41	-	-	87	32	13	45	12	20	32	-	-	77			
7/17	IND	W	80-62	22	20	42	19	19	38	-	-	80	19	15	34	12	16	28	-	-	62			
7/20	CHI	L	80-82	21	24	45	15	20	35	-	-	80	21	14	35	21	26	47	-	-	82			
7/25	SEA	W	68-60	21	19	40	11	17	28	-	-	68	19	10	29	17	14	31	-	-	60			
7/28	@SAS	W	85-73	22	17	39	21	25	46	-	-	85	12	23	35	19	19	38	-	-	73			
7/30	DAL	W	95-74	30	19	49	30	16	46	-	-	95	20	22	42	18	14	32	-	-	74			
8/4	NYL	W	87-74	29	15	44	25	18	43	-	-	87	23	21	44	11	19	30	-	-	74			
8/6	@DAL	L	79-85	21	19	40	17	22	39	-	-	79	18	23	41	22	22	44	-	-	85			
8/11	@MIN	W	70-64	20	16	36	21	13	34	-	-	70	20	16	36	8	20	28	-	-	64			
8/13	@NYL	L	69-83	27	8	35	21	13	34	-	-	69	16	28	44	18	21	39	-	-	83			
8/16	@WAS	W	95-62	22	29	51	22	22	44	-	-	95	18	18	36	15	11	26	-	-	62			
8/18	@CHI	W(2OT)	115-106	18	22	40	26	22	48	11	16	115	20	22	42	22	24	46	11	7	106			
8/22	SAS	W	75-55	24	25	49	10	16	25	-	-	75	17	12	29	19	7	26	-	-	55			
8/24	@PHO	W	82-67	16	26	42	18	22	40	-	-	82	18	13	31	13	13	36	-	-	67			
8/27	MIN	W	78-67	22	24	46	23	9	32	-	-	78	15	17	32	21	14	35	-	-	67			
9/1	ATL	W	81-56	26	17	43	23	15	38	-	-	81	12	17	29	11	16	27	-	-	56			
9/3	CON	W	81-70	20	18	38	25	18	43	-	-	81	13	14	27	23	20	43	-	-	70			
9/12	PHO	W	79-66	19	23	42	14	23	37	-	-	79	23	19	42	6	18	24	-	-	66			
9/14	PHO																							
9/17	@PHO																							

2017 PLAYOFFS RECORD WHEN...

QUICK OVERVIEW	RECORD
Overall	1-0
Home	1-0
Road	0-0
vs. Western Conference	1-0
vs. Eastern Conference	0-0

DAYS OF REST	
Back-to-back games	0-0
1 day between games	0-0
2 days between games	0-0
3 days between games	0-0
4+ days between games	1-0

BY DAY	RECORD	HOME	ROAD
Monday			
Tuesday	1-0	1-0	
Wednesday			
Thursday			
Friday			
Saturday			
Sunday			

SPARKS RECORD WHEN	RECORD
Shooting 45%+	0-0
Shooting sub 45%	1-0
Opponents shooting 45%+	0-0
Opponents shooting sub 45%	1-0
Bench outscores opponent bench	0-0
Bench outscored by opponent bench	1-0
Bench scoring is tied	0-0
Tied or more points in the paint	1-0
Fewer points in the paint	0-0
Score 70 + points	1-0
Score sub 70 points	0-0
Score 75+ points	1-0
Score sub 75 points	0-0
Opponent scores 75+ points	0-0
Opponent sub 75 points	1-0
More/tied rebounds than opponent	0-0
Fewer rebounds than opponent	1-0

STARTING LINEUPS	RECORD
Alana Beard, Nneka Ogwumike, Candace Parker, Odyssey Sims, and Chelsea Gray	1-0

2017 PLAYOFFS SUPERLATIVES

LOS ANGELES SPARKS HIGHS

Points, Game.....	79 vs Phoenix 9/12
Points, First Half.....	42 vs Phoenix 9/12
Points, Second Half.....	37 vs Phoenix 9/12
Points, 1Q.....	19 vs Phoenix 9/12
Points, 2Q.....	23 vs Phoenix 9/12
Points, 3Q.....	14 vs Phoenix 9/12
Points, 4Q.....	23 vs Phoenix 9/12
Points, OT.....	-
Field Goals Made, 1H.....	16 vs Phoenix 9/12
Field Goals Att, 1H.....	37 vs Phoenix 9/12
Field Goal %, 1H.....	43.2% vs Phoenix 9/12
Field Goals Made, 2H.....	13 vs Phoenix 9/12
Field Goals Att, 2H.....	30 vs Phoenix 9/12
Field Goal %, 2H.....	43.3% vs Phoenix 9/12
Field Goals Made,Game.	29 vs Phoenix 9/12
Field Goals Att,Game.....	67 vs Phoenix 9/12
Field Goal %,Game.....	43.3% vs Phoenix 9/12
3FG Made, Game.....	4 vs Phoenix 9/12
3FG Att, Game	15 vs Phoenix 9/12
3FG Percentage, Game....	26.7% vs Phoenix 9/12
Free Throws Made.....	17 vs Phoenix 9/12
Free Throws Att.....	21 vs Phoenix 9/12
FT Percentage.....	81.0% vs Phoenix 9/12
Offensive Rebounds....	8 vs Phoenix 9/12
Defensive Rebounds...	22 vs Phoenix 9/12
Total Rebounds.....	30 vs Phoenix 9/12
Assists.....	16 vs Phoenix 9/12
Steals.....	11 vs Phoenix 9/12
Turnovers.....	10 vs Phoenix 9/12
Blocked Shots.....	-
Personal Fouls.....	20 vs Phoenix 9/12

OPPONENT HIGHS

Points, Game.....	66 vs Phoenix 9/12
Points, First Half.....	42 vs Phoenix 9/12
Points, Second Half.....	24 vs Phoenix 9/12
Points, 1Q.....	23 vs Phoenix 9/12
Points, 2Q.....	19 vs Phoenix 9/12
Points, 3Q.....	6 vs Phoenix 9/12
Points, 4Q.....	18 vs Phoenix 9/12
Points, OT.....	-
Field Goals Made, 1H.....	13 vs Phoenix 9/12
Field Goals Att, 1H.....	28 vs Phoenix 9/12
Field Goal %, 1H.....	46.4% vs Phoenix 9/12
Field Goals Made, 2H.....	8 vs Phoenix 9/12
Field Goals Att, 2H.....	27 vs Phoenix 9/12
Field Goal %, 2H.....	29.6% vs Phoenix 9/12
Field Goals Made,Game	21 vs Phoenix 9/12
Field Goals Att,Game	55 vs Phoenix 9/12
Field Goal %, Game	38.2 vs Phoenix 9/12
3FG Made.....	8 vs Phoenix 9/12
3FG Att.....	18 vs Phoenix 9/12
3FG Percentage.....	44.4% vs Phoenix 9/12
Free Throws Made.....	16 vs Phoenix 9/12
Free Throws Att.....	21 vs Phoenix 9/12
FT Percentage.....	76.2% vs Phoenix 9/12
Offensive Rebounds....	7 vs Phoenix 9/12
Defensive Rebounds...	27 vs Phoenix 9/12
Total Rebounds.....	34 vs Phoenix 9/12
Assists.....	17 vs Phoenix 9/12
Steals.....	5 vs Phoenix 9/12
Turnovers.....	16 vs Phoenix 9/12
Blocked Shots.....	1 vs Phoenix 9/12
Personal Fouls.....	26 vs Phoenix 9/12

Largest lead at any time.... 13 vs Phoenix 9/12

Largest deficit at any time.... 8 vs Phoenix 9/12

LOS ANGELES SPARKS LOWS

-Points, Game.....	-
-Points, First Half.....	-
-Points, Second Half.....	-
-Points, 1Q.....	-
-Points, 2Q.....	-
-Points, 3Q.....	-
-Points, 4Q.....	-
-Points, OT.....	-
-Field Goals Made, 1H...	-
-Field Goals Att, 1H.....	-
-Field Goal %, 1H.....	-
-Field Goals Made, 2H....	-
-Field Goals Att, 2H.....	-
-Field Goal %, 2H.....	-
-Field Goals Made,Game.	-
-Field Goals Att,Game.....	-
-Field Goal %,Game.....	-
-3FG Made, Game.....	-
-3FG Att, Game.....	-
-3FG Percentage, Game..	-
-Free Throws Made.....	-
-Free Throws Att.....	-
-FT Percentage.....	-
-Offensive Rebounds....	-
-Defensive Rebounds...	-
-Total Rebounds.....	-
-Assists.....	-
-Steals.....	-
-Turnovers.....	-
-Blocked Shots.....	-
-Personal Fouls.....	-

OPPONENT LOWS

-Points, Game.....	-
-Points, First Half.....	-
-Points, Second Half.....	-
-Points, 1Q.....	-
-Points, 2Q.....	-
-Points, 3Q.....	-
-Points, 4Q.....	-
-Points, OT.....	-
-Field Goals Made, 1H...	-
-Field Goals Att, 1H.....	-
-Field Goal %, 1H.....	-
-Field Goals Made, 2H...	-
-Field Goals Att, 2H.....	-
-Field Goal %, 2H.....	-
-Field Goals Made,Game	-
-Field Goals Att,Game	-
-Field Goal %, Game....	-
-3FG Made.....	-
-3FG Att.....	-
-3FG Percentage.....	-
-Free Throws Made.....	-
-Free Throws Att.....	-
-FT Percentage.....	-
-Offensive Rebounds....	-
-Defensive Rebounds...	-
-Total Rebounds.....	-
-Assists.....	-
-Steals.....	-
-Turnovers.....	-
-Blocked Shots.....	-
-Personal Fouls.....	-

2017 PLAYOFFS OFFENSIVE TALLIES

PLAYER	G-GS	10-19 PTS	20-29 PTS	30+ PTS	10+ REB	5+ AST	DBL-DBL	TPL-DBL
Alana Beard	1-1	1						
Essence Carson	1-0							
Maimouna Diarra	0-0							
Chelsea Gray	1-1	1				1		
Sandrine Gruda	0-0							
Tiffany Jackson-Jones	0-0							
Jantel Lavender	1-0							
Nneka Ogwumike	1-1	1						
Candace Parker	1-1	1						
Odyssey Sims	1-1	1				1		
Sydney Wiese	0-0							
Riquna Williams	0-0							

2017 PLAYOFFS OFFENSIVE LEADERS (INCLUDES TIES)

PLAYER	MINUTES	POINTS	REBOUNDS	ASSISTS	STEALS	BLOCKS
Alana Beard						
Essence Carson						
Maimouna Diarra						
Chelsea Gray				1		
Sandrine Gruda						
Tiffany Jackson-Jones						
Jantel Lavender						
Nneka Ogwumike		1	1		1	
Candace Parker						
Odyssey Sims	1					
Sydney Wiese						
Riquna Williams						

2017 PLAYOFFS INDIVIDUAL HIGH PERFORMANCES

Sparks Individual Highs:

Points.....	19 Nneka Ogumike vs Phoenix 9/12
Field Goals Made...	8 Nneka Ogumike vs Phoenix 9/12
Field Goals Att.....	14 Nneka Ogumike vs Phoenix 9/12 Chelsea Gray vs Phoenix 9/12
FG% (Min. 8 FGM)....	57.1% Nneka Ogumike vs Phoenix 9/12
3FG Made.....	2 Candace Parker vs Phoenix 9/12 Chelsea Gray vs Phoenix 9/12
3FG Att.....	5 Chelsea Gray vs Phoenix 9/12
Free Throws Made...	5 Candace Parker vs Phoenix 9/12
Free Throws Att.....	6 Nneka Ogumike vs Phoenix 9/12
FT%(Min. 8 FTM).....	-
Offensive Rebounds	4 Nneka Ogumike vs Phoenix 9/12
Defensive Rebounds	6 Candace Parker vs Phoenix 9/12
Total Rebounds.....	9 Nneka Ogumike vs Phoenix 9/12
Assists.....	6 Chelsea Gray vs Phoenix 9/12
Steals.....	3 Nneka Ogumike vs Phoenix 9/12
Turnovers.....	4 Candace Parker vs Phoenix 9/12
Blocked Shots.....	-
Personal Fouls.....	5 Candace Parker vs Phoenix 9/12
Minutes Played.....	36 Odyssey Sims vs Phoenix 9/12

Opponent Individual Highs:

Points.....	19 Leilani Mitchell vs Phoenix 9/12
Field Goals Made...	6 Brittney Griner vs Phoenix 9/12
Field Goals Att.....	12 Brittney Griner vs Phoenix 9/12
FG% (Min. 8 FGM)...	-
3FG Made.....	5 Leilani Mitchell vs Phoenix 9/12
3FG Att.....	7 Leilani Mitchell vs Phoenix 9/12
Free Throws Made...	6 Brittney Griner vs Phoenix 9/12
Free Throws Att.....	8 Brittney Griner vs Phoenix 9/12
FT%(Min. 8 FTM).....	-
Offensive Rebounds	3 Emma Cannon vs Phoenix 9/12
Defensive Rebounds	10 Camille Little vs Phoenix 9/12
Total Rebounds.....	11 Camille Little vs Phoenix 9/12
Assists.....	4 Leilani Mitchell vs Phoenix 9/12
Steals.....	2 Yvonne Turner vs Phoenix 9/12 Monique Currie vs Phoenix 9/12
Turnovers.....	5 Brittney Griner vs Phoenix 9/12
Blocked Shots.....	1 Cayla George vs Phoenix 9/12
Personal Fouls.....	6 Brittney Griner vs Phoenix 9/12 Camille Little vs Phoenix 9/12
Minutes Played	33 Diana Taurasi vs Phoenix 9/12

EXP: 11

G-GS	PPG	RPG	APG	SPG	BPG	MPG	FG%	3FG%	FT%
1-1	11.0	3.0	0.0	2.0	0.0	34.0	83.3	0.0	50.0

	2017 Playoff Highs	Career Highs
PTS	11 vs PHO 9/12	33, @ PHO 6/4/08
REB	3 vs PHO 9/12	10, 3 Times
AST	-	10, @ SAN 6/28/12
STL	2 vs PHO 9/12	7, 3 Times
BLK	-	4, 2 Times
FGM	5 vs PHO 9/12	13, vs SEA 7/23/06
3FGM	-	6, @ ATL 6/3/08
FTM	1 vs PHO 9/12	11 (2 times)
MINs	34 vs PHO 9/12	48, vs IND 6/18/05

-Played 34 minutes, shooting 5-6 from the field, 1-2 from the free throw line, had 3 rebounds, 2 steals, and scored 11 points against Phoenix in Game 1 on 9/12.

[illegible]

EXP: 9

G-GS	PPG	RPG	APG	SPG	BPG	MPG	FG%	3FG%	FT%
1-0	4.0	1.0	0.0	0.0	0.0	15.0	50.0	0.0	100

	2017 Playoff Highs	Career Highs
PTS	4 vs PHO 9/12	28 VS. DET 9/10/09
REB	1 vs PHO 9/12	11, vs. CHI 7/6/12
AST	-	7, @ CHI 6/30/15
STL	-	5, vs. CON 8/18/11
BLK	-	3, 3 Times
FGM	1 vs PHO 9/12	11, 2 Times
3FGM	-	4, vs. SAC 7/23/09
FTM	2 vs PHO 9/12	6, 2 Times
MINs	15 vs PHO 9/12	46 (Indiana - 6/26/2008)

-Played 15 minutes, shooting 1-2 from the field, 2-2 from the free throw line, had 1 rebound, and scored 4 points in Game 1 against Phoenix on 9/12.

[illegible]

2017 Playoffs Averages:

	2017 Playoff Highs	Career Highs
PTS	-	2 vs PHO 6/18/17
REB	-	4 vs ATL 9/1/17
AST	-	1 @ WAS 8/16/17
STL	-	1, 2 Times
BLK	-	-
FGM	-	1 vs PHO 6/18/17
3FGM	-	-
FTM	-	1 vs DAL 7/30
MINs	-	6 vs PHO 6/18

2017 PLAYOFF NOTABLES
-Did not play against Phoenix in Game 1 due to Coach's Decision.

[illegible]

2017 Playoffs Averages:

	2017 Playoff Highs	Career Highs
PTS	13 vs PHO 9/12	25, vs ATL 5/27/17
REB	3 vs PHO 9/12	9, @ CHI 8/30/15
AST	6 vs PHO 9/12	10 @ CHI 8/18/17
STL	2 vs PHO 9/12	4 @ CHI 8/18/17
BLK	-	2, @ SAN 9/4/15
FGM	5 vs PHO 9/12	9 vs ATL 5/27/17
3FGM	2 vs PHO 9/12	5 vs SAS 8/22/17
FTM	1 vs PHO 9/12	8 vs SAS 6/15/17
MINs	35 vs PHO 9/12	48 @ CHI 8/18/17

-Played **playoff career high 35 minutes**, shooting 5-14 from the field, 2-5 from 3-point range, 1-1 from the free throw line, **tied a playoff career high with 3 rebounds**, game high 6 assists, 2 steals, and scored 13 points against Phoenix in Game 1.

[illegible]

#7	SANDRINE GRUDA	F-C	6-4	185	6/25/87	FRANCE	EXP: 5
----	----------------	-----	-----	-----	---------	--------	--------

2017 Playoffs Averages:

[illegible]

	2017 Playoff Highs	Career Highs
PTS	-	24, NYL 8/21/09
REB	-	12, NYL 8/21/09
AST	-	4, 4 times
STL	-	4, Houston 7/1/08
BLK	-	4, 2 times
FGM	-	12, NYL 8/21/09
3FGM	-	1, 2 times
FTM	-	9 -
MINS	-	41, WSH 8/14/09

2017 PLAYOFF NOTABLES

- Did not play against Phoenix in Game 1 due to Coach's Decision.

GAME BY GAME STATS

[illegible]

#33	TIFFANY JACKSON-JONES	FORWARD	6-3	4/26/85	TEXAS	EXP: 8
-----	-----------------------	---------	-----	---------	-------	--------

2017 Playoffs Averages:

[illegible]

	2017 Playoff Highs	Career Highs
PTS	-	27 (San Antonio - 8/6/2011)
REB	-	17 (Atlanta - 7/26/2011)
AST	-	6 (Washington - 6/18/2011)
STL	-	4 (Chicago - 7/13/2011)
BLK	-	4 (Los Angeles - 6/29/2007)
FGM	-	10 (San Antonio - 8/6/2011)
3FGM	-	1 (Seattle - 6/27/2010)
FTM	-	12
MINS	-	43 (San Antonio - 9/11/2011)

2017 PLAYOFF NOTABLES

-Did not play against Phoenix in Game 1 due to Coach's Decision.

GAME BY GAME STATS

[illegible]

2017 Playoffs Averages:

G-GS	PPG	RPG	APG	SPG	BPG	MPG	FG%	3FG%	FT%
1-0	5.0	7.0	1.0	2.0	0.0	17.0	22.2	0.0	100

	2017 Playoff Highs	Career Highs
PTS	5 vs PHO 9/12	25, 2 Times
REB	7 vs PHO 9/12	13, 4 Times
AST	1 vs PHO 9/12	5, vs CHI 6/6/14
STL	2 vs PHO 9/12	3, vs CHI 6/6/14
BLK	-	5, @ SAN 8/23/15
FGM	2 vs PHO 9/12	11, 2 Times
3FGM	-	2 @ SAS 7/28
FTM	1 vs PHO 9/12	8, vs SAN 8/30/15
MINs	17 vs PHO 9/12	43, @ CON 6/26/15

2017 PLAYOFF NOTABLES

Came off the bench and played 17 minutes, shooting 2-9 from the field, 1-1 from the free throw line, had 7 rebounds, 1 assist, **tied playoff career high 2 steals**, and scored 5 points in Game 1 against Phoenix.

GAME BY GAME STATS

[illegible]

2017 Playoffs Averages:

G-GS	PPG	RPG	APG	SPG	BPG	MPG	FG%	3FG%	FT%
1-1	19.0	9.0	1.0	3.0	0.0	34.0	57.1	0.0	50.0

	2017 Playoff Highs	Career Highs
PTS	19 vs PHO 9/12	38 vs. ATL 6/30/16
REB	9 vs PHO 9/12	20, @ IND 7/12/12
AST	1 vs PHO 9/12	8, Twice
STL	3 vs PHO 9/12	6 vs. CHI 6/1/14
BLK	-	5 vs. ATL 6/30/16
FGM	8 vs PHO 9/12	13, twice
3FGM	-	3 vs SEA 5/13/17
FTM	3 vs PHO 9/12	14 vs. WAS, 9/3/15
MINs	34 vs PHO 9/12	47 @ CHI 8/18/17

2017 PLAYOFF NOTABLES

-Played 34 minutes, shooting 8-14 from the field, 3-6 from the free throw line, had the game high 9 rebounds, 1 assist, 3 steals, and scored a game high 19 points in Game 1 against Phoenix.

GAME BY GAME STATS

[illegible]

#3	CANDACE PARKER	FORWARD/CENTER	6-4	4/19/86	TENNESSEE	EXP: 9
----	----------------	----------------	-----	---------	-----------	--------

2017 Playoffs Averages:

G-GS	PPG	RPG	APG	SPG	BPG	MPG	FG%	3FG%	FT%
1-1	15.0	6.0	3.0	1.0	0.0	29.0	40.0	50.0	100

	2017 Playoff Highs	Career Highs
PTS	15 vs PHO 9/12	40, vs HOU 7/9/08
REB	6 vs PHO 9/12	20, @ SAN 6/1/13
AST	3 vs PHO 9/12	11 @ SAS 7/28/17
STL	1 vs PHO 9/12	8, vs IND 8/18/15
BLK	-	9, vs TUL 6/20/12
FGM	4 vs PHO 9/12	15 vs HOU 7/9/2008
3FGM	2 vs PHO 9/12	5, vs TUL 9/6/15
FTM	5 vs PHO 9/12	14 vs CHI 10/5/16
MINs	29 vs PHO 9/12	48, Twice

2017 PLAYOFF NOTABLES

-Played 29 minutes, shooting 4-10 from the field, 2-4 from 3-point range, perfect 5-5 from the free throw line, had 6 rebounds, 3 assists, 1 steal, and scored 15 points in Game 1 against Phoenix.

GAME BY GAME STATS

[illegible]

#1	ODYSSEY SIMS	GUARD	5-8	7/13/92	BAYLOR	EXP: 3
----	--------------	-------	-----	---------	--------	--------

2017 Playoffs Averages:

G-GS	PPG	RPG	APG	SPG	BPG	MPG	FG%	3FG%	FT%
1-1	12.0	1.0	5.0	1.0	0.0	36.0	33.3	0.0	100

	2017 Playoff Highs	Career Highs
PTS	12 vs PHO 9/12	39 (San Antonio - 7/22/2014)
REB	1 vs PHO 9/12	7 (4 Times)
AST	5 vs PHO 9/12	10, (2 times)
STL	1 vs PHO 9/12	5 (Los Angeles - 6/19/2014)
BLK	-	2 (3 Times)
FGM	4 vs PHO 9/12	15 (San Antonio - 7/22/2014)
3FGM	-	5 (2 Times)
FTM	4 vs PHO 9/12	15 @ NYL 8/15/2015
MINs	36 vs PHO 9/12	47 (Phoenix - 6/18/2016)

2017 PLAYOFF NOTABLES

-Played game high 36 minutes, shooting 4-12 from the field, perfect 4-4 from the free throw line, had 1 rebound, 5 assits, 1 steal, and scored 12 points in Game 1 against Phoenix.

GAME BY GAME STATS

[illegible]

#24	SYDNEY WIESE	GUARD	6-0	6/16/95	OREGON STATE	EXP: R
-----	--------------	-------	-----	---------	--------------	--------

2017 Playoffs Averages:

G-GS	PPG	RPG	APG	SPG	BPG	MPG	FG%	3FG%	FT%
0-0	0	0	0	0	0	0	0	0	0

	2017 Playoff Highs	Career Highs
PTS	-	22 vs WAS 5/19/17
REB	-	3, 3 times
AST	-	2, 2 times
STL	-	1, 5 times
BLK	-	1, 3 times
FGM	-	8 vs WAS 5/19/17
3FGM	-	6 vs WAS 5/19/17
FTM	-	3 vs NYL 8/4/17
MINs	-	27 vs WAS 5/19/17

2017 PLAYOFF NOTABLES

-Did not play against Phoenix in Game 1 due to Coach's Decision.

GAME BY GAME STATS

[illegible]

#2	RIQUNA WILLIAMS	GUARD	5-7	5/28/90	MIAMI(FLA)	EXP: 4
----	-----------------	-------	-----	---------	------------	--------

2017 Playoffs Averages:

G-GS	PPG	RPG	APG	SPG	BPG	MPG	FG%	3FG%	FT%
0-0	0	0	0	0	0	0	0	0	0

	2017 Playoff Highs	Career Highs
PTS	-	51 (San Antonio - 9/8/2013)
REB	-	9 (Seattle - 9/12/2013)
AST	-	6 (3 Times)
STL	-	5 (3 Times)
BLK	-	2 (5 Times)
FGM	-	17 (San Antonio - 9/8/2013)
3FGM	-	8 (San Antonio - 9/8/2013)
FTM	-	18 (Atlanta - 7/72015)
MINs	-	39 (Phoenix - 8/4/2015)

2017 PLAYOFF NOTABLES

-Did not play against Phoenix in Game 1 due to Coach's Decision.

GAME BY GAME STATS

[illegible]

LOS ANGELES' ALANA BEARD NAMED 2017 WNBA DEFENSIVE PLAYER OF THE YEAR

NEW YORK, Sept. 12, 2017 – Los Angeles Sparks guard/forward Alana Beard has been named the 2017 WNBA Defensive Player of the Year, the WNBA announced today. Beard earned the honor for the first time in her 12-year career and became the second Sparks player to win the award, joining Lisa Leslie (2004, 2008).

Beard received 28 votes from a national panel of 40 sportswriters and broadcasters. Three-time WNBA Defensive Player of the Year Sylvia Fowles of the Minnesota Lynx finished second with five votes, while two-time winner Brittney Griner of the Phoenix Mercury was third with four votes. Sparks forward Candace Parker earned two votes and Connecticut Sun forward Alyssa Thomas received one vote.

Beard led the WNBA in steals for the first time, averaging 2.09 per game while starting all 34 of Los Angeles' games. Behind Beard, the Sparks paced the WNBA in steals (9.29 spg) and opponents' turnovers per game (16.4). They also ranked second in defensive rating (96.0 points per 100 possessions) and points allowed (75.2 ppg).

On Aug. 18, the four-time All-Star had a season-high seven defensive rebounds to go with a season-high-tying five steals in a 115-106 double-overtime road win against the Chicago Sky. Beard also had five steals in a 78-68 home victory against the Seattle Storm on May 13, the opening day of the WNBA season.

Also this season, Beard averaged 6.9 points, 3.3 rebounds and 2.2 assists and shot a career-best 49.7 percent from the field. Her contributions helped the defending champion Sparks (26-8) finish with the third-most victories in franchise history and earn a double bye as the No. 2 seed in the WNBA Playoffs 2017 presented by Verizon. Los Angeles opens its postseason tonight against Phoenix in Game 1 of the Semifinals (10 p.m. ET, ESPN2).

Beard has been selected to the WNBA All-Defensive Team seven times. The former Duke star was the second overall pick in the 2004 WNBA Draft and played six seasons for the Washington Mystics before joining the Sparks in 2012. She ranks fourth on the WNBA's all-time steals list with 654, the most among active players.

In honor of being named the WNBA Defensive Player of the Year, Beard will receive \$5,000 and a specially designed trophy from Tiffany & Co.

WNBA DEFENSIVE PLAYER OF THE YEAR ALANA BEARD HEADLINES 2017 WNBA ALL-DEFENSIVE TEAM

NEW YORK, Sept. 12, 2017 – Los Angeles Sparks guard/forward Alana Beard, this season's WNBA Defensive Player of the Year, leads the 2017 WNBA All-Defensive Team, the WNBA announced today. This marks the fourth All-Defensive First Team selection for Beard, who became the second Sparks player to win Defensive Player of the Year (Lisa Leslie, 2004 and 2008).

Beard received 11 First Team votes (55 points) from a panel of the WNBA's head coaches, making her the only unanimous pick. The 12 coaches selected First and Second Teams by position and were not permitted to vote for players from their own teams. Players earned five points for each First Team vote and three points for each Second Team vote.

Joining Beard on the WNBA All-Defensive First Team are Sparks forward Nneka Ogumike (49 points), Minnesota Lynx center Sylvia Fowles (49 points), Connecticut Sun guard Jasmine Thomas (49 points) and New York Liberty forward Tina Charles (22 points).

The WNBA All-Defensive Second Team consists of Phoenix Mercury center Brittney Griner (41 points), Connecticut forward Alyssa Thomas (21 points), Minnesota's Rebekkah Brunson (20 points) at forward and Maya Moore (16 points) at guard, and Indiana Fever guard Briann January (13 points).

Beard led the WNBA in steals for the first time, averaging 2.09 per game while starting all 34 of Los Angeles' games. In addition to her four All-Defensive First Team selections, Beard has four Second Team nods.

Ogumike makes her third straight appearance on the All-Defensive First Team. The 2016 WNBA MVP ranked third in the league in steals with 1.85 per game and tied for eighth in defensive rebounds with 5.9. Behind Beard and Ogumike, the Sparks were second in defensive rating (96.0 points per 100 possessions) and points allowed (75.2 ppg).

For Fowles, a three-time Defensive Player of the Year, the All-Defensive appearance is her eighth overall and sixth on the First Team. She tied for second in the league in blocks with 1.97 per game, ranked fifth in defensive rebounds with 6.8 and contributed 1.29 steals. The four-time All-Star selection anchored a Minnesota defense that led the WNBA in defensive rating (94.1) and points allowed (74.2 ppg).

Jasmine Thomas made the All-Defensive First Team for the first time in her seven-year career after appearing as a Second Team selection for the first time last season. The 2017 All-Star averaged a career-high 1.59 steals (fourth in the WNBA), including a season-high five steals in three straight games from July 8-13.

SPARK PLUGS / COMMUNITY CORNER

Sparks on the WNBA's All-Time Leader Boards Regular Season

Career Points Leaders

20. Tina Charles	4716
22. Penny Taylor	4606
23. Alana Beard	4567
24. Candace Parker	4558
25. Jia Perkins	4435
26. Maya Moore	4372

Career Rebounds Leaders

15. Tangela Smith	2335
16. Candace Parker	2295
17. Crystal Langhorne	2243
18. Erika de Souza	2220

Career Steals Leaders

2. Ticha Penicheiro	764
3. Sheryl Swoopes	657
4. Alana Beard	654
5. Jia Perkins	634

Career Assists Leaders

20. Dominique Canty	1051
21. Sheryl Swoopes	1037
22. Candace Parker	1008
23. Alana Beard	988
24. Nikki Teasley	982
25. Kara Lawson	950

Career Blocks Leaders

7. Ruth Riley	505
8. Brittney Griner	487
9. Candace Parker	468
10. Taj McWilliams-Franklin	443

Career Field Goals Made Leaders

20. Swin Cash	1773
21. Alana Beard	1731
22. Angel McCoughtry	1728
23. Candace Parker	1725

NEW YORK'S CHARLES, LOS ANGELES' PARKER NAMED WNBA PLAYERS OF THE WEEK

NEW YORK, Aug. 28, 2017 – Tina Charles of the New York Liberty and Candace Parker of the Los Angeles Sparks today were named the WNBA's Eastern and Western Conference Players of the Week, respectively, for games played Aug. 21-27.

Charles was selected Player of the Week for the 27th time in eight seasons, extending her WNBA record. This is her sixth Eastern Conference Player of the Week honor this season.

Behind Charles, New York went 3-0 last week to extend its winning streak to eight games and improve to 20-12 for the season. The 6-4 center ranked fourth among East players in scoring (18.3 ppg) and fifth in rebounding (8.0 rpg). She also was second in three-point field goal percentage (62.5, 5-of-8) and tied for second in steals (2.0 spg).

The 2012 WNBA MVP opened her week with 13 points, nine rebounds and three assists in just 25 minutes as New York defeated the host Indiana Fever 71-50 on Aug. 23. She then posted 20 points, seven rebounds and three steals in a 74-66 home win over the Washington Mystics on Aug. 25. Charles capped the week with 22 points and eight rebounds in 22 minutes during a 92-62 victory over the Chicago Sky at Madison Square Garden on Aug. 27 – the former University of Connecticut star's 19th 20-point game of the season.

Parker was named Western Conference Player of the Week for fourth time this season. She raised her career total to 22 Player of the Week awards in 10 seasons.

With the 6-4 forward-center leading the way, Los Angeles went 3-0 for the week to improve to 24-8 and move within a half-game of the league-leading Minnesota Lynx (24-7). Parker tied for sixth among West players in scoring (16.0 ppg), was fifth in rebounding (7.3 rpg) and contributed 3.7 assists per game. She also converted six of her 14 three-point field goal attempts (42.9 percent).

A two-time MVP (2008, 2013), Parker's week was highlighted by a game-high 24-point effort in a 78-67 defeat of the visiting Lynx on Aug. 27. She also finished with 10 rebounds, three assists and two steals in the win. The former University of Tennessee standout began the week with 12 points, six assists and five rebounds in just 24 minutes in a 75-55 home win over the San Antonio Stars on Aug. 22. Her week also included a 12-point, seven-rebound performance in an 82-67 win at the Phoenix Mercury on Aug. 24.

Other candidates for the Eastern and Western Conference Players of the Week were the Atlanta Dream's Tiffany Hayes and Elizabeth Williams, Chicago's Stefanie Dolson, the Connecticut Sun's Alyssa Thomas, the Dallas Wings' Skylar Diggins-Smith, Los Angeles' Nneka Ogumike and Odyssey Sims, Phoenix's Brittney Griner and Washington's Elena Delle Donne and Emma Meesseman.

For more information on the WNBA Players of the Week, visit www.wnba.com/awards.

The 2017 WNBA regular season runs through Sept. 3 and the playoffs begin on Sept. 6. For more information on the WNBA and game tickets, fans may visit www.wnba.com.

NEW YORK'S CHARLES, LOS ANGELES' PARKER NAMED WNBA PLAYERS OF THE MONTH

NEW YORK, Sept. 5, 2017 – Tina Charles of the New York Liberty and Candace Parker of the Los Angeles Sparks today were named the WNBA's Eastern and Western Conference Players of the Month, respectively, for games played Aug. 1-Sept. 3 – the final month of the 2017 regular season.

Led by Parker, Los Angeles went 9-2 over its final 11 games to finish with the WNBA's second-best record at 26-8. As the No. 2 playoff seed, the Sparks earned a double bye into the best-of-five semifinals.

Parker ranked sixth among West players in scoring (18.5 ppg) and fourth in rebounding (8.1 rpg) during the month. She also averaged 1.55 steals and 1.1 blocked shots.

The two-time WNBA MVP opened August with back-to-back games of at least 20 points. She recorded 24 points, six assists and four rebounds in an 87-74 defeat of the visiting Liberty on Aug. 4. Two days later, she registered 21 points, nine rebounds and four steals in an 85-79 loss at Dallas.

Parker also powered the Sparks past the top-seeded Minnesota Lynx twice. The 2016 WNBA Finals MVP had 19 points, 10 rebounds, three assists and two blocks in a 70-64 win at Minnesota on Aug. 11. She then scored a game-high 24 points and added 10 rebounds, three assists and two blocks in a 78-67 home win on Aug. 27.

Additional highlights of Parker's play included:

- Aug. 18 at Chicago: Scored 29 points and added 12 rebounds and six assists in a 115-106 double-overtime win over the Sky.
- Sept. 3 vs. Connecticut: Recorded 12 points, 14 rebounds and four assists in an 81-70 victory over the Sun.

Other candidates for the Eastern and Western Conference Players of the Month were the Atlanta Dream's Brittney Sykes, Chicago's Stefanie Dolson and Courtney Vandersloot, Connecticut's Jonquel Jones and Alyssa Thomas, Dallas' Skylar Diggins-Smith and Glory Johnson, Los Angeles' Nneka Ogumike, Minnesota's Sylvia Fowles, the Phoenix Mercury's Brittney Griner, the Seattle Storm's Jewell Loyd and Breanna Stewart, and the Washington Mystics' Emma Meesseman.

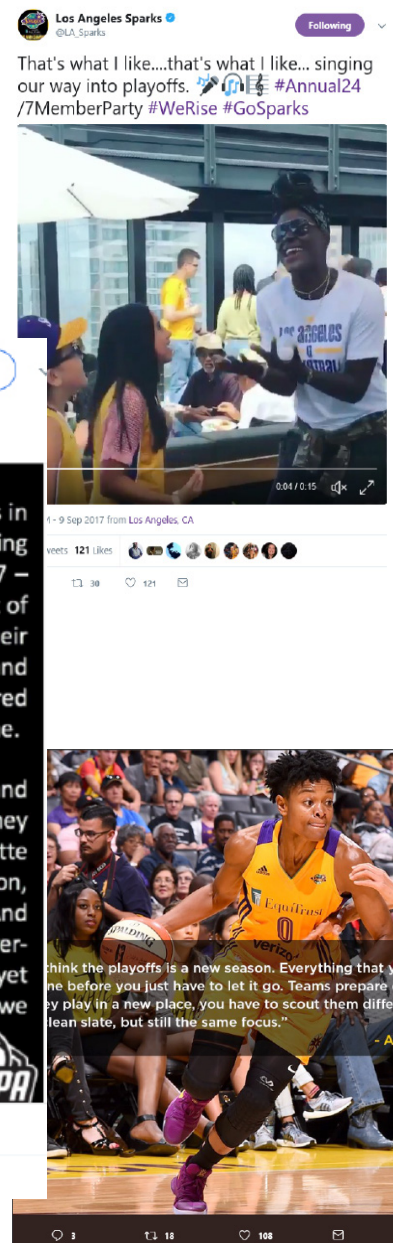
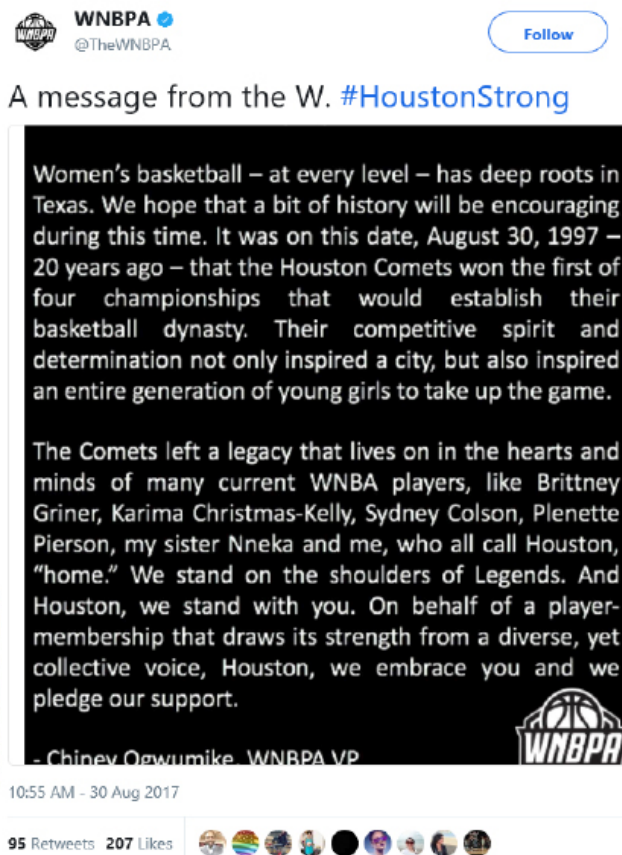
For more information on the WNBA Players of the Week, visit www.wnba.com/awards.

The 2017 WNBA regular season concluded on Sept. 3 and the playoffs begin on Sept. 6. For more information on the WNBA and game tickets, fans may visit www.wnba.com.

2017 LOS ANGELES SPARKS SOCIAL MEDIA ROSTER

NO	PLAYER	TWITTER HANDLE	WEBSITE
0	Alana Beard	@Alanabeard20	
17	Essence Carson	@Pr3pe	https://soundcloud.com/PR3PE
26	Maimouna Diarra		
12	Chelsea Gray	@cgray209	
7	Sandrine Gruda	@Sandrine_Gruda	http://www.sandrinegruda.fr/news/
33	Tiffany Jackson-Jones	@tiffjack3	
42	Jantel Lavender	@jlav42	
30	Nneka Ogumike	@Nnemkadi30	https://www.instagram.com/nnemkadi/
3	Candace Parker	@Candace_Parker	http://candaceparker.com/
1	Odyssey Sims	@Lucky_Lefty0	
24	Sydney Wiese	@swiesebaby24	https://www.instagram.com/swiesebaby24/
2	Riquna Williams	@riquna_w	
	Brian Agler	@brian_agler	
	Tonya Edwards		
	Bobby Kelsey	@BobbieKelsey	
	Los Angeles Sparks Official	@LA_Sparks	http://sparks.wnba.com/

2017 LOS ANGELES SPARKS ON SOCIAL MEDIA



BRIAN AGLER BIOGRAPHY

WNBA Head Coaching Record: 250-205
Los Angeles Sparks Head Coaching Record: 66-36
Seasons in the WNBA: 14th Season
Seasons with the Sparks: 3rd Season

HEAD COACH BRIAN AGLER

On Jan. 5, 2015, Agler became the 12th head coach in Los Angeles Sparks history, bringing with him over 30 years of head-coaching experience, including 11 in the WNBA. In his first season with LA, Agler led the Sparks to a league-best 15th postseason appearance. Just one year later he led them to a 26-8 regular season mark and the 2016 WNBA championship, the third league title in the franchise's history.

Along the way, three Sparks players earned major WNBA awards in 2016 -- Nneka Ogwumike (league MVP); Candace (Finals MVP); and Jantel Lavender (Sixth Woman of the Year). The 2016 championship, when coupled with the one captured by his Seattle Storm in 2010, made Agler the first head coach in WNBA history to guide two different franchises to a title.

The all-time winningest coach in women's professional basketball history in the U.S. with 322 regular-season victories, Agler enters the 2017 campaign with 224 wins as a WNBA head coach and 72 from his tenure in the ABL. On June 6, 2017, when the Sparks faced the Chicago Sky at the Staples Center, Head Coach Brian Agler notched his **300th regular season career win as a head coach. After the 2017 regular season, Head Coach Brian Agler was resigned to a multi-year contract extension on September 12, 2017.**

Immediately prior to joining the Sparks, Agler spent seven seasons (2008-14) at the helm of the Storm, guiding Seattle to the playoffs in each of his first six campaigns and compiling an overall regular-season record of 136-102 (.571) during his tenure there. In 2010, when Agler was recognized as the WNBA Coach of the Year, his Storm – led by league MVP Lauren Jackson and All-Star Sue Bird – captured the franchise's second WNBA title with an impressive regular 28-6 season record and a 7-0 run through the postseason.

Agler first joined the WNBA as Head Coach and GM of the expansion Minnesota Lynx from 1999-2002, where he compiled a 42-54 (.438) record. Following that, Agler was an assistant with the Phoenix Mercury in 2004 before spending 2005-07 as an assistant with the San Antonio Stars.

Agler's move to the WNBA's Lynx in 1999 followed three seasons as head coach of the ABL's Columbus Quest from 1996-1999, when his teams compiled a 72-18 regular-season record and a 10-4 mark in the postseason. Agler led the Quest to back-to-back ABL championships in 1997 and 1998 and was the ABL Coach of the Year for the 1996-97 campaign.

Agler spent 15 seasons coaching in the collegiate ranks, including 13 seasons as a head coach. He posted an impressive collegiate record of 248-135 (.648 winning percentage). From 1993-96 he served as the head women's basketball coach at Kansas State. In 1998, Agler took over as the head women's coach at the University of Missouri-Kansas City. In five seasons at UMKC, Agler was 85-54 and took the Kangaroos from a 9-16 record in 1988-89 to four straight winning seasons. Under his direction, UMKC led the NCAA in scoring defense three straight seasons (1990-93). In 1991, UMKC set an NCAA record, allowing just 51.8 points per game.

As the head women's basketball coach at Northeast Oklahoma A&M Junior College from 1984-88, Agler compiled a 124-42 record. In 1985-86, NEO A&M ranked second nationally at 30-2.

Agler attended Wittenberg University (Springfield, Oh.), where he starred on the basketball team, leading the Tigers to their only NCAA Division III basketball championship in basketball as a freshman. He started all 112 games during his career, leaving the school as the all-time assist leader (481). Agler was the MVP of the Ohio Athletic Conference and first-team All-America as a senior. In 1995, he was inducted into the Wittenberg Hall of Honor.

BRIAN AGLER BIOGRAPHY

BRIAN AGLER BY THE NUMBERS

WNBA CAREER HEAD COACHING STATS

Season	Team	Record	Pct.	Playoffs.
2017	Los Angeles Sparks	26-8	.765	1-0
2016	Los Angeles Sparks	26-8	.765	6-3
2015	Los Angeles Sparks	14-20	.412	1-2
2014	Seattle Storm	12-22	.353	
2013	Seattle Storm	17-17	.500	0-2
2012	Seattle Storm	16-18	.471	1-2
2011	Seattle Storm	21-13	.618	1-2
2010	Seattle Storm	28-6	.824	7-0
2009	Seattle Storm	20-14	.588	1-2
2008	Seattle Storm	22-12	.647	1-2
2002	Minnesota Lynx	6-13	.316	
2001	Minnesota Lynx	12-20	.375	
2000	Minnesota Lynx	15-17	.469	
1999	Minnesota Lynx	15-17	.469	
WNBA TOTALS		250-205	.549	19-15 .558

ABL CAREER HEAD COACHING STATS

Season	Team	Record	Pct.	Playoffs.	Pct.
1998-99	Columbus Quest	5-1	.833		
1997-98	Columbus Quest	36-8	.818	5-2	
1996-97	Columbus Quest	31-9	.775	5-2	
ABL TOTALS		72-18	.800	10-4	.714

CAREER HEAD COACHING STATS

League	Record	Pct.	Playoffs.	Pct.
WNBA	250-205	.549	19-15	.558
ABL	72-18	.800	10-4	.714
CAREER TOTALS	322-223	.591	29-19	.604

2017 REGULAR SEASON RECORD WHEN...

QUICK OVERVIEW	RECORD
Overall	26-8
Home	16-1
Road	10-7
vs. Western Conference	12-4
vs. Eastern Conference	14-4

BREAKDOWN	RECORD
vs. teams .500+ (day of game)	12-2
vs. teams sub .500 (day of game)	14-6
Games 1-10	7-3
Games 11-20	7-3
Games 21-34	12-2
Pre All-Star Break	14-6
Post All-Star Break	12-2

DAYS OF REST	
Back-to-back games	1-0
1 day between games	6-3
2 days between games	6-1
3 days between games	5-3
4+ days between games	8-1

BY DAY	RECORD	HOME	ROAD
Monday	1-0	1-0	
Tuesday	6-0	4-0	2-0
Wednesday	1-1		1-1
Thursday	3-2	2-1	1-1
Friday	7-1	3-0	4-1
Saturday	3-2	1-0	2-2
Sunday	5-2	5-0	0-2

BY MONTH	RECORD	HOME	ROAD
May	3-2	2-0	1-2
June	8-1	4-0	4-1
July	6-3	5-1	1-2
August	7-2	3-0	4-2
September	2-0	2-0	

SPARKS RECORD WHEN	RECORD
Shooting 45%+	21-4
Shooting sub 45%	5-4
Opponents shooting 45%+	8-5
Opponents shooting sub 45%	18-3
Bench outscores opponent bench	12-2
Bench outscored by opponent bench	12-6
Bench scoring is tied	2-0
Tied or more points in the paint	21-4
Fewer points in the paint	5-4
Score 70 + points	25-6
Score sub 70 points	1-2
Score 75+ points	24-5
Score sub 75 points	1-3
Opponent scores 75+ points	9-8
Opponent sub 75 points	17-0
More/tied rebounds than opponent	14-1
Fewer rebounds than opponent	12-7

STARTING LINEUPS	RECORD
Alana Beard, Nneka Ogumike, Tiffany Jackson-Jones, Riquna Williams, and Chelsea Gray	1-0
Essence Carson, Nneka Ogumike, Candace Parker, Alana Beard, and Chelsea Gray	9-5
Alana Beard, Nneka Ogumike, Candace Parker, Riquna Williams, and Chelsea Gray	4-1
Alana Beard, Nneka Ogumike, Candace Parker, Odyssey Sims, and Chelsea Gray	12-2

2017 REGULAR SEASON SUPERLATIVES

LOS ANGELES SPARKS HIGHS

Points, Game.....	115 @ Chicago 8/18 (2OT)
Points, First Half.....	59 vs Washington 5/19
Points, Second Half.....	54 @ New York 5/30
Points, 1Q.....	38 vs Phoenix 6/18
Points, 2Q.....	29 @ Washington 8/16
Points, 3Q.....	30, 2 times
Points, 4Q.....	29 @ Atlanta 5/27
Points, 1OT.....	11 @ Chicago 8/18
Points, 2OT.....	16 @ Chicago 8/18

Field Goals Made, 1H.....	22, 2 times
Field Goals Att, 1H.....	41, 2 times
Field Goal %, 1H.....	67.7%, 2 times
Field Goals Made, 2H.....	21 @ New York 5/30
Field Goals Att, 2H.....	44 @ Chicago 8/18
Field Goal %, 2H.....	65.6% @ New York 5/30
Field Goals Made,Game.	45 @ Chicago 8/18
Field Goals Att,Game.....	99 @ Chicago 8/18
Field Goal %,Game.....	61.5% @ Washington 8/16

3FG Made, Game.....	12 @ Chicago 8/18
3FG Att, Game	23, 3 times
3FG Percentage, Game....	60.0% @ Washington 8/16

Free Throws Made.....	31 vs Chicago 6/6
Free Throws Att.....	40 vs Chicago 6/6
FT Percentage.....	100%, 3 times

Offensive Rebounds....	14 @ Chicago 8/18
Defensive Rebounds...	33 vs Dallas 7/30
Total Rebounds.....	42 @ Chicago 8/18
Assists.....	34 @ Chicago 8/18
Steals.....	14 vs Seattle 5/13
Turnovers.....	21 @ Atlanta 5/27
Blocked Shots.....	7, 3 times
Personal Fouls.....	21, 2 times

OPPONENT HIGHS

Points, Game.....	106 @ Chicago 8/18 (2OT)
Points, First Half.....	48 vs Washington 5/19
Points, Second Half.....	55 @ Dallas 6/9
Points, 1Q.....	32 vs Connecticut 7/13
Points, 2Q.....	28 @ New York 8/13
Points, 3Q.....	27 @ Indiana 5/24
Points, 4Q.....	35 vs Dallas 6/13
Points, 1OT.....	11 @ Chicago 8/18
Points, 2OT.....	7 @ Chicago 8/18

Field Goals Made, 1H.....	18 @ Chicago 8/18
Field Goals Att, 1H.....	39, 2 times
Field Goal %, 1H.....	59.3% vs Seattle 5/13
Field Goals Made, 2H.....	20 @ Indiana 5/24
Field Goals Att, 2H.....	40 @ Dallas 8/6
Field Goal %, 2H.....	58.8% @ Indiana 5/24
Field Goals Made,Game	41 @ Chicago 8/18
Field Goals Att,Game	82 @ Chicago 8/18
Field Goal %, Game	53.7% @ Indiana 5/24

3FG Made.....	14 @ Chicago 8/18
3FG Att.....	28 vs Dallas 7/30
3FG Percentage.....	68.8% @ Indiana 5/24

Free Throws Made.....	30 vs Dallas 7/30
Free Throws Att.....	33 vs Dallas 7/30
FT Percentage.....	94.7% vs Washington 5/19

Offensive Rebounds....	16, 2 times
Defensive Rebounds...	32 @ Chicago 8/18
Total Rebounds.....	47 @ Dallas 8/6
Assists.....	31 @ Chicago 8/18
Steals.....	12 vs Connecticut 7/13
Turnovers.....	24 vs Seattle 5/13
Blocked Shots.....	8 @ Chicago 8/18
Personal Fouls.....	28 vs Chicago 6/6

Largest lead at any time.... 33, 2 times
Largest deficit at any time... 19 at Minnesota 7/6

LOS ANGELES SPARKS LOWS

-Points, Game.....	69 vs Seattle 7/25
-Points, First Half.....	30 vs Washington 7/2
-Points, Second Half.....	26 vs San Antonio 8/22
-Points, 1Q.....	14 @ Minnesota 7/6
-Points, 2Q.....	8 @ New York 8/13
-Points, 3Q.....	10, 2 times
-Points, 4Q.....	9 vs Minnesota 8/27
-Points, 1OT.....	-
-Points, 2OT.....	-

-Field Goals Made, 1H...	10 @ New York 5/30
-Field Goals Att, 1H.....	27 vs San Antonio 6/15
-Field Goal %, 1H.....	33.3% @ New York 5/30
-Field Goals Made, 2H...	9 vs Chicago 6/6
-Field Goals Att, 2H.....	26, 2 times
-Field Goal %, 2H.....	28.1% vs Chicago 6/6
-Field Goals Made,Game.	22 vs Chicago 6/6
-Field Goals Att,Game.....	56 vs San Antonio 6/15
-Field Goal %,Game.....	34.4% vs Chicago 6/6

-3FG Made, Game.....	1, vs Connecticut 9/3
-3FG Att, Game.....	6, vs Connecticut 9/3
-3FG Percentage, Game..	13.3% @ Dallas 8/6

-Free Throws Made.....	4 vs Seattle 5/13
-Free Throws Att.....	6, vs Connecticut 9/3
-FT Percentage.....	50.0% vs Seattle 5/13

-Offensive Rebounds....	3, 3 times
-Defensive Rebounds...	17 vs Seattle 5/13
-Total Rebounds.....	22, 2 times
-Assists.....	10 @ Seattle 7/8
-Steals.....	3 @ Atlanta 5/27
-Turnovers.....	6, 2 times
-Blocked Shots.....	0, 2 times
-Personal Fouls.....	10 vs Chicago 7/20

OPPONENT LOWS

-Points, Game.....	55 vs San Antonio 8/22
-Points, First Half.....	26 vs San Antonio 6/15
-Points, Second Half.....	22 vs Washington 7/2
-Points, 1Q.....	8 vs Dallas 6/13
-Points, 2Q.....	9 @ Atlanta 5/27
-Points, 3Q.....	8 @ Minnesota 8/11
-Points, 4Q.....	7 vs San Antonio 8/22
-Points, 1OT.....	-
-Points, 2OT.....	-

-Field Goals Made, 1H...	10, 2 times
-Field Goals Att, 1H.....	27, 4 times
-Field Goal %, 1H.....	29.4% vs Dallas 7/30
-Field Goals Made, 2H...	6 vs Atlanta 9/1
-Field Goals Att, 2H.....	23 vs SEA 5/13, @ SEA 7/8
-Field Goal %, 2H.....	22.2% vs Atlanta 9/1
-Field Goals Made,Game	17 vs Atlanta 9/1
-Field Goals Att,Game	53 vs Seattle 7/25
-Field Goal %, Game.....	28.8%, 2 times

-3FG Made.....	2 @ Atlanta 5/27
-3FG Att.....	8 @ Phoenix 8/24
-3FG Percentage.....	16.7% @ Atlanta 5/27

-Free Throws Made.....	3 vs Minnesota 8/27
-Free Throws Att.....	6 vs Minnesota 8/27
-FT Percentage.....	50.0%, 3 times

-Offensive Rebounds....	3, 2 times
-Defensive Rebounds...	13 @ Washington 8/16
-Total Rebounds.....	21 vs Dallas 7/30
-Assists.....	6 vs Atlanta 9/1
-Steals.....	3, 2 times
-Turnovers.....	8 @ Indiana 5/24
-Blocked Shots.....	0, 3 times
-Personal Fouls.....	11 @ Minnesota 7/6

2017 INDIVIDUAL HIGH PERFORMANCES

Sparks Individual Highs:

Points.....	32 Nneka Ogumike at Chicago 8/18
Field Goals Made...	13 Nneka Ogumike at Chicago 8/18
Field Goals Att.....	24 Nneka Ogumike at Chicago 8/18
FG% (Min. 8 FGM).....	88.9% (8-9) Nneka Ogumike vs Phoenix 6/18
3FG Made.....	6 Sydney Wiese vs Washington 5/19
3FG Att.....	10 Sydney Wiese vs Washington 5/19
Free Throws Made.....	10 Nneka Ogumike at Indiana 5/24
Free Throws Att.....	11 Nneka Ogumike at Indiana 5/24 Nneka Ogumike vs Chicago 6/6
FT%(Min. 8 FTM).....	100% (9-9) Nneka Ogumike vs Washington 5/19
Offensive Rebounds	7 Candace Parker vs Washington 7/2
Defensive Rebounds	17 Candace Parker at San Antonio 7/28
Total Rebounds.....	17 Candace Parker at San Antonio 7/28
Assists.....	11 Candace Parker at San Antonio 7/28
Steals.....	5 Alana Beard vs Seattle 5/13 Alana Beard at Chicago 8/18
Turnovers.....	7 Candace Parker vs Connecticut 7/13
Blocked Shots.....	5 Candace Parker at Connecticut 6/27
Personal Fouls.....	6 Essence Carson at Phoenix 6/10
Minutes Played.....	47:51 Chelsea Gray at Chicago 8/18

Opponent Individual Highs:

Points.....	28 Diggins-Smith vs Dallas 6/13
Field Goals Made...	11 Tina Charles at New York 5/30 Glory Johnson at Dallas 6/9
Field Goals Att.....	21 Tina Charles at New York 8/13
FG% (Min. 8 FGM)...	69.2% (9-13) Courtney Vandersloot at Chicago 8/18
3FG Made.....	6 Diana Taurasi at Phoenix 6/10
3FG Att.....	10 Diana Taurasi at Phoenix 6/10 Diana Taurasi vs Phoenix 6/18
Free Throws Made...	12 Skylar Diggins-Smith vs Dallas 6/13
Free Throws Att.....	13 Skylar Diggins-Smith vs Dallas 6/13
FT%(Min. 8 FTM).....	100% (10-10) Elena Delle Donne vs Washington 5/19 (8-8) Breanna Stewart at Seattle 7/8 (8-8) Kayla McBride at San Antonio 7/28
Offensive Rebounds	10 Jonquel Jones at Connecticut 6/27
Defensive Rebounds	11 Glory Johnson at Dallas 8/6
Total Rebounds.....	17 Jonquel Jones at Connecticut 6/27
Assists.....	14 Courtney Vandersloot vs Chicago 7/20
Steals.....	5 Jasmine Thomas vs Connecticut 7/13
Turnovers.....	9 Jewell Loyd vs Seattle 5/13
Blocked Shots.....	6 Breanna Stewart vs Seattle 7/25
Personal Fouls.....	6 Tiffany Hayes at Atlanta 6/30
Minutes Played	45:13 Allie Quigley at Chicago 8/18

2017 TOP INDIVIDUAL PERFORMANCES

POINTS

32	Nneka Ogumike at Chicago 8/18
29	Nneka Ogumike vs Connecticut 7/13
29	Candace Parker at Chicago 8/18
28	Nneka Ogumike at Dallas 6/9
28	Odyssey Sims at Phoenix 8/24
27	Nneka Ogumike at Minnesota 7/6
25	Chelsea Gray at Atlanta 5/27
25	Candace Parker at Dallas 6/9
24	Nneka Ogumike at Indiana 5/24
24	Chelsea Gray at Phoenix 6/10
24	Chelsea Gray vs Dallas 6/13
24	Nneka Ogumike vs Chicago 7/20
24	Candace Parker vs New York 8/4
24	Candace Parker vs Minnesota 8/27

FIELD GOALS

13	Nneka Ogumike at Chicago 8/18
12	Odyssey Sims at Phoenix 8/24
11	Candace Parker at Dallas 6/9
11	Nneka Ogumike at Dallas 6/9
11	Candace Parker at Chicago 8/18
10	Nneka Ogumike vs Seattle 5/13
10	Nneka Ogumike at Minnesota 7/6
10	Nneka Ogumike vs Connecticut 7/13
10	Candace Parker vs Dallas 7/30
10	Nneka Ogumike vs Dallas 7/30
10	Nneka Ogumike vs Connecticut 9/3

3-PT. FIELD GOALS

6	Sydney Wiese vs Washington 5/19
5	Chelsea Gray vs San Antonio 8/22
4	Chelsea Gray vs Connecticut 7/13
4	Chelsea Gray at Chicago 8/18

FREE THROWS

10	Nneka Ogumike at Indiana 5/24
9	Nneka Ogumike vs Washington 5/19
9	Nneka Ogumike vs Chicago 6/6
8	Chelsea Gray vs San Antonio 6/15

TOTAL REBOUNDS

17	Candace Parker at San Antonio 7/28
14	Nneka Ogumike at Minnesota 7/6
14	Nneka Ogumike vs San Antonio 8/22
14	Candace Parker vs Connecticut 9/3
13	Nneka Ogumike at Dallas 6/9
13	Candace Parker at Indiana 6/24
13	Candace Parker at Atlanta 6/30
12	Candace Parker at Indiana 5/24
12	Nneka Ogumike vs Indiana 7/17
12	Candace Parker at Chicago 8/18
11	Candace Parker at New York 5/30
11	Nneka Ogumike vs Chicago 6/6

OFFENSIVE REBOUNDS

7	Candace Parker vs Washington 7/2
6	Nneka Ogumike at Minnesota 7/6
5	Nneka Ogumike at Dallas 6/9
5	Nneka Ogumike at Chicago 8/18
4	Nneka Ogumike at Atlanta 5/27
4	Nneka Ogumike at New York 5/30

DEFENSIVE REBOUNDS

17	Candace Parker at San Antonio 7/28
14	Candace Parker vs Connecticut 9/3
13	Candace Parker at Indiana 6/24
11	Candace Parker at Indiana 5/24
11	Candace Parker at Chicago 8/18
10	Nneka Ogumike vs Chicago 6/6
10	Candace Parker at Atlanta 6/30
10	Nneka Ogumike vs Connecticut 7/13

BLOCKED SHOTS

5	Candace Parker at Connecticut 6/27
4	Candace Parker vs Indiana 7/17
4	Candace Parker at San Antonio 7/28
3	Candace Parker at Atlanta 5/27
3	Candace Parker vs Phoenix 6/18

ASSISTS

11	Candace Parker at San Antonio 7/28
10	Chelsea Gray at Chicago 8/18
10	Odyssey Sims at Chicago 8/18
8	Chelsea Gray vs Seattle 5/13
8	Chelsea Gray at Phoenix 6/10
8	Chelsea Gray vs Dallas 7/30
8	Odyssey Sims vs Dallas 7/30
8	Odyssey Sims at Phoenix 8/22
7	Candace Parker at Indiana 6/24
7	Odyssey Sims at Washington 8/16
7	Chelsea Gray vs Connecticut 9/3

STEALS

5	Alana Beard vs Seattle 5/13
5	Alana Beard at Chicago 8/18
5	Nneka Ogumike vs Connecticut 9/3
4	Alana Beard vs Chicago 6/6
4	Nneka Ogumike at New York 5/30
4	Nneka Ogumike vs Chicago 6/6
4	Nneka Ogumike at Phoenix 6/10
4	Candace Parker vs Chicago 7/20
4	Candace Parker at Dallas 8/6
4	Odyssey Sim at Washington 8/16

TURNOVERS

7	Candace Parker vs Connecticut 7/13
6	Chelsea Gray at Atlanta 5/27
6	Nneka Ogumike at Atlanta 6/30
5	Candace Parker at Atlanta 5/27
5	Candace Parker at Indiana 6/24
5	Candace Parker at Atlanta 6/30
5	Candace Parker at Dallas 8/6
5	Odyssey Sims at Dallas 8/6

MINUTES PLAYED

47:51	Chelsea Gray at Chicago 8/18
46:59	Nneka Ogumike at Chicago 8/18
41:12	Alana Beard at Chicago 8/18
40:07	Candace Parker at Chicago 8/18
40:05	Odyssey Sims at Chicago 8/18
38:49	Chelsea Gray vs Minnesota 8/27
37:56	Candace Parker at Dallas 6/9

#0	ALANA BEARD	GUARD/FORWARD	5-11	5/14/84	DUKE	EXP: 11
----	-------------	---------------	------	---------	------	---------

2017 Regular Season Averages:

G-GS	PPG	RPG	APG	SPG	BPG	MPG	FG%	3FG%	FT%
34-34	6.9	3.3	2.2	2.1	0.5	30.8	49.7	31.6	80.4

	2017 Season Highs	Career Highs
PTS	18 vs CHI 6/6	33, @ PHO 6/4/08
REB	10 @ CHI 8/18	10, 3 Times
AST	5, 3 times	10, @ SAN 6/28/12
STL	5, 2 times	7, 3 Times
BLK	2, 4 times	4, 2 Times
FGM	7 vs CHI 6/6	13, vs SEA 7/23/06
3FGM	1, 5 times	6, @ ATL 6/3/08
FTM	7 vs NYL 5/30	11 (2 times)
MINS	41 @ CHI 8/18	48, vs IND 6/18/05

2017 NOTABLES

- League leader in steals, averaging 2.1 spg and has at least one steal in 32 of 34 games this season.
- Beard is 4 steals away from passing Sheryl Swoopes for 3rd all-time and passed Angel McCoughtry for sole possession of 21st all-time.
- Named AP's Defensive Player of the Year.
- Named WNBA Defensive Player of the Year and WNBA All-Defensive First Team.
- Played 25 minutes, shooting 3-5 from the field, 1-1 from 3-point range, 2-2 from the free throw line, had 5 rebounds, 2 assists, 1 steal, 2 blocks, and scored 9 points against Connecticut on 9/3.
- Played 20 minutes, shot 1-5 from the field, had 2 rebounds, 1 steal, and scored 2 points against Atlanta on 9/1.
- Played 28 minutes, shot 1-4 from the field, perfect 2-2 from the free throw line, had 2 rebounds, tied the game high 3 steals with teammate Gray, 2 blocks, and scored 4 points against Minnesota on 8/27.
- Played 28 minutes, shot 1-2 from the field, 1-1 from the free throw line, had 3 rebounds, 2 assists, tied game high 3 steals with teammates Sims, Ogwumike, and Carson, and scored 3 points against Phoenix on 8/24.

GAME BY GAME STATS

Date	Opponent	MIN	FG-A	PTC	3PM-A	PTC	FTM-A	PTC	OFF	DEF	TOI	AST	STL	BLK	TO	PF	PTS
5/13	SEA	35	2-6	33.3	0-0	0.00	2-4	50.0	0	4	4	1	5	0	1	3	6
5/19	WAS	34	5-11	45.5	0-1	0.00	2-2	100	1	2	3	2	3	0	1	3	12
5/24	@IND	33	6-8	75.0	0-0	0.00	0-1	0.0	0	2	2	4	0	0	1	5	12
5/27	@ATL	33	1-2	50.0	0-0	0.00	2-2	100	2	3	5	3	0	0	1	4	4
5/30	@NYL	30	3-3	100	0-0	0.00	7-7	100	0	0	0	1	4	0	1	2	13
6/6	CHI	32	7-10	70.0	0-1	0.00	4-4	100	0	3	3	2	3	1	1	4	18
6/9	@DAL	27	2-6	33.3	0-0	0.00	1-1	100	1	2	3	1	1	0	4	5	5
6/10	@PHO	35	4-6	66.7	1-1	100	3-4	75.0	1	1	2	3	2	1	1	3	12
6/13	DAL	33	4-6	66.7	1-1	100	1-2	50.0	1	4	5	4	1	0	3	4	10
6/15	SAS	37	3-4	75.0	0-1	0.00	0-0	0.0	0	5	5	3	1	0	2	2	6
6/18	PHO	26	4-6	66.7	0-0	0.00	1-1	100	0	2	2	5	3	0	0	2	9
6/24	@IND	34	4-6	66.7	1-1	100	0-0	0.0	1	2	3	1	2	0	0	3	9
6/27	@CON	33	5-10	50.0	0-1	0.00	0-0	0.0	0	6	6	4	1	0	2	4	10
6/30	@ATL	35	3-6	50.0	0-0	0.00	1-1	100	2	2	4	3	2	2	2	3	7
7/2	WAS	35	6-7	85.7	1-1	100	0-0	0.0	0	5	5	3	2	1	3	3	13
7/6	@MIN	37	4-11	36.4	0-1	0.0	0-0	0.0	1	4	5	5	3	1	1	2	8
7/8	@SEA	30	2-5	40.0	0-2	0.0	0-0	0.0	0	0	0	2	2	0	1	3	4
7/13	CON	34	1-7	14.3	0-2	0.0	3-4	75.0	1	3	4	5	2	0	4	4	5
7/17	IND	28	2-7	28.6	1-2	50.0	0-0	0.0	1	1	2	0	1	1	0	1	5
7/20	CHI	33	1-3	33.3	0-0	0.0	0-0	0.0	0	1	1	3	3	0	0	2	2
7/25	SEA	28	2-6	33.3	0-2	0.0	0-0	0.0	0	4	4	2	3	2	0	3	4
7/28	@SAS	32	5-6	83.3	0-0	0.0	0-0	0.0	0	1	1	1	1	1	1	3	10
7/30	DAL	24	5-8	62.5	0-1	0.0	3-3	100	1	2	3	1	1	0	0	3	13
8/4	NYL	27	1-1	100	0-0	0.0	0-0	0.0	0	4	4	2	3	0	0	0	2
8/6	@DAL	28	2-3	66.7	0-0	0.0	1-3	33.3	0	0	0	2	2	0	3	1	5
8/11	@MIN	34	1-3	33.3	0-0	0.0	0-0	0.0	2	3	5	0	3	0	4	4	2
8/13	@NYL	31	0-4	0.0	0-0	0.0	0-0	0.0	0	3	3	2	1	2	1	3	0
8/16	@WAS	23	4-7	57.1	0-0	0.0	0-0	0.0	0	3	3	4	2	1	0	0	8
8/18	@CHI	41	1-7	14.3	0-0	0.0	1-2	50.0	3	7	10	2	5	0	1	4	3
8/22	SAS	24	0-2	0.0	0-0	0.0	0-0	0.0	1	2	3	1	1	0	1	2	0
8/24	@PHO	28	1-2	50.0	0-0	0.0	1-1	100	1	2	3	2	3	0	0	4	3
8/27	MIN	28	1-4	25.0	0-0	0.0	2-2	100	0	2	2	0	3	2	0	1	4
9/1	ATL	20	1-5	20.0	0-0	0.0	0-0	0.0	1	1	2	0	1	0	3	2	2
9/3	CON	25	3-5	60.0	1-1	100	2-2	100	0	5	5	2	1	2	2	1	9

2017 Regular Season Averages:

G-GS	PPG	RPG	APG	SPG	BPG	MPG	FG%	3FG%	FT%
24-14	4.8	1.7	1.2	0.6	0.3	19.3	40.4	25.0	87.5

	2017 Season Highs	Career Highs
PTS	15 @ IND 5/24	28 VS. DET 9/10/09
REB	5 @ IND 5/24	11, vs. CHI 7/6/12
AST	4 @ WAS 8/16	7, @ CHI 6/30/15
STL	3 @ PHO 8/24	5, vs. CON 8/18/11
BLK	2, 2 times	3, 3 Times
FGM	5 @ IND 5/24	11, 2 Times
3FGM	3 @ IND 5/24	4, vs. SAC 7/23/09
FTM	3 @ DAL 6/9, @ ATL 6/30	6, 2 Times
MINs	33 @ IND 5/24	46 (Indiana - 6/26/2008)

2017 NOTABLES

-Played 15 minutes, shooting 1-3 from the field, had 1 assist, and scored 2 points against Connecticut on 9/3.
-Played 25 minutes, shooting 1-2 from the field, had 4 rebounds, 2 assists, and scored 2 points against Atlanta on 9/1.
-Played 21 minutes, shot 3-4 from the field, had 1 assist, 1 steal, and scored 6 points against Minnesota on 8/27.
-Played 16 minutes, shot 1-3 from the field, had 1 rebound, 1 assist, tied game high 3 steals with teammates Beard, Ogwumike, and Sims, and scored 2 points against Phoenix on 8/22.
-Played 19 minutes, shooting 1-1 from the field, had 1 rebound, 2 assists, and scored 2 points against San Antonio on 8/22.
-Played 21 minutes, shooting 2-6 from the field, 2-2 from the free throw line, had 4 rebounds, 1 assist, a season high 2 blocks, and scored 6 points at Chicago on 8/18.
-Returned from her elbow strain injury and played 22 minutes, shooting 2-7 from the field, 2-2 from the free throw line, had 2 rebounds, set a season high 4 assists, 1 steal, and scored 6 points at Washington on 8/16.

GAME BY GAME STATS

Date	Opponent	MIN	FG-A	PTC	3PM-A	PCT	FTM-A	PCT	OFF	DEF	TOT	AST	STL	BLK	TO	PF	PTS
5/13	SEA	DNP															
5/19	WAS	7	1-4	25.0	0-1	0.0	1-1	100	0	0	0	0	0	0	0	0	3
5/24	@IND	33	5-7	71.4	3-3	100	2-2	100	1	4	5	2	0	0	3	0	15
5/27	@ATL	27	3-8	37.5	1-3	33.3	1-2	50.0	0	2	2	3	1	1	1	2	8
5/30	@NYL	29	1-4	25.0	1-2	50.0	1-2	50.0	0	3	3	1	0	0	1	0	4
6/6	CHI	20	1-3	33.3	1-1	100	2-2	100	1	1	2	2	1	1	0	2	5
6/9	@ DAL	21	1-4	25.0	0-1	0.0	3-3	100	0	0	0	1	0	0	0	1	5
6/10	@ PHO	30	4-6	66.7	2-3	66.7	2-2	100	0	0	0	0	1	0	1	6	12
6/13	DAL	23	2-8	25.0	0-5	0.0	1-1	100	0	2	2	1	2	0	1	1	5
6/15	SAS	17	1-3	33.3	0-1	0.0	0-0	0.0	0	2	2	1	2	0	1	1	2
6/18	PHO	9	0-2	0.00	0-2	0.0	1-1	100	1	2	3	0	0	0	0	0	1
6/24	@IND	NWT	Groin	Pull													
6/27	@ CON	NWT	Groin	Pull													
6/30	@ATL	21	4-5	80.0	1-2	50.0	3-4	75.0	1	2	3	0	1	1	1	4	12
7/2	WAS	9	0-4	0.0	0-3	0.0	0-0	0.0	0	1	1	0	0	0	0	1	0
7/6	@MIN	23	3-6	50.0	0-1	0.0	0-0	0.0	2	0	2	2	0	0	2	2	6
7/8	@SEA	21	2-7	28.6	0-3	0.0	0-0	0.0	0	2	2	1	1	0	1	3	4
7/13	CON	13	1-5	20.0	0-2	0.0	0-0	0.0	0	1	1	2	1	2	0	0	2
7/17	IND	14	2-2	100	0-0	0.0	0-0	0.0	0	0	0	1	0	0	0	0	4
7/20	CHI	8	0-0	0.0	0-0	0.0	0-0	0.0	0	0	0	0	0	1	0	0	0
7/25	SEA	DNP	Elbow	Strain													
7/28	@SAS	NWT	Elbow	Strain													
7/30	DAL	DNP	Elbow	Strain													
8/4	NYL	DNP	Elbow	Strain													
8/6	@DAL	DNP	Elbow	Strain													
8/11	@MIN	NWT	Elbow	Strain													
8/13	@NYL	NWT	Elbow	Strain													
8/16	@WAS	22	2-7	28.6	0-1	0.0	2-2	100	0	2	2	4	1	0	0	0	6
8/18	@CHI	21	2-6	33.3	0-1	0.0	2-2	100	3	1	4	1	0	2	0	1	6
8/22	SAS	19	1-1	100	0-0	0.0	0-0	0.0	0	1	1	2	0	0	2	1	2
8/24	@PHO	16	1-3	33.3	0-0	0.0	0-0	0.0	1	0	1	1	3	0	1	1	2
8/27	MIN	21	3-4	75.0	0-0	0.0	0-0	0.0	0	0	0	1	1	0	1	0	6
9/1	ATL	25	1-2	50.0	0-1	0.0	0-0	0.0	1	3	4	2	0	0	2	2	2
9/3	CON	15	1-3	33.3	0-0	0.0	0-0	0.0	0	0	0	1	0	0	1	1	2

2017 Regular Season Averages:

	2017 Season Highs	Career Highs
PTS	2 vs PHO 6/18	2 vs PHO 6/18/17
REB	4 vs ATL 9/1	4 vs ATL 9/1/17
AST	1 @ WAS 8/16	1 @ WAS 8/16/17
STL	1, 2 Times	1, 2 Times
BLK	-	-
FGM	1 vs PHO 6/18	1 vs PHO 6/18/17
3FGM	-	-
FTM	1 vs DAL 7/30	1 vs DAL 7/30
MINs	6 vs PHO 6/18	6 vs PHO 6/18

- Did not play against Connecticut on 9/3 due to coach's decision.
- Played 5 minutes, collected a career/season high 4 rebounds, had 1 steal, and did not score against Atlanta on 9/1.
- Did not play against Phoenix on 8/24 and against Minnesota on 8/27 due to coach's decision.
- Played 1 minute and did not score against San Antonio on 8/22.
- Did not play at Chicago on 8/18 due to coach's decision.
- Played 1 minute, had 1 rebound, her first career assists, and did not score at Washington on 8/16.
- Did not play at Dallas on 8/6, at Minnesota on 8/11, and at New York on 8/13 due to coach's decision.
- Played 2 minutes and did not score against New York on 8/4.
- Played 3 minutes, made her first career free-throw shooting 1-2 from the line, had 2 rebounds, her first career steal, and scored 1 point against Dallas on 7/30
- Did not play versus Chicago on 7/20, Seattle on 7/25, and at San Antonio on 7/28 due to coach's decision.

[illegible]

#12	CHELSEA GRAY	GUARD	5-11	10/8/92	DUKE	EXP: 2
-----	--------------	-------	------	---------	------	--------

2017 Regular Season Averages:

G-GS	PPG	RPG	APG	SPG	BPG	MPG	FG%	3FG%	FT%
34-34	14.8	3.3	4.4	1.1	0.2	33.1	50.7	48.2	82.7

	2017 Season Highs	Career Highs
PTS	25, @ ATL 5/27	25, vs ATL 5/27/17
REB	8 @ DAL 8/6	9, @ CHI 8/30/15
AST	10 @ CHI 8/18	10 @ CHI 8/18/17
STL	4 @ CHI 8/18	4 @ CHI 8/18/17
BLK	1, 8 times	2, @ SAN 9/4/15
FGM	9 @ ATL 5/27	9 vs ATL 5/27/17
3FGM	5 vs SAS 8/22	5 vs SAS 8/22/17
FTM	8 vs SAS 6/15	8 vs SAS 6/15/17
MINS	48 @ CHI 8/18	48 @ CHI 8/18/17

2017 NOTABLES

- Has scored in double figures in 28 of 34 games this season.
- League leader in three-point %, 48.2% third in the league averaging 33.1 minutes, and name 2017 All-Star Reserve.
- Played game high 33 minutes, shooting 5-9 from the field, had 3 rebounds, game high 7 assists, 1 steal, and scored 10 points against Connecticut on 9/3
- Played 22 minutes, shooting 3-5 from the field, 2-3 from 3-point range, had 4 rebounds, 4 assist, 2 steals, and scored 8 points against Atlanta on 9/1.
- Played 39 minutes, shooting 6-12 from the field, 1-4 from 3-point range, 3-4 from the free throw line, had 6 rebounds, team high 5 assists, tied game high 3 steals with teammate Beard, and scored 16 points against Minnesota 8/27.
- Played 34 minutes, shooting 5-11 from the field, 2-3 from 3-point range, had 1 rebound, 3 assists, 1 steal, 1 block, and scored 12 points against Phoenix on 8/24.

GAME BY GAME STATS

Date	Opponent	MIN	FG-A	PCI	3PM-A	PCI	FTM-A	PCI	OFF	DEF	TOI	AST	STL	BLK	TO	PF	PTS
5/13	SEA	28	6-13	46.2	2-3	66.7	0-0	0.0	1	1	2	8	2	0	1	4	14
5/19	WAS	31	6-12	50.0	0-1	0.00	4-4	100	2	1	3	4	1	0	2	4	16
5/24	@IND	32	6-11	54.6	3-4	75.0	1-1	100	0	2	2	2	1	0	3	1	16
5/27	@ATL	31	9-14	64.3	3-5	60.0	4-5	80.0	0	2	2	1	1	0	6	3	25
5/30	@NYL	34	3-7	42.9	0-1	0.00	2-2	100	1	2	3	6	1	1	2	3	8
6/6	CHI	31	2-10	20.0	0-3	0.00	1-3	33.3	0	4	4	5	0	1	0	1	5
6/9	@DAL	34	3-5	60.0	1-2	50.0	4-4	100	0	5	5	3	0	0	2	3	11
6/10	@PHO	36	8-13	61.5	1-4	25.0	7-10	70.0	0	3	3	8	1	1	2	3	24
6/13	DAL	33	8-10	80.0	1-2	50.0	7-7	100	0	4	4	5	1	0	1	5	24
6/15	SAS	33	5-9	55.6	1-1	100	8-9	88.9	0	2	2	3	1	0	4	3	19
6/18	PHO	23	4-7	57.1	1-2	50.0	3-4	75.0	1	4	5	3	0	0	1	2	12
6/24	@IND	35	6-13	46.2	2-3	66.7	3-3	100	0	4	4	4	0	0	3	3	17
6/27	@CON	37	5-7	71.4	0-0	0.00	5-7	71.4	0	2	2	5	1	0	3	0	15
6/30	@ATL	34	7-12	58.3	3-5	60.0	3-3	100	1	1	2	4	0	1	2	3	20
7/2	WAS	36	5-18	27.8	3-5	60.0	4-6	66.7	1	5	6	3	0	0	0	2	17
7/6	@MIN	34	6-13	46.2	3-6	50.0	1-2	50.0	0	0	0	2	2	0	4	3	16
7/8	@SEA	34	4-10	40.0	0-3	0.0	0-0	0.0	1	0	1	6	2	1	1	1	8
7/13	CON	31	6-11	54.5	4-5	80.0	1-1	100	1	1	2	3	1	0	2	2	17
7/17	IND	32	7-9	77.8	1-2	50.0	1-2	50.0	1	3	4	5	0	0	4	1	16
7/20	CHI	35	8-12	66.7	1-3	33.3	0-2	0.0	0	1	1	6	0	0	2	0	17
7/25	SEA	35	3-11	27.3	0-2	0.0	2-2	100	2	2	4	5	0	0	3	2	8
7/28	@SAS	27	3-6	50.0	1-3	33.3	0-0	0.0	0	1	1	3	1	0	3	2	7
7/30	DAL	32	7-12	58.3	2-4	50.0	0-0	0.0	0	7	7	8	3	1	1	3	16
8/4	NYL	29	5-9	55.6	1-2	50.0	0-0	0.0	1	6	7	3	1	0	2	2	11
8/6	@DAL	36	3-11	27.3	0-4	0.0	6-6	100	1	7	8	4	1	0	0	3	12
8/11	@MIN	37	8-17	47.1	2-5	40.0	5-5	100	0	3	3	3	2	0	2	1	23
8/13	@NYL	35	5-10	50.0	3-6	50.0	2-2	100	0	1	1	2	0	1	1	4	15
8/16	@WAS	26	4-6	66.7	0-0	0.0	2-2	100	2	1	3	3	2	0	2	3	10
8/18	@CHI	48	7-17	41.2	4-6	66.7	2-2	100	2	3	5	10	4	0	0	1	20
8/22	SAS	34	6-11	54.5	5-8	62.5	0-0	0.0	1	2	3	5	0	0	2	3	17
8/24	@PHO	34	5-11	45.5	2-3	66.7	0-0	0.0	0	1	1	3	1	1	1	2	12
8/27	MIN	39	6-12	50.0	1-4	25.0	3-4	75.0	1	5	6	5	3	0	1	0	16
9/1	ATL	22	3-5	60.0	2-3	66.7	0-0	0.0	0	4	4	4	2	0	0	0	8
9/3	CON	33	5-9	55.6	0-0	0.0	0-0	0.0	1	2	3	7	1	0	2	1	10

#33	TIFFANY JACKSON-JONES	FORWARD	6-3	4/26/85	TEXAS	EXP: 8
-----	-----------------------	---------	-----	---------	-------	--------

2017 Regular Season Averages:

G-GS	PPG	RPG	APG	SPG	BPG	MPG	FG%	3FG%	FT%
26-1	1.1	1.2	0.1	0.1	0.1	5.7	46.2	00.0	62.5

	2017 Season Highs	Career Highs
PTS	8 vs SEA 5/13	27 (San Antonio - 8/6/2011)
REB	8 vs SEA 5/13	17 (Atlanta - 7/26/2011)
AST	2 vs WSH 5/19	6 (Washington - 6/18/2011)
STL	1, 2 times	4 (Chicago - 7/13/2011)
BLK	1 , 3 times	4 (Los Angeles - 6/29/2007)
FGM	4 vs SEA 5/13	10 (San Antonio - 8/6/2011)
3FGM	-	1 (Seattle - 6/27/2010)
FTM	4 vs CHI 6/6	12
MINS	32 vs SEA 5/13	43 (San Antonio - 9/11/2011)

2017 NOTABLES

- Played 3 minutes, had 1 rebound, and did not score against Connecticut on 9/3.
- Played 13 minutes, shooting 1-2 from the free throw line, had 5 rebounds, 1 steal, and scored 1 point against Atlanta on 9/1.
- Played 3 minutes, had 1 rebound, and did not score against Minnesota on 8/27.
- Played 4 minutes, had 1 rebound, and did not score against Phoenix on 8/24.
- Played 5 minutes, had 2 rebounds, and did not score against San Antonio on 8/22.
- Did not play at Chicago on 8/18 due to coach's decision.
- Played 6 minutes, shot 3-4 from the field, and scored 6 points at Washington on 8/16.
- Played 1 minute and did not score at New York on 8/13.
- Did not play at Minnesota on 8/11 due to coach's decision.
- Played 5 minutes, shot 1-2 from the field, had 1 rebound, and scored 2 points at Dallas on 8/6.

GAME BY GAME STATS

Date	Opponent	MIN	FG-A	PCI	3PM-A	PCI	FTM-A	PCI	OFF	DEF	TOI	AST	STL	BLK	TO	PF	PTS
5/13	SEA	32	4-9	44.4	0-0	0.0	0-0	0.0	4	4	8	0	0	0	2	2	8
5/19	WAS	15	0-1	0.0	0-0	0.0	0-0	0.0	0	3	3	2	0	1	2	1	0
5/24	@IND	2	0-0	0.0	0-0	0.0	0-0	0.0	0	0	0	0	0	0	0	1	0
5/27	@ATL	DNP															
5/30	@NYL	DNP															
6/6	CHI	1	0-0	0.0	0-0	0.0	4-6	66.7	0	1	1	0	0	0	0	0	4
6/9	@ DAL	0	0-0	0.0	0-0	0.0	0-0	0.0	0	0	0	0	0	0	0	0	0
6/10	@ PHO	DNP															
6/13	DAL	DNP															
6/15	SAS	2	1-1	100	0-0	0.0	0-0	0.0	0	0	0	0	0	0	0	0	2
6/18	PHO	13	1-4	25.0	0-1	0.0	0-0	0.0	0	1	1	0	1	1	0	0	2
6/24	@IND	7	0-0	0.0	0-0	0.0	0-0	0.0	0	1	1	0	0	0	0	2	0
6/27	@ CON	3	1-2	50.0	0-0	0.0	0-0	0.0	0	0	0	0	0	0	1	3	2
6/30	@ATL	3	0-0	0.0	0-0	0.0	0-0	0.0	0	1	1	0	0	0	0	1	0
7/2	WAS	DNP															
7/6	@MIN	2	0-0	0.0	0-0	0.0	0-0	0.0	0	0	0	0	0	0	0	0	0
7/8	@SEA	1	0-0	0.0	0-0	0.0	0-0	0.0	0	0	0	0	0	0	1	0	0
7/13	CON	0	0-0	0.0	0-0	0.0	0-0	0.0	0	0	0	0	0	0	0	0	0
7/17	IND	2	0-0	0.0	0-0	0.0	0-0	0.0	0	0	0	0	0	0	0	0	0
7/20	CHI	DNP															
7/25	SEA	4	0-0	0.0	0-0	0.0	0-0	0.0	0	1	1	0	0	0	1	1	0
7/28	@SAS	5	1-1	100	0-0	0.0	0-0	0.0	0	0	0	0	0	0	0	0	2
7/30	DAL	12	0-1	0.0	0-0	0.0	0-0	0.0	1	3	4	1	0	0	0	1	0
8/4	NYL	5	0-0	0.0	0-0	0.0	0-0	0.0	0	1	1	0	0	0	0	1	0
8/6	@DAL	5	1-2	50.0	0-0	0.0	0-0	0.0	0	0	0	0	0	1	0	0	2
8/11	@MIN	DNP															
8/13	@NYL	1	0-0	0.0	0-0	0.0	0-0	0.0	0	0	0	0	0	0	0	1	0
8/16	@WAS	6	3-4	75.0	0-0	0.0	0-0	0.0	0	0	0	0	0	0	0	3	6
8/18	@CHI	DNP															
8/22	SAS	5	0-0	0.0	0-0	0.0	0-0	0.0	0	2	2	0	0	0	0	1	0
8/24	@PHO	4	0-0	0.0	0-0	0.0	0-0	0.0	0	1	1	0	0	0	0	0	0
8/27	MIN	3	0-0	0.0	0-0	0.0	0-0	0.0	1	0	1	0	0	0	1	1	0
9/1	ATL	13	0-1	0.0	0-0	0.0	1-2	50.0	1	4	5	0	1	0	2	3	1
9/3	CON	3	0-0	0.0	0-0	0.0	0-0	0.0	1	0	1	0	0	0	1	0	0

2017 Regular Season Averages:

G-GS	PPG	RPG	APG	SPG	BPG	MPG	FG%	3FG%	FT%
32-0	7.3	3.0	0.9	0.3	0.2	17.3	48.8	31.3	84.6

	2017 Season Highs	Career Highs
PTS	18 @ SAS 7/28	25, 2 Times
REB	7, 2 times	13, 4 Times
AST	3, 6 times	5, vs CHI 6/6/14
STL	1, 9 Times	3, vs CHI 6/6/14
BLK	2 @ IND 6/24	5, @ SAN 8/23/15
FGM	8 @ SAS 7/28	11, 2 Times
3FGM	2 @ SAS 7/28	2 @ SAS 7/28
FTM	3 @ PHO 6/10, @ SEA 7/8	8, vs SAN 8/30/15
MINs	28 vs SEA 7/25	43, @ CON 6/26/15

2017 NOTABLES
-Played 20 minutes, shooting 5-11 from the field, 1-1 from the free throw line, had 2 rebounds, and led the bench scoring 11 points against Connecticut on 9/3.
-Played 18 minutes, shooting 5-7 from the field, 1-1 from 3-point range, 1-1 from the free throw line, had 1 rebound, 1 steal, and led the Sparks bench scoring 12 points.
-Played 17 minutes, shooting 3-5 from the field, perfect 2-2 from the free throw line, had 4 rebounds, and scored 8 points against Minnesota on 8/27.
-Played 16 minutes, shooting 2-6 from the field, had 3 rebounds, 1 assist, and score 4 points against Phoenix on 8/24.
-Came off the bench and played 19 minutes, shooting 6-10 from the field, perfect 2-2 from the free-throw line, had 1 rebound, and led both benches in scoring with 14 points against San Antonio on 8/22.
-Came off the bench and played 13 minutes, shooting 5-6 from the field, had 1 rebound, 1 assist, 1 steal, and led the Sparks bench scoring 10 points at Chicago on 8/18.

GAME BY GAME STATS

Date	Opponent	MIN	FG-A	PCI	3PM-A	PCI	FTM-A	PCI	OFF	DEF	TOI	AST	STL	BLK	TO	PF	PTS
5/13	SEA	DNP															
5/19	WAS	DNP															
5/24	@IND	17	2-6	33.3	0-0	0.00	0-0	0.00	0	1	1	2	1	1	0	1	4
5/27	@ATL	21	4-7	57.1	0-0	0.00	2-2	100	3	2	5	2	0	0	2	2	10
5/30	@NYL	13	3-7	42.9	0-0	0.00	0-0	0.00	0	2	2	1	1	0	2	1	6
6/6	CHI	15	1-6	16.7	0-0	0.00	2-2	100	2	1	3	1	1	0	0	2	4
6/9	@DAL	8	1-4	25.0	0-0	0.00	0-0	0.00	0	0	0	0	0	0	1	1	2
6/10	@PHO	17	3-6	50.0	0-0	0.00	3-4	75.0	0	4	4	3	1	0	2	1	9
6/13	DAL	20	5-8	62.5	0-1	0.00	0-0	0.00	0	1	1	3	0	0	1	1	10
6/15	SAS	17	3-5	60.0	0-0	0.00	2-3	66.7	1	3	4	1	0	1	1	1	8
6/18	PHO	16	3-6	50.0	0-0	0.00	1-2	50.0	0	1	1	1	0	0	1	3	7
6/24	@IND	13	2-4	50.0	0-1	0.00	0-0	0.0	2	1	3	1	0	2	1	1	4
6/27	@CON	21	4-9	44.4	0-0	0.00	0-0	0.00	2	3	5	0	0	0	1	3	8
6/30	@ATL	15	2-4	50.0	0-0	0.00	0-0	0.00	0	2	2	0	0	0	2	1	4
7/2	WAS	17	2-4	50.0	0-0	0.00	0-0	0.00	1	3	4	0	0	0	3	1	4
7/6	@MIN	16	3-4	75.0	0-0	0.00	0-0	0.00	0	3	3	0	0	0	3	2	6
7/8	@SEA	21	3-11	27.3	1-1	100	3-3	100	2	2	4	0	0	0	0	0	10
7/13	CON	14	2-5	40.0	0-1	0.0	0-0	0.0	2	1	3	0	0	0	0	0	4
7/17	IND	19	2-4	50.0	0-0	0.0	1-2	50.0	0	1	1	3	1	0	1	1	5
7/20	CHI	12	3-5	60.0	1-1	100	0-0	0.0	1	6	7	0	0	0	2	1	7
7/25	SEA	28	7-13	53.8	0-1	0.0	0-0	0.0	4	2	6	3	1	0	2	1	14
7/28	@SAS	25	8-13	61.5	2-3	66.7	0-0	0.0	1	2	3	0	1	0	0	0	18
7/30	DAL	21	4-8	50.0	0-3	0.0	0-0	0.0	1	3	4	3	0	1	3	1	8
8/4	NYL	17	2-4	50.0	0-0	0.0	0-0	0.0	2	2	4	0	0	0	2	3	4
8/6	@DAL	15	1-5	20.0	0-0	0.0	0-0	0.0	1	0	1	0	0	0	1	2	2
8/11	@MIN	15	1-5	20.0	0-0	0.0	2-2	0.0	0	2	2	0	0	0	0	1	4
8/13	@NYL	17	3-8	37.5	0-0	0.0	0-0	0.0	3	2	5	0	0	0	1	0	6
8/16	@WAS	20	4-7	57.1	0-0	0.0	0-0	0.0	3	4	7	3	0	0	1	1	8
8/18	@CHI	13	5-6	83.3	0-0	0.0	0-0	0.0	0	1	1	1	1	0	1	0	10
8/22	SAS	19	6-10	60.0	0-1	0.0	2-2	100	0	1	1	0	0	0	1	0	14
8/24	@PHO	16	2-6	33.3	0-1	0.0	0-0	0.0	1	2	3	1	0	0	2	1	4
8/27	MIN	17	3-5	60.0	0-1	0.0	2-2	100	0	4	4	0	0	0	1	1	8
9/1	ATL	18	5-7	71.4	1-1	100	1-1	100	1	0	1	0	1	0	1	4	12
9/3	CON	20	5-11	45.5	0-0	0.0	1-1	100	0	2	2	0	0	0	1	2	11

#30	NNEKA OGWUMIKE	FORWARD	6-2	7/2/90	STANFORD	EXP: 5
-----	----------------	---------	-----	--------	----------	--------

2017 Regular Season Averages:

G-GS	PPG	RPG	APG	SPG	BPG	MPG	FG%	3FG%	FT%
34-34	18.8	7.7	2.1	1.9	0.5	30.9	56.1	34.0	87.0

	2017 Season Highs	Career Highs
PTS	32 @ CHI 8/18	38 vs. ATL 6/30/16
REB	14, 2 times	20, @ IND 7/12/12
AST	6 vs IND 7/17	8, Twice
STL	5 vs CON 9/3	6 vs. CHI 6/1/14
BLK	3 vs ATL 9/1	5 vs. ATL 6/30/16
FGM	13 @ CHI 8/18	13, twice
3FGM	3 vs SEA 5/13	3 vs SEA 5/13/17
FTM	10 @ IND 5/24	14 vs. WAS, 9/3/15
MINs	47 @ CHI 8/18	47 @ CHI 8/18/17

2017 NOTABLES

-Tied for second in the league in steals averaging 1.9 spg, and tied for fourth in field goal % with 56.1%.
 -Has scored in double figures in 32 of 34 this season and has scored 20+ points in 19 of those contests.
 -Name to AP's First Team All-WNBA.
 -Named 2017 All-Star Reserve.
 -Named 2017 WNBA All-Defensive First Team.
 -Played 30 minutes, shooting 10-15 from the field, 1-1 from the free throw line, had 5 rebounds, 3 assists, **season high** 5 steals, and scored game high 21 points against Connecticut on 9/3.
 -Played a season low 19 minutes, shooting 6-8 from the field, 1-1 from the free throw line, tied the game high 6 rebounds, had 1 assist, 1 steal, **season/game high 3 blocks**, and scored 13 points against Atlanta on 9/1.
 -Played 24 minutes, shooting 4-9 from the field, had 6 rebounds, 4 assists, 1 steal, and scored 8 points against Minnesota on 8/27.

GAME BY GAME STATS

Date	Opponent	MIN	FG-A	PCI	3PM-A	PCI	FTM-A	PCI	OFF	DEF	TOI	AST	STL	BLK	TO	PF	PTS
5/13	SEA	38	10-20	50.0	3-6	50.0	0-0	0.0	0	3	3	3	3	0	3	4	23
5/19	WAS	34	6-8	75.0	2-3	66.7	9-9	100	0	3	3	3	0	0	1	2	23
5/24	@IND	26	7-10	70.0	0-1	0.0	10-11	90.9	2	3	5	2	0	0	1	5	24
5/27	@ATL	28	5-11	45.5	0-0	0.0	5-6	83.3	4	3	7	1	0	1	2	5	15
5/30	@NYL	33	9-13	69.2	0-1	0.0	4-6	66.7	4	3	7	1	4	0	1	5	22
6/6	CHI	35	5-17	29.4	1-3	33.3	9-11	81.8	1	10	11	3	4	1	0	1	20
6/9	@ DAL	33	11-20	55.0	0-1	0.0	6-6	100	5	8	13	0	3	2	3	4	28
6/10	@ PHO	32	5-8	62.5	1-2	50.0	2-2	100	1	4	5	4	4	1	1	2	13
6/13	DAL	32	7-8	87.5	0-0	0.0	7-7	100	1	3	4	1	0	0	0	1	21
6/15	SAS	30	5-12	41.7	0-1	0.0	6-7	85.7	2	7	9	2	0	1	0	2	16
6/18	PHO	21	8-9	88.9	0-0	0.0	2-2	100	2	5	7	2	0	0	1	2	18
6/24	@ IND	30	8-10	80.0	0-0	0.0	5-5	100	1	5	6	2	2	1	1	3	21
6/27	@ CON	32	9-13	69.2	1-2	50.0	2-3	66.7	3	6	9	2	2	1	0	1	21
6/30	@ ATL	32	3-9	33.3	0-0	0.0	5-6	83.3	1	6	7	1	2	0	6	2	11
7/2	WAS	31	5-8	62.5	1-1	100	4-5	80.0	1	4	5	3	3	1	2	4	15
7/6	@MIN	30	10-16	62.5	0-2	0.0	7-8	87.5	6	8	14	1	3	0	3	5	27
7/8	@SEA	35	7-11	63.6	1-2	50.0	6-7	85.7	3	6	9	0	3	2	3	3	21
7/13	CON	34	10-14	71.4	2-3	66.7	7-7	100	1	10	11	2	1	1	0	4	29
7/17	IND	32	7-13	53.8	0-1	0.0	0-0	0.0	2	10	12	6	3	0	0	0	14
7/20	CHI	34	9-20	45.0	2-3	66.7	4-4	100	3	7	10	0	0	0	1	4	24
7/25	SEA	32	5-11	45.5	0-2	0.0	3-6	50.0	1	9	10	2	2	1	2	2	13
7/28	@SAS	27	5-14	35.7	0-2	0.0	1-2	50.0	1	5	6	2	1	0	0	2	11
7/30	DAL	25	10-13	76.9	0-0	0.0	2-2	100	0	7	7	2	1	0	2	2	22
8/4	NYL	30	6-12	50.0	1-2	50.0	4-4	100	2	4	6	2	1	0	0	1	17
8/6	@ DAL	36	7-15	46.7	1-3	33.3	6-6	100	0	7	7	1	2	1	1	4	21
8/11	@ MIN	37	1-8	12.5	0-1	0.0	1-1	100	2	6	8	4	1	0	4	3	3
8/13	@NYL	32	5-13	38.5	0-2	0.0	2-2	100	0	6	6	3	0	0	2	4	12
8/16	@WAS	22	8-10	80.0	0-0	0.0	2-2	100	1	3	4	0	2	0	3	3	18
8/18	@ CHI	47	13-24	54.2	2-3	66.7	4-5	80.0	5	5	10	4	3	0	2	3	32
8/22	SAS	30	9-15	60.0	0-2	0.0	4-6	66.7	1	13	14	4	3	0	2	3	22
8/24	@PHO	29	9-17	52.9	0-0	0.0	3-3	100	2	8	10	1	3	1	1	4	21
8/27	MIN	24	4-9	44.4	0-3	0.0	0-1	0.0	1	5	6	4	1	0	1	5	8
9/1	ATL	19	6-8	75.0	0-0	0.0	1-1	100	0	6	6	1	1	3	1	2	13
9/3	CON	30	10-15	66.7	0-1	0.0	1-1	100	1	4	5	3	5	0	2	2	21

#3 CANDACE PARKER FORWARD/CENTER 6-4 4/19/86 TENNESSEE EXP: 9

2017 Regular Season Averages:

G-GS	PPG	RPG	APG	SPG	BPG	MPG	FG%	3FG%	FT%
33-33	16.9	8.4	4.3	1.5	1.7	30.5	47.8	35.4	75.6

	2017 Season Highs	Career Highs
PTS	29 @ CHI 8/18	40, vs HOU 7/9/08
REB	17 @ SAS 7/28	20, @ SAN 6/1/13
AST	11 @ SAS 7/28	11 @ SAS 7/28/17
STL	4, 3 times	8, vs IND 8/18/15
BLK	5 @ CON 6/27	9, vs TUL 6/20/12
FGM	11, 2 times	15 vs HOU 7/9/2008
3FGM	3, 5 times	5, vs TUL 9/6/15
FTM	7, 2 times	14 vs CHI 10/5/16
MINs	40 @ CHI 8/18	48, Twice

2017 NOTABLES

- Fifth in the league in blocks, averaging 1.7 bpg.
- Has scored in double figures in 31 of 33 games this season.
- Named WNBA Player of the Week for 6/18, 7/2, 7/30, 8/28, WNBA Player of the Month for August, and named 2017 All-Star Starter for Western Conference.
- Awarded 2017 ESPY for Best WNBA Player.
- Named to AP's First Team All-WNBA.
- Recorded the league's sixth triple-double at San Antonio on 7/28.
- Played 31 minutes, shooting 5-13 from the field, 2-2 from the free throw line, had game high 14 rebounds, 4 assists, 2 steals, 2 blocks, and scored 12 points against Connecticut on 9/3.
- Played 22 minutes, shooting 6-11 from the field, 3-5 from the free throw line, had 4 rebounds, earned her **1,000th career assist** and had 5 assists for the game, 1 steal, and led the Sparks scoring 15 points against Atlanta on 9/1.
- Played 36 minutes, shooting 9-17 from the field, 3-6 from 3-point range, 3-5 from the free throw line, had team high 10 rebounds, 3 assists, 2 steals, and scored the game high 24 points against Minnesota on 8/27.

GAME BY GAME STATS

Date	Opponent	MIN	FG-A	PCT	3PM-A	PCI	FTM-A	PCI	OFF	DEF	TOI	AST	STL	BLK	TO	PF	PTS
5/13	SEA	DNP															
5/19	WAS	30	7-10	70.0	2-4	50.0	2-2	100	1	7	8	5	1	1	2	2	18
5/24	@IND	34	8-18	44.4	2-5	40.0	1-4	25.0	1	11	12	6	2	2	0	2	19
5/27	@ATL	30	3-11	27.3	0-2	0.00	0-0	0.0	2	4	6	6	0	3	5	1	6
5/30	@NYL	34	6-14	42.9	1-5	20.0	7-8	87.5	2	9	11	4	2	2	1	5	20
6/6	CHI	30	4-10	40.0	1-3	33.3	3-4	75.0	1	4	5	2	2	2	4	2	12
6/9	@DAL	38	11-20	55.5	2-5	40.0	1-1	100	1	5	6	4	1	2	1	2	25
6/10	@PHO	30	5-14	35.7	2-4	40.0	2-4	50.0	1	4	5	3	0	0	4	2	14
6/13	DAL	28	7-12	58.3	3-4	75.0	0-0	0.0	0	7	7	5	1	1	3	3	17
6/15	SAS	34	7-15	46.7	0-3	0.0	6-7	85.7	1	3	4	4	1	2	4	0	20
6/18	PHO	22	4-10	40.0	2-5	40.0	7-7	100	0	8	8	6	0	3	1	1	17
6/24	@IND	31	7-13	53.8	2-4	50.0	2-4	50.0	0	13	13	7	3	2	5	3	18
6/27	@CON	29	4-8	50.0	1-3	33.3	5-8	62.5	1	6	7	3	1	5	1	4	14
6/30	@ATL	30	9-15	60.0	2-3	66.7	1-4	25.0	3	10	13	5	2	1	5	1	21
7/2	WAS	35	7-18	38.9	1-2	50.0	2-2	100	7	4	11	4	1	1	0	1	17
7/6	@MIN	32	1-6	16.7	0-2	0.00	0-0	0.0	0	3	3	3	0	2	4	1	2
7/8	@SEA	23	4-11	36.4	2-5	40.0	0-0	0.0	2	6	8	1	1	2	1	2	10
7/13	CON	32	8-15	53.3	1-5	20.0	3-3	100	1	8	9	6	1	2	7	4	20
7/17	IND	26	6-12	50.0	0-1	0.0	2-2	100	1	8	9	3	3	4	4	1	14
7/20	CHI	35	7-14	50.0	0-3	0.0	5-7	71.4	0	6	6	5	4	1	4	0	19
7/25	SEA	31	6-15	40.0	1-3	33.3	4-5	80.0	4	6	10	2	4	1	1	5	17
7/28	@SAS	34	4-10	40.0	0-0	0.0	3-4	56.0	0	17	17	11	0	4	3	1	11
7/30	DAL	26	10-12	83.3	1-2	50.0	2-2	100	3	7	10	5	1	0	3	2	23
8/4	NYL	27	8-13	61.5	3-6	50.0	5-9	55.6	0	4	4	6	1	1	2	4	24
8/6	@DAL	33	7-15	46.7	1-5	20.0	6-6	100	1	8	9	2	4	1	5	4	21
8/11	@MIN	32	5-12	41.7	3-6	50.0	6-7	85.7	1	9	10	3	1	2	3	5	19
8/13	@NYL	30	4-12	33.3	2-7	28.6	4-4	100	1	6	7	2	3	2	1	1	14
8/16	@WAS	27	9-13	69.2	1-2	50.0	2-3	66.7	1	6	7	2	0	2	3	2	21
8/18	@CHI	40	11-22	50.0	3-7	42.9	4-4	100	1	11	12	6	2	2	2	3	29
8/22	SAS	24	4-12	33.3	1-6	16.7	3-4	75.0	0	5	5	6	1	0	1	2	12
8/24	@PHO	30	5-11	45.5	2-2	100	0-0	0.0	0	7	7	2	0	0	2	4	12
8/27	MIN	36	9-17	52.9	3-6	50.0	3-5	60.0	3	7	10	3	2	0	2	2	24
9/1	ATL	22	6-11	54.5	0-3	0.0	3-5	60.0	0	4	4	5	1	0	2	1	15
9/3	CON	31	5-13	38.5	0-2	0.0	2-2	100	0	14	14	4	2	2	3	3	12

#1	ODYSSEY SIMS	GUARD	5-8	7/13/92	BAYLOR	EXP: 3
----	--------------	-------	-----	---------	--------	--------

2017 Regular Season Averages:

G-GS	PPG	RPG	APG	SPG	BPG	MPG	FG%	3FG%	FT%
31-14	9.6	1.9	3.5	1.5	0.2	24.3	44.7	19.0	88.6

	2017 Season Highs	Career Highs
PTS	28 @ PHO 8/24	39 (San Antonio - 7/22/2014)
REB	6 @ PHO 8/24	7 (4 Times)
AST	10 @ CHI 8/18	10, (2 times)
STL	4, 2 times	5 (Los Angeles - 6/19/2014)
BLK	1, 5 times	2 (3 Times)
FGM	12 @ PHO 8/24	15 (San Antonio - 7/22/2014)
3FGM	3 @ CHI 8/18	5 (2 Times)
FTM	9 vs ATL 9/1	15 @ NYL 8/15/2015
MINs	40 @ CHI 8/18	47 (Phoenix - 6/18/2016)

2017 NOTABLES

-Has scored in double figures in 11 of her last 13 games.
 -Played 31 minutes, shooting 8-13 from the field, had 4 rebounds, 4 assists, 1 steal, and scored 16 points against Connecticut on 9/3.
 -Played 27 minutes, shooting 2-8 from the field, shot a **season high perfect 9-9 from the free throw line**, had 3 rebounds, the game high 7 assists, 2 steals, and scored 13 points against Atlanta on 9/1.
 -Played 32 minutes, shooting 5-15 from the field, 2-2 from the free throw line, had 2 rebounds, 2 assists, 1 steal, and scored 12 points against Minnesota on 8/27.
 -Played the game high 35 minutes, shooting a **season high 12-19 from the field**, perfect 4-4 from the free throw line, had a game/ **season high 6 rebounds**, game high 8 assists, tied game high 3 steals with teammates Ogwumike, Beard, and Carson, and scored a **season high 28 points** against Phoenix on 8/24.
 -Played 34 minutes, shooting 3-5 from the field, perfect 2-2 from the free throw line, had 2 rebounds, 4 assists, tied a season high 4 steals, and scored 8 points against San Antonio on 8/22.

GAME BY GAME STATS

Date	Opponent	MIN	FG-A	PCI	3PM-A	PCI	FTM-A	PCI	OFF	DEF	TOI	AST	STL	BLK	TO	PF	PTS
5/13	SEA	31	9-15	60.0	1-4	25.0	1-2	50.0	0	4	4	6	2	0	2	3	20
5/19	WAS	20	1-3	33.33	0-1	0.00	3-4	75.0	0	2	2	3	3	0	2	0	5
5/24	@IND	NWT	Left	Ankle	Injury												
5/27	@ATL	NWT	Left	Ankle	Injury												
5/30	@NYL	NWT	Left	Ankle	Injury												
6/6	CHI	22	1-3	33.3	0-0	0.00	5-6	83.3	1	1	2	1	1	0	1	3	7
6/9	@DAL	28	6-10	60.0	0-1	0.00	0-0	0.0	0	2	2	5	1	1	3	2	12
6/10	@PHO	14	1-2	50.0	0-1	0.00	0-1	0.0	1	1	2	1	0	1	1	2	2
6/13	DAL	22	2-6	33.3	0-1	0.00	1-3	33.3	1	3	4	3	3	1	1	3	5
6/15	SAS	14	2-3	66.7	1-2	50.0	0-0	0.0	0	0	0	1	1	0	1	0	5
6/18	PHO	25	1-7	14.3	0-2	0.00	2-2	100	1	3	4	5	2	0	3	0	4
6/24	@IND	23	3-9	33.3	1-3	33.3	2-2	100	0	0	0	4	2	0	1	3	9
6/27	@CON	9	0-2	0.0	0-0	0.00	0-0	0.0	0	0	0	2	1	0	1	1	0
6/30	@ATL	12	0-2	0.0	0-1	0.00	0-0	0.0	0	0	0	3	2	0	0	1	0
7/2	WAS	13	1-4	25.0	0-2	0.00	2-2	100	0	1	1	3	1	0	0	3	4
7/6	@MIN	9	3-5	60.0	0-0	0.00	1-1	100	0	0	0	2	1	0	0	1	7
7/8	@SEA	8	0-2	0.0	0-1	0.00	2-2	100	0	0	0	0	1	0	1	1	2
7/13	CON	12	0-1	0.0	0-0	0.00	0-0	0.0	0	1	1	0	0	0	0	0	0
7/17	IND	16	4-7	57.1	0-0	0.00	1-1	100	0	1	1	0	1	0	1	2	9
7/20	CHI	15	2-3	66.7	0-1	0.00	1-1	100	0	1	1	1	0	0	1	1	5
7/25	SEA	24	0-9	0.0	0-2	0.00	1-2	50.0	2	1	3	2	0	0	1	2	1
7/28	@SAS	30	9-12	75.0	1-2	50.0	3-3	100	1	0	1	4	2	0	0	2	22
7/30	DAL	29	2-6	33.3	0-1	0.0	0-0	0.0	1	2	3	8	2	0	1	4	4
8/4	NYL	35	7-16	43.8	1-3	33.3	5-5	100	0	2	2	2	0	0	0	3	20
8/6	@DAL	33	4-11	36.4	0-2	0.0	6-6	100	1	2	3	0	1	0	5	2	14
8/11	@MIN	36	6-17	35.3	1-6	16.7	1-1	100	1	1	2	5	0	1	2	2	14
8/13	@NYL	34	7-12	58.3	0-3	0.0	4-5	80.0	0	2	2	5	1	1	4	2	18
8/16	@WAS	37	6-9	66.7	2-2	100	4-4	100	0	2	2	7	4	0	2	2	18
8/18	@CHI	40	6-17	35.3	3-6	50.0	0-0	0.0	0	0	0	10	2	0	0	0	15
8/22	SAS	34	3-5	60.0	0-2	0.0	2-2	100	0	2	2	4	4	0	4	2	8
8/24	@PHO	35	12-19	63.2	0-2	0.0	4-4	100	2	4	6	8	3	0	1	3	28
8/27	MIN	32	5-15	33.3	0-4	0.0	2-2	100	0	2	2	2	1	0	1	4	12
9/1	ATL	27	2-8	25.0	0-1	0.0	9-9	100	0	3	3	7	2	0	2	2	13
9/3	CON	31	8-13	61.5	0-2	0.0	0-0	0.0	2	2	4	4	1	0	1	3	16

#24	SYDNEY WIESE	GUARD	6-0	6/16/95	OREGON STATE	EXP: R
-----	--------------	-------	-----	---------	--------------	--------

2017 Regular Season Averages:

G-GS	PPG	RPG	APG	SPG	BPG	MPG	FG%	3FG%	FT%
28-0	2.3	0.8	0.3	0.2	0.1	7.9	38.3	40.0	50.0

	2017 Season Highs	Career Highs
PTS	22 vs WAS 5/19	22 vs WAS 5/19/17
REB	3, 3 times	3, 3 times
AST	2 , 2 times	2, 2 times
STL	1, 5 times	1, 5 times
BLK	1, 3 times	1, 3 times
FGM	8 vs WAS 5/19	8 vs WAS 5/19/17
3FGM	6 vs WAS 5/19	6 vs WAS 5/19/17
FTM	3 vs NYL 8/4	3 vs NYL 8/4/17
MINs	27 vs WAS 5/19	27 vs WAS 5/19/17

2017 NOTABLES
 -Played 9 minutes, had 1 steal, and did not score against Connecticut on 9/3.
 -Played 18 minutes, shooting 4-6 from the field, 1-2 from 3-point range, had 1 rebound, **tied a season high 2 assists**, and scored 9 points against Atlanta on 9/1.
 -Did not play against Minnesota on 8/27 due to coach's decision.
 -Played 6 minutes and did not score against Phoenix on 8/24.
 -Played 6 minutes, had 1 rebound, and did not score against San Antonio on 8/22.
 -Did not play at Chicago on 8/18 due to coach's decision.
 -Played 10 minutes, tied her season/career high with 3 rebounds, had 1 steal, and did not score at Washington on 8/16.
 -Came off the bench and played 19 minutes, shooting 1-2 from the field, had 2 rebounds, set a new season/career high with 2 assists, 1 block, and scored 2 points at New York on 8/13.
 -Played 8 minutes, shooting 2-2 from the field, 1-1 from 3-point range, and scored 5 points to lead the Sparks bench in scoring at Minnesota on 8/11.

GAME BY GAME STATS

Date	Opponent	MIN	FG-A	PCI	3PM-A	PCI	FTM-A	PCI	OFF	DEF	TOI	AST	STL	BLK	TO	PF	PTS
5/13	SEA	13	2-3	66.6	2-3	66.6	0-0	0.0	0	0	0	1	1	0	0	0	6
5/19	WAS	27	8-13	61.5	6-10	60.0	0-0	0.0	1	2	3	1	0	1	1	3	22
5/24	@IND	10	0-1	0.00	0-1	0.00	0-0	0.0	0	0	0	0	0	0	0	1	0
5/27	@ATL	8	0-1	0.00	0-1	0.00	0-0	0.0	0	0	0	0	0	0	0	0	0
5/30	@NYL	4	2-3	66.7	1-2	50.0	0-0	0.0	0	0	0	0	0	0	0	0	5
6/6	CHI	0	0-0	0.00	0-0	0.00	0-0	0.0	0	0	0	0	0	0	0	0	0
6/9	@ DAL	7	1-2	50.0	0-1	0.00	0-0	0.0	0	0	0	0	0	0	0	1	2
6/10	@ PHO	4	1-4	25.0	1-2	50.0	0-0	0.0	0	1	1	0	0	0	0	1	3
6/13	DAL	DNP															
6/15	SAS	1	0-0	0.0	0-0	0.0	0-0	0.0	0	0	0	0	0	0	0	0	0
6/18	PHO	11	0-3	0.0	0-2	0.0	0-0	0.0	0	2	2	0	1	0	0	2	0
6/24	@IND	DNP															
6/27	@ CON	6	1-1	100	1-1	100	1-2	50.0	0	0	0	0	0	0	0	0	4
6/30	@ATL	DNP															
7/2	WAS	3	0-0	0.0	0-0	0.0	0-0	0.0	0	0	0	0	0	0	0	0	0
7/6	@MIN	3	0-0	0.0	0-0	0.0	0-0	0.0	0	1	1	0	0	0	0	0	0
7/8	@SEA	5	0-2	0.0	0-2	0.0	0-0	0.0	0	1	1	0	0	0	0	1	0
7/13	CON	5	0-2	0.0	0-0	0.0	0-0	0.0	1	0	1	1	0	0	0	0	0
7/17	IND	7	1-4	25.0	1-2	50.0	0-0	0.0	0	1	1	0	0	0	0	1	3
7/20	CHI	2	0-1	0.0	0-0	0.0	0-0	0.0	0	0	0	0	0	0	0	0	0
7/25	SEA	DNP															
7/28	@SAS	3	0-0	0.0	0-0	0.0	0-0	0.0	0	0	0	0	0	0	0	1	0
7/30	DAL	8	0-2	0.0	0-1	0.0	0-0	0.0	0	0	0	0	0	0	1	1	0
8/4	NYL	6	0-1	0.0	0-0	0.0	3-4	75.0	0	2	2	0	0	0	0	0	3
8/6	@DAL	11	0-1	0.0	0-1	0.0	0-0	0.0	0	3	3	1	1	1	0	2	0
8/11	@MIN	8	2-2	100	1-1	100	0-0	0.0	0	0	0	0	0	0	0	1	5
8/13	@NYL	19	1-2	50.0	0-1	0.0	0-0	0.0	0	2	2	2	0	1	0	0	2
8/16	@WAS	10	0-1	0.0	0-0	0.0	0-0	0.0	1	2	3	0	1	0	0	1	0
8/18	@CHI	DNP															
8/22	SAS	6	0-1	0.0	0-1	0.0	0-2	0.0	0	1	1	0	0	0	0	0	0
8/24	@PHO	6	0-3	0.0	0-1	0.0	0-0	0.0	0	0	0	0	0	0	0	0	0
8/27	MIN	DNP															
9/1	ATL	18	4-6	66.7	1-2	50.0	0-0	0.0	0	1	1	2	0	0	0	2	9
9/3	CON	9	0-1	0.0	0-0	0.0	0-0	0.0	0	0	0	0	1	0	0	1	0

2017 Regular Season Averages:

	2017 Season Highs	Career Highs
PTS	15 vs PHO 6/18	51 (San Antonio - 9/8/2013)
REB	5 vs CON 7/13	9 (Seattle - 9/12/2013)
AST	4 @ CON 6/27	6 (3 Times)
STL	3, 2 times	5 (3 Times)
BLK	2 vs ATL 5/27	2 (5 Times)
FGM	5 vs PHO 6/18	17 (San Antonio - 9/8/2013)
3FGM	3 vs PHO 6/18	8 (San Antonio - 9/8/2013)
FTM	6 @ CON 6/27	18 (Atlanta - 7/7/2015)
MINs	29 @ CON 6/27	39 (Phoenix - 8/4/2015)

- Did not play at Minnesota on 8/11, at New York on 8/13, at Washington on 8/16, at Chicago on 8/18, against San Antonio on 8/22, against Phoenix on 8/24, against Minnesota on 8/27, against Atlanta on 9/1, and against Connecticut on 9/3 due to left knee strain.
- Played 4 minutes, shot 1-1 from the field, had 1 steal, scored 2 points, and suffered a left knee strain in the first quarter at Dallas on 8/6.
- Came off the bench and played 21 minutes, shooting 3-13 from the field, had 3 rebounds, 1 assist, 1 steal, and led the bench scoring with 6 points against New York on 8/4.
- Played 21 minutes, shot 2-9 from the field, had 1 rebound and 1 steal, and co-led the both benches in scoring with 8 points against Dallas on 7/30.
- Played 17 minutes, shot 2-5 from the field, had 1 assist, 1 steal, and scored 4 points at San Antonio on 7/28.

Notes: Broke the WNBA league's scoring mark with 51 points on 9/8/13 while playing for the Tulsa Shock.

[illegible]