



SPARKS GAME NOTES

Los Angeles Sparks (1-0) at Minnesota Lynx (0-1)
 Tuesday, September 26, 2017 | Williams Arena | 5:00 pm (PST)
 WNBA Finals Playoff Game #2, WNBA Finals Playoff Away Game #2
 ESPN 2

2017 SCHEDULE

| Date | Opponent | Time/Result | Record |
|------|----------------|-----------------------|--------|
| 5/2 | at New York | AL 65-81 | -- |
| 5/7 | at Connecticut | AL 62-79 | -- |
| 5/6 | SAN ANTONIO | AW 73-59 | -- |
| 5/13 | SEATTLE | W 78-68 | 1-0 |
| 5/19 | WASHINGTON | W 99-89 | 2-0 |
| 5/24 | at Indiana | L 90-93 | 2-1 |
| 5/27 | at Atlanta | L 73-75 | 2-2 |
| 5/30 | at New York | W 90-75 | 3-2 |
| 6/6 | CHICAGO | W 79-70 | 4-2 |
| 6/9 | at Dallas | L 90-96 | 4-3 |
| 6/10 | at Phoenix | W 89-79 | 5-3 |
| 6/13 | DALLAS | W 97-87 | 6-3 |
| 6/15 | SAN ANTONIO | W 80-75 | 7-3 |
| 6/18 | PHOENIX | W 90-59 | 8-3 |
| 6/24 | at Indiana | W 84-73 | 9-3 |
| 6/27 | at Connecticut | W 87-79 | 10-3 |
| 6/30 | at Atlanta | W 85-76 | 11-3 |
| 7/2 | WASHINGTON | W 76-69 | 12-3 |
| 7/6 | at Minnesota | L 77-88 | 12-4 |
| 7/8 | at Seattle | L 69-81 | 12-5 |
| 7/13 | CONNECTICUT | W 87-77 | 13-5 |
| 7/17 | INDIANA | W 80-62 | 14-5 |
| 7/20 | CHICAGO | L 80-82 | 14-6 |
| 7/25 | SEATTLE | W 68-60 | 15-6 |
| 7/28 | at San Antonio | W 85-73 | 16-6 |
| 7/30 | DALLAS | W 95-74 | 17-6 |
| 8/4 | NEW YORK | W 87-74 | 18-6 |
| 8/6 | at Dallas | L 79-85 | 18-7 |
| 8/11 | at Minnesota | W 70-64 | 19-7 |
| 8/13 | at New York | L 69-83 | 19-8 |
| 8/16 | at Washington | W 95-62 | 20-8 |
| 8/18 | at Chicago | W 115-106(2OT) | 21-8 |
| 8/22 | SAN ANTONIO | W 75-55 | 22-8 |
| 8/24 | at Phoenix | W 82-67 | 23-8 |
| 8/27 | MINNESOTA | W 78-67 | 24-8 |
| 9/1 | ATLANTA | W 81-56 | 25-8 |
| 9/3 | CONNECTICUT | W 81-70 | 26-8 |
| 9/12 | PHOENIX | #W 79-66 | 1-0 |
| 9/14 | PHOENIX | #W 86-72 | 2-0 |
| 9/17 | at Phoenix | #W 89-87 | 3-0 |
| 9/24 | at Minnesota | #W 85-84 | 4-0 |
| 9/26 | at Minnesota | #5:00pm | |
| 9/29 | MINNESOTA | #6:00pm | |
| 10/1 | MINNESOTA | #5:30pm(If Necessary) | |
| 10/4 | at Minnesota | #5:00pm(If Necessary) | |

*All times Local. ^ Preseason. # Postseason.

SPARKS PR CONTACT

Christy Calvin

Director, Public Relations and Communications

CCalvin@LA-Sparks.com

Cell: (424) 385-3582

Matthew Warren

Coordinator, Public Relations and Communications

MWarren@LA-Sparks.com

Cell: (562) 233-4325

MEDIA AVAILABILITY

Pre-Game: 30 minutes, 1 1/2 hours prior to tip-off.

Post-Game: 30 minutes, 10 minutes after the game.

LOS ANGELES INJURY REPORT

None.

LOS ANGELES SPARKS PROBABLE STARTERS

| G/F | 0 | ALANA BEARD | | | | | 5-11 | 160 | 11 |
|------|-----|-------------|---------|---------|---------|---------|----------|----------|----|
| GP/S | 4/4 | PTS 8.3 | REB 2.3 | AST 0.8 | STL 1.8 | FG% 60% | 3FG% 0.0 | MIN 31.8 | |

2017 PLAYOFF NOTABLES:

-Played 34 minutes, shooting 5-6 from the field, 2-3 from the free throw line, had 2 rebounds, 2 assists, and scored 10 points against Minnesota in Game 1 of the WNBA Finals on 9/24.

-Played 34 minutes, shooting 4-9 from the field, had 2 rebounds, 1 assist, 2 steals, 1 block, and scored 8 points against Phoenix in Game 3 on 9/17.

2017 NOTABLES:

-League leader in steals, averaging 2.1 spg and has at least one steal in 32 of 34 games this season. Beard is 4 steals away from passing Sheryl Swoopes for 3rd all-time and passed Angel McCoughtry for sole possession of 21st all-time. Named AP's Defensive Player of the Year, WNBA Defensive Player of the Year, and WNBA All-Defensive First Team.

| F | 30 | NNEKA OGWUMIKE | | | | | 6-2 | 174 | 5 |
|------|-----|----------------|---------|---------|---------|----------|-----------|----------|---|
| GP/S | 4/4 | PTS 14.3 | REB 9.0 | AST 1.5 | STL 2.3 | FG% 53.8 | 3FG% 25.0 | MIN 31.5 | |

2017 PLAYOFF NOTABLES

-Third in the playoffs in steals with 2.3 spg.

-Played 29 minutes, shooting 4-9 from the field, 3-5 from the free throw line, had 6 rebounds, 1 assist, 2 steals, and scored 11 points against Minnesota in Game 1 of the WNBA Finals.

-Played 31 minutes, shooting 3-5 from the field, 3-4 from the free throw line, had a game high 12 rebounds, 1 assist, 2 steals, 1 block, and scored 9 points against Phoenix in Game 3 on 9/17.

2017 NOTABLES

-Tied for second in the league in steals averaging 1.9 spg, and tied for fourth in field goal % with 56.1%. Scored in double figures in 32 of 34 this season and has scored 20+ points in 19 of those contests, name to AP's First Team All-WNBA, 2017 All-Star Reserve, and 2017 WNBA All-Defensive First Team.

| | | | | | | | | | | | | | | | |
|------|-----|----------------|------|-----|-----|-----|-----|-----|-----|-----|------|------|------|-----|------|
| F/C | 3 | CANDACE PARKER | | | | | | | 6-4 | 175 | 9 | | | | |
| GP/S | 4/4 | PTS | 18.8 | REB | 9.5 | AST | 6.0 | STL | 2.5 | FG% | 43.1 | 3FG% | 30.0 | MIN | 33.0 |

2017 PLAYOFF NOTABLES

-Second in the league in assists with 6.0 apg, 2nd in steals with 2.5 spg, and tied for 3rd in blocks with 2.0 bpg, and 5th in the league in rebounds with 9.5 rpg.

-Played 33 minutes, shooting 5-14 from the field, 1-6 from 3-point range, perfect 4-4 from the free throw line, had 12 rebounds, 4 assists, 3 steals, 1 block, and scored 15 points for her third straight and 14th playoff career double-double against Minnesota in Game 1 of the WNBA Finals on 9/24.

2017 NOTABLES

-Fifth in the league in blocks, averaging 1.7 bpg. Scored in double figures in 31 of 33 games this season. Named WNBA Player of the Week for 6/18, 7/2, 7/30, 8/28, WNBA Player of the Month for August, and named 2017 All-Star Starter for Western Conference. Awarded 2017 ESPY for Best WNBA Player. Named to AP's First Team All-WNBA and recorded the league's sixth triple-double at San Antonio on 7/28.

| G | 1 | ODYSSEY SIMS | | | | | | 5-8 | 160 | 3 | | | | | |
|------|-----|--------------|------|-----|-----|-----|-----|-----|-----|-----|------|------|------|-----|------|
| GP/S | 4/4 | PTS | 17.8 | REB | 2.8 | AST | 3.8 | STL | 0.5 | FG% | 47.5 | 3FG% | 36.4 | MIN | 35.0 |

2017 PLAYOFF NOTABLES

-Played 33 minutes, shooting 7-15 from the field, 2-4 from 3-point range, had 4 rebounds, 5 assists, and scored 16 points against Minnesota in Game 1 of the WNBA Finals on 9/24.

-Played 34 minutes, shooting a playoff career high 9-12 from the field, 1-2 from 3-point range, perfect 3-3 from the free throw line, had 1 rebound, 2 assists, and tied a playoff career high scoring a game high 22 points (along with Phoenix's Diana Taurasi) against Phoenix in Game 3 on 9/17.

-Played 37 minutes tying a playoff career high, shooting a playoff career high 8-20 from the field, 1-3 from 3-point range, perfect 4-4 from the free throw line, had a playoff career high 5 rebounds, 3 assists, 1 steal, and scored 21 points against Phoenix in Game 2 on 9/14.

-Played game high 36 minutes, shooting 4-12 from the field, perfect 4-4 from the free throw line, had 1 rebound, 5 assists, 1 steal, and scored 12 points in Game 1 against Phoenix.

| G 12 CHELSEA GRAY | | | | | | | | | | 5-11 170 | | | 2 | | |
|-------------------|-----|-----|------|-----|-----|-----|-----|-----|-----|----------|------|------|------|-----|------|
| GP/S | 4/4 | PTS | 17.3 | REB | 4.3 | AST | 6.5 | STL | 1.0 | FG% | 47.4 | 3FG% | 37.5 | MIN | 35.8 |

2017 PLAYOFF NOTABLES:

-Playoff leader in assists with 6.5 apg.

-Played 36 minutes, shooting a playoff career high 10-16 from the field, 4-8 from 3-point range, 3-5 from the free throw line, had 3 rebounds, 6 assists, 1 steal, and scored a playoff career high and game high 27 points against Minnesota in Game 1 of the WNBA Finals on 9/24.

-Played 34 minutes, shooting 6-14 from the field, 2-7 from 3-point range, had 5 rebounds, had a playoff career and game high 8 assists, and scored 14 points against Phoenix in Game 3 on 9/17.

2017 NOTABLES:

-Scored in double figures in 28 of 34 games this season. League leader in three-point %, 48.2% third in the league averaging 33.1 minutes, and name 2017 All-Star Reserve.

LASparks.com
 @LA_Sparks

FINAL 2017 WNBA REGULAR SEASON STANDINGS

| EASTERN CONFERENCE | | RECORD | WESTERN CONFERENCE | | RECORD |
|-------------------------------|--|--------|--------------------------------------|--|-------------|
| New York Liberty - x | | 22-12 | Minnesota Lynx - x | | 27-7 |
| Connecticut Sun - x | | 21-13 | <u>Los Angeles Sparks - x</u> | | <u>26-8</u> |
| Washington Mystics - x | | 18-16 | Phoenix Mercury - x | | 18-16 |
| Chicago Sky - o | | 12-22 | Dallas Wings - x | | 16-18 |
| Atlanta Dream - o | | 12-22 | Seattle Storm - x | | 15-19 |
| Indiana Fever - o | | 9-25 | San Antonio Stars - o | | 8-26 |

x: Clinched Playoff Berth o: Eliminated from Playoff contention

TEAM RECORDS

| REGULAR SEASON RECORDS | | | | | | PLAYOFF RECORDS | | | | |
|------------------------|--------|--------|--------|-------|-------|-----------------|--------|-------|-------|-------|
| | Record | Home | Road | OT | 2OT | | Record | Home | Road | OT |
| Overall | (26-8) | (16-1) | (10-7) | (0-0) | (1-0) | Overall | (4-0) | (2-0) | (2-0) | (0-0) |
| West | (12-4) | (8-0) | (4-4) | (0-0) | (0-0) | West | (4-0) | (2-0) | (2-0) | (0-0) |
| East | (14-4) | (8-1) | (6-3) | (0-0) | (1-0) | East | (0-0) | (0-0) | (0-0) | (0-0) |
| Streaks: | (7-0) | (7-0) | (3-0) | -- | (1-0) | Streaks: | (4-0) | (2-0) | (2-0) | -- |

LOS ANGELES SPARKS ROSTER

| NO | PLAYER | POS | HT | WT | DOB | FROM | YRS |
|----|-----------------------|-----|------|-----|----------|--------------|-----|
| 0 | Alana Beard | G-F | 5-11 | 160 | 5/14/82 | Duke | 11 |
| 17 | Essence Carson | F-G | 6-0 | 163 | 7/28/86 | Rutgers | 9 |
| 26 | Maimouna Diarra | C | 6-6 | 198 | 1/30/91 | Senegal | R |
| 12 | Chelsea Gray | G | 5-11 | 170 | 10/8/92 | Duke | 2 |
| 7 | Sandrine Gruda | F-C | 6-4 | 185 | 6/25/87 | France | 5 |
| 33 | Tiffany Jackson-Jones | F | 6-3 | 185 | 4/26/85 | Texas | 8 |
| 42 | Jantel Lavender | C | 6-4 | 185 | 11/12/88 | Ohio State | 6 |
| 30 | Nneka Ogumike | F | 6-2 | 174 | 7/2/90 | Stanford | 5 |
| 3 | Candace Parker | F-C | 6-4 | 175 | 4/19/86 | Tennessee | 9 |
| 1 | Odyssey Sims | G | 5-8 | 160 | 7/13/92 | Baylor | 3 |
| 24 | Sydney Wiese | G | 6-0 | 150 | 6/16/95 | Oregon State | R |
| 2 | Riquna Williams | G | 5-7 | 165 | 5/28/90 | Miami (FLA) | 4 |

BASKETBALL OPERATIONS STAFF

| | |
|------------------------------|------------------------------|
| Head Coach | Brian Agler (Whittenberg) |
| Assistant Coach | Tonya Edwards (Tennessee) |
| Assistant Coach | Bobbie Kelsey (Stanford) |
| Athletic Trainer | Courtney Watson (California) |
| Strength-and-Condition Coach | Kelly Dormandy (Springfield) |

PRONUNCIATION GUIDE

| | |
|-----------------|---------------------------|
| Brian Agler | AGG-ler |
| Alana Beard | ah-LAY-nah |
| Nneka Ogumike | NEH-kuh Oh-gwoo-MIH-kay |
| Sydney Wiese | WEECE (rhymes with REESE) |
| Riquna Williams | rih-QUAHN-uh |

HOW THE 2017 LOS ANGELES SPARKS WERE BUILT

DRAFT

Candace Parker (1st pick, 2008)
Jantel Lavender (5th pick, 2011)
Nneka Ogumike (1st pick, 2012)
Sydney Wiese (11th pick, 2017)

FREE AGENCY

Alana Beard (2/8/12)
Essence Carson (3/31/16)
Tiffany Jackson-Jones (2/7/17)
Maimouna Diarra (5/12/17)
Sandrine Gruda (7/28/17)

TRADE

Riquna Williams (from DAL 3/1/16)
Chelsea Gray (from CON 4/15/16)
Odyssey Sims (from DAL, 2/17/17)

RECENT TRANSACTIONS

| | |
|--------------------|--|
| September 11, 2017 | Agree to a multi-year contract extension with Head Coach Brian Agler |
| July 28, 2017 | Agree to contract with F-C Sandrine Gruda |
| July 3, 2017 | Waived Ify Ibekwe |
| May 12, 2017 | Agree to contract with Maimouna Diarra |
| April 3, 2017 | Named Bobbie Kelsey Assistant Coach |
| February 15, 2017 | Agree to contract extension with F Nneka Ogumike and Jantel Lavender |
| February 9, 2017 | Agree to contract extension with F Candace Parker |
| February 8, 2017 | Re-signed G Alana Beard, Signed C Avery Warley-Tablert, F Ify Ibekwe and G Jamie Weisner |
| February 7, 2017 | Agree to contract with Tiffany Jackson-Jones |



LOS ANGELES SPARKS MEDIA HEADSHOTS



#0 Alana Beard
Guard/Forward



#17 Essence Carson
Forward/Guard



#26 Maimouna Diarra
Center



#12 Chelsea Gray
Guard




#7 Sandrine Gruda
Forward/Center



#33 Tiffany Jackson-Jones
Forward



#42 Jantel Lavender
Center



#30 Nneka Ogumike
Forward



#3 Candace Parker
Forward/Center



#1 Odyssey Sims
Guard



#24 Sydney Wiese
Guard



#2 Riquna Williams
Guard



Brian Agler
Head Coach



Tonya Edwards
Assistant Coach



Bobbie Kelsey
Assistant Coach



Courtney Watson
Athletic Trainer



Kelly Dormandy
Strength & Conditioning
Coach

MINNESOTA LYNX

PLAYOFF SERIES NOTES

All-Time Record: 7-7

All-Time Home Record vs Lynx: 4-4

All-Time Road Record vs. Lynx: 3-3

Current Streak: WON 2

Current Home Streak: LOST 1

Current Road Streak: WON 2

Last Win: at MIN (9/24/17), 85-84

Last Loss: vs MIN (10/16/16), 79-85

Most Points: LAS 92 (10/14/16), MIN 94 (10/4/12)

Fewest Points: LAS 60 (10/11/16), MIN 64 (9/1/03)

Largest Victory: LAS 17 (10/14/16), MIN 19 (10/11/16)

2017 Finals vs. Minnesota

| | |
|---------------------------|----------------------|
| September 24 at Minnesota | W, 85-84 |
| September 26 at Minnesota | 5:00pm |
| September 29 MINNESOTA | 6:00pm |
| October 1 MINNESOTA | 5:30pm(If Necessary) |
| October 4 MINNESOTA | 5:00pm(If Necessary) |

2017 vs. Minnesota

| | |
|-----------------|----------|
| July 6 @ MIN | L, 77-88 |
| August 11 @ MIN | W, 70-64 |
| August 27 MIN | W, 78-67 |

WHAT TO LOOK FOR:

-The Sparks will look to extend their current winning streak to 12 straight wins since a regular season victory on August 16 @ Washington.

-Bench scoring: both benches combined for only 15 points (Lynx - 9, Sparks - 6). The benches will need to supplement scoring in Game 2 when the starters get into foul trouble.

-Timely Runs: The Sparks only major run was the 28-2 run to start Game 1. Minnesota had multiple runs to chip away at the 26-point Sparks lead.

-Minnesota will look to play a smaller line-up to try and stop Odyssey Sims and Chelsea Gray defensively. Their smaller line-up was key in getting the Lynx back in the 2nd half of Game 1 of the WNBA Finals.

2017 REGULAR SEASON SERIES RECAP

Los Angeles 78, Minnesota 67- Staples Center (8/27/17)

LOS ANGELES (AP) Candace Parker had 24 points and 10 rebounds and Chelsea Gray added 15 points, six rebounds, five assists and three steals to help the Los Angeles Sparks beat the Minnesota Lynx 78-67 on Sunday. Los Angeles (24-8) clinched at least a top-two seed in the WNBA playoffs - which begin Sept. 6 - and pulled within a half-game of the league-leading Lynx. The Sparks beat Minnesota in the WNBA Finals last year on Nneka Ogumike's last-second putback. Minnesota (24-7) led 6-0, but the Sparks scored 22 of the next 29 points, including 10 by Parker, and led the rest of the way. Maya Moore hit a 3-pointer to pull the Lynx within three points midway through the second quarter, but Gray scored six points during a 13-2 run to close the half and take a 46-32 lead into the break. Minnesota trailed by double figures the rest of the way. Sylvia Fowles led the Lynx with 17 points and 14 rebounds.

| August 27, 2017 SCORE | HI SCORER | HI REBOUNDER | HI ASSISTS | FG% | FT% | REB (O-D-T) |
|-----------------------|-------------|--------------|--------------|-------|-----|-------------|
| @Los Angeles 78 | Parker - 24 | Parker - 10 | Gray - 5 | 47.0% | 75% | 6-25-31 |
| Minnesota 67 | Fowles - 17 | Fowles - 14 | Augustus - 6 | 49.2% | 50% | 3-29-32 |

Los Angeles 70, Minnesota 64 - Xcel Energy Center (8/11/17)

ST. PAUL, Minn. (AP) Chelsea Gray scored 23 points, Candace Parker had 19 points and 10 rebounds, and the Los Angeles Sparks beat the Minnesota Lynx 70-64 on Friday night. Minnesota's Rebekkah Brunson caught Maya Moore's airball and put it in to get the Lynx within 66-63 with 49.3 seconds left. Nneka Ogumike answered with a baseline jumper for her first basket of the game with 28 seconds left. Sylvia Fowles missed a shot in the lane and Gray made two free throws with 14.6 seconds remaining for a seven-point lead. Odyssey Sims added 14 points for Los Angeles (19-7) and Ogumike scored three points to reach 3,000 for her career. Fowles had 17 points and 13 rebounds for Minnesota (21-4). Brunson added 14 points and nine rebounds, and Moore scored 12. The Lynx unveiled their new logo for next season at halftime.

| August 11, 2017 SCORE | HI SCORER | HI REBOUNDER | HI ASSISTS | FG% | FT% | REB (O-D-T) |
|-----------------------|-------------|--------------|--------------|-------|-------|-------------|
| Los Angeles 70 | Gray - 23 | Parker - 10 | Sims - 5 | 37.5% | 93.8% | 6-24-30 |
| @Minnesota 64 | Fowles - 17 | Fowles - 13 | Augustus - 6 | 42.6% | 72.7% | 7-28-35 |

Los Angeles 77, Phoenix 88 - Xcel Energy Center (7/6/17)

ST. PAUL, Minn. (AP) Sylvia Fowles had 20 points and 13 rebounds, Renee Montgomery scored a season-high 20 points, and the Minnesota Lynx beat the Los Angeles Sparks 88-77 on Thursday night in a rematch of the WNBA Finals. Los Angeles won the title last year, taking the deciding fifth game in Minnesota on Nneka Ogumike's short jumper with 3.1 seconds left. On Thursday, Minnesota (13-1) was ahead by 19 points in the first half, but Los Angeles (12-4) cut it to 53-49 midway through the third quarter. The Sparks had won eight straight. Plenette Pierson's open 3-pointer from the wing with 7:31 left gave Minnesota the first double-digit lead of the fourth quarter. Fowles made a layup for an 84-77 lead with 1:23 to go and after a Los Angeles turnover, Rebekkah Brunson followed her own miss for a nine-point lead. Seimone Augustus added 16 points for Minnesota (13-1), and Maya Moore had 10 to move past Asjha Jones for 30th in WNBA history with 4,007. Ogumike had 27 points and 14 rebounds for Los Angeles. Candace Parker was scoreless in the first half and her only points came on a fast-break layup with 6:26 left in the third quarter. It was only her second game this season scoring under 10 points. Minnesota's backups outscored Los Angeles' 33-17, highlighted by Montgomery's four 3-pointers. Montgomery hit a 3-pointer to give Minnesota an 18-8 lead and her second 3 of the quarter made it 23-14. The Lynx led by 11 after the first quarter as Los Angeles turned it over six times. At the end of the third quarter, Montgomery dribbled down the clock and caught a defender on a pump fake before draining her fourth straight 3-pointer for a 68-61 lead.

| July 6, 2017 | SCORE | HI SCORER | HI REBOUNDER | HI ASSISTS | FG% | FT% | REB (O-D-T) |
|--------------|-------|--------------|--------------|----------------|-------|-------|-------------|
| Los Angeles | 77 | Ogumike - 27 | Ogumike - 14 | Beard - 5 | 48.5% | 81.8% | 9-19-28 |
| @Minnesota | 88 | Fowles - 20 | Fowles - 13 | Montgomery - 4 | 47.9% | 73.7% | 15-24-39 |

| LAST GAME INDIVIDUAL GAME PERFORMANCE | | |
|---------------------------------------|-----------------|-------------|
| LOS ANGELES | HIGHS | MINNESOTA |
| Gray - 27 | POINTS | Moore - 27 |
| Parker - 12 | REBOUNDS | Fowles - 13 |
| Gray - 6 | ASSISTS | Whalen - 6 |
| Parker - 1 | BLOCKS | Fowles - 3 |
| Gray - 36 | MINUTES | Moore - 38 |

| KEY FACTORS | | |
|-------------|----------------------------|-----------|
| LOS ANGELES | HIGHS | MINNESOTA |
| 15 | TO PTS | 18 |
| 32 | Points in the Paint | 44 |
| 8 | 2nd Chance Pts | 14 |
| 11 | Fast Break Pts | 20 |
| 6 | Bench | 9 |

| 2017 PLAYOFF STATISTICS | | |
|-------------------------|-----------------|---------------------|
| LOS ANGELES | HIGHS | MINNESOTA |
| Parker - 18.8 | POINTS | Moore - 21.0 |
| Parker - 9.5 | REBOUNDS | Fowles - 10.8 |
| Gray - 6.5 | ASSISTS | Whalen - 5.0 |
| Parker - 2.5 | STEALS | Moore, Fowles - 1.3 |
| Parker - 1.8 | BLOCKS | Fowles - 1.8 |
| Gray - 35.8 | MINUTES | Fowles - 34.5 |

2017 CUME STATS PLAYOFFS

Through September 24 (4-0)

LOS ANGELES SPARKS

2017 PLAYOFFS / ALL ROUNDS COMBINED

| PLAYER | G | GS | MIN | -FIELD GOALS- | | | -3-POINT FG-- | | | -FREE THROWS- | | | --REBOUNDS-- | | | AST | PF | DQ | STL | TO | BLK | PTS | AVG |
|---------------|---|----|-----|---------------|-----|------|---------------|-----|------|---------------|-----|-------|--------------|-----|-----|-----|----|----|-----|----|-----|-----|------|
| | | | | FG | FGA | PCT | FG | FGA | PCT | FT | FTA | PCT | OFF | DEF | TOT | | | | | | | | |
| Parker | 4 | 4 | 132 | 25 | 58 | .431 | 6 | 20 | .300 | 19 | 20 | .950 | 6 | 32 | 38 | 24 | 18 | 0 | 10 | 11 | 7 | 75 | 18.8 |
| Sims | 4 | 4 | 140 | 28 | 59 | .475 | 4 | 11 | .364 | 11 | 11 | 1.000 | 5 | 6 | 11 | 15 | 7 | 0 | 2 | 11 | 0 | 71 | 17.8 |
| Gray | 4 | 4 | 143 | 27 | 57 | .474 | 9 | 24 | .375 | 6 | 9 | .667 | 1 | 16 | 17 | 26 | 8 | 0 | 4 | 10 | 0 | 69 | 17.3 |
| Ogumike | 4 | 4 | 126 | 21 | 39 | .538 | 1 | 4 | .250 | 14 | 20 | .700 | 9 | 27 | 36 | 6 | 15 | 0 | 9 | 8 | 1 | 57 | 14.3 |
| Beard | 4 | 4 | 127 | 15 | 25 | .600 | 0 | 1 | .000 | 3 | 5 | .600 | 2 | 7 | 9 | 3 | 13 | 0 | 7 | 4 | 2 | 33 | 8.3 |
| Lavender | 4 | 0 | 61 | 9 | 21 | .429 | 1 | 4 | .250 | 1 | 1 | 1.000 | 5 | 10 | 15 | 3 | 7 | 0 | 3 | 2 | 0 | 20 | 5.0 |
| Carson | 4 | 0 | 59 | 6 | 13 | .462 | 0 | 2 | .000 | 2 | 4 | .500 | 2 | 2 | 4 | 1 | 5 | 0 | 2 | 1 | 0 | 14 | 3.5 |
| Gruda | 1 | 0 | 1 | 0 | 0 | --- | 0 | 0 | --- | 0 | 0 | --- | 0 | 0 | 0 | 0 | 0 | 0 | 0 | 0 | 0 | 0 | 0.0 |
| Jackson-Jones | 1 | 0 | 0 | 0 | 0 | --- | 0 | 0 | --- | 0 | 0 | --- | 0 | 0 | 0 | 0 | 0 | 0 | 0 | 0 | 0 | 0 | 0.0 |
| Wiese | 1 | 0 | 1 | 0 | 0 | --- | 0 | 0 | --- | 0 | 0 | --- | 0 | 0 | 0 | 0 | 0 | 0 | 0 | 0 | 0 | 0 | 0.0 |
| Williams | 3 | 0 | 10 | 0 | 4 | .000 | 0 | 2 | .000 | 0 | 0 | --- | 1 | 0 | 1 | 0 | 1 | 0 | 1 | 0 | 0 | 0 | 0.0 |
| TEAM | 4 | - | 800 | 131 | 276 | .475 | 21 | 68 | .309 | 56 | 70 | .800 | 31 | 100 | 131 | 78 | 74 | 0 | 38 | 51 | 10 | 339 | 84.8 |
| OPPONENTS | 4 | - | 800 | 116 | 252 | .460 | 30 | 66 | .455 | 47 | 60 | .783 | 25 | 97 | 122 | 73 | 82 | 3 | 20 | 63 | 11 | 309 | 77.3 |

| PLAYER | -- SINGLE-GAME HIGHS -- | | | | | | | ----- AVERAGE PER GAME ----- | | | | | | | -CAREER HIGHS (C=SET, T=TIED THIS SEASON)- | | | | | | |
|---------------|-------------------------|-----|-----|----|----|----|-----|------------------------------|------|------|------|------|------|------|--|-----|----|-----|-----|-----|-----|
| | MIN | REB | AST | ST | TO | BL | PTS | MIN | REB | AST | STL | TO | BLK | PTS | FG | FGA | FT | FTA | REB | AST | PTS |
| Parker | 37 | 13 | 11 | 4 | 4 | 3 | 24 | 33.1 | 9.5 | 6.0 | 2.50 | 2.8 | 1.75 | 18.8 | 14 | 24 | 14 | 15 | 18 | 11C | 33 |
| Sims | 37 | 5 | 5 | 1 | 5 | 0 | 22 | 35.0 | 2.8 | 3.8 | 0.50 | 2.8 | 0.00 | 17.8 | 9C | 21 | 9 | 11 | 5C | 7 | 22T |
| Gray | 38 | 6 | 8 | 2 | 5 | 0 | 27 | 35.7 | 4.3 | 6.5 | 1.00 | 2.5 | 0.00 | 17.3 | 10C | 16C | 6 | 8 | 6C | 8C | 27C |
| Ogumike | 34 | 12 | 3 | 3 | 4 | 1 | 19 | 31.4 | 9.0 | 1.5 | 2.25 | 2.0 | 0.25 | 14.3 | 11 | 14T | 7 | 8 | 14 | 6 | 27 |
| Beard | 34 | 3 | 2 | 3 | 2 | 1 | 11 | 31.9 | 2.3 | 0.8 | 1.75 | 1.0 | 0.50 | 8.3 | 9 | 21 | 7 | 7 | 9 | 7 | 22 |
| Lavender | 18 | 7 | 2 | 2 | 1 | 0 | 11 | 15.3 | 3.8 | 0.8 | 0.75 | 0.5 | 0.00 | 5.0 | 10 | 11 | 3 | 5 | 8 | 5 | 20 |
| Carson | 16 | 3 | 1 | 2 | 1 | 0 | 4 | 14.7 | 1.0 | 0.3 | 0.50 | 0.3 | 0.00 | 3.5 | 9 | 19 | 4 | 5 | 5 | 3 | 20 |
| Gruda | 1 | 0 | 0 | 0 | 0 | 0 | 0 | 0.5 | 0.0 | 0.0 | 0.00 | 0.0 | 0.00 | 0.0 | 3 | 9 | 1 | 4 | 5 | 2 | 6 |
| Jackson-Jones | 0 | 0 | 0 | 0 | 0 | 0 | 0 | 0.3 | 0.0 | 0.0 | 0.00 | 0.0 | 0.00 | 0.0 | 6 | 11 | 4 | 4 | 10 | 2 | 14 |
| Wiese | 1 | 0 | 0 | 0 | 0 | 0 | 0 | 0.5 | 0.0 | 0.0 | 0.00 | 0.0 | 0.00 | 0.0 | 0C | 0C | 0C | 0C | 0C | 0C | 0C |
| Williams | 5 | 1 | 0 | 1 | 0 | 0 | 0 | 3.4 | 0.3 | 0.0 | 0.33 | 0.0 | 0.00 | 0.0 | 1 | 6 | 0T | 0T | 2 | 1 | 2 |
| TEAM | 200 | 38 | 23 | 12 | 14 | 5 | 89 | 200.0 | 32.8 | 19.5 | 9.50 | 12.8 | 2.50 | 84.8 | 39 | 78 | 28 | 33 | 44 | 31 | 103 |
| OPPONENTS | 200 | 35 | 22 | 6 | 10 | 4 | 87 | 200.0 | 30.5 | 10.3 | 5.00 | 15.8 | 2.75 | 77.3 | 40 | 82 | 30 | 37 | 46 | 25 | 103 |

Through September 24 (3-1)

MINNESOTA LYNX

2017 PLAYOFFS / ALL ROUNDS COMBINED

| PLAYER | G | GS | MIN | -FIELD GOALS- | | | -3-POINT FG-- | | | -FREE THROWS- | | | --REBOUNDS-- | | | AST | PF | DQ | STL | TO | BLK | PTS | AVG |
|-------------|---|----|-----|---------------|-----|-------|---------------|-----|------|---------------|-----|------|--------------|-----|-----|-----|----|----|-----|----|-----|-----|------|
| | | | | FG | FGA | PCT | FG | FGA | PCT | FT | FTA | PCT | OFF | DEF | TOT | | | | | | | | |
| Moore | 4 | 4 | 133 | 30 | 58 | .517 | 11 | 19 | .579 | 13 | 18 | .722 | 3 | 13 | 16 | 17 | 16 | 0 | 5 | 7 | 2 | 84 | 21.0 |
| Fowles | 4 | 4 | 138 | 37 | 56 | .661 | 0 | 0 | --- | 8 | 16 | .500 | 16 | 27 | 43 | 7 | 10 | 0 | 5 | 10 | 7 | 82 | 20.5 |
| Augustus | 4 | 4 | 126 | 34 | 55 | .618 | 8 | 11 | .727 | 0 | 1 | .000 | 2 | 19 | 21 | 17 | 7 | 0 | 1 | 5 | 2 | 76 | 19.0 |
| Montgomery | 4 | 0 | 76 | 11 | 28 | .393 | 7 | 17 | .412 | 1 | 2 | .500 | 0 | 4 | 4 | 11 | 0 | 0 | 0 | 2 | 0 | 30 | 7.5 |
| Brunson | 4 | 4 | 99 | 8 | 26 | .308 | 1 | 5 | .200 | 10 | 13 | .769 | 7 | 15 | 22 | 6 | 14 | 0 | 1 | 1 | 0 | 27 | 6.8 |
| Mhalen | 4 | 4 | 82 | 10 | 20 | .500 | 0 | 3 | .000 | 4 | 6 | .667 | 0 | 8 | 8 | 20 | 6 | 0 | 1 | 3 | 1 | 24 | 6.0 |
| Perkins | 4 | 0 | 70 | 0 | 16 | .500 | 4 | 7 | .571 | 0 | 0 | --- | 2 | 9 | 11 | 5 | 10 | 0 | 4 | 5 | 0 | 20 | 5.0 |
| Fagbenle | 2 | 0 | 4 | 2 | 3 | .667 | 0 | 0 | --- | 0 | 0 | --- | 1 | 0 | 1 | 0 | 1 | 0 | 0 | 0 | 0 | 4 | 2.0 |
| Pierson | 4 | 0 | 33 | 3 | 8 | .375 | 0 | 1 | .000 | 0 | 0 | --- | 0 | 4 | 4 | 3 | 8 | 0 | 1 | 5 | 1 | 6 | 1.5 |
| Howard | 4 | 0 | 25 | 2 | 6 | .333 | 0 | 1 | .000 | 0 | 1 | .000 | 1 | 3 | 4 | 0 | 1 | 0 | 1 | 2 | 0 | 4 | 1.0 |
| Zandalasini | 2 | 0 | 9 | 1 | 1 | 1.000 | 0 | 0 | --- | 0 | 0 | --- | 0 | 0 | 0 | 1 | 2 | 0 | 0 | 0 | 0 | 2 | 1.0 |
| Jones | 2 | 0 | 5 | 0 | 1 | .000 | 0 | 0 | --- | 0 | 2 | .000 | 0 | 1 | 1 | 1 | 1 | 0 | 0 | 1 | 0 | 0 | 0.0 |
| TEAM | 4 | - | 800 | 146 | 278 | .525 | 31 | 64 | .484 | 36 | 59 | .610 | 32 | 103 | 135 | 88 | 76 | 0 | 19 | 44 | 13 | 359 | 89.8 |
| OPPONENTS | 4 | - | 800 | 110 | 274 | .431 | 28 | 71 | .394 | 55 | 70 | .786 | 39 | 85 | 124 | 67 | 70 | 0 | 16 | 45 | 17 | 319 | 79.8 |

| PLAYER | -- SINGLE-GAME HIGHS -- | | | | | | | ----- AVERAGE PER GAME ----- | | | | | | | -CAREER HIGHS (C=SET, T=TIED THIS SEASON)- | | | | | | |
|-------------|-------------------------|-----|-----|----|----|----|-----|------------------------------|------|------|------|------|------|------|--|-----|----|-----|-----|-----|-----|
| | MIN | REB | AST | ST | TO | BL | PTS | MIN | REB | AST | STL | TO | BLK | PTS | FG | FGA | FT | FTA | REB | AST | PTS |
| Moore | 38 | 5 | 5 | 2 | 3 | 1 | 27 | 33.3 | 4.0 | 4.3 | 1.25 | 1.8 | 0.50 | 21.0 | 13 | 29 | 11 | 12 | 12 | 11 | 40 |
| Fowles | 36 | 14 | 4 | 2 | 5 | 4 | 25 | 34.5 | 10.8 | 1.8 | 1.25 | 2.5 | 1.75 | 20.5 | 12T | 20 | 8 | 10 | 15 | 4T | 27 |
| Augustus | 35 | 8 | 6 | 1 | 3 | 1 | 24 | 31.4 | 5.3 | 4.3 | 0.25 | 1.3 | 0.50 | 19.0 | 11T | 23 | 13 | 16 | 8T | 7 | 36 |
| Montgomery | 21 | 2 | 4 | 0 | 2 | 0 | 18 | 19.0 | 1.0 | 2.8 | 0.00 | 0.5 | 0.00 | 7.5 | 7C | 10C | 6 | 6 | 2T | 7 | 18C |
| Brunson | 34 | 10 | 3 | 1 | 1 | 0 | 11 | 24.0 | 5.5 | 1.5 | 0.25 | 0.3 | 0.00 | 6.0 | 10 | 15 | 7 | 8 | 19 | 5 | 26 |
| Mhalen | 23 | 3 | 7 | 1 | 2 | 1 | 9 | 20.5 | 2.0 | 5.0 | 0.25 | 0.8 | 0.25 | 6.0 | 11 | 23 | 15 | 17 | 10 | 11 | 31 |
| Perkins | 28 | 5 | 3 | 2 | 2 | 0 | 8 | 17.5 | 2.8 | 1.3 | 1.00 | 1.3 | 0.00 | 5.0 | 9 | 18 | 4 | 6 | 8 | 5 | 24 |
| Fagbenle | 3 | 1 | 0 | 0 | 0 | 0 | 2 | 1.9 | 0.5 | 0.0 | 0.00 | 0.0 | 0.00 | 2.0 | 1C | 2C | 0C | 0C | 1C | 0C | 2C |
| Pierson | 19 | 2 | 3 | 1 | 2 | 1 | 4 | 8.3 | 1.0 | 0.8 | 0.25 | 1.3 | 0.25 | 1.5 | 9 | 21 | 10 | 13 | 12 | 5 | 26 |
| Howard | 10 | 4 | 0 | 1 | 1 | 0 | 2 | 6.4 | 1.0 | 0.0 | 0.25 | 0.5 | 0.00 | 1.0 | 8 | 11 | 2 | 4 | 8 | 3 | 17 |
| Zandalasini | 5 | 0 | 1 | 0 | 0 | 0 | 2 | 4.4 | 0.0 | 0.5 | 0.00 | 0.0 | 0.00 | 1.0 | 1C | 1C | 0C | 0C | 0C | 1C | 2C |
| Jones | 4 | 1 | 1 | 0 | 1 | 0 | 0 | 2.4 | 0.5 | 0.5 | 0.00 | 0.5 | 0.00 | 0.0 | 0C | 1C | 0C | 2C | 1C | 1C | 0C |
| TEAM | 200 | 36 | 27 | 6 | 15 | 6 | 101 | 200.0 | 33.8 | 22.0 | 4.75 | 11.0 | 3.25 | 89.8 | 46 | 82 | 38 | 46 | 46 | 30 | 113 |
| OPPONENTS | 200 | 34 | 19 | 6 | 14 | 6 | 85 | 200.0 | 31.0 | 16.8 | 4.00 | 11.3 | 4.25 | 79.8 | 39 | 78 | 30 | 32 | 45 | 27 | 96 |

2017 CUME STATS SEASON SERIES

2017 SEASON SERIES (2-1)

| 2017 SEASON SERIES (2-1) | | | | LOS ANGELES SPARKS | | | | | | | | | | | | | VS. MINNESOTA | | | | | | | | | | |
|--------------------------|---|----|-----|--------------------|-----|-------|----------|-----|-------|------|-----|-------|---------------|-----|-----|--------------|---------------|---|-----|----|----|-----|------|-----|-----|-----|----|
| PLAYER | G | GS | MIN | -FIELD GOALS- | | | -3-POINT | | | FG-- | | | -FREE THROWS- | | | --REBOUNDS-- | | | AST | PF | DQ | STL | TO | BLK | PTS | AVG | HI |
| | | | | FG | FGA | PCT | FG | FGA | PCT | FT | FTA | PCT | OFF | DEF | TOT | | | | | | | | | | | | |
| Gray | 3 | 3 | 111 | 20 | 42 | .476 | 6 | 15 | .400 | 9 | 11 | .818 | 1 | 8 | 9 | 10 | 4 | 0 | 7 | 7 | 0 | 55 | 18.3 | 23 | | | |
| Parker | 3 | 3 | 100 | 15 | 35 | .429 | 6 | 14 | .429 | 9 | 12 | .750 | 4 | 19 | 23 | 9 | 8 | 0 | 3 | 9 | 4 | 45 | 15.0 | 24 | | | |
| Ogumike | 3 | 3 | 90 | 15 | 33 | .455 | 0 | 6 | .000 | 8 | 10 | .800 | 9 | 19 | 28 | 9 | 13 | 0 | 5 | 8 | 0 | 38 | 12.7 | 27 | | | |
| Sims | 3 | 2 | 78 | 14 | 37 | .378 | 1 | 10 | .100 | 4 | 4 | 1.000 | 1 | 3 | 4 | 9 | 7 | 0 | 2 | 3 | 1 | 33 | 11.0 | 14 | | | |
| Carson | 2 | 0 | 45 | 6 | 10 | .600 | 0 | 1 | .000 | 0 | 0 | --- | 2 | 0 | 2 | 3 | 2 | 0 | 1 | 3 | 0 | 12 | 6.0 | 6 | | | |
| Lavender | 3 | 0 | 49 | 7 | 14 | .500 | 0 | 1 | .000 | 4 | 4 | 1.000 | 0 | 9 | 9 | 0 | 4 | 0 | 0 | 4 | 0 | 18 | 6.0 | 8 | | | |
| Williams | 1 | 1 | 13 | 2 | 5 | .400 | 1 | 4 | .250 | 0 | 0 | --- | 0 | 0 | 0 | 0 | 2 | 0 | 0 | 0 | 0 | 5 | 5.0 | 5 | | | |
| Beard | 3 | 3 | 98 | 6 | 18 | .333 | 0 | 1 | .000 | 2 | 2 | 1.000 | 3 | 9 | 12 | 5 | 7 | 0 | 9 | 5 | 3 | 14 | 4.7 | 8 | | | |
| Wiese | 2 | 0 | 11 | 2 | 2 | 1.000 | 1 | 1 | 1.000 | 0 | 0 | --- | 0 | 1 | 1 | 0 | 1 | 0 | 0 | 0 | 0 | 5 | 2.5 | 5 | | | |
| Jackson-Jones | 2 | 0 | 5 | 0 | 0 | --- | 0 | 0 | --- | 0 | 0 | --- | 1 | 0 | 1 | 0 | 1 | 0 | 0 | 1 | 0 | 0 | 0.0 | 0 | | | |
| SPARKS | 3 | - | 600 | 87 | 196 | .444 | 15 | 53 | .283 | 36 | 43 | .837 | 21 | 68 | 89 | 45 | 49 | 0 | 27 | 40 | 8 | 225 | 75.0 | 78 | | | |
| LYNX | 3 | - | 600 | 89 | 191 | .466 | 16 | 44 | .364 | 25 | 36 | .694 | 25 | 81 | 106 | 52 | 40 | 0 | 18 | 52 | 10 | 219 | 73.0 | 88 | | | |

2017 SEASON SERIES (1-2)

| 2017 SEASON SERIES (1-2) | | | | MINNESOTA LYNX | | | | | | | | | | | | | VS. LOS ANGELES | | | | | | | | | | |
|--------------------------|---|----|-----|----------------|-----|------|----------|-----|------|------|-----|-------|---------------|-----|-----|--------------|-----------------|---|-----|----|----|-----|------|-----|-----|-----|----|
| PLAYER | G | GS | MIN | -FIELD GOALS- | | | -3-POINT | | | FG-- | | | -FREE THROWS- | | | --REBOUNDS-- | | | AST | PF | DQ | STL | TO | BLK | PTS | AVG | HI |
| | | | | FG | FGA | PCT | FG | FGA | PCT | FT | FTA | PCT | OFF | DEF | TOT | | | | | | | | | | | | |
| Fowles | 3 | 3 | 114 | 25 | 43 | .581 | 0 | 0 | --- | 4 | 6 | .667 | 11 | 29 | 40 | 5 | 7 | 0 | 1 | 11 | 7 | 54 | 18.0 | 20 | | | |
| Montgomery | 3 | 2 | 81 | 12 | 22 | .545 | 7 | 10 | .700 | 6 | 9 | .667 | 0 | 4 | 4 | 12 | 5 | 0 | 4 | 9 | 0 | 37 | 12.3 | 20 | | | |
| Augustus | 3 | 3 | 87 | 15 | 27 | .556 | 2 | 4 | .500 | 1 | 2 | .500 | 1 | 11 | 12 | 15 | 3 | 0 | 1 | 4 | 1 | 33 | 11.0 | 16 | | | |
| Moore | 3 | 3 | 100 | 12 | 31 | .387 | 2 | 9 | .222 | 6 | 6 | 1.000 | 4 | 6 | 10 | 7 | 6 | 0 | 6 | 4 | 0 | 32 | 10.7 | 12 | | | |
| Brunson | 3 | 3 | 73 | 11 | 28 | .393 | 2 | 6 | .333 | 2 | 6 | .333 | 4 | 18 | 22 | 2 | 8 | 0 | 1 | 8 | 1 | 26 | 8.7 | 14 | | | |
| Pierson | 3 | 0 | 36 | 5 | 10 | .500 | 2 | 3 | .667 | 2 | 2 | 1.000 | 3 | 5 | 8 | 3 | 6 | 0 | 0 | 5 | 0 | 14 | 4.7 | 9 | | | |
| Whalen | 1 | 1 | 15 | 1 | 6 | .167 | 0 | 2 | .000 | 2 | 3 | .667 | 0 | 0 | 0 | 1 | 0 | 0 | 0 | 2 | 0 | 4 | 4.0 | 4 | | | |
| Jones | 3 | 0 | 26 | 4 | 9 | .444 | 1 | 4 | .250 | 0 | 0 | --- | 0 | 3 | 3 | 2 | 1 | 0 | 0 | 0 | 0 | 9 | 3.0 | 9 | | | |
| Perkins | 3 | 0 | 47 | 2 | 8 | .250 | 0 | 3 | .000 | 2 | 2 | 1.000 | 0 | 3 | 3 | 4 | 1 | 0 | 4 | 5 | 0 | 6 | 2.0 | 4 | | | |
| Howard | 3 | 0 | 20 | 2 | 7 | .286 | 0 | 3 | .000 | 0 | 0 | --- | 2 | 2 | 4 | 1 | 3 | 0 | 1 | 1 | 1 | 4 | 1.3 | 4 | | | |
| LYNX | 3 | - | 600 | 89 | 191 | .466 | 16 | 44 | .364 | 25 | 36 | .694 | 25 | 81 | 106 | 52 | 40 | 0 | 18 | 52 | 10 | 219 | 73.0 | 88 | | | |
| SPARKS | 3 | - | 600 | 87 | 196 | .444 | 15 | 53 | .283 | 36 | 43 | .837 | 21 | 68 | 89 | 45 | 49 | 0 | 27 | 40 | 8 | 225 | 75.0 | 78 | | | |

2017 CUME STATS REGULAR SEASON

Through September 3 (27-7)

MINNESOTA LYNX

2017 REGULAR SEASON STATISTICS

| PLAYER | G | GS | MIN | -FIELD GOALS- | | | -3-POINT FG-- | | | -FREE THROWS- | | | --REBOUNDS-- | | | | PF | DQ | STL | TO | BLK | PTS | AVG |
|-------------|----|----|------|---------------|------|------|---------------|-----|------|---------------|-----|------|--------------|-----|------|-----|-----|----|-----|-----|-----|------|------|
| | | | | FG | FGA | PCT | FG | FGA | PCT | FT | FTA | PCT | OFF | DEF | TOT | AST | | | | | | | |
| Fowles | 34 | 34 | 1048 | 254 | 388 | .655 | 0 | 0 | --- | 136 | 177 | .768 | 123 | 231 | 354 | 52 | 93 | 1 | 44 | 83 | 67 | 644 | 18.9 |
| Moore | 34 | 34 | 1063 | 297 | 468 | .442 | 65 | 158 | .411 | 109 | 127 | .858 | 51 | 120 | 171 | 119 | 80 | 0 | 64 | 61 | 14 | 588 | 17.3 |
| Augustus | 32 | 32 | 886 | 148 | 295 | .502 | 19 | 44 | .432 | 33 | 38 | .868 | 13 | 81 | 94 | 127 | 32 | 0 | 18 | 45 | 3 | 348 | 10.9 |
| Brunson | 30 | 30 | 807 | 109 | 243 | .449 | 23 | 66 | .348 | 64 | 90 | .711 | 51 | 150 | 201 | 44 | 69 | 0 | 33 | 48 | 13 | 305 | 10.2 |
| Mhalen | 22 | 22 | 520 | 69 | 153 | .451 | 12 | 34 | .353 | 27 | 36 | .750 | 8 | 46 | 54 | 90 | 37 | 0 | 11 | 44 | 2 | 177 | 8.0 |
| Montgomery | 34 | 12 | 743 | 92 | 217 | .424 | 39 | 109 | .358 | 48 | 57 | .842 | 15 | 39 | 54 | 117 | 47 | 0 | 24 | 58 | 2 | 271 | 8.0 |
| Pierson | 34 | 4 | 465 | 70 | 164 | .427 | 19 | 56 | .339 | 19 | 24 | .792 | 15 | 61 | 76 | 51 | 49 | 0 | 14 | 35 | 5 | 178 | 5.2 |
| Howard | 34 | 0 | 397 | 61 | 126 | .484 | 3 | 14 | .214 | 22 | 30 | .733 | 31 | 50 | 81 | 25 | 56 | 0 | 18 | 26 | 21 | 147 | 4.3 |
| Perkins | 34 | 2 | 554 | 55 | 149 | .369 | 12 | 38 | .316 | 20 | 24 | .833 | 11 | 57 | 68 | 47 | 42 | 0 | 37 | 28 | 1 | 142 | 4.2 |
| Jones | 29 | 0 | 211 | 26 | 76 | .342 | 11 | 29 | .379 | 12 | 14 | .857 | 4 | 18 | 22 | 23 | 23 | 0 | 8 | 21 | 0 | 75 | 2.6 |
| Fagbenle | 21 | 0 | 89 | 9 | 18 | .500 | 0 | 0 | --- | 7 | 9 | .778 | 5 | 16 | 21 | 1 | 13 | 0 | 3 | 8 | 4 | 25 | 1.2 |
| Zandalesini | 3 | 0 | 19 | 1 | 4 | .250 | 0 | 0 | --- | 0 | 0 | --- | 0 | 1 | 1 | 0 | 2 | 0 | 0 | 2 | 0 | 2 | 0.7 |
| LYNX | 34 | - | 6800 | 1101 | 2301 | .470 | 203 | 548 | .370 | 497 | 626 | .794 | 327 | 870 | 1197 | 696 | 543 | 1 | 274 | 481 | 132 | 2902 | 85.4 |
| OPPONENTS | 34 | - | 6800 | 963 | 2271 | .424 | 190 | 605 | .314 | 408 | 513 | .795 | 277 | 751 | 1028 | 563 | 644 | 3 | 254 | 529 | 109 | 2524 | 74.2 |

| PLAYER | -- SINGLE-GAME HIGHS -- | | | | | | | ----- AVERAGE PER GAME ----- | | | | | | | ----- CAREER HIGHS (C-SET, T-TIED THIS SEASON)----- | | | | | | | | | |
|-------------|-------------------------|-----|-----|----|----|----|-----|------------------------------|------|------|------|------|------|------|---|-----|----|-----|-----|-----|-----|--|--|--|
| | MIN | REB | AST | ST | TO | BL | PTS | MIN | REB | AST | STL | TO | BLK | PTS | FG | FGA | FT | FTA | REB | AST | PTS | | | |
| Fowles | 39 | 15 | 5 | 4 | 6 | 5 | 30 | 30.8 | 10.4 | 1.5 | 1.29 | 2.4 | 1.97 | 18.9 | 14T | 23 | 14 | 18 | 22 | 5T | 35 | | | |
| Moore | 37 | 11 | 9 | 5 | 5 | 2 | 28 | 31.3 | 5.0 | 3.5 | 1.88 | 1.8 | 0.41 | 17.3 | 16 | 32 | 12 | 16 | 16 | 10 | 48 | | | |
| Augustus | 35 | 7 | 10 | 3 | 5 | 1 | 19 | 27.7 | 2.9 | 4.0 | 0.56 | 1.4 | 0.09 | 10.9 | 16 | 28 | 14 | 15 | 9 | 10T | 39 | | | |
| Brunson | 38 | 14 | 5 | 4 | 4 | 2 | 22 | 26.9 | 6.7 | 1.5 | 1.10 | 1.6 | 0.43 | 10.2 | 13 | 18 | 10 | 13 | 20 | 5T | 32 | | | |
| Mhalen | 31 | 6 | 10 | 2 | 4 | 1 | 19 | 23.6 | 2.5 | 4.1 | 0.50 | 2.0 | 0.09 | 8.0 | 13 | 23 | 13 | 16 | 12 | 14 | 33 | | | |
| Montgomery | 38 | 6 | 8 | 3 | 5 | 1 | 21 | 21.8 | 1.6 | 3.4 | 0.71 | 1.7 | 0.06 | 8.0 | 13 | 29 | 11 | 12 | 7 | 10 | 33 | | | |
| Pierson | 31 | 6 | 4 | 2 | 4 | 1 | 11 | 13.7 | 2.2 | 1.5 | 0.41 | 1.0 | 0.15 | 5.2 | 11 | 20 | 13 | 19 | 15 | 10 | 26 | | | |
| Howard | 27 | 9 | 3 | 2 | 4 | 3 | 12 | 11.7 | 2.4 | 0.7 | 0.53 | 0.8 | 0.62 | 4.3 | 10 | 16 | 7 | 8 | 11 | 4 | 21 | | | |
| Perkins | 36 | 7 | 7 | 4 | 2 | 1 | 18 | 16.3 | 2.0 | 1.4 | 1.09 | 0.8 | 0.03 | 4.2 | 17 | 24 | 9 | 10 | 10 | 10 | 39 | | | |
| Jones | 22 | 4 | 5 | 3 | 3 | 0 | 11 | 7.3 | 0.8 | 0.8 | 0.28 | 0.7 | 0.00 | 2.6 | 4C | 9C | 3C | 4C | 4C | 5C | 11C | | | |
| Fagbenle | 12 | 3 | 1 | 1 | 2 | 2 | 6 | 4.2 | 1.0 | 0.0 | 0.14 | 0.4 | 0.19 | 1.2 | 2C | 6C | 2C | 2C | 3C | 1C | 6C | | | |
| Zandalesini | 8 | 1 | 0 | 0 | 1 | 0 | 2 | 6.2 | 0.3 | 0.0 | 0.00 | 0.7 | 0.00 | 0.7 | 1C | 2C | 0C | 0C | 1C | 0C | 2C | | | |
| LYNX | 200 | 45 | 35 | 14 | 22 | 8 | 111 | 200.0 | 35.2 | 20.5 | 8.06 | 14.1 | 3.88 | 85.4 | 45C | 95 | 37 | 45 | 53 | 35C | 124 | | | |
| OPPONENTS | 200 | 44 | 31 | 14 | 25 | 9 | 100 | 200.0 | 30.2 | 16.6 | 7.47 | 15.6 | 3.21 | 74.2 | 47 | 96 | 42 | 55 | 56 | 31C | 127 | | | |

Through September 3 (26-8)

LOS ANGELES SPARKS

2017 REGULAR SEASON STATISTICS

| PLAYER | G | GS | MIN | -FIELD GOALS- | | | -3-POINT FG-- | | | -FREE THROWS- | | | --REBOUNDS-- | | | | PF | DQ | STL | TO | BLK | PTS | AVG |
|---------------|----|----|------|---------------|------|------|---------------|-----|------|---------------|-----|------|--------------|-----|------|-----|-----|----|-----|-----|-----|------|------|
| | | | | FG | FGA | PCT | FG | FGA | PCT | FT | FTA | PCT | OFF | DEF | TOT | AST | | | | | | | |
| Ogunnike | 34 | 34 | 1050 | 244 | 435 | .561 | 18 | 53 | .340 | 134 | 154 | .870 | 61 | 202 | 263 | 72 | 99 | 0 | 63 | 52 | 18 | 640 | 18.8 |
| Parker | 33 | 33 | 1007 | 208 | 435 | .478 | 45 | 127 | .354 | 96 | 127 | .756 | 40 | 237 | 277 | 141 | 77 | 0 | 48 | 89 | 55 | 557 | 16.9 |
| Gray | 34 | 34 | 1125 | 184 | 363 | .507 | 53 | 110 | .482 | 81 | 98 | .827 | 21 | 92 | 113 | 151 | 74 | 0 | 36 | 65 | 8 | 502 | 14.8 |
| Sims | 31 | 14 | 752 | 113 | 253 | .447 | 11 | 58 | .190 | 62 | 70 | .886 | 14 | 45 | 59 | 108 | 60 | 0 | 45 | 44 | 5 | 299 | 9.6 |
| Lavender | 32 | 0 | 553 | 104 | 213 | .488 | 5 | 16 | .313 | 22 | 26 | .846 | 33 | 64 | 97 | 29 | 40 | 0 | 9 | 40 | 5 | 235 | 7.3 |
| Beard | 34 | 34 | 1048 | 96 | 193 | .497 | 6 | 19 | .316 | 37 | 46 | .804 | 21 | 92 | 113 | 76 | 93 | 0 | 71 | 45 | 17 | 235 | 6.9 |
| Williams | 23 | 6 | 408 | 45 | 140 | .321 | 20 | 74 | .270 | 38 | 44 | .864 | 6 | 26 | 32 | 16 | 42 | 0 | 19 | 26 | 3 | 148 | 6.4 |
| Carson | 24 | 14 | 464 | 42 | 104 | .404 | 9 | 36 | .250 | 21 | 24 | .875 | 11 | 29 | 40 | 29 | 29 | 1 | 15 | 18 | 8 | 114 | 4.8 |
| Miese | 28 | 0 | 222 | 23 | 60 | .383 | 14 | 35 | .400 | 4 | 8 | .500 | 3 | 19 | 22 | 8 | 19 | 0 | 5 | 2 | 3 | 64 | 2.3 |
| Gruha | 7 | 0 | 28 | 4 | 11 | .364 | 0 | 0 | --- | 0 | 0 | --- | 1 | 3 | 4 | 0 | 4 | 0 | 0 | 5 | 0 | 8 | 1.1 |
| Jackson-Jones | 26 | 1 | 149 | 12 | 26 | .462 | 0 | 1 | .000 | 5 | 8 | .625 | 8 | 23 | 31 | 3 | 22 | 0 | 2 | 12 | 3 | 29 | 1.1 |
| Ibekwe | 6 | 0 | 24 | 1 | 9 | .111 | 0 | 2 | .000 | 4 | 6 | .667 | 2 | 3 | 5 | 0 | 5 | 0 | 1 | 2 | 0 | 6 | 1.0 |
| Dianna | 10 | 0 | 20 | 1 | 5 | .200 | 0 | 0 | --- | 1 | 2 | .500 | 4 | 7 | 11 | 1 | 5 | 0 | 2 | 3 | 0 | 3 | 0.3 |
| SPARKS | 34 | - | 6850 | 1077 | 2247 | .479 | 181 | 531 | .341 | 505 | 613 | .824 | 225 | 842 | 1067 | 634 | 569 | 1 | 316 | 452 | 125 | 2840 | 83.5 |
| OPPONENTS | 34 | - | 6850 | 904 | 2194 | .430 | 204 | 614 | .332 | 465 | 588 | .791 | 294 | 789 | 1083 | 585 | 615 | 2 | 208 | 556 | 109 | 2557 | 75.2 |

| | -- SINGLE-GAME HIGHS -- | | | | | | | ----- AVERAGE PER GAME ----- | | | | | | | ----- CAREER HIGHS (C-SET, T-TIED THIS SEASON)----- | | | | | | |
|---------------|-------------------------|-----|-----|----|----|----|-----|------------------------------|------|------|------|------|------|------|---|-----|----|-----|-----|-----|------|
| PLAYER | MIN | REB | AST | ST | TO | BL | PTS | MIN | REB | AST | STL | TO | BLK | PTS | FG | FGA | FT | FTA | REB | AST | PTS |
| Ogunnike | 47 | 14 | 6 | 5 | 6 | 3 | 32 | 30.9 | 7.7 | 2.1 | 1.85 | 1.5 | 0.53 | 18.8 | 13T | 24C | 14 | 15 | 20 | 8 | 38 |
| Parker | 40 | 17 | 11 | 4 | 7 | 5 | 29 | 30.5 | 8.4 | 4.3 | 1.45 | 2.7 | 1.67 | 16.9 | 15 | 28 | 14 | 17 | 20 | 11C | 40 |
| Gray | 48 | 8 | 10 | 4 | 6 | 1 | 25 | 33.1 | 3.3 | 4.4 | 1.06 | 1.9 | 0.24 | 14.8 | 9C | 18C | 8C | 10C | 9 | 10C | 25C |
| Sims | 40 | 6 | 10 | 4 | 5 | 1 | 28 | 24.3 | 1.9 | 3.5 | 1.45 | 1.4 | 0.16 | 9.6 | 15 | 27 | 15 | 16 | 7 | 10T | 39 |
| Lavender | 28 | 7 | 3 | 1 | 3 | 2 | 18 | 17.3 | 3.0 | 0.9 | 0.28 | 1.3 | 0.16 | 7.3 | 11 | 22 | 8 | 8 | 13 | 5 | 25 |
| Beard | 41 | 10 | 5 | 5 | 4 | 2 | 18 | 30.8 | 3.3 | 2.2 | 2.09 | 1.3 | 0.50 | 6.9 | 13 | 24 | 11 | 13 | 10T | 10 | 33 |
| Williams | 29 | 5 | 4 | 3 | 4 | 2 | 15 | 17.7 | 1.4 | 0.7 | 0.83 | 1.1 | 0.13 | 6.4 | 17 | 28 | 18 | 20 | 9 | 6 | 51 |
| Carson | 33 | 5 | 4 | 3 | 3 | 2 | 15 | 19.3 | 1.7 | 1.2 | 0.63 | 0.8 | 0.33 | 4.8 | 11 | 21 | 8 | 10 | 11 | 7 | 28 |
| Miese | 27 | 3 | 2 | 1 | 1 | 1 | 22 | 7.9 | 0.8 | 0.3 | 0.18 | 0.1 | 0.11 | 2.3 | 8C | 13C | 3C | 4C | 3C | 2C | 22C |
| Gruha | 11 | 2 | 0 | 0 | 3 | 0 | 6 | 3.9 | 0.6 | 0.0 | 0.00 | 0.7 | 0.00 | 1.1 | 12 | 21 | 9 | 12 | 12 | 4 | 24 |
| Jackson-Jones | 32 | 8 | 2 | 1 | 2 | 1 | 8 | 5.7 | 1.2 | 0.1 | 0.08 | 0.5 | 0.12 | 1.1 | 10 | 16 | 12 | 12 | 17 | 6 | 27 |
| Ibekwe | 10 | 3 | 0 | 1 | 1 | 0 | 3 | 3.9 | 0.8 | 0.0 | 0.17 | 0.3 | 0.00 | 1.0 | 1C | 4C | 2C | 2C | 3T | 0T | 3C |
| Diarra | 6 | 4 | 1 | 1 | 2 | 0 | 2 | 2.0 | 1.1 | 0.1 | 0.20 | 0.3 | 0.00 | 0.3 | 1C | 2C | 1C | 2C | 4C | 1C | 2C |
| SPARKS | 250 | 42 | 34 | 17 | 21 | 7 | 115 | 201.5 | 31.4 | 18.6 | 9.29 | 13.3 | 3.68 | 83.5 | 45C | 99C | 40 | 51 | 55 | 34C | 115C |
| OPPONENTS | 250 | 47 | 31 | 12 | 24 | 8 | 106 | 201.5 | 31.9 | 17.2 | 6.12 | 16.4 | 3.21 | 75.2 | 44 | 93 | 42 | 56 | 55 | 31C | 114 |

2017 TEAM BOX SCORE

| Date | Opponent | MIN | FG-A | PT | 3PM-A | PT | FTM-A | PT | OFF | DEF | TOI | AST | STL | BLK | TO | PF | PTS |
|------|----------|-----|-------|------|-------|------|-------|------|-----|-----|-----|-----|-----|-----|----|----|-----|
| 5/13 | SEA | 200 | 33-72 | 45.8 | 8-18 | 44.4 | 4-8 | 50.0 | 5 | 17 | 22 | 20 | 14 | 0 | 11 | 19 | 78 |
| 5/19 | WAS | 200 | 34-62 | 54.8 | 10-21 | 47.6 | 21-22 | 95.5 | 5 | 20 | 25 | 20 | 8 | 3 | 11 | 15 | 99 |
| 5/24 | @IND | 200 | 34-62 | 54.8 | 8-15 | 53.3 | 14-19 | 73.7 | 4 | 24 | 28 | 19 | 4 | 3 | 9 | 16 | 90 |
| 5/27 | @ATL | 200 | 25-60 | 41.7 | 4-12 | 33.3 | 19-23 | 82.6 | 11 | 21 | 32 | 18 | 3 | 7 | 17 | 20 | 73 |
| 5/30 | @NYL | 200 | 31-62 | 50.0 | 5-16 | 31.3 | 23-27 | 85.2 | 7 | 21 | 28 | 16 | 13 | 3 | 11 | 18 | 90 |
| 6/6 | CHI | 200 | 22-64 | 34.4 | 4-13 | 30.8 | 31-40 | 77.5 | 7 | 25 | 32 | 17 | 13 | 6 | 7 | 15 | 79 |
| 6/9 | @DAL | 200 | 36-72 | 50.0 | 3-11 | 27.3 | 15-15 | 100 | 7 | 22 | 29 | 14 | 7 | 5 | 15 | 20 | 90 |
| 6/10 | @PHO | 200 | 31-59 | 52.5 | 8-18 | 44.4 | 19-27 | 70.4 | 4 | 18 | 22 | 22 | 9 | 4 | 11 | 20 | 89 |
| 6/13 | DAL | 200 | 35-61 | 57.4 | 5-16 | 31.3 | 22-26 | 84.6 | 3 | 24 | 27 | 22 | 9 | 2 | 19 | 29 | 97 |
| 6/15 | SAS | 200 | 27-56 | 48.2 | 2-12 | 16.7 | 24-28 | 85.7 | 4 | 24 | 28 | 15 | 6 | 4 | 13 | 11 | 80 |
| 6/18 | PHO | 200 | 32-67 | 47.8 | 6-19 | 31.6 | 20-23 | 87.0 | 9 | 31 | 40 | 22 | 10 | 4 | 13 | 19 | 90 |
| 6/24 | @IND | 200 | 32-60 | 53.3 | 8-17 | 47.1 | 12-14 | 85.7 | 4 | 27 | 31 | 19 | 9 | 5 | 14 | 21 | 84 |
| 6/27 | @CON | 200 | 32-64 | 50.0 | 4-12 | 33.3 | 19-26 | 73.1 | 8 | 24 | 32 | 20 | 8 | 7 | 9 | 19 | 87 |
| 6/30 | @ATL | 200 | 31-60 | 51.7 | 8-17 | 47.1 | 15-20 | 75.0 | 8 | 25 | 33 | 16 | 9 | 5 | 18 | 17 | 85 |
| 7/2 | WAS | 200 | 28-68 | 41.2 | 8-19 | 42.1 | 12-15 | 80.0 | 10 | 24 | 34 | 17 | 7 | 3 | 9 | 16 | 76 |
| 7/6 | @MIN | 200 | 32-66 | 48.5 | 4-16 | 25.0 | 9-11 | 81.8 | 9 | 19 | 28 | 15 | 9 | 3 | 17 | 18 | 77 |
| 7/8 | @SEA | 200 | 26-70 | 37.1 | 4-23 | 17.4 | 13-14 | 92.9 | 9 | 18 | 27 | 10 | 11 | 5 | 11 | 16 | 69 |
| 7/13 | CON | 200 | 31-70 | 44.3 | 8-23 | 34.8 | 17-20 | 85.0 | 9 | 28 | 37 | 20 | 7 | 5 | 15 | 16 | 87 |
| 7/17 | IND | 200 | 34-64 | 53.1 | 5-10 | 50.0 | 7-9 | 77.8 | 5 | 27 | 32 | 19 | 12 | 5 | 12 | 11 | 80 |
| 7/20 | CHI | 200 | 32-66 | 48.5 | 6-16 | 37.5 | 10-14 | 71.4 | 4 | 24 | 28 | 15 | 7 | 2 | 11 | 10 | 80 |
| 7/25 | SEA | 200 | 26-69 | 37.7 | 2-13 | 15.4 | 14-20 | 70.0 | 13 | 26 | 39 | 16 | 10 | 4 | 11 | 19 | 68 |
| 7/28 | @SAS | 200 | 37-67 | 55.2 | 4-13 | 30.8 | 7-9 | 77.8 | 3 | 26 | 29 | 22 | 7 | 5 | 8 | 14 | 85 |
| 7/30 | DAL | 200 | 40-71 | 56.3 | 3-17 | 17.6 | 12-13 | 92.3 | 8 | 33 | 41 | 28 | 10 | 2 | 15 | 21 | 95 |
| 8/4 | NYL | 200 | 32-70 | 45.7 | 6-18 | 33.3 | 17-22 | 77.3 | 5 | 28 | 33 | 16 | 7 | 1 | 6 | 15 | 87 |
| 8/6 | @DAL | 200 | 26-64 | 40.6 | 2-15 | 13.3 | 25-27 | 92.6 | 4 | 27 | 31 | 10 | 12 | 4 | 15 | 19 | 79 |
| 8/11 | @MIN | 200 | 24-64 | 37.5 | 77-19 | 36.8 | 15-16 | 93.8 | 6 | 24 | 30 | 15 | 7 | 3 | 15 | 17 | 70 |
| 8/13 | @NYL | 200 | 26-63 | 41.3 | 5-19 | 26.3 | 12-13 | 92.3 | 4 | 22 | 26 | 16 | 5 | 7 | 10 | 15 | 69 |
| 8/16 | @WAS | 200 | 40-65 | 61.5 | 3-5 | 60.0 | 12-13 | 92.3 | 8 | 25 | 33 | 24 | 12 | 3 | 13 | 16 | 95 |
| 8/18 | @CHI | 250 | 45-99 | 45.5 | 12-23 | 52.2 | 13-15 | 86.7 | 14 | 28 | 42 | 34 | 17 | 4 | 6 | 12 | 115 |
| 8/22 | SAS | 200 | 29-57 | 50.9 | 6-20 | 30.0 | 11-16 | 68.8 | 3 | 30 | 33 | 22 | 9 | 0 | 14 | 16 | 75 |
| 8/24 | @PHO | 200 | 35-73 | 47.9 | 4-9 | 44.4 | 8-8 | 100 | 7 | 25 | 32 | 18 | 13 | 2 | 8 | 20 | 82 |
| 8/27 | MIN | 200 | 31-66 | 47.0 | 4-18 | 22.2 | 12-16 | 75.0 | 6 | 25 | 31 | 15 | 11 | 2 | 8 | 14 | 78 |
| 9/1 | ATL | 200 | 31-60 | 51.7 | 4-11 | 36.4 | 15-18 | 83.3 | 6 | 30 | 36 | 21 | 10 | 3 | 16 | 20 | 81 |
| 9/3 | CON | 200 | 37-72 | 51.4 | 1-6 | 16.7 | 6-6 | 100 | 5 | 29 | 34 | 21 | 11 | 4 | 13 | 14 | 81 |
| 9/12 | PHO | 200 | 29-67 | 43.3 | 4-15 | 26.7 | 17-21 | 81.0 | 8 | 22 | 30 | 16 | 11 | 0 | 10 | 20 | 79 |
| 9/14 | PHO | 200 | 33-74 | 44.6 | 4-16 | 25.0 | 16-17 | 94.1 | 11 | 27 | 38 | 20 | 12 | 4 | 11 | 22 | 86 |
| 9/17 | @PHO | 200 | 36-66 | 54.5 | 6-17 | 35.3 | 11-13 | 84.6 | 4 | 25 | 29 | 23 | 9 | 5 | 12 | 15 | 89 |
| 9/24 | @MIN | 200 | 33-69 | 47.8 | 7-20 | 35.0 | 12-19 | 63.2 | 8 | 26 | 34 | 19 | 6 | 1 | 14 | 17 | 85 |
| 9/26 | @MIN | | | | | | | | | | | | | | | | |
| 9/29 | MIN | | | | | | | | | | | | | | | | |
| 10/1 | MIN | | | | | | | | | | | | | | | | |
| 10/4 | @MIN | | | | | | | | | | | | | | | | |

2017 OPPONENT BOX SCORE

| Date | Opponent | MIN | FG-A | PCI | 3PM-A | PCI | FTM-A | PCI | OFF | DEF | TOI | AST | STL | BLK | TO | PF | PTS |
|------|----------|-----|-------|------|-------|------|-------|------|-----|-----|-----|-----|-----|-----|----|----|-----|
| 5/13 | SEA | 200 | 26-50 | 52.0 | 4-16 | 25.0 | 12-12 | 100 | 3 | 24 | 27 | 20 | 4 | 7 | 23 | 16 | 68 |
| 5/19 | WAS | 200 | 31-62 | 50.0 | 9-24 | 37.5 | 18-19 | 94.7 | 8 | 18 | 26 | 23 | 7 | 1 | 14 | 18 | 89 |
| 5/24 | @IND | 200 | 36-67 | 53.7 | 11-16 | 68.8 | 10-14 | 71.4 | 7 | 23 | 30 | 16 | 3 | 1 | 8 | 16 | 93 |
| 5/27 | @ATL | 200 | 28-63 | 44.4 | 2-12 | 16.7 | 17-28 | 60.7 | 11 | 20 | 31 | 21 | 11 | 5 | 13 | 22 | 75 |
| 5/30 | @NYL | 200 | 30-66 | 45.5 | 9-21 | 42.9 | 6-12 | 50.0 | 11 | 19 | 30 | 18 | 7 | 2 | 18 | 21 | 75 |
| 6/6 | CHI | 200 | 27-65 | 41.5 | 4-13 | 30.8 | 12-15 | 80.0 | 8 | 30 | 38 | 16 | 4 | 4 | 19 | 28 | 70 |
| 6/9 | @DAL | 200 | 33-71 | 46.5 | 6-20 | 30.0 | 24-28 | 85.7 | 12 | 22 | 34 | 20 | 10 | 4 | 14 | 18 | 96 |
| 6/10 | @PHO | 200 | 29-65 | 44.6 | 9-24 | 37.5 | 20-23 | 87.0 | 11 | 19 | 30 | 16 | 6 | 3 | 14 | 26 | 87 |
| 6/13 | DAL | 200 | 35-61 | 57. | 5-16 | 31.3 | 22-26 | 84.6 | 3 | 24 | 27 | 22 | 9 | 2 | 10 | 20 | 97 |
| 6/15 | SAS | 200 | 30-67 | 44.8 | 5-18 | 27.8 | 10-11 | 90.9 | 7 | 24 | 31 | 16 | 6 | 2 | 13 | 20 | 75 |
| 6/18 | PHO | 200 | 22-67 | 32.8 | 5-26 | 19.2 | 10-16 | 62.5 | 15 | 20 | 35 | 14 | 9 | 3 | 19 | 23 | 59 |
| 6/24 | @IND | 200 | 27-64 | 42.2 | 6-21 | 28.6 | 13-15 | 86.7 | 6 | 20 | 26 | 11 | 7 | 3 | 12 | 15 | 73 |
| 6/27 | @CON | 200 | 28-77 | 36.4 | 8-18 | 44.4 | 15-17 | 88.2 | 16 | 26 | 42 | 15 | 3 | 1 | 14 | 21 | 79 |
| 6/30 | @ATL | 200 | 31-66 | 47.0 | 3-10 | 30.0 | 11-20 | 55.0 | 9 | 20 | 29 | 25 | 8 | 2 | 14 | 20 | 76 |
| 7/2 | WAS | 200 | 24-66 | 36.4 | 4-19 | 21.1 | 17-19 | 89.5 | 10 | 22 | 32 | 10 | 5 | 5 | 11 | 18 | 69 |
| 7/6 | @MIN | 200 | 34-71 | 47.9 | 6-14 | 42.9 | 14-19 | 73.7 | 15 | 24 | 39 | 19 | 8 | 5 | 15 | 11 | 88 |
| 7/8 | @SEA | 200 | 28-54 | 51.9 | 8-15 | 53.3 | 17-18 | 94.4 | 4 | 24 | 28 | 20 | 5 | 3 | 18 | 12 | 81 |
| 7/13 | CON | 200 | 30-71 | 42.3 | 7-18 | 38.9 | 10-16 | 62.5 | 9 | 28 | 37 | 14 | 12 | 0 | 18 | 20 | 77 |
| 7/17 | IND | 200 | 23-58 | 39.7 | 7-19 | 36.8 | 9-10 | 90.0 | 7 | 19 | 26 | 15 | 3 | 3 | 16 | 15 | 62 |
| 7/20 | CHI | 200 | 33-66 | 50.0 | 6-17 | 35.3 | 10-12 | 83.3 | 7 | 24 | 31 | 22 | 6 | 4 | 12 | 14 | 82 |
| 7/25 | SEA | 200 | 21-53 | 39.6 | 5-21 | 23.8 | 13-17 | 76.5 | 4 | 24 | 28 | 19 | 8 | 6 | 18 | 18 | 60 |
| 7/28 | @SAS | 200 | 26-58 | 44.8 | 3-10 | 30.0 | 18-20 | 90.0 | 5 | 25 | 30 | 17 | 4 | 0 | 12 | 12 | 73 |
| 7/30 | DAL | 200 | 19-66 | 28.8 | 6-28 | 21.4 | 30-33 | 90.9 | 7 | 14 | 21 | 11 | 10 | 5 | 12 | 13 | 74 |
| 8/4 | NYL | 200 | 29-66 | 43.9 | 5-22 | 22.7 | 11-18 | 61.1 | 6 | 29 | 35 | 22 | 5 | 3 | 13 | 21 | 74 |
| 8/6 | @DAL | 200 | 31-79 | 39.2 | 4-16 | 25.0 | 19-21 | 90.5 | 16 | 31 | 47 | 12 | 6 | 4 | 15 | 22 | 85 |
| 8/11 | @MIN | 200 | 26-61 | 42.6 | 4-12 | 33.3 | 8-11 | 72.7 | 7 | 28 | 35 | 16 | 5 | 4 | 16 | 15 | 64 |
| 8/13 | @NYL | 200 | 31-71 | 43.7 | 10-22 | 45.5 | 11-12 | 91.7 | 12 | 25 | 37 | 19 | 5 | 4 | 11 | 14 | 83 |
| 8/16 | @WAS | 200 | 24-62 | 38.7 | 4-21 | 19.0 | 10-14 | 71.4 | 10 | 13 | 23 | 17 | 7 | 1 | 20 | 22 | 62 |
| 8/18 | @CHI | 250 | 41-82 | 50.0 | 14-27 | 51.9 | 10-11 | 90.9 | 11 | 32 | 43 | 31 | 4 | 8 | 21 | 17 | 106 |
| 8/22 | SAS | 200 | 21-60 | 35.0 | 3-17 | 17.6 | 10-12 | 83.3 | 4 | 24 | 28 | 17 | 5 | 0 | 18 | 21 | 55 |
| 8/24 | @PHO | 200 | 27-54 | 50.0 | 3-8 | 37.5 | 10-18 | 55.6 | 5 | 25 | 30 | 17 | 3 | 7 | 20 | 17 | 67 |
| 8/27 | MIN | 200 | 29-59 | 49.2 | 6-18 | 33.3 | 3-6 | 50.0 | 3 | 29 | 32 | 17 | 5 | 1 | 18 | 14 | 67 |
| 9/1 | ATL | 200 | 17-59 | 28.8 | 3-14 | 21.4 | 19-23 | 82.6 | 10 | 18 | 28 | 6 | 4 | 4 | 19 | 18 | 56 |
| 9/3 | CON | 200 | 24-63 | 38.1 | 7-15 | 46.7 | 15-17 | 88.2 | 7 | 25 | 32 | 13 | 6 | 1 | 17 | 12 | 70 |
| 9/12 | PHO | 200 | 21-55 | 38.2 | 8-18 | 44.4 | 16-21 | 76.2 | 7 | 27 | 34 | 17 | 5 | 1 | 16 | 26 | 66 |
| 9/14 | PHO | 200 | 28-59 | 47.5 | 4-14 | 28.6 | 12-16 | 75.0 | 5 | 23 | 28 | 14 | 3 | 4 | 18 | 19 | 72 |
| 9/17 | @PHO | 200 | 32-68 | 47.1 | 13-20 | 65.0 | 10-10 | 100 | 6 | 19 | 25 | 20 | 6 | 3 | 13 | 18 | 87 |
| 9/24 | @MIN | 200 | 35-70 | 50.0 | 5-14 | 35.7 | 9-13 | 69.2 | 7 | 28 | 35 | 22 | 6 | 3 | 15 | 19 | 84 |
| 9/26 | @MIN | | | | | | | | | | | | | | | | |
| 9/29 | MIN | | | | | | | | | | | | | | | | |
| 10/1 | MIN | | | | | | | | | | | | | | | | |
| 10/4 | @MIN | | | | | | | | | | | | | | | | |

SPARKS 2017 SCORING BREAKDOWN

SPARKS

OPPONENTS

| | | | | 1ST | | | | 2ND | | | | 1ST | | | | | | | | | | | 2ND | | | |
|------|------|--------|---------|-----|-----|-----|-----|-----|-----|-----|-----|-----|-----|-----|-----|-----|-----|-----|-----|-----|-----|--|-----|--|--|--|
| Date | OPP. | Result | Score | 1ST | 2ND | HAL | 3RD | 4TH | HAL | 1OT | 2OT | TOI | 1ST | 2ND | HAL | 3RD | 4TH | HAL | 1OT | 2OT | TOI | | | | | |
| 5/13 | SEA | W | 78-68 | 20 | 18 | 38 | 16 | 24 | 40 | - | - | 78 | 21 | 16 | 37 | 12 | 19 | 31 | - | - | 68 | | | | | |
| 5/19 | WAS | W | 99-89 | 34 | 25 | 59 | 19 | 21 | 40 | - | - | 99 | 22 | 26 | 48 | 22 | 19 | 41 | - | - | 89 | | | | | |
| 5/24 | @IND | L | 90-93 | 28 | 27 | 55 | 10 | 25 | 35 | - | - | 90 | 23 | 18 | 41 | 27 | 25 | 52 | - | - | 93 | | | | | |
| 5/27 | @ATL | L | 73-75 | 18 | 14 | 32 | 12 | 29 | 41 | - | - | 73 | 20 | 9 | 29 | 22 | 24 | 46 | - | - | 75 | | | | | |
| 5/30 | @NYL | W | 99-89 | 16 | 20 | 36 | 30 | 24 | 54 | - | - | 90 | 21 | 17 | 38 | 26 | 11 | 37 | - | - | 75 | | | | | |
| 6/6 | CHI | W | 79-70 | 18 | 23 | 41 | 15 | 23 | 38 | - | - | 79 | 13 | 22 | 35 | 18 | 17 | 35 | - | - | 70 | | | | | |
| 6/9 | @DAL | L | 90-96 | 28 | 22 | 50 | 21 | 19 | 40 | - | - | 90 | 16 | 25 | 41 | 23 | 32 | 55 | - | - | 96 | | | | | |
| 6/10 | @PHO | W | 89-87 | 19 | 20 | 39 | 26 | 24 | 50 | - | - | 89 | 18 | 22 | 40 | 21 | 26 | 47 | - | - | 87 | | | | | |
| 6/13 | DAL | W | 97-87 | 23 | 25 | 48 | 24 | 25 | 49 | - | - | 97 | 8 | 27 | 35 | 17 | 35 | 52 | - | - | 87 | | | | | |
| 6/15 | SAS | W | 80-75 | 25 | 21 | 46 | 12 | 22 | 34 | - | - | 80 | 11 | 15 | 26 | 24 | 25 | 49 | - | - | 75 | | | | | |
| 6/18 | PHO | W | 90-59 | 38 | 15 | 53 | 19 | 18 | 37 | - | - | 90 | 17 | 19 | 36 | 12 | 11 | 23 | - | - | 59 | | | | | |
| 6/24 | @IND | W | 84-73 | 20 | 26 | 46 | 19 | 19 | 38 | - | - | 84 | 23 | 17 | 40 | 12 | 21 | 33 | - | - | 73 | | | | | |
| 6/27 | @CON | W | 87-79 | 27 | 18 | 45 | 23 | 19 | 42 | - | - | 87 | 17 | 22 | 39 | 17 | 23 | 40 | - | - | 79 | | | | | |
| 6/30 | @ATL | W | 85-76 | 23 | 21 | 44 | 27 | 14 | 41 | - | - | 85 | 23 | 13 | 36 | 18 | 22 | 40 | - | - | 76 | | | | | |
| 7/2 | WAS | W | 76-69 | 17 | 13 | 30 | 24 | 22 | 46 | - | - | 76 | 24 | 23 | 47 | 10 | 12 | 22 | - | - | 69 | | | | | |
| 7/6 | @MIN | L | 77-88 | 14 | 22 | 36 | 25 | 16 | 41 | - | - | 77 | 25 | 21 | 46 | 22 | 20 | 42 | - | - | 88 | | | | | |
| 7/8 | @SEA | L | 69-81 | 21 | 18 | 39 | 16 | 14 | 30 | - | - | 69 | 15 | 22 | 37 | 23 | 21 | 44 | - | - | 81 | | | | | |
| 7/13 | CON | W | 87-77 | 18 | 28 | 46 | 23 | 18 | 41 | - | - | 87 | 32 | 13 | 45 | 12 | 20 | 32 | - | - | 77 | | | | | |
| 7/17 | IND | W | 80-62 | 22 | 20 | 42 | 19 | 19 | 38 | - | - | 80 | 19 | 15 | 34 | 12 | 16 | 28 | - | - | 62 | | | | | |
| 7/20 | CHI | L | 80-82 | 21 | 24 | 45 | 15 | 20 | 35 | - | - | 80 | 21 | 14 | 35 | 21 | 26 | 47 | - | - | 82 | | | | | |
| 7/25 | SEA | W | 68-60 | 21 | 19 | 40 | 11 | 17 | 28 | - | - | 68 | 19 | 10 | 29 | 17 | 14 | 31 | - | - | 60 | | | | | |
| 7/28 | @SAS | W | 85-73 | 22 | 17 | 39 | 21 | 25 | 46 | - | - | 85 | 12 | 23 | 35 | 19 | 19 | 38 | - | - | 73 | | | | | |
| 7/30 | DAL | W | 95-74 | 30 | 19 | 49 | 30 | 16 | 46 | - | - | 95 | 20 | 22 | 42 | 18 | 14 | 32 | - | - | 74 | | | | | |
| 8/4 | NYL | W | 87-74 | 29 | 15 | 44 | 25 | 18 | 43 | - | - | 87 | 23 | 21 | 44 | 11 | 19 | 30 | - | - | 74 | | | | | |
| 8/6 | @DAL | L | 79-85 | 21 | 19 | 40 | 17 | 22 | 39 | - | - | 79 | 18 | 23 | 41 | 22 | 22 | 44 | - | - | 85 | | | | | |
| 8/11 | @MIN | W | 70-64 | 20 | 16 | 36 | 21 | 13 | 34 | - | - | 70 | 20 | 16 | 36 | 8 | 20 | 28 | - | - | 64 | | | | | |
| 8/13 | @NYL | L | 69-83 | 27 | 8 | 35 | 21 | 13 | 34 | - | - | 69 | 16 | 28 | 44 | 18 | 21 | 39 | - | - | 83 | | | | | |
| 8/16 | @WAS | W | 95-62 | 22 | 29 | 51 | 22 | 22 | 44 | - | - | 95 | 18 | 18 | 36 | 15 | 11 | 26 | - | - | 62 | | | | | |
| 8/18 | @CHI | W(2OT) | 115-106 | 18 | 22 | 40 | 26 | 22 | 48 | 11 | 16 | 115 | 20 | 22 | 42 | 22 | 24 | 46 | 11 | 7 | 106 | | | | | |
| 8/22 | SAS | W | 75-55 | 24 | 25 | 49 | 10 | 16 | 25 | - | - | 75 | 17 | 12 | 29 | 19 | 7 | 26 | - | - | 55 | | | | | |
| 8/24 | @PHO | W | 82-67 | 16 | 26 | 42 | 18 | 22 | 40 | - | - | 82 | 18 | 13 | 31 | 13 | 13 | 36 | - | - | 67 | | | | | |
| 8/27 | MIN | W | 78-67 | 22 | 24 | 46 | 23 | 9 | 32 | - | - | 78 | 15 | 17 | 32 | 21 | 14 | 35 | - | - | 67 | | | | | |
| 9/1 | ATL | W | 81-56 | 26 | 17 | 43 | 23 | 15 | 38 | - | - | 81 | 12 | 17 | 29 | 11 | 16 | 27 | - | - | 56 | | | | | |
| 9/3 | CON | W | 81-70 | 20 | 18 | 38 | 25 | 18 | 43 | - | - | 81 | 13 | 14 | 27 | 23 | 20 | 43 | - | - | 70 | | | | | |
| 9/12 | PHO | W | 79-66 | 19 | 23 | 42 | 14 | 23 | 37 | - | - | 79 | 23 | 19 | 42 | 6 | 18 | 24 | - | - | 66 | | | | | |
| 9/14 | PHO | W | 86-72 | 22 | 21 | 43 | 18 | 25 | 43 | - | - | 86 | 19 | 16 | 35 | 20 | 17 | 37 | - | - | 72 | | | | | |
| 9/17 | @PHO | W | 89-87 | 21 | 24 | 45 | 18 | 26 | 44 | - | - | 89 | 25 | 13 | 38 | 24 | 25 | 49 | - | - | 87 | | | | | |
| 9/24 | @MIN | W | 85-84 | 32 | 11 | 43 | 25 | 17 | 42 | - | - | 85 | 11 | 22 | 33 | 23 | 28 | 51 | - | - | 84 | | | | | |
| 9/26 | @MIN | | | | | | | | | | | | | | | | | | | | | | | | | |
| 9/29 | MIN | | | | | | | | | | | | | | | | | | | | | | | | | |
| 10/1 | MIN | | | | | | | | | | | | | | | | | | | | | | | | | |
| 10/4 | @MIN | | | | | | | | | | | | | | | | | | | | | | | | | |

2017 PLAYOFFS RECORD WHEN...

| QUICK OVERVIEW | RECORD |
|------------------------|--------|
| Overall | 4-0 |
| Home | 2-0 |
| Road | 2-0 |
| vs. Western Conference | 4-0 |
| vs. Eastern Conference | 0-0 |

| DAYS OF REST | |
|-----------------------|-----|
| Back-to-back games | 0-0 |
| 1 day between games | 1-0 |
| 2 days between games | 1-0 |
| 3 days between games | 0-0 |
| 4+ days between games | 2-0 |

| BY DAY | RECORD | HOME | ROAD |
|-----------|--------|------|------|
| Monday | | | |
| Tuesday | 1-0 | 1-0 | |
| Wednesday | | | |
| Thursday | 1-0 | 1-0 | |
| Friday | | | |
| Saturday | | | |
| Sunday | 2-0 | | 2-0 |

| SPARKS RECORD WHEN | RECORD |
|-----------------------------------|--------|
| Shooting 45%+ | 2-0 |
| Shooting sub 45% | 2-0 |
| Opponents shooting 45%+ | 3-0 |
| Opponents shooting sub 45% | 1-0 |
| Bench outscores opponent bench | 1-0 |
| Bench outscored by opponent bench | 3-0 |
| Bench scoring is tied | 0-0 |
| Tied or more points in the paint | 2-0 |
| Fewer points in the paint | 2-0 |
| Score 70 + points | 4-0 |
| Score sub 70 points | 0-0 |
| Score 75+ points | 4-0 |
| Score sub 75 points | 0-0 |
| Opponent scores 75+ points | 2-0 |
| Opponent sub 75 points | 2-0 |
| More/tied rebounds than opponent | 2-0 |
| Fewer rebounds than opponent | 2-0 |

| STARTING LINEUPS | RECORD |
|---|--------|
| Alana Beard, Nneka Ogwumike, Candace Parker, Odyssey Sims, and Chelsea Gray | 4-0 |

2017 PLAYOFFS SUPERLATIVES

LOS ANGELES SPARKS HIGHS

| | |
|----------------------------|-----------------------|
| Points, Game..... | 89 at Phoenix 9/17 |
| Points, First Half..... | 45 at Phoenix 9/17 |
| Points, Second Half..... | 44 at Phoenix 9/17 |
| Points, 1Q..... | 32 at Minnesota 9/24 |
| Points, 2Q..... | 24 at Phoenix 9/17 |
| Points, 3Q..... | 25 at Minnesota 9/24 |
| Points, 4Q..... | 26 at Phoenix 9/17 |
| Points, OT..... | - |
| Field Goals Made, 1H..... | 18 at Phoenix 9/17 |
| Field Goals Att, 1H..... | 41 vs Phoenix 9/14 |
| Field Goal %, 1H..... | 54.5% at Phoenix 9/17 |
| Field Goals Made, 2H..... | 18 at Phoenix 9/17 |
| Field Goals Att, 2H..... | 35 at Minnesota 9/24 |
| Field Goal %, 2H..... | 54.5% at Phoenix 9/17 |
| Field Goals Made,Game..... | 36 at Phoenix 9/17 |
| Field Goals Att,Game..... | 74 vs Phoenix 9/15 |
| Field Goal %,Game..... | 54.5% at Phoenix 9/17 |
| 3FG Made, Game..... | 7 at Minnesota 9/24 |
| 3FG Att, Game | 20 at Minnesota 9/24 |
| 3FG Percentage, Game.... | 35.3% at Phoenix 9/17 |
| Free Throws Made..... | 17 vs Phoenix 9/12 |
| Free Throws Att..... | 21 vs Phoenix 9/12 |
| FT Percentage..... | 94.1% vs Phoenix 9/14 |
| Offensive Rebounds.... | 11 vs Phoenix 9/14 |
| Defensive Rebounds... | 27 vs Phoenix 9/14 |
| Total Rebounds..... | 38 vs Phoenix 9/14 |
| Assists..... | 23 at Phoenix 9/17 |
| Steals..... | 12 vs Phoenix 9/14 |
| Turnovers..... | 14 at Minnesota 9/24 |
| Blocked Shots..... | 5 at Phoenix 9/17 |
| Personal Fouls..... | 22 vs Phoenix 9/14 |

OPPONENT HIGHS

| | |
|----------------------------|-----------------------|
| Points, Game..... | 87 at Phoenix 9/17 |
| Points, First Half..... | 42 vs Phoenix 9/12 |
| Points, Second Half..... | 51 at Minnesota 9/24 |
| Points, 1Q..... | 25 at Phoenix 9/17 |
| Points, 2Q..... | 22 at Minnesota 9/24 |
| Points, 3Q..... | 24 at Phoenix 9/17 |
| Points, 4Q..... | 28 at Minnesota 9/24 |
| Points, OT..... | - |
| Field Goals Made, 1H..... | 13, 3 Times |
| Field Goals Att, 1H..... | 35 at Phoenix 9/17 |
| Field Goal %, 1H..... | 46.4% vs Phoenix 9/12 |
| Field Goals Made, 2H..... | 22 at Minnesota 9/24 |
| Field Goals Att, 2H..... | 39 at Minnesota 9/24 |
| Field Goal %, 2H..... | 59.3% vs Phoenix 9/14 |
| Field Goals Made,Game..... | 35 at Minnesota 9/24 |
| Field Goals Att,Game..... | 70 at Minnesota 9/24 |
| Field Goal %, Game..... | 50% at Minnesota 9/24 |
| 3FG Made..... | 13 at Phoenix 9/17 |
| 3FG Att..... | 20 at Phoenix 9/17 |
| 3FG Percentage..... | 65% at Phoenix 9/17 |
| Free Throws Made..... | 16 vs Phoenix 9/12 |
| Free Throws Att..... | 21 vs Phoenix 9/12 |
| FT Percentage..... | 100% at Phoenix 9/17 |
| Offensive Rebounds.... | 7, 2 times |
| Defensive Rebounds... | 28 at Minnesota 9/24 |
| Total Rebounds..... | 35 at Minnesota 9/24 |
| Assists..... | 22 at Minnesota 9/24 |
| Steals..... | 6, 2 times |
| Turnovers..... | 18 vs Phoenix 9/14 |
| Blocked Shots..... | 4 vs Phoenix 9/14 |
| Personal Fouls..... | 26 vs Phoenix 9/12 |

Largest lead at any time.... 26 at Minnesota 9/24
Largest deficit at any time.... 8 vs Phoenix 9/12

LOS ANGELES SPARKS LOWS

| | |
|-----------------------------|-------------------------|
| -Points, Game..... | 79 vs Phoenix 9/12 |
| -Points, First Half..... | 42 vs Phoenix 9/12 |
| -Points, Second Half..... | 37 vs Phoenix 9/12 |
| -Points, 1Q..... | 19 vs Phoenix 9/12 |
| -Points, 2Q..... | 11 at Minnesota 9/24 |
| -Points, 3Q..... | 14 vs Phoenix 9/12 |
| -Points, 4Q..... | 17 at Minnesota 9/24 |
| -Points, OT..... | - |
| -Field Goals Made, 1H... | 16 vs Phoenix 9/12 |
| -Field Goals Att, 1H..... | 33 at Phoenix 9/17 |
| -Field Goal %, 1H..... | 41.5% vs Phoenix 9/14 |
| -Field Goals Made, 2H.... | 13 vs Phoenix 9/12 |
| -Field Goals Att, 2H..... | 30 vs Phoenix 9/12 |
| -Field Goal %, 2H..... | 43.3% vs Phoenix 9/12 |
| -Field Goals Made,Game..... | 29 vs Phoenix 9/12 |
| -Field Goals Att,Game..... | 66 at Phoenix 9/17 |
| -Field Goal %,Game..... | 43.3% vs Phoenix 9/12 |
| -3FG Made, Game..... | 4, 2 Times |
| -3FG Att, Game..... | 15 vs Phoenix 9/12 |
| -3FG Percentage, Game.. | 25.0% vs Phoenix 9/14 |
| -Free Throws Made..... | 11 at Phoenix 9/17 |
| -Free Throws Att..... | 13 at Phoenix 9/17 |
| -FT Percentage..... | 63.2% at Minnesota 9/24 |
| -Offensive Rebounds.... | 4 at Phoenix 9/17 |
| -Defensive Rebounds... | 22 vs Phoenix 9/12 |
| -Total Rebounds..... | 29 at Phoenix 9/17 |
| -Assists..... | 16 vs Phoenix 9/12 |
| -Steals..... | 6 at Minnesota 9/24 |
| -Turnovers..... | 10 vs Phoenix 9/12 |
| -Blocked Shots..... | 0 vs Phoenix 9/12 |
| -Personal Fouls..... | 15 at Phoenix 9/17 |

OPPONENT LOWS

| | |
|-----------------------------|-------------------------|
| -Points, Game..... | 66 vs Phoenix 9/12 |
| -Points, First Half..... | 33 at Minnesota 9/24 |
| -Points, Second Half..... | 24 vs Phoenix 9/12 |
| -Points, 1Q..... | 11 at Minnesota 9/24 |
| -Points, 2Q..... | 13 at Phoenix 9/17 |
| -Points, 3Q..... | 6 vs Phoenix 9/12 |
| -Points, 4Q..... | 17 vs Phoenix 9/14 |
| -Points, OT..... | - |
| -Field Goals Made, 1H... | 12 vs Phoenix 9/14 |
| -Field Goals Att, 1H..... | 28 vs Phoenix 9/12 |
| -Field Goal %, 1H..... | 37.1% at Phoenix 9/17 |
| -Field Goals Made, 2H... | 8 vs Phoenix 9/12 |
| -Field Goals Att, 2H..... | 27, 2 Times |
| -Field Goal %, 2H..... | 29.6% vs Phoenix 9/12 |
| -Field Goals Made,Game..... | 21 vs Phoenix 9/12 |
| -Field Goals Att,Game..... | 55 vs Phoenix 9/12 |
| -Field Goal %, Game..... | 38.2 vs Phoenix 9/12 |
| -3FG Made..... | 4 vs Phoenix 9/14 |
| -3FG Att..... | 14 2 times |
| -3FG Percentage..... | 28.6% vs Phoenix 9/14 |
| -Free Throws Made..... | 9 at Minnesota 9/24 |
| -Free Throws Att..... | 10 at Phoenix 9/17 |
| -FT Percentage..... | 69.2% at Minnesota 9/24 |
| -Offensive Rebounds.... | 5 vs Phoenix 9/14 |
| -Defensive Rebounds... | 19 at Phoenix 9/17 |
| -Total Rebounds..... | 25 at Phoenix 9/17 |
| -Assists..... | 14 vs Phoenix 9/14 |
| -Steals..... | 3 vs Phoenix 9/14 |
| -Turnovers..... | 13 at Phoenix 9/17 |
| -Blocked Shots..... | 1 vs Phoenix 9/12 |
| -Personal Fouls..... | 18 at Phoenix 9/17 |

2017 PLAYOFFS OFFENSIVE TALLIES

| PLAYER | G-GS | 10-19 PTS | 20-29 PTS | 30+ PTS | 10+ REB | 5+ AST | DBL-DBL | TPL-DBL |
|-----------------------|------|--------------|--------------|------------|---------|--------|---------|---------|
| Alana Beard | 4-4 | 2 | | | | | | |
| Essence Carson | 4-0 | | | | | | | |
| Maimouna Diarra | 0-0 | | | | | | | |
| Chelsea Gray | 4-4 | 3 | 1 | | | 4 | | |
| Sandrine Gruda | 1-0 | | | | | | | |
| Tiffany Jackson-Jones | 1-0 | | | | | | | |
| Jantel Lavender | 4-0 | 1 | | | | | | |
| Nneka Ogwumike | 4-4 | 3 | | | 1 | | | |
| Candace Parker | 4-4 | 2 | 2 | | 2 | 2 | 3 | |
| Odyssey Sims | 4-4 | 2 | 2 | | | 2 | | |
| Sydney Wiese | 1-0 | | | | | | | |
| Riquna Williams | 3-0 | | | | | | | |

2017 PLAYOFFS OFFENSIVE LEADERS (INCLUDES TIES)

| PLAYER | MINUTES | POINTS | REBOUNDS | ASSISTS | STEALS | BLOCKS |
|-----------------------|---------|--------|----------|---------|--------|--------|
| Alana Beard | 1 | | | | 1 | |
| Essence Carson | | | | | | |
| Maimouna Diarra | | | | | | |
| Chelsea Gray | 3 | 1 | | 3 | | |
| Sandrine Gruda | | | | | | |
| Tiffany Jackson-Jones | | | | | | |
| Jantel Lavender | | | | | | |
| Nneka Ogwumike | | 1 | 2 | | 1 | |
| Candace Parker | | 1 | 2 | 2 | 2 | 3 |
| Odyssey Sims | 2 | 1 | | | | |
| Sydney Wiese | | | | | | |
| Riquna Williams | | | | | | |

2017 PLAYOFFS INDIVIDUAL HIGH PERFORMANCES

Sparks Individual Highs:

| | |
|----------------------|---|
| Points..... | 27 Chelsea Gray at Minnesota 9/24 |
| Field Goals Made... | 10 Chelsea Gray at Minnesota 9/24 |
| Field Goals Att..... | 20 Odyssey Sims vs Phoenix 9/14 |
| FG% (Min. 8 FGM).... | 75% Odyssey Sims at Phoenix 9/17 |
| 3FG Made..... | 4 Chelsea Gray at Minnesota 9/24 |
| 3FG Att..... | 8 Chelsea Gray at Minnesota 9/24 |
| Free Throws Made.... | 5 Candace Parker vs Phoenix 9/12 Candace Parker vs Phoenix 9/14 Nneka Ogumike vs Phoenix 9/14 Candace Parker at Phoenix 9/17 |
| Free Throws Att..... | 6 Nneka Ogumike vs Phoenix 9/12 Candace Parker at Phoenix 9/17 |
| FT%(Min. 8 FTM)..... | - |
| Offensive Rebounds | 4 Nneka Ogumike vs Phoenix 9/12 |
| Defensive Rebounds | 11 Nneka Ogumike at Phoenix 9/17 Candace Parker at Minnesota 9/24 |
| Total Rebounds..... | 13 Candace Parker vs Phoenix 9/14 |
| Assists..... | 11 Candace Parker at Phoenix 9/17 |
| Steals..... | 4 Candace Parker at Phoenix 9/17 |
| Turnovers..... | 5 Odyssey Sims at Phoenix 9/17 Chelsea Gray at Minnesota 9/24 |
| Blocked Shots..... | 3 Candace Parker vs Phoenix 9/14 Candace Parker at Phoenix 9/17 |
| Personal Fouls..... | 5 Candace Parker vs Phoenix 9/12 Candace Parker at Minnesota 9/24 |
| Minutes Played..... | 37:46 Chelsea Gray vs Phoenix 9/14 |

Opponent Individual Highs:

| | |
|----------------------|---|
| Points..... | 27 Maya Moore at Minnesota 9/24 |
| Field Goals Made... | 10 Maya Moore at Minnesota 9/24 Sylvia Fowles at Minnesota 9/24 |
| Field Goals Att..... | 23 Brittney Griner at Phoenix 9/17 |
| FG% (Min. 8 FGM)... | 80% Camille Little at Phoenix 9/17 |
| 3FG Made..... | 6 Diana Taurasi at Phoenix 9/17 |
| 3FG Att..... | 10 Diana Taurasi at Phoenix 9/17 |
| Free Throws Made... | 6 Brittney Griner vs Phoenix 9/12 |
| Free Throws Att..... | 8 Brittney Griner vs Phoenix 9/12 |
| FT%(Min. 8 FTM)..... | - |
| Offensive Rebounds | 4 Camille Little at Phoenix 9/17 Sylvia Fowles at Minnesota 9/24 |
| Defensive Rebounds | 10 Camille Little vs Phoenix 9/12 |
| Total Rebounds..... | 13 Sylvia Fowles at Minnesota 9/24 |
| Assists..... | 6 Lindsay Whalen at Minnesota 9/24 |
| Steals..... | 2 - Several players tied |
| Turnovers..... | 5 Brittney Griner vs Phoenix 9/12 Leilani Mitchell vs Phoenix 9/14 |
| Blocked Shots..... | 3 Brittney Griner vs Phoenix 9/14 Sylvia Fowles at Minnesota 9/24 |
| Personal Fouls..... | 6 Brittney Griner vs Phoenix 9/12 Camille Little vs Phoenix 9/12 |
| Minutes Played | 40:00 Brittney Griner at Phoenix 9/17 |

2017 Playoffs Averages:

| | 2017 Playoff Highs | Career Highs |
|------|--------------------|------------------|
| PTS | - | 2 vs PHO 6/18/17 |
| REB | - | 4 vs ATL 9/1/17 |
| AST | - | 1 @ WAS 8/16/17 |
| STL | - | 1, 2 Times |
| BLK | - | - |
| FGM | - | 1 vs PHO 6/18/17 |
| 3FGM | - | - |
| FTM | - | 1 vs DAL 7/30 |
| MINs | - | 6 vs PHO 6/18 |

- Did not play against Minnesota in Game 1 of the WNBA Finals on 9/24 due to coach's decision on 9/24.
- Did not play against Phoenix in Game 1, Game 2, and Game 3 due to Coach's Decision.

[illegible]

2017 Playoffs Averages:

| | 2017 Playoff Highs | Career Highs |
|------|--------------------|--------------------|
| PTS | 27 @ MIN 9/24 | 25, vs ATL 5/27/17 |
| REB | 6 vs PHO 9/14 | 9, @ CHI 8/30/15 |
| AST | 8 @ PHO 9/17 | 10 @ CHI 8/18/17 |
| STL | 2 vs PHO 9/12 | 4 @ CHI 8/18/17 |
| BLK | - | 2, @ SAN 9/4/15 |
| FGM | 10 @ MIN 9/24 | 9 vs ATL 5/27/17 |
| 3FGM | 4 @ MIN 9/24 | 5 vs SAS 8/22/17 |
| FTM | 3 @ MIN 9/24 | 8 vs SAS 6/15/17 |
| MINS | 38 vs PHO 9/14 | 48 @ CHI 8/18/17 |

- Playoff leader in assists with 6.5 apg.**
- Played 36 minutes, **shooting a playoff career high 10-16 from the field**, 4-8 from 3-point range, 3-5 from the free throw line, had 3 rebounds, 6 assists, 1 steal, and **scored a playoff career high and game high 27 points** against Minnesota in Game 1 of the WNBA Finals on 9/24.
- Played 34 minutes, shooting 6-14 from the field, 2-7 from 3-point range, had 5 rebounds, had **playoff career and game high 8 assists**, and scored 14 points against Phoenix in Game 3 on 9/17.
- Played a **playoff career high 38 minutes**, **tied a playoff career high shooting 6-13 from the field**, 1-4 from 3-point range, 2-3 from the free throw line, set a **playoff career high with 6 rebounds**, game high 6 assists, 1 steal, and scored 15 points against Phoenix in Game 2 on 9/14.

[illegible]

[illegible]

| | | | | | | |
|-----|-----------------|--------|-----|----------|------------|--------|
| #42 | JANTEL LAVENDER | CENTER | 6-4 | 11/12/88 | OHIO STATE | EXP: 6 |
|-----|-----------------|--------|-----|----------|------------|--------|

2017 Playoffs Averages:

| G-GS | PPG | RPG | APG | SPG | BPG | MPG | FG% | 3FG% | FT% |
|------|-----|-----|-----|-----|-----|------|------|------|-----|
| 4-0 | 5.0 | 3.8 | 0.8 | 0.8 | 0.0 | 15.3 | 42.9 | 25.0 | 100 |

| | 2017 Playoff Highs | Career Highs |
|------|--------------------|-------------------|
| PTS | 11 @ PHO 9/17 | 25, 2 Times |
| REB | 7 vs PHO 9/12 | 13, 4 Times |
| AST | 2 vs PHO 9/14 | 5, vs CHI 6/6/14 |
| STL | 2 vs PHO 9/12 | 3, vs CHI 6/6/14 |
| BLK | - | 5, @ SAN 8/23/15 |
| FGM | 5 @ PHO 9/17 | 11, 2 Times |
| 3FGM | - | 2 @ SAS 7/28 |
| FTM | 1 vs PHO 9/12 | 8, vs SAN 8/30/15 |
| MINs | 18 @ MIN 9/24 | 43, @ CON 6/26/15 |

2017 PLAYOFF NOTABLES

-Played a playoff high 18 minutes, shooting 1-4 from the field, had 4 rebounds, and scored 2 points against Minnesota in Game 1 of the WNBA Finals on 9/24.

-Played 15 minutes off the bench, shooting 5-6 from the field, 1-1 from 3-point range, had 2 rebounds, and led both benches scoring 11 points against Phoenix in Game 3 on 9/17.

-Played 11 minutes, shooting 1-2 from the field, had 2 rebounds, 2 assists, 1 steal, and scored 2 points against Phoenix in Game 2 on 9/14.

-Came off the bench and played 17 minutes, shooting 2-9 from the field, 1-1 from the free throw line, had 7 rebounds, 1 assist, **tied playoff career high 2 steals**, and scored 5 points in Game 1 against Phoenix.

GAME BY GAME STATS

[illegible]

| | | | | | | |
|-----|----------------|---------|-----|--------|----------|--------|
| #30 | NNEKA OGWUMIKE | FORWARD | 6-2 | 7/2/90 | STANFORD | EXP: 5 |
|-----|----------------|---------|-----|--------|----------|--------|

2017 Playoffs Averages:

| G-GS | PPG | RPG | APG | SPG | BPG | MPG | FG% | 3FG% | FT% |
|------|------|-----|-----|-----|-----|------|------|------|------|
| 4-4 | 14.3 | 9.0 | 1.5 | 2.3 | 0.3 | 31.5 | 53.8 | 25.0 | 70.0 |

| | 2017 Playoff Highs | Career Highs |
|------|--------------------|--------------------|
| PTS | 19 vs PHO 9/12 | 38 vs. ATL 6/30/16 |
| REB | 12 @ PHO 9/17 | 20, @ IND 7/12/12 |
| AST | 3 vs PHO 9/14 | 8, Twice |
| STL | 3 vs PHO 9/12 | 6 vs. CHI 6/1/14 |
| BLK | 1 @ PHO 9/17 | 5 vs. ATL 6/30/16 |
| FGM | 8 vs PHO 9/12 | 13, twice |
| 3FGM | 1 vs PHO 9/14 | 3 vs SEA 5/13/17 |
| FTM | 5 vs PHO 9/14 | 14 vs. WAS, 9/3/15 |
| MINs | 34 vs PHO 9/12 | 47 @ CHI 8/18/17 |

2017 PLAYOFF NOTABLES

-Third in the playoffs in steals with 2.3 spg.

-Played 29 minutes, shooting 4-9 from the field, 3-5 from the free throw line, had 6 rebounds, 1 assist, 2 steals, and scored 11 points against Minnesota in Game 1 of the WNBA Finals on 9/24.

-Played 31 minutes, shooting 3-5 from the field, 3-4 from the free throw line, had a game high 12 rebounds, 1 assist, 2 steals, 1 block, and scored 9 points against Phoenix in Game 3 on 9/17.

-Played 32 minutes, shooting 6-11 from the field, 1-2 from 3-point range, perfect 5-5 from the free throw line, had 9 rebounds, 3 assists, 2 steals, and scored 18 points against Phoenix in Game 2 on 9/14.

Played 34 minutes, shooting 8-14 from the field, 3-6 from the free throw line, had the game high 9 rebounds, 1 assist, 3 steals, and scored a game high 19 points in Game 1 against Phoenix.

GAME BY GAME STATS

[illegible]

| | | | | | | |
|----|----------------|----------------|-----|---------|-----------|--------|
| #3 | CANDACE PARKER | FORWARD/CENTER | 6-4 | 4/19/86 | TENNESSEE | EXP: 9 |
|----|----------------|----------------|-----|---------|-----------|--------|

2017 Playoffs Averages:

| G-GS | PPG | RPG | APG | SPG | BPG | MPG | FG% | 3FG% | FT% |
|------|------|-----|-----|-----|-----|------|------|------|------|
| 4-4 | 18.8 | 9.5 | 6.0 | 2.5 | 1.8 | 33.0 | 43.1 | 30.0 | 95.0 |

| | 2017 Playoff Highs | Career Highs |
|------|--------------------|--------------------|
| PTS | 24 vs PHO 9/14 | 40, vs HOU 7/9/08 |
| REB | 13 vs PHO 9/14 | 20, @ SAN 6/1/13 |
| AST | 11 @ PHO 9/17 | 11 @ SAS 7/28/17 |
| STL | 4 @ PHO 9/17 | 8, vs IND 8/18/15 |
| BLK | 3, 2 Times | 9, vs TUL 6/20/12 |
| FGM | 9 vs PHO 9/14 | 15 vs HOU 7/9/2008 |
| 3FGM | 2, 2 Times | 5, vs TUL 9/6/15 |
| FTM | 5, 3 Times | 14 vs CHI 10/5/16 |
| MINS | 37 vs PHO 9/14 | 48, Twice |

2017 PLAYOFF NOTABLES

-2nd in the league in assists with 6.0 apg, 2nd in steals with 2.5 spg, and tied for 3rd in blocks with 2.0 bpg, and 5th in the league in rebounds with 9.5 rpg.

-Played 33 minutes, shooting 5-14 from the field, 1-6 from 3-point range, perfect 4-4 from the free throw line, had 12 rebounds, 4 assists, 3 steals, 1 block, and scored 15 points for her third straight and **14th playoff career double-double** against Minnesota in Game 1 of the WNBA Finals on 9/24.

-Played 33 minutes, shooting 7-16 from the field, 2-6 from 3-point range, 5-6 from the free throw line, had 7 rebounds, **playoff career highs with 11 assists and 4 steals**, and scored 21 points against Phoenix in Game 3 on 9/17.

-Played 37 minutes, shooting 9-18 from the field, 1-4 from 3-point range, perfect 5-5 from the free throw line, game high 13 rebounds, tied game high 6 rebounds, 2 steals, game high 3 blocks, and scored the game high 24 points for 12th playoff career double-double against Phoenix in Game 2 on 9/14.

GAME BY GAME STATS

[illegible]

| | | | | | | |
|----|--------------|-------|-----|---------|--------|--------|
| #1 | ODYSSEY SIMS | GUARD | 5-8 | 7/13/92 | BAYLOR | EXP: 3 |
|----|--------------|-------|-----|---------|--------|--------|

2017 Playoffs Averages:

| G-GS | PPG | RPG | APG | SPG | BPG | MPG | FG% | 3FG% | FT% |
|------|------|-----|-----|-----|-----|------|------|------|-----|
| 4-4 | 17.8 | 2.8 | 3.8 | 0.5 | 0.0 | 35.0 | 47.5 | 36.4 | 100 |

| | 2017 Playoff Highs | Career Highs |
|------|--------------------|------------------------------|
| PTS | 22 @ PHO 9/17 | 39 (San Antonio - 7/22/2014) |
| REB | 5 vs PHO 9/14 | 7 (4 Times) |
| AST | 5, 2 times | 10, (2 times) |
| STL | 1, 2 Times | 5 (Los Angeles - 6/19/2014) |
| BLK | - | 2 (3 Times) |
| FGM | 9 @ PHO 9/17 | 15 (San Antonio - 7/22/2014) |
| 3FGM | 1, 2 Times | 5 (2 Times) |
| FTM | 4, 2 Times | 15 @ NYL 8/15/2015 |
| MINs | 37 vs PHO 9/14 | 47 (Phoenix - 6/18/2016) |

2017 PLAYOFF NOTABLES

-Played 33 minutes, shooting 7-15 from the field, 2-4 from 3-point range, had 4 rebounds, 5 assists, and scored 16 points against Minnesota in Game 1 of the WNBA Finals on 9/24.

-Played 34 minutes, **shooting a playoff career high 9-12 from the field**, 1-2 from 3-point range, perfect 3-3 from the free throw line, had 1 rebound, 2 assists, and **tied a playoff career high scoring a game high 22 points (along with Phoenix's Diana Taurasi)** against Phoenix in Game 3 on 9/17.

-Played **37 minutes tying a playoff career high**, shooting a **playoff career high 8-20 from the field**, 1-3 from 3-point range, perfect 4-4 from the free throw line, had a **playoff career high 5 rebounds**, 3 assists, 1 steal, and scored 21 points against Phoenix in Game 2 on 9/14.

-Played game high 36 minutes, shooting 4-12 from the field, perfect 4-4 from the free throw line, had 1 rebound, 5 assists, 1 steal, and scored 12 points in Game 1 against Phoenix.

GAME BY GAME STATS

[illegible]

2017 Playoffs Averages:

| G-GS | PPG | RPG | APG | SPG | BPG | MPG | FG% | 3FG% | FT% |
|------|-----|-----|-----|-----|-----|-----|-----|------|-----|
| 1-0 | 0 | 0 | 0 | 0 | 0 | 1.0 | 0 | 0 | 0 |

| | 2017 Playoff Highs | Career Highs |
|------|--------------------|-------------------|
| PTS | - | 22 vs WAS 5/19/17 |
| REB | - | 3, 3 times |
| AST | - | 2, 2 times |
| STL | - | 1, 5 times |
| BLK | - | 1, 3 times |
| FGM | - | 8 vs WAS 5/19/17 |
| 3FGM | - | 6 vs WAS 5/19/17 |
| FTM | - | 3 vs NYL 8/4/17 |
| MINS | 1 vs PHO 9/14 | 27 vs WAS 5/19/17 |

2017 PLAYOFF NOTABLES

- Did not play against Minnesota in Game 1 of the WNBA Finals on 8/duo to coach's decision.
- Did not play against Phoenix in Game 3 due to Coach's Decision.
- Played 31 seconds and did not score against Phoenix in Game 2 on 9/14.
- Did not play against Phoenix in Game 1 due to Coach's Decision.

GAME BY GAME STATS

[illegible]

| | | | | | | |
|----|-----------------|-------|-----|---------|------------|--------|
| #2 | RIQUNA WILLIAMS | GUARD | 5-7 | 5/28/90 | MIAMI(FLA) | EXP: 4 |
|----|-----------------|-------|-----|---------|------------|--------|

2017 Playoffs Averages:

| G-GS | PPG | RPG | APG | SPG | BPG | MPG | FG% | 3FG% | FT% |
|------|-----|-----|-----|-----|-----|-----|-----|------|-----|
| 3-0 | 0 | 0.3 | 0 | 0.3 | 0 | 3.3 | 0 | 0 | 0 |

| | 2017 Playoff Highs | Career Highs |
|------|--------------------|-----------------------------|
| PTS | - | 51 (San Antonio - 9/8/2013) |
| REB | 1 vs PHO 9/14 | 9 (Seattle - 9/12/2013) |
| AST | - | 6 (3 Times) |
| STL | 1 @ PHO 9/17 | 5 (3 Times) |
| BLK | - | 2 (5 Times) |
| FGM | - | 17 (San Antonio - 9/8/2013) |
| 3FGM | - | 8 (San Antonio - 9/8/2013) |
| FTM | - | 18 (Atlanta - 7/72015) |
| MINs | 5 vs PHO 9/14 | 39 (Phoenix - 8/4/2015) |

2017 PLAYOFF NOTABLES

- Played 1 minute, and did not score against Minnesota in Game 1 of the WNBA Finals on 9/24.
- Played 4 minutes, had 1 steal, and did not score against Phoenix in Game 3 on 9/17.
- Played 5 minutes, had 1 rebound, and did not score against Phoenix in Game 2 on 9/14.
- Did not play against Phoenix in Game 1 due to Coach's Decision.

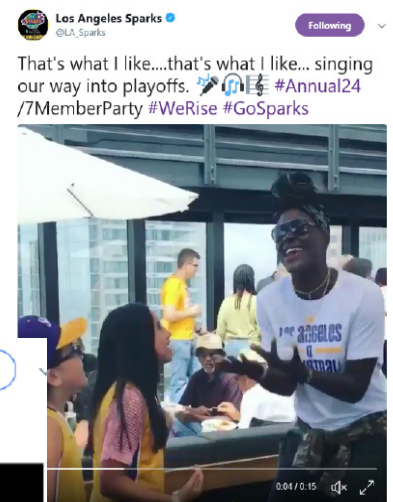
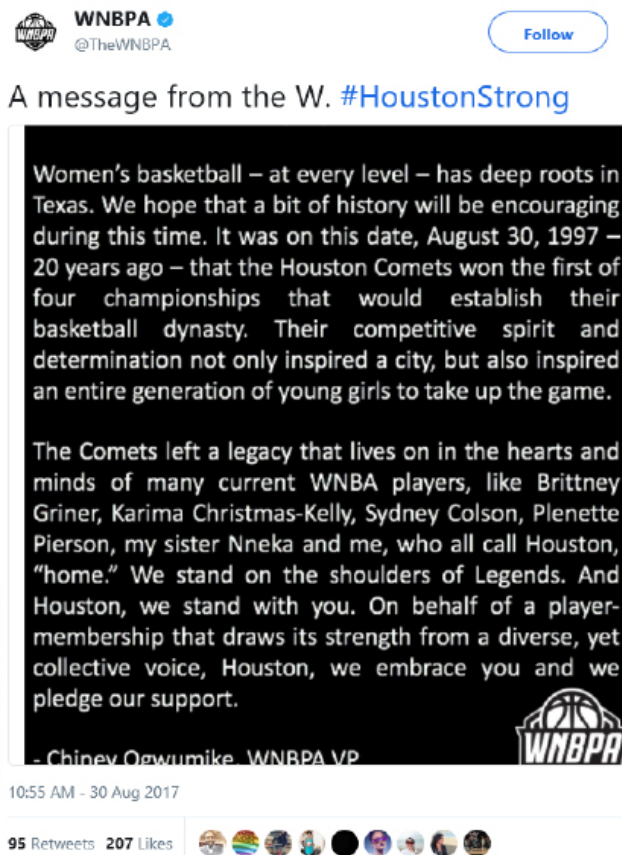
GAME BY GAME STATS

[illegible]

2017 LOS ANGELES SPARKS SOCIAL MEDIA ROSTER

| NO | PLAYER | TWITTER HANDLE | WEBSITE |
|----|-----------------------------|-----------------|---|
| 0 | Alana Beard | @Alanabeard20 | |
| 17 | Essence Carson | @Pr3pe | https://soundcloud.com/PR3PE |
| 26 | Maimouna Diarra | | |
| 12 | Chelsea Gray | @cgray209 | |
| 7 | Sandrine Gruda | @Sandrine_Gruda | http://www.sandrinegruda.fr/news/ |
| 33 | Tiffany Jackson-Jones | @tiffjack3 | |
| 42 | Jantel Lavender | @jlav42 | |
| 30 | Nneka Ogumike | @Nnemkadi30 | https://www.instagram.com/nnemkadi/ |
| 3 | Candace Parker | @Candace_Parker | http://candaceparker.com/ |
| 1 | Odyssey Sims | @Lucky_Lefty0 | |
| 24 | Sydney Wiese | @swiesebaby24 | https://www.instagram.com/swiesebaby24/ |
| 2 | Riquna Williams | @riquna_w | |
| | Brian Agler | @brian_agler | |
| | Tonya Edwards | | |
| | Bobby Kelsey | @BobbieKelsey | |
| | Los Angeles Sparks Official | @LA_Sparks | http://sparks.wnba.com/ |

2017 LOS ANGELES SPARKS ON SOCIAL MEDIA



BRIAN AGLER BIOGRAPHY

WNBA Head Coaching Record: 250-205
Los Angeles Sparks Head Coaching Record: 66-36
Seasons in the WNBA: 14th Season
Seasons with the Sparks: 3rd Season

HEAD COACH BRIAN AGLER

On Jan. 5, 2015, Agler became the 12th head coach in Los Angeles Sparks history, bringing with him over 30 years of head-coaching experience, including 11 in the WNBA. In his first season with LA, Agler led the Sparks to a league-best 15th postseason appearance. Just one year later he led them to a 26-8 regular season mark and the 2016 WNBA championship, the third league title in the franchise's history.

Along the way, three Sparks players earned major WNBA awards in 2016 -- Nneka Ogwumike (league MVP); Candace (Finals MVP); and Jantel Lavender (Sixth Woman of the Year). The 2016 championship, when coupled with the one captured by his Seattle Storm in 2010, made Agler the first head coach in WNBA history to guide two different franchises to a title.

The all-time winningest coach in women's professional basketball history in the U.S. with 322 regular-season victories, Agler enters the 2017 campaign with 224 wins as a WNBA head coach and 72 from his tenure in the ABL. On June 6, 2017, when the Sparks faced the Chicago Sky at the Staples Center, Head Coach Brian Agler notched his **300th regular season career win as a head coach. After the 2017 regular season, Head Coach Brian Agler was resigned to a multi-year contract extension on September 12, 2017.**

Immediately prior to joining the Sparks, Agler spent seven seasons (2008-14) at the helm of the Storm, guiding Seattle to the playoffs in each of his first six campaigns and compiling an overall regular-season record of 136-102 (.571) during his tenure there. In 2010, when Agler was recognized as the WNBA Coach of the Year, his Storm – led by league MVP Lauren Jackson and All-Star Sue Bird – captured the franchise's second WNBA title with an impressive regular 28-6 season record and a 7-0 run through the postseason.

Agler first joined the WNBA as Head Coach and GM of the expansion Minnesota Lynx from 1999-2002, where he compiled a 42-54 (.438) record. Following that, Agler was an assistant with the Phoenix Mercury in 2004 before spending 2005-07 as an assistant with the San Antonio Stars.

Agler's move to the WNBA's Lynx in 1999 followed three seasons as head coach of the ABL's Columbus Quest from 1996-1999, when his teams compiled a 72-18 regular-season record and a 10-4 mark in the postseason. Agler led the Quest to back-to-back ABL championships in 1997 and 1998 and was the ABL Coach of the Year for the 1996-97 campaign.

Agler spent 15 seasons coaching in the collegiate ranks, including 13 seasons as a head coach. He posted an impressive collegiate record of 248-135 (.648 winning percentage). From 1993-96 he served as the head women's basketball coach at Kansas State. In 1998, Agler took over as the head women's coach at the University of Missouri-Kansas City. In five seasons at UMKC, Agler was 85-54 and took the Kangaroos from a 9-16 record in 1988-89 to four straight winning seasons. Under his direction, UMKC led the NCAA in scoring defense three straight seasons (1990-93). In 1991, UMKC set an NCAA record, allowing just 51.8 points per game.

As the head women's basketball coach at Northeast Oklahoma A&M Junior College from 1984-88, Agler compiled a 124-42 record. In 1985-86, NEO A&M ranked second nationally at 30-2.

Agler attended Wittenberg University (Springfield, Oh.), where he starred on the basketball team, leading the Tigers to their only NCAA Division III basketball championship in basketball as a freshman. He started all 112 games during his career, leaving the school as the all-time assist leader (481). Agler was the MVP of the Ohio Athletic Conference and first-team All-America as a senior. In 1995, he was inducted into the Wittenberg Hall of Honor.

BRIAN AGLER BIOGRAPHY

BRIAN AGLER BY THE NUMBERS

WNBA CAREER HEAD COACHING STATS

| Season | Team | Record | Pct. | Playoffs. |
|--------------------|--------------------|----------------|-------------|-------------------|
| 2017 | Los Angeles Sparks | 26-8 | .765 | 4-0 |
| 2016 | Los Angeles Sparks | 26-8 | .765 | 6-3 |
| 2015 | Los Angeles Sparks | 14-20 | .412 | 1-2 |
| 2014 | Seattle Storm | 12-22 | .353 | |
| 2013 | Seattle Storm | 17-17 | .500 | 0-2 |
| 2012 | Seattle Storm | 16-18 | .471 | 1-2 |
| 2011 | Seattle Storm | 21-13 | .618 | 1-2 |
| 2010 | Seattle Storm | 28-6 | .824 | 7-0 |
| 2009 | Seattle Storm | 20-14 | .588 | 1-2 |
| 2008 | Seattle Storm | 22-12 | .647 | 1-2 |
| 2002 | Minnesota Lynx | 6-13 | .316 | |
| 2001 | Minnesota Lynx | 12-20 | .375 | |
| 2000 | Minnesota Lynx | 15-17 | .469 | |
| 1999 | Minnesota Lynx | 15-17 | .469 | |
| WNBA TOTALS | | 250-205 | .549 | 22-15 .595 |

ABL CAREER HEAD COACHING STATS

| Season | Team | Record | Pct. | Playoffs. | Pct. |
|-------------------|----------------|--------------|-------------|-------------|-------------|
| 1998-99 | Columbus Quest | 5-1 | .833 | | |
| 1997-98 | Columbus Quest | 36-8 | .818 | 5-2 | |
| 1996-97 | Columbus Quest | 31-9 | .775 | 5-2 | |
| ABL TOTALS | | 72-18 | .800 | 10-4 | .714 |

CAREER HEAD COACHING STATS

| League | Record | Pct. | Playoffs. | Pct. |
|----------------------|----------------|-------------|--------------|-------------|
| WNBA | 250-205 | .549 | 22-15 | .595 |
| ABL | 72-18 | .800 | 10-4 | .714 |
| CAREER TOTALS | 322-223 | .591 | 32-19 | .627 |

2017 REGULAR SEASON RECORD WHEN...

| QUICK OVERVIEW | RECORD |
|------------------------|--------|
| Overall | 26-8 |
| Home | 16-1 |
| Road | 10-7 |
| vs. Western Conference | 12-4 |
| vs. Eastern Conference | 14-4 |

| BREAKDOWN | RECORD |
|----------------------------------|--------|
| vs. teams .500+ (day of game) | 12-2 |
| vs. teams sub .500 (day of game) | 14-6 |
| Games 1-10 | 7-3 |
| Games 11-20 | 7-3 |
| Games 21-34 | 12-2 |
| Pre All-Star Break | 14-6 |
| Post All-Star Break | 12-2 |

| DAYS OF REST | |
|-----------------------|-----|
| Back-to-back games | 1-0 |
| 1 day between games | 6-3 |
| 2 days between games | 6-1 |
| 3 days between games | 5-3 |
| 4+ days between games | 8-1 |

| BY DAY | RECORD | HOME | ROAD |
|-----------|--------|------|------|
| Monday | 1-0 | 1-0 | |
| Tuesday | 6-0 | 4-0 | 2-0 |
| Wednesday | 1-1 | | 1-1 |
| Thursday | 3-2 | 2-1 | 1-1 |
| Friday | 7-1 | 3-0 | 4-1 |
| Saturday | 3-2 | 1-0 | 2-2 |
| Sunday | 5-2 | 5-0 | 0-2 |

| BY MONTH | RECORD | HOME | ROAD |
|-----------|--------|------|------|
| May | 3-2 | 2-0 | 1-2 |
| June | 8-1 | 4-0 | 4-1 |
| July | 6-3 | 5-1 | 1-2 |
| August | 7-2 | 3-0 | 4-2 |
| September | 2-0 | 2-0 | |

| SPARKS RECORD WHEN | RECORD |
|-----------------------------------|--------|
| Shooting 45%+ | 21-4 |
| Shooting sub 45% | 5-4 |
| Opponents shooting 45%+ | 8-5 |
| Opponents shooting sub 45% | 18-3 |
| Bench outscores opponent bench | 12-2 |
| Bench outscored by opponent bench | 12-6 |
| Bench scoring is tied | 2-0 |
| Tied or more points in the paint | 21-4 |
| Fewer points in the paint | 5-4 |
| Score 70 + points | 25-6 |
| Score sub 70 points | 1-2 |
| Score 75+ points | 24-5 |
| Score sub 75 points | 1-3 |
| Opponent scores 75+ points | 9-8 |
| Opponent sub 75 points | 17-0 |
| More/tied rebounds than opponent | 14-1 |
| Fewer rebounds than opponent | 12-7 |

| STARTING LINEUPS | RECORD |
|--|--------|
| Alana Beard, Nneka Ogumike, Tiffany Jackson-Jones, Riquna Williams, and Chelsea Gray | 1-0 |
| Essence Carson, Nneka Ogumike, Candace Parker, Alana Beard, and Chelsea Gray | 9-5 |
| Alana Beard, Nneka Ogumike, Candace Parker, Riquna Williams, and Chelsea Gray | 4-1 |
| Alana Beard, Nneka Ogumike, Candace Parker, Odyssey Sims, and Chelsea Gray | 12-2 |

2017 REGULAR SEASON SUPERLATIVES

LOS ANGELES SPARKS HIGHS

| | |
|--------------------------|--------------------------|
| Points, Game..... | 115 @ Chicago 8/18 (2OT) |
| Points, First Half..... | 59 vs Washington 5/19 |
| Points, Second Half..... | 54 @ New York 5/30 |
| Points, 1Q..... | 38 vs Phoenix 6/18 |
| Points, 2Q..... | 29 @ Washington 8/16 |
| Points, 3Q..... | 30, 2 times |
| Points, 4Q..... | 29 @ Atlanta 5/27 |
| Points, 1OT..... | 11 @ Chicago 8/18 |
| Points, 2OT..... | 16 @ Chicago 8/18 |

| | |
|---------------------------|-------------------------|
| Field Goals Made, 1H..... | 22, 2 times |
| Field Goals Att, 1H..... | 41, 2 times |
| Field Goal %, 1H..... | 67.7%, 2 times |
| Field Goals Made, 2H..... | 21 @ New York 5/30 |
| Field Goals Att, 2H..... | 44 @ Chicago 8/18 |
| Field Goal %, 2H..... | 65.6% @ New York 5/30 |
| Field Goals Made,Game. | 45 @ Chicago 8/18 |
| Field Goals Att,Game..... | 99 @ Chicago 8/18 |
| Field Goal %,Game..... | 61.5% @ Washington 8/16 |

| | |
|--------------------------|-------------------------|
| 3FG Made, Game..... | 12 @ Chicago 8/18 |
| 3FG Att, Game | 23, 3 times |
| 3FG Percentage, Game.... | 60.0% @ Washington 8/16 |

| | |
|-----------------------|-------------------|
| Free Throws Made..... | 31 vs Chicago 6/6 |
| Free Throws Att..... | 40 vs Chicago 6/6 |
| FT Percentage..... | 100%, 3 times |

| | |
|------------------------|--------------------|
| Offensive Rebounds.... | 14 @ Chicago 8/18 |
| Defensive Rebounds... | 33 vs Dallas 7/30 |
| Total Rebounds..... | 42 @ Chicago 8/18 |
| Assists..... | 34 @ Chicago 8/18 |
| Steals..... | 14 vs Seattle 5/13 |
| Turnovers..... | 21 @ Atlanta 5/27 |
| Blocked Shots..... | 7, 3 times |
| Personal Fouls..... | 21, 2 times |

OPPONENT HIGHS

| | |
|--------------------------|--------------------------|
| Points, Game..... | 106 @ Chicago 8/18 (2OT) |
| Points, First Half..... | 48 vs Washington 5/19 |
| Points, Second Half..... | 55 @ Dallas 6/9 |
| Points, 1Q..... | 32 vs Connecticut 7/13 |
| Points, 2Q..... | 28 @ New York 8/13 |
| Points, 3Q..... | 27 @ Indiana 5/24 |
| Points, 4Q..... | 35 vs Dallas 6/13 |
| Points, 1OT..... | 11 @ Chicago 8/18 |
| Points, 2OT..... | 7 @ Chicago 8/18 |

| | |
|---------------------------|-----------------------|
| Field Goals Made, 1H..... | 18 @ Chicago 8/18 |
| Field Goals Att, 1H..... | 39, 2 times |
| Field Goal %, 1H..... | 59.3% vs Seattle 5/13 |
| Field Goals Made, 2H..... | 20 @ Indiana 5/24 |
| Field Goals Att, 2H..... | 40 @ Dallas 8/6 |
| Field Goal %, 2H..... | 58.8% @ Indiana 5/24 |
| Field Goals Made,Game | 41 @ Chicago 8/18 |
| Field Goals Att,Game | 82 @ Chicago 8/18 |
| Field Goal %, Game | 53.7% @ Indiana 5/24 |

| | |
|---------------------|----------------------|
| 3FG Made..... | 14 @ Chicago 8/18 |
| 3FG Att..... | 28 vs Dallas 7/30 |
| 3FG Percentage..... | 68.8% @ Indiana 5/24 |

| | |
|-----------------------|--------------------------|
| Free Throws Made..... | 30 vs Dallas 7/30 |
| Free Throws Att..... | 33 vs Dallas 7/30 |
| FT Percentage..... | 94.7% vs Washington 5/19 |

| | |
|------------------------|------------------------|
| Offensive Rebounds.... | 16, 2 times |
| Defensive Rebounds... | 32 @ Chicago 8/18 |
| Total Rebounds..... | 47 @ Dallas 8/6 |
| Assists..... | 31 @ Chicago 8/18 |
| Steals..... | 12 vs Connecticut 7/13 |
| Turnovers..... | 24 vs Seattle 5/13 |
| Blocked Shots..... | 8 @ Chicago 8/18 |
| Personal Fouls..... | 28 vs Chicago 6/6 |

Largest lead at any time.... 33, 2 times
Largest deficit at any time... 19 at Minnesota 7/6

LOS ANGELES SPARKS LOWS

| | |
|---------------------------|------------------------|
| -Points, Game..... | 69 vs Seattle 7/25 |
| -Points, First Half..... | 30 vs Washington 7/2 |
| -Points, Second Half..... | 26 vs San Antonio 8/22 |
| -Points, 1Q..... | 14 @ Minnesota 7/6 |
| -Points, 2Q..... | 8 @ New York 8/13 |
| -Points, 3Q..... | 10, 2 times |
| -Points, 4Q..... | 9 vs Minnesota 8/27 |
| -Points, 1OT..... | - |
| -Points, 2OT..... | - |

| | |
|----------------------------|------------------------|
| -Field Goals Made, 1H... | 10 @ New York 5/30 |
| -Field Goals Att, 1H..... | 27 vs San Antonio 6/15 |
| -Field Goal %, 1H..... | 33.3% @ New York 5/30 |
| -Field Goals Made, 2H... | 9 vs Chicago 6/6 |
| -Field Goals Att, 2H..... | 26, 2 times |
| -Field Goal %, 2H..... | 28.1% vs Chicago 6/6 |
| -Field Goals Made,Game. | 22 vs Chicago 6/6 |
| -Field Goals Att,Game..... | 56 vs San Antonio 6/15 |
| -Field Goal %,Game..... | 34.4% vs Chicago 6/6 |

| | |
|-------------------------|-----------------------|
| -3FG Made, Game..... | 1, vs Connecticut 9/3 |
| -3FG Att, Game..... | 6, vs Connecticut 9/3 |
| -3FG Percentage, Game.. | 13.3% @ Dallas 8/6 |

| | |
|------------------------|-----------------------|
| -Free Throws Made..... | 4 vs Seattle 5/13 |
| -Free Throws Att..... | 6, vs Connecticut 9/3 |
| -FT Percentage..... | 50.0% vs Seattle 5/13 |

| | |
|-------------------------|--------------------|
| -Offensive Rebounds.... | 3, 3 times |
| -Defensive Rebounds... | 17 vs Seattle 5/13 |
| -Total Rebounds..... | 22, 2 times |
| -Assists..... | 10 @ Seattle 7/8 |
| -Steals..... | 3 @ Atlanta 5/27 |
| -Turnovers..... | 6, 2 times |
| -Blocked Shots..... | 0, 2 times |
| -Personal Fouls..... | 10 vs Chicago 7/20 |

OPPONENT LOWS

| | |
|---------------------------|------------------------|
| -Points, Game..... | 55 vs San Antonio 8/22 |
| -Points, First Half..... | 26 vs San Antonio 6/15 |
| -Points, Second Half..... | 22 vs Washington 7/2 |
| -Points, 1Q..... | 8 vs Dallas 6/13 |
| -Points, 2Q..... | 9 @ Atlanta 5/27 |
| -Points, 3Q..... | 8 @ Minnesota 8/11 |
| -Points, 4Q..... | 7 vs San Antonio 8/22 |
| -Points, 1OT..... | - |
| -Points, 2OT..... | - |

| | |
|---------------------------|---------------------------|
| -Field Goals Made, 1H... | 10, 2 times |
| -Field Goals Att, 1H..... | 27, 4 times |
| -Field Goal %, 1H..... | 29.4% vs Dallas 7/30 |
| -Field Goals Made, 2H... | 6 vs Atlanta 9/1 |
| -Field Goals Att, 2H..... | 23 vs SEA 5/13, @ SEA 7/8 |
| -Field Goal %, 2H..... | 22.2% vs Atlanta 9/1 |
| -Field Goals Made,Game | 17 vs Atlanta 9/1 |
| -Field Goals Att,Game | 53 vs Seattle 7/25 |
| -Field Goal %, Game..... | 28.8%, 2 times |

| | |
|----------------------|----------------------|
| -3FG Made..... | 2 @ Atlanta 5/27 |
| -3FG Att..... | 8 @ Phoenix 8/24 |
| -3FG Percentage..... | 16.7% @ Atlanta 5/27 |

| | |
|------------------------|---------------------|
| -Free Throws Made..... | 3 vs Minnesota 8/27 |
| -Free Throws Att..... | 6 vs Minnesota 8/27 |
| -FT Percentage..... | 50.0%, 3 times |

| | |
|-------------------------|----------------------|
| -Offensive Rebounds.... | 3, 2 times |
| -Defensive Rebounds... | 13 @ Washington 8/16 |
| -Total Rebounds..... | 21 vs Dallas 7/30 |
| -Assists..... | 6 vs Atlanta 9/1 |
| -Steals..... | 3, 2 times |
| -Turnovers..... | 8 @ Indiana 5/24 |
| -Blocked Shots..... | 0, 3 times |
| -Personal Fouls..... | 11 @ Minnesota 7/6 |

2017 INDIVIDUAL HIGH PERFORMANCES

Sparks Individual Highs:

| | |
|-----------------------|---|
| Points..... | 32 Nneka Ogumike at Chicago 8/18 |
| Field Goals Made... | 13 Nneka Ogumike at Chicago 8/18 |
| Field Goals Att..... | 24 Nneka Ogumike at Chicago 8/18 |
| FG% (Min. 8 FGM)..... | 88.9% (8-9) Nneka Ogumike vs Phoenix 6/18 |
| 3FG Made..... | 6 Sydney Wiese vs Washington 5/19 |
| 3FG Att..... | 10 Sydney Wiese vs Washington 5/19 |
| Free Throws Made..... | 10 Nneka Ogumike at Indiana 5/24 |
| Free Throws Att..... | 11 Nneka Ogumike at Indiana 5/24 |
| | Nneka Ogumike vs Chicago 6/6 |
| FT%(Min. 8 FTM)..... | 100% (9-9) Nneka Ogumike vs Washington 5/19 |
| Offensive Rebounds | 7 Candace Parker vs Washington 7/2 |
| Defensive Rebounds | 17 Candace Parker at San Antonio 7/28 |
| Total Rebounds..... | 17 Candace Parker at San Antonio 7/28 |
| Assists..... | 11 Candace Parker at San Antonio 7/28 |
| Steals..... | 5 Alana Beard vs Seattle 5/13 |
| | Alana Beard at Chicago 8/18 |
| Turnovers..... | 7 Candace Parker vs Connecticut 7/13 |
| Blocked Shots..... | 5 Candace Parker at Connecticut 6/27 |
| Personal Fouls..... | 6 Essence Carson at Phoenix 6/10 |
| Minutes Played..... | 47:51 Chelsea Gray at Chicago 8/18 |

Opponent Individual Highs:

| | |
|----------------------|---|
| Points..... | 28 Diggins-Smith vs Dallas 6/13 |
| Field Goals Made... | 11 Tina Charles at New York 5/30 |
| | Glory Johnson at Dallas 6/9 |
| Field Goals Att..... | 21 Tina Charles at New York 8/13 |
| FG% (Min. 8 FGM)... | 69.2% (9-13) Courtney Vandersloot at Chicago 8/18 |
| 3FG Made..... | 6 Diana Taurasi at Phoenix 6/10 |
| 3FG Att..... | 10 Diana Taurasi at Phoenix 6/10 |
| | Diana Taurasi vs Phoenix 6/18 |
| Free Throws Made... | 12 Skylar Diggins-Smith vs Dallas 6/13 |
| Free Throws Att..... | 13 Skylar Diggins-Smith vs Dallas 6/13 |
| FT%(Min. 8 FTM)..... | 100% (10-10) Elena Delle Donne vs Washington 5/19 |
| | (8-8) Breanna Stewart at Seattle 7/8 |
| | (8-8) Kayla McBride at San Antonio 7/28 |
| Offensive Rebounds | 10 Jonquel Jones at Connecticut 6/27 |
| Defensive Rebounds | 11 Glory Johnson at Dallas 8/6 |
| Total Rebounds..... | 17 Jonquel Jones at Connecticut 6/27 |
| Assists..... | 14 Courtney Vandersloot vs Chicago 7/20 |
| Steals..... | 5 Jasmine Thomas vs Connecticut 7/13 |
| Turnovers..... | 9 Jewell Loyd vs Seattle 5/13 |
| Blocked Shots..... | 6 Breanna Stewart vs Seattle 7/25 |
| Personal Fouls..... | 6 Tiffany Hayes at Atlanta 6/30 |
| Minutes Played | 45:13 Allie Quigley at Chicago 8/18 |

2017 TOP INDIVIDUAL PERFORMANCES

POINTS

| | |
|----|-----------------------------------|
| 32 | Nneka Ogumike at Chicago 8/18 |
| 29 | Nneka Ogumike vs Connecticut 7/13 |
| 29 | Candace Parker at Chicago 8/18 |
| 28 | Nneka Ogumike at Dallas 6/9 |
| 28 | Odyssey Sims at Phoenix 8/24 |
| 27 | Nneka Ogumike at Minnesota 7/6 |
| 25 | Chelsea Gray at Atlanta 5/27 |
| 25 | Candace Parker at Dallas 6/9 |
| 24 | Nneka Ogumike at Indiana 5/24 |
| 24 | Chelsea Gray at Phoenix 6/10 |
| 24 | Chelsea Gray vs Dallas 6/13 |
| 24 | Nneka Ogumike vs Chicago 7/20 |
| 24 | Candace Parker vs New York 8/4 |
| 24 | Candace Parker vs Minnesota 8/27 |

FIELD GOALS

| | |
|----|-----------------------------------|
| 13 | Nneka Ogumike at Chicago 8/18 |
| 12 | Odyssey Sims at Phoenix 8/24 |
| 11 | Candace Parker at Dallas 6/9 |
| 11 | Nneka Ogumike at Dallas 6/9 |
| 11 | Candace Parker at Chicago 8/18 |
| 10 | Nneka Ogumike vs Seattle 5/13 |
| 10 | Nneka Ogumike at Minnesota 7/6 |
| 10 | Nneka Ogumike vs Connecticut 7/13 |
| 10 | Candace Parker vs Dallas 7/30 |
| 10 | Nneka Ogumike vs Dallas 7/30 |
| 10 | Nneka Ogumike vs Connecticut 9/3 |

3-PT. FIELD GOALS

| | |
|---|----------------------------------|
| 6 | Sydney Wiese vs Washington 5/19 |
| 5 | Chelsea Gray vs San Antonio 8/22 |
| 4 | Chelsea Gray vs Connecticut 7/13 |
| 4 | Chelsea Gray at Chicago 8/18 |

FREE THROWS

| | |
|----|----------------------------------|
| 10 | Nneka Ogumike at Indiana 5/24 |
| 9 | Nneka Ogumike vs Washington 5/19 |
| 9 | Nneka Ogumike vs Chicago 6/6 |
| 8 | Chelsea Gray vs San Antonio 6/15 |

TOTAL REBOUNDS

| | |
|----|------------------------------------|
| 17 | Candace Parker at San Antonio 7/28 |
| 14 | Nneka Ogumike at Minnesota 7/6 |
| 14 | Nneka Ogumike vs San Antonio 8/22 |
| 14 | Candace Parker vs Connecticut 9/3 |
| 13 | Nneka Ogumike at Dallas 6/9 |
| 13 | Candace Parker at Indiana 6/24 |
| 13 | Candace Parker at Atlanta 6/30 |
| 12 | Candace Parker at Indiana 5/24 |
| 12 | Nneka Ogumike vs Indiana 7/17 |
| 12 | Candace Parker at Chicago 8/18 |
| 11 | Candace Parker at New York 5/30 |
| 11 | Nneka Ogumike vs Chicago 6/6 |

OFFENSIVE REBOUNDS

| | |
|---|----------------------------------|
| 7 | Candace Parker vs Washington 7/2 |
| 6 | Nneka Ogumike at Minnesota 7/6 |
| 5 | Nneka Ogumike at Dallas 6/9 |
| 5 | Nneka Ogumike at Chicago 8/18 |
| 4 | Nneka Ogumike at Atlanta 5/27 |
| 4 | Nneka Ogumike at New York 5/30 |

DEFENSIVE REBOUNDS

| | |
|----|------------------------------------|
| 17 | Candace Parker at San Antonio 7/28 |
| 14 | Candace Parker vs Connecticut 9/3 |
| 13 | Candace Parker at Indiana 6/24 |
| 11 | Candace Parker at Indiana 5/24 |
| 11 | Candace Parker at Chicago 8/18 |
| 10 | Nneka Ogumike vs Chicago 6/6 |
| 10 | Candace Parker at Atlanta 6/30 |
| 10 | Nneka Ogumike vs Connecticut 7/13 |

BLOCKED SHOTS

| | |
|---|------------------------------------|
| 5 | Candace Parker at Connecticut 6/27 |
| 4 | Candace Parker vs Indiana 7/17 |
| 4 | Candace Parker at San Antonio 7/28 |
| 3 | Candace Parker at Atlanta 5/27 |
| 3 | Candace Parker vs Phoenix 6/18 |

ASSISTS

| | |
|----|------------------------------------|
| 11 | Candace Parker at San Antonio 7/28 |
| 10 | Chelsea Gray at Chicago 8/18 |
| 10 | Odyssey Sims at Chicago 8/18 |
| 8 | Chelsea Gray vs Seattle 5/13 |
| 8 | Chelsea Gray at Phoenix 6/10 |
| 8 | Chelsea Gray vs Dallas 7/30 |
| 8 | Odyssey Sims vs Dallas 7/30 |
| 8 | Odyssey Sims at Phoenix 8/22 |
| 7 | Candace Parker at Indiana 6/24 |
| 7 | Odyssey Sims at Washington 8/16 |
| 7 | Chelsea Gray vs Connecticut 9/3 |

STEALS

| | |
|---|----------------------------------|
| 5 | Alana Beard vs Seattle 5/13 |
| 5 | Alana Beard at Chicago 8/18 |
| 5 | Nneka Ogumike vs Connecticut 9/3 |
| 4 | Alana Beard vs Chicago 6/6 |
| 4 | Nneka Ogumike at New York 5/30 |
| 4 | Nneka Ogumike vs Chicago 6/6 |
| 4 | Nneka Ogumike at Phoenix 6/10 |
| 4 | Candace Parker vs Chicago 7/20 |
| 4 | Candace Parker at Dallas 8/6 |
| 4 | Odyssey Sim at Washington 8/16 |

TURNOVERS

| | |
|---|------------------------------------|
| 7 | Candace Parker vs Connecticut 7/13 |
| 6 | Chelsea Gray at Atlanta 5/27 |
| 6 | Nneka Ogumike at Atlanta 6/30 |
| 5 | Candace Parker at Atlanta 5/27 |
| 5 | Candace Parker at Indiana 6/24 |
| 5 | Candace Parker at Atlanta 6/30 |
| 5 | Candace Parker at Dallas 8/6 |
| 5 | Odyssey Sims at Dallas 8/6 |

MINUTES PLAYED

| | |
|-------|--------------------------------|
| 47:51 | Chelsea Gray at Chicago 8/18 |
| 46:59 | Nneka Ogumike at Chicago 8/18 |
| 41:12 | Alana Beard at Chicago 8/18 |
| 40:07 | Candace Parker at Chicago 8/18 |
| 40:05 | Odyssey Sims at Chicago 8/18 |
| 38:49 | Chelsea Gray vs Minnesota 8/27 |
| 37:56 | Candace Parker at Dallas 6/9 |

| | | | | | | |
|----|-------------|---------------|------|---------|------|---------|
| #0 | ALANA BEARD | GUARD/FORWARD | 5-11 | 5/14/84 | DUKE | EXP: 11 |
|----|-------------|---------------|------|---------|------|---------|

2017 Regular Season Averages:

| G-GS | PPG | RPG | APG | SPG | BPG | MPG | FG% | 3FG% | FT% |
|-------|-----|-----|-----|-----|-----|------|------|------|------|
| 34-34 | 6.9 | 3.3 | 2.2 | 2.1 | 0.5 | 30.8 | 49.7 | 31.6 | 80.4 |

| | 2017 Season Highs | Career Highs |
|------|-------------------|--------------------|
| PTS | 18 vs CHI 6/6 | 33, @ PHO 6/4/08 |
| REB | 10 @ CHI 8/18 | 10, 3 Times |
| AST | 5, 3 times | 10, @ SAN 6/28/12 |
| STL | 5, 2 times | 7, 3 Times |
| BLK | 2, 4 times | 4, 2 Times |
| FGM | 7 vs CHI 6/6 | 13, vs SEA 7/23/06 |
| 3FGM | 1, 5 times | 6, @ ATL 6/3/08 |
| FTM | 7 vs NYL 5/30 | 11 (2 times) |
| MINS | 41 @ CHI 8/18 | 48, vs IND 6/18/05 |

2017 NOTABLES

- League leader in steals, averaging 2.1 spg and has at least one steal in 32 of 34 games this season.
- Beard is 4 steals away from passing Sheryl Swoopes for 3rd all-time and passed Angel McCoughtry for sole possession of 21st all-time.
- Named AP's Defensive Player of the Year.
- Named WNBA Defensive Player of the Year and WNBA All-Defensive First Team.
- Played 25 minutes, shooting 3-5 from the field, 1-1 from 3-point range, 2-2 from the free throw line, had 5 rebounds, 2 assists, 1 steal, 2 blocks, and scored 9 points against Connecticut on 9/3.
- Played 20 minutes, shot 1-5 from the field, had 2 rebounds, 1 steal, and scored 2 points against Atlanta on 9/1.
- Played 28 minutes, shot 1-4 from the field, perfect 2-2 from the free throw line, had 2 rebounds, tied the game high 3 steals with teammate Gray, 2 blocks, and scored 4 points against Minnesota on 8/27.
- Played 28 minutes, shot 1-2 from the field, 1-1 from the free throw line, had 3 rebounds, 2 assists, tied game high 3 steals with teammates Sims, Ogwumike, and Carson, and scored 3 points against Phoenix on 8/24.

GAME BY GAME STATS

| Date | Opponent | MIN | FG-A | PTC | 3PM-A | PTC | FTM-A | PTC | OFF | DEF | TOI | AST | STL | BLK | TO | PF | PTS |
|------|----------|-----|------|------|-------|------|-------|------|-----|-----|-----|-----|-----|-----|----|----|-----|
| 5/13 | SEA | 35 | 2-6 | 33.3 | 0-0 | 0.00 | 2-4 | 50.0 | 0 | 4 | 4 | 1 | 5 | 0 | 1 | 3 | 6 |
| 5/19 | WAS | 34 | 5-11 | 45.5 | 0-1 | 0.00 | 2-2 | 100 | 1 | 2 | 3 | 2 | 3 | 0 | 1 | 3 | 12 |
| 5/24 | @IND | 33 | 6-8 | 75.0 | 0-0 | 0.00 | 0-1 | 0.0 | 0 | 2 | 2 | 4 | 0 | 0 | 1 | 5 | 12 |
| 5/27 | @ATL | 33 | 1-2 | 50.0 | 0-0 | 0.00 | 2-2 | 100 | 2 | 3 | 5 | 3 | 0 | 0 | 1 | 4 | 4 |
| 5/30 | @NYL | 30 | 3-3 | 100 | 0-0 | 0.00 | 7-7 | 100 | 0 | 0 | 0 | 1 | 4 | 0 | 1 | 2 | 13 |
| 6/6 | CHI | 32 | 7-10 | 70.0 | 0-1 | 0.00 | 4-4 | 100 | 0 | 3 | 3 | 2 | 3 | 1 | 1 | 4 | 18 |
| 6/9 | @DAL | 27 | 2-6 | 33.3 | 0-0 | 0.00 | 1-1 | 100 | 1 | 2 | 3 | 1 | 1 | 0 | 4 | 5 | 5 |
| 6/10 | @PHO | 35 | 4-6 | 66.7 | 1-1 | 100 | 3-4 | 75.0 | 1 | 1 | 2 | 3 | 2 | 1 | 1 | 3 | 12 |
| 6/13 | DAL | 33 | 4-6 | 66.7 | 1-1 | 100 | 1-2 | 50.0 | 1 | 4 | 5 | 4 | 1 | 0 | 3 | 4 | 10 |
| 6/15 | SAS | 37 | 3-4 | 75.0 | 0-1 | 0.00 | 0-0 | 0.0 | 0 | 5 | 5 | 3 | 1 | 0 | 2 | 2 | 6 |
| 6/18 | PHO | 26 | 4-6 | 66.7 | 0-0 | 0.00 | 1-1 | 100 | 0 | 2 | 2 | 5 | 3 | 0 | 0 | 2 | 9 |
| 6/24 | @IND | 34 | 4-6 | 66.7 | 1-1 | 100 | 0-0 | 0.0 | 1 | 2 | 3 | 1 | 2 | 0 | 0 | 3 | 9 |
| 6/27 | @CON | 33 | 5-10 | 50.0 | 0-1 | 0.00 | 0-0 | 0.0 | 0 | 6 | 6 | 4 | 1 | 0 | 2 | 4 | 10 |
| 6/30 | @ATL | 35 | 3-6 | 50.0 | 0-0 | 0.00 | 1-1 | 100 | 2 | 2 | 4 | 3 | 2 | 2 | 2 | 3 | 7 |
| 7/2 | WAS | 35 | 6-7 | 85.7 | 1-1 | 100 | 0-0 | 0.0 | 0 | 5 | 5 | 3 | 2 | 1 | 3 | 3 | 13 |
| 7/6 | @MIN | 37 | 4-11 | 36.4 | 0-1 | 0.0 | 0-0 | 0.0 | 1 | 4 | 5 | 5 | 3 | 1 | 1 | 2 | 8 |
| 7/8 | @SEA | 30 | 2-5 | 40.0 | 0-2 | 0.0 | 0-0 | 0.0 | 0 | 0 | 0 | 2 | 2 | 0 | 1 | 3 | 4 |
| 7/13 | CON | 34 | 1-7 | 14.3 | 0-2 | 0.0 | 3-4 | 75.0 | 1 | 3 | 4 | 5 | 2 | 0 | 4 | 4 | 5 |
| 7/17 | IND | 28 | 2-7 | 28.6 | 1-2 | 50.0 | 0-0 | 0.0 | 1 | 1 | 2 | 0 | 1 | 1 | 0 | 1 | 5 |
| 7/20 | CHI | 33 | 1-3 | 33.3 | 0-0 | 0.0 | 0-0 | 0.0 | 0 | 1 | 1 | 3 | 3 | 0 | 0 | 2 | 2 |
| 7/25 | SEA | 28 | 2-6 | 33.3 | 0-2 | 0.0 | 0-0 | 0.0 | 0 | 4 | 4 | 2 | 3 | 2 | 0 | 3 | 4 |
| 7/28 | @SAS | 32 | 5-6 | 83.3 | 0-0 | 0.0 | 0-0 | 0.0 | 0 | 1 | 1 | 1 | 1 | 1 | 1 | 3 | 10 |
| 7/30 | DAL | 24 | 5-8 | 62.5 | 0-1 | 0.0 | 3-3 | 100 | 1 | 2 | 3 | 1 | 1 | 0 | 0 | 3 | 13 |
| 8/4 | NYL | 27 | 1-1 | 100 | 0-0 | 0.0 | 0-0 | 0.0 | 0 | 4 | 4 | 2 | 3 | 0 | 0 | 0 | 2 |
| 8/6 | @DAL | 28 | 2-3 | 66.7 | 0-0 | 0.0 | 1-3 | 33.3 | 0 | 0 | 0 | 2 | 2 | 0 | 3 | 1 | 5 |
| 8/11 | @MIN | 34 | 1-3 | 33.3 | 0-0 | 0.0 | 0-0 | 0.0 | 2 | 3 | 5 | 0 | 3 | 0 | 4 | 4 | 2 |
| 8/13 | @NYL | 31 | 0-4 | 0.0 | 0-0 | 0.0 | 0-0 | 0.0 | 0 | 3 | 3 | 2 | 1 | 2 | 1 | 3 | 0 |
| 8/16 | @WAS | 23 | 4-7 | 57.1 | 0-0 | 0.0 | 0-0 | 0.0 | 0 | 3 | 3 | 4 | 2 | 1 | 0 | 0 | 8 |
| 8/18 | @CHI | 41 | 1-7 | 14.3 | 0-0 | 0.0 | 1-2 | 50.0 | 3 | 7 | 10 | 2 | 5 | 0 | 1 | 4 | 3 |
| 8/22 | SAS | 24 | 0-2 | 0.0 | 0-0 | 0.0 | 0-0 | 0.0 | 1 | 2 | 3 | 1 | 1 | 0 | 1 | 2 | 0 |
| 8/24 | @PHO | 28 | 1-2 | 50.0 | 0-0 | 0.0 | 1-1 | 100 | 1 | 2 | 3 | 2 | 3 | 0 | 0 | 4 | 3 |
| 8/27 | MIN | 28 | 1-4 | 25.0 | 0-0 | 0.0 | 2-2 | 100 | 0 | 2 | 2 | 0 | 3 | 2 | 0 | 1 | 4 |
| 9/1 | ATL | 20 | 1-5 | 20.0 | 0-0 | 0.0 | 0-0 | 0.0 | 1 | 1 | 2 | 0 | 1 | 0 | 3 | 2 | 2 |
| 9/3 | CON | 25 | 3-5 | 60.0 | 1-1 | 100 | 2-2 | 100 | 0 | 5 | 5 | 2 | 1 | 2 | 2 | 1 | 9 |

2017 Regular Season Averages:

| G-GS | PPG | RPG | APG | SPG | BPG | MPG | FG% | 3FG% | FT% |
|-------|-----|-----|-----|-----|-----|------|------|------|------|
| 24-14 | 4.8 | 1.7 | 1.2 | 0.6 | 0.3 | 19.3 | 40.4 | 25.0 | 87.5 |

| | 2017 Season Highs | Career Highs |
|------|-------------------------|--------------------------|
| PTS | 15 @ IND 5/24 | 28 VS. DET 9/10/09 |
| REB | 5 @ IND 5/24 | 11, vs. CHI 7/6/12 |
| AST | 4 @ WAS 8/16 | 7, @ CHI 6/30/15 |
| STL | 3 @ PHO 8/24 | 5, vs. CON 8/18/11 |
| BLK | 2, 2 times | 3, 3 Times |
| FGM | 5 @ IND 5/24 | 11, 2 Times |
| 3FGM | 3 @ IND 5/24 | 4, vs. SAC 7/23/09 |
| FTM | 3 @ DAL 6/9, @ ATL 6/30 | 6, 2 Times |
| MINs | 33 @ IND 5/24 | 46 (Indiana - 6/26/2008) |

2017 NOTABLES

-Played 15 minutes, shooting 1-3 from the field, had 1 assist, and scored 2 points against Connecticut on 9/3.
-Played 25 minutes, shooting 1-2 from the field, had 4 rebounds, 2 assists, and scored 2 points against Atlanta on 9/1.
-Played 21 minutes, shot 3-4 from the field, had 1 assist, 1 steal, and scored 6 points against Minnesota on 8/27.
-Played 16 minutes, shot 1-3 from the field, had 1 rebound, 1 assist, tied game high 3 steals with teammates Beard, Ogwumike, and Sims, and scored 2 points against Phoenix on 8/22.
-Played 19 minutes, shooting 1-1 from the field, had 1 rebound, 2 assists, and scored 2 points against San Antonio on 8/22.
-Played 21 minutes, shooting 2-6 from the field, 2-2 from the free throw line, had 4 rebounds, 1 assist, a season high 2 blocks, and scored 6 points at Chicago on 8/18.
-Returned from her elbow strain injury and played 22 minutes, shooting 2-7 from the field, 2-2 from the free throw line, had 2 rebounds, set a season high 4 assists, 1 steal, and scored 6 points at Washington on 8/16.

GAME BY GAME STATS

| Date | Opponent | MIN | FG-A | PTC | 3PM-A | PCT | FTM-A | PCT | OFF | DEF | TOT | AST | STL | BLK | TO | PF | PTS |
|------|----------|-----|-------|--------|-------|------|-------|------|-----|-----|-----|-----|-----|-----|----|----|-----|
| 5/13 | SEA | DNP | | | | | | | | | | | | | | | |
| 5/19 | WAS | 7 | 1-4 | 25.0 | 0-1 | 0.0 | 1-1 | 100 | 0 | 0 | 0 | 0 | 0 | 0 | 0 | 0 | 3 |
| 5/24 | @IND | 33 | 5-7 | 71.4 | 3-3 | 100 | 2-2 | 100 | 1 | 4 | 5 | 2 | 0 | 0 | 3 | 0 | 15 |
| 5/27 | @ATL | 27 | 3-8 | 37.5 | 1-3 | 33.3 | 1-2 | 50.0 | 0 | 2 | 2 | 3 | 1 | 1 | 1 | 2 | 8 |
| 5/30 | @NYL | 29 | 1-4 | 25.0 | 1-2 | 50.0 | 1-2 | 50.0 | 0 | 3 | 3 | 1 | 0 | 0 | 1 | 0 | 4 |
| 6/6 | CHI | 20 | 1-3 | 33.3 | 1-1 | 100 | 2-2 | 100 | 1 | 1 | 2 | 2 | 1 | 1 | 0 | 2 | 5 |
| 6/9 | @ DAL | 21 | 1-4 | 25.0 | 0-1 | 0.0 | 3-3 | 100 | 0 | 0 | 0 | 1 | 0 | 0 | 0 | 1 | 5 |
| 6/10 | @ PHO | 30 | 4-6 | 66.7 | 2-3 | 66.7 | 2-2 | 100 | 0 | 0 | 0 | 0 | 1 | 0 | 1 | 6 | 12 |
| 6/13 | DAL | 23 | 2-8 | 25.0 | 0-5 | 0.0 | 1-1 | 100 | 0 | 2 | 2 | 1 | 2 | 0 | 1 | 1 | 5 |
| 6/15 | SAS | 17 | 1-3 | 33.3 | 0-1 | 0.0 | 0-0 | 0.0 | 0 | 2 | 2 | 1 | 2 | 0 | 1 | 1 | 2 |
| 6/18 | PHO | 9 | 0-2 | 0.00 | 0-2 | 0.0 | 1-1 | 100 | 1 | 2 | 3 | 0 | 0 | 0 | 0 | 0 | 1 |
| 6/24 | @IND | NWT | Groin | Pull | | | | | | | | | | | | | |
| 6/27 | @ CON | NWT | Groin | Pull | | | | | | | | | | | | | |
| 6/30 | @ATL | 21 | 4-5 | 80.0 | 1-2 | 50.0 | 3-4 | 75.0 | 1 | 2 | 3 | 0 | 1 | 1 | 1 | 4 | 12 |
| 7/2 | WAS | 9 | 0-4 | 0.0 | 0-3 | 0.0 | 0-0 | 0.0 | 0 | 1 | 1 | 0 | 0 | 0 | 0 | 1 | 0 |
| 7/6 | @MIN | 23 | 3-6 | 50.0 | 0-1 | 0.0 | 0-0 | 0.0 | 2 | 0 | 2 | 2 | 0 | 0 | 2 | 2 | 6 |
| 7/8 | @SEA | 21 | 2-7 | 28.6 | 0-3 | 0.0 | 0-0 | 0.0 | 0 | 2 | 2 | 1 | 1 | 0 | 1 | 3 | 4 |
| 7/13 | CON | 13 | 1-5 | 20.0 | 0-2 | 0.0 | 0-0 | 0.0 | 0 | 1 | 1 | 2 | 1 | 2 | 0 | 0 | 2 |
| 7/17 | IND | 14 | 2-2 | 100 | 0-0 | 0.0 | 0-0 | 0.0 | 0 | 0 | 0 | 1 | 0 | 0 | 0 | 0 | 4 |
| 7/20 | CHI | 8 | 0-0 | 0.0 | 0-0 | 0.0 | 0-0 | 0.0 | 0 | 0 | 0 | 0 | 0 | 1 | 0 | 0 | 0 |
| 7/25 | SEA | DNP | Elbow | Strain | | | | | | | | | | | | | |
| 7/28 | @SAS | NWT | Elbow | Strain | | | | | | | | | | | | | |
| 7/30 | DAL | DNP | Elbow | Strain | | | | | | | | | | | | | |
| 8/4 | NYL | DNP | Elbow | Strain | | | | | | | | | | | | | |
| 8/6 | @DAL | DNP | Elbow | Strain | | | | | | | | | | | | | |
| 8/11 | @MIN | NWT | Elbow | Strain | | | | | | | | | | | | | |
| 8/13 | @NYL | NWT | Elbow | Strain | | | | | | | | | | | | | |
| 8/16 | @WAS | 22 | 2-7 | 28.6 | 0-1 | 0.0 | 2-2 | 100 | 0 | 2 | 2 | 4 | 1 | 0 | 0 | 0 | 6 |
| 8/18 | @CHI | 21 | 2-6 | 33.3 | 0-1 | 0.0 | 2-2 | 100 | 3 | 1 | 4 | 1 | 0 | 2 | 0 | 1 | 6 |
| 8/22 | SAS | 19 | 1-1 | 100 | 0-0 | 0.0 | 0-0 | 0.0 | 0 | 1 | 1 | 2 | 0 | 0 | 2 | 1 | 2 |
| 8/24 | @PHO | 16 | 1-3 | 33.3 | 0-0 | 0.0 | 0-0 | 0.0 | 1 | 0 | 1 | 1 | 3 | 0 | 1 | 1 | 2 |
| 8/27 | MIN | 21 | 3-4 | 75.0 | 0-0 | 0.0 | 0-0 | 0.0 | 0 | 0 | 0 | 1 | 1 | 0 | 1 | 0 | 6 |
| 9/1 | ATL | 25 | 1-2 | 50.0 | 0-1 | 0.0 | 0-0 | 0.0 | 1 | 3 | 4 | 2 | 0 | 0 | 2 | 2 | 2 |
| 9/3 | CON | 15 | 1-3 | 33.3 | 0-0 | 0.0 | 0-0 | 0.0 | 0 | 0 | 0 | 1 | 0 | 0 | 1 | 1 | 2 |

2017 Regular Season Averages:

| | 2017 Season Highs | Career Highs |
|------|-------------------|------------------|
| PTS | 2 vs PHO 6/18 | 2 vs PHO 6/18/17 |
| REB | 4 vs ATL 9/1 | 4 vs ATL 9/1/17 |
| AST | 1 @ WAS 8/16 | 1 @ WAS 8/16/17 |
| STL | 1, 2 Times | 1, 2 Times |
| BLK | - | - |
| FGM | 1 vs PHO 6/18 | 1 vs PHO 6/18/17 |
| 3FGM | - | - |
| FTM | 1 vs DAL 7/30 | 1 vs DAL 7/30 |
| MINs | 6 vs PHO 6/18 | 6 vs PHO 6/18 |

- Did not play against Connecticut on 9/3 due to coach's decision.
- Played 5 minutes, collected a career/season high 4 rebounds, had 1 steal, and did not score against Atlanta on 9/1.
- Did not play against Phoenix on 8/24 and against Minnesota on 8/27 due to coach's decision.
- Played 1 minute and did not score against San Antonio on 8/22.
- Did not play at Chicago on 8/18 due to coach's decision.
- Played 1 minute, had 1 rebound, her first career assists, and did not score at Washington on 8/16.
- Did not play at Dallas on 8/6, at Minnesota on 8/11, and at New York on 8/13 due to coach's decision.
- Played 2 minutes and did not score against New York on 8/4.
- Played 3 minutes, made her first career free-throw shooting 1-2 from the line, had 2 rebounds, her first career steal, and scored 1 point against Dallas on 7/30
- Did not play versus Chicago on 7/20, Seattle on 7/25, and at San Antonio on 7/28 due to coach's decision.

[illegible]

| | | | | | | |
|-----|--------------|-------|------|---------|------|--------|
| #12 | CHELSEA GRAY | GUARD | 5-11 | 10/8/92 | DUKE | EXP: 2 |
|-----|--------------|-------|------|---------|------|--------|

2017 Regular Season Averages:

| G-GS | PPG | RPG | APG | SPG | BPG | MPG | FG% | 3FG% | FT% |
|-------|------|-----|-----|-----|-----|------|------|------|------|
| 34-34 | 14.8 | 3.3 | 4.4 | 1.1 | 0.2 | 33.1 | 50.7 | 48.2 | 82.7 |

| | 2017 Season Highs | Career Highs |
|------|-------------------|--------------------|
| PTS | 25, @ ATL 5/27 | 25, vs ATL 5/27/17 |
| REB | 8 @ DAL 8/6 | 9, @ CHI 8/30/15 |
| AST | 10 @ CHI 8/18 | 10 @ CHI 8/18/17 |
| STL | 4 @ CHI 8/18 | 4 @ CHI 8/18/17 |
| BLK | 1, 8 times | 2, @ SAN 9/4/15 |
| FGM | 9 @ ATL 5/27 | 9 vs ATL 5/27/17 |
| 3FGM | 5 vs SAS 8/22 | 5 vs SAS 8/22/17 |
| FTM | 8 vs SAS 6/15 | 8 vs SAS 6/15/17 |
| MINS | 48 @ CHI 8/18 | 48 @ CHI 8/18/17 |

2017 NOTABLES

-Has scored in double figures in 28 of 34 games this season.
 -League leader in three-point %, 48.2% third in the league averaging 33.1 minutes, and name 2017 All-Star Reserve.
 -Played game high 33 minutes, shooting 5-9 from the field, had 3 rebounds, game high 7 assists, 1 steal, and scored 10 points against Connecticut on 9/3
 -Played 22 minutes, shooting 3-5 from the field, 2-3 from 3-point range, had 4 rebounds, 4 assist, 2 steals, and scored 8 points against Atlanta on 9/1.
 -Played 39 minutes, shooting 6-12 from the field, 1-4 from 3-point range, 3-4 from the free throw line, had 6 rebounds, team high 5 assists, tied game high 3 steals with teammate Beard, and scored 16 points against Minnesota 8/27.
 -Played 34 minutes, shooting 5-11 from the field, 2-3 from 3-point range, had 1 rebound, 3 assists, 1 steal, 1 block, and scored 12 points against Phoenix on 8/24.

GAME BY GAME STATS

| Date | Opponent | MIN | FG-A | PCI | 3PM-A | PCI | FTM-A | PCI | OFF | DEF | TOI | AST | STL | BLK | TO | PF | PTS |
|------|----------|-----|------|------|-------|------|-------|------|-----|-----|-----|-----|-----|-----|----|----|-----|
| 5/13 | SEA | 28 | 6-13 | 46.2 | 2-3 | 66.7 | 0-0 | 0.0 | 1 | 1 | 2 | 8 | 2 | 0 | 1 | 4 | 14 |
| 5/19 | WAS | 31 | 6-12 | 50.0 | 0-1 | 0.00 | 4-4 | 100 | 2 | 1 | 3 | 4 | 1 | 0 | 2 | 4 | 16 |
| 5/24 | @IND | 32 | 6-11 | 54.6 | 3-4 | 75.0 | 1-1 | 100 | 0 | 2 | 2 | 2 | 1 | 0 | 3 | 1 | 16 |
| 5/27 | @ATL | 31 | 9-14 | 64.3 | 3-5 | 60.0 | 4-5 | 80.0 | 0 | 2 | 2 | 1 | 1 | 0 | 6 | 3 | 25 |
| 5/30 | @NYL | 34 | 3-7 | 42.9 | 0-1 | 0.00 | 2-2 | 100 | 1 | 2 | 3 | 6 | 1 | 1 | 2 | 3 | 8 |
| 6/6 | CHI | 31 | 2-10 | 20.0 | 0-3 | 0.00 | 1-3 | 33.3 | 0 | 4 | 4 | 5 | 0 | 1 | 0 | 1 | 5 |
| 6/9 | @DAL | 34 | 3-5 | 60.0 | 1-2 | 50.0 | 4-4 | 100 | 0 | 5 | 5 | 3 | 0 | 0 | 2 | 3 | 11 |
| 6/10 | @PHO | 36 | 8-13 | 61.5 | 1-4 | 25.0 | 7-10 | 70.0 | 0 | 3 | 3 | 8 | 1 | 1 | 2 | 3 | 24 |
| 6/13 | DAL | 33 | 8-10 | 80.0 | 1-2 | 50.0 | 7-7 | 100 | 0 | 4 | 4 | 5 | 1 | 0 | 1 | 5 | 24 |
| 6/15 | SAS | 33 | 5-9 | 55.6 | 1-1 | 100 | 8-9 | 88.9 | 0 | 2 | 2 | 3 | 1 | 0 | 4 | 3 | 19 |
| 6/18 | PHO | 23 | 4-7 | 57.1 | 1-2 | 50.0 | 3-4 | 75.0 | 1 | 4 | 5 | 3 | 0 | 0 | 1 | 2 | 12 |
| 6/24 | @IND | 35 | 6-13 | 46.2 | 2-3 | 66.7 | 3-3 | 100 | 0 | 4 | 4 | 4 | 0 | 0 | 3 | 3 | 17 |
| 6/27 | @CON | 37 | 5-7 | 71.4 | 0-0 | 0.00 | 5-7 | 71.4 | 0 | 2 | 2 | 5 | 1 | 0 | 3 | 0 | 15 |
| 6/30 | @ATL | 34 | 7-12 | 58.3 | 3-5 | 60.0 | 3-3 | 100 | 1 | 1 | 2 | 4 | 0 | 1 | 2 | 3 | 20 |
| 7/2 | WAS | 36 | 5-18 | 27.8 | 3-5 | 60.0 | 4-6 | 66.7 | 1 | 5 | 6 | 3 | 0 | 0 | 0 | 2 | 17 |
| 7/6 | @MIN | 34 | 6-13 | 46.2 | 3-6 | 50.0 | 1-2 | 50.0 | 0 | 0 | 0 | 2 | 2 | 0 | 4 | 3 | 16 |
| 7/8 | @SEA | 34 | 4-10 | 40.0 | 0-3 | 0.0 | 0-0 | 0.0 | 1 | 0 | 1 | 6 | 2 | 1 | 1 | 1 | 8 |
| 7/13 | CON | 31 | 6-11 | 54.5 | 4-5 | 80.0 | 1-1 | 100 | 1 | 1 | 2 | 3 | 1 | 0 | 2 | 2 | 17 |
| 7/17 | IND | 32 | 7-9 | 77.8 | 1-2 | 50.0 | 1-2 | 50.0 | 1 | 3 | 4 | 5 | 0 | 0 | 4 | 1 | 16 |
| 7/20 | CHI | 35 | 8-12 | 66.7 | 1-3 | 33.3 | 0-2 | 0.0 | 0 | 1 | 1 | 6 | 0 | 0 | 2 | 0 | 17 |
| 7/25 | SEA | 35 | 3-11 | 27.3 | 0-2 | 0.0 | 2-2 | 100 | 2 | 2 | 4 | 5 | 0 | 0 | 3 | 2 | 8 |
| 7/28 | @SAS | 27 | 3-6 | 50.0 | 1-3 | 33.3 | 0-0 | 0.0 | 0 | 1 | 1 | 3 | 1 | 0 | 3 | 2 | 7 |
| 7/30 | DAL | 32 | 7-12 | 58.3 | 2-4 | 50.0 | 0-0 | 0.0 | 0 | 7 | 7 | 8 | 3 | 1 | 1 | 3 | 16 |
| 8/4 | NYL | 29 | 5-9 | 55.6 | 1-2 | 50.0 | 0-0 | 0.0 | 1 | 6 | 7 | 3 | 1 | 0 | 2 | 2 | 11 |
| 8/6 | @DAL | 36 | 3-11 | 27.3 | 0-4 | 0.0 | 6-6 | 100 | 1 | 7 | 8 | 4 | 1 | 0 | 0 | 3 | 12 |
| 8/11 | @MIN | 37 | 8-17 | 47.1 | 2-5 | 40.0 | 5-5 | 100 | 0 | 3 | 3 | 3 | 2 | 0 | 2 | 1 | 23 |
| 8/13 | @NYL | 35 | 5-10 | 50.0 | 3-6 | 50.0 | 2-2 | 100 | 0 | 1 | 1 | 2 | 0 | 1 | 1 | 4 | 15 |
| 8/16 | @WAS | 26 | 4-6 | 66.7 | 0-0 | 0.0 | 2-2 | 100 | 2 | 1 | 3 | 3 | 2 | 0 | 2 | 3 | 10 |
| 8/18 | @CHI | 48 | 7-17 | 41.2 | 4-6 | 66.7 | 2-2 | 100 | 2 | 3 | 5 | 10 | 4 | 0 | 0 | 1 | 20 |
| 8/22 | SAS | 34 | 6-11 | 54.5 | 5-8 | 62.5 | 0-0 | 0.0 | 1 | 2 | 3 | 5 | 0 | 0 | 2 | 3 | 17 |
| 8/24 | @PHO | 34 | 5-11 | 45.5 | 2-3 | 66.7 | 0-0 | 0.0 | 0 | 1 | 1 | 3 | 1 | 1 | 1 | 2 | 12 |
| 8/27 | MIN | 39 | 6-12 | 50.0 | 1-4 | 25.0 | 3-4 | 75.0 | 1 | 5 | 6 | 5 | 3 | 0 | 1 | 0 | 16 |
| 9/1 | ATL | 22 | 3-5 | 60.0 | 2-3 | 66.7 | 0-0 | 0.0 | 0 | 4 | 4 | 4 | 2 | 0 | 0 | 0 | 8 |
| 9/3 | CON | 33 | 5-9 | 55.6 | 0-0 | 0.0 | 0-0 | 0.0 | 1 | 2 | 3 | 7 | 1 | 0 | 2 | 1 | 10 |

| | | | | | | |
|-----|-----------------------|---------|-----|---------|-------|--------|
| #33 | TIFFANY JACKSON-JONES | FORWARD | 6-3 | 4/26/85 | TEXAS | EXP: 8 |
|-----|-----------------------|---------|-----|---------|-------|--------|

2017 Regular Season Averages:

| G-GS | PPG | RPG | APG | SPG | BPG | MPG | FG% | 3FG% | FT% |
|------|-----|-----|-----|-----|-----|-----|------|------|------|
| 26-1 | 1.1 | 1.2 | 0.1 | 0.1 | 0.1 | 5.7 | 46.2 | 00.0 | 62.5 |

| | 2017 Season Highs | Career Highs |
|------|-------------------|------------------------------|
| PTS | 8 vs SEA 5/13 | 27 (San Antonio - 8/6/2011) |
| REB | 8 vs SEA 5/13 | 17 (Atlanta - 7/26/2011) |
| AST | 2 vs WSH 5/19 | 6 (Washington - 6/18/2011) |
| STL | 1, 2 times | 4 (Chicago - 7/13/2011) |
| BLK | 1 , 3 times | 4 (Los Angeles - 6/29/2007) |
| FGM | 4 vs SEA 5/13 | 10 (San Antonio - 8/6/2011) |
| 3FGM | - | 1 (Seattle - 6/27/2010) |
| FTM | 4 vs CHI 6/6 | 12 |
| MINS | 32 vs SEA 5/13 | 43 (San Antonio - 9/11/2011) |

2017 NOTABLES

- Played 3 minutes, had 1 rebound, and did not score against Connecticut on 9/3.
- Played 13 minutes, shooting 1-2 from the free throw line, had 5 rebounds, 1 steal, and scored 1 point against Atlanta on 9/1.
- Played 3 minutes, had 1 rebound, and did not score against Minnesota on 8/27.
- Played 4 minutes, had 1 rebound, and did not score against Phoenix on 8/24.
- Played 5 minutes, had 2 rebounds, and did not score against San Antonio on 8/22.
- Did not play at Chicago on 8/18 due to coach's decision.
- Played 6 minutes, shot 3-4 from the field, and scored 6 points at Washington on 8/16.
- Played 1 minute and did not score at New York on 8/13.
- Did not play at Minnesota on 8/11 due to coach's decision.
- Played 5 minutes, shot 1-2 from the field, had 1 rebound, and scored 2 points at Dallas on 8/6.

GAME BY GAME STATS

| Date | Opponent | MIN | FG-A | PCI | 3PM-A | PCI | FTM-A | PCI | OFF | DEF | TOI | AST | STL | BLK | TO | PF | PTS |
|------|----------|-----|------|------|-------|-----|-------|------|-----|-----|-----|-----|-----|-----|----|----|-----|
| 5/13 | SEA | 32 | 4-9 | 44.4 | 0-0 | 0.0 | 0-0 | 0.0 | 4 | 4 | 8 | 0 | 0 | 0 | 2 | 2 | 8 |
| 5/19 | WAS | 15 | 0-1 | 0.0 | 0-0 | 0.0 | 0-0 | 0.0 | 0 | 3 | 3 | 2 | 0 | 1 | 2 | 1 | 0 |
| 5/24 | @IND | 2 | 0-0 | 0.0 | 0-0 | 0.0 | 0-0 | 0.0 | 0 | 0 | 0 | 0 | 0 | 0 | 0 | 1 | 0 |
| 5/27 | @ATL | DNP | | | | | | | | | | | | | | | |
| 5/30 | @NYL | DNP | | | | | | | | | | | | | | | |
| 6/6 | CHI | 1 | 0-0 | 0.0 | 0-0 | 0.0 | 4-6 | 66.7 | 0 | 1 | 1 | 0 | 0 | 0 | 0 | 0 | 4 |
| 6/9 | @ DAL | 0 | 0-0 | 0.0 | 0-0 | 0.0 | 0-0 | 0.0 | 0 | 0 | 0 | 0 | 0 | 0 | 0 | 0 | 0 |
| 6/10 | @ PHO | DNP | | | | | | | | | | | | | | | |
| 6/13 | DAL | DNP | | | | | | | | | | | | | | | |
| 6/15 | SAS | 2 | 1-1 | 100 | 0-0 | 0.0 | 0-0 | 0.0 | 0 | 0 | 0 | 0 | 0 | 0 | 0 | 0 | 2 |
| 6/18 | PHO | 13 | 1-4 | 25.0 | 0-1 | 0.0 | 0-0 | 0.0 | 0 | 1 | 1 | 0 | 1 | 1 | 0 | 0 | 2 |
| 6/24 | @IND | 7 | 0-0 | 0.0 | 0-0 | 0.0 | 0-0 | 0.0 | 0 | 1 | 1 | 0 | 0 | 0 | 0 | 2 | 0 |
| 6/27 | @ CON | 3 | 1-2 | 50.0 | 0-0 | 0.0 | 0-0 | 0.0 | 0 | 0 | 0 | 0 | 0 | 0 | 1 | 3 | 2 |
| 6/30 | @ATL | 3 | 0-0 | 0.0 | 0-0 | 0.0 | 0-0 | 0.0 | 0 | 1 | 1 | 0 | 0 | 0 | 0 | 1 | 0 |
| 7/2 | WAS | DNP | | | | | | | | | | | | | | | |
| 7/6 | @MIN | 2 | 0-0 | 0.0 | 0-0 | 0.0 | 0-0 | 0.0 | 0 | 0 | 0 | 0 | 0 | 0 | 0 | 0 | 0 |
| 7/8 | @SEA | 1 | 0-0 | 0.0 | 0-0 | 0.0 | 0-0 | 0.0 | 0 | 0 | 0 | 0 | 0 | 0 | 1 | 0 | 0 |
| 7/13 | CON | 0 | 0-0 | 0.0 | 0-0 | 0.0 | 0-0 | 0.0 | 0 | 0 | 0 | 0 | 0 | 0 | 0 | 0 | 0 |
| 7/17 | IND | 2 | 0-0 | 0.0 | 0-0 | 0.0 | 0-0 | 0.0 | 0 | 0 | 0 | 0 | 0 | 0 | 0 | 0 | 0 |
| 7/20 | CHI | DNP | | | | | | | | | | | | | | | |
| 7/25 | SEA | 4 | 0-0 | 0.0 | 0-0 | 0.0 | 0-0 | 0.0 | 0 | 1 | 1 | 0 | 0 | 0 | 1 | 1 | 0 |
| 7/28 | @SAS | 5 | 1-1 | 100 | 0-0 | 0.0 | 0-0 | 0.0 | 0 | 0 | 0 | 0 | 0 | 0 | 0 | 0 | 2 |
| 7/30 | DAL | 12 | 0-1 | 0.0 | 0-0 | 0.0 | 0-0 | 0.0 | 1 | 3 | 4 | 1 | 0 | 0 | 0 | 1 | 0 |
| 8/4 | NYL | 5 | 0-0 | 0.0 | 0-0 | 0.0 | 0-0 | 0.0 | 0 | 1 | 1 | 0 | 0 | 0 | 0 | 1 | 0 |
| 8/6 | @DAL | 5 | 1-2 | 50.0 | 0-0 | 0.0 | 0-0 | 0.0 | 0 | 0 | 0 | 0 | 0 | 1 | 0 | 0 | 2 |
| 8/11 | @MIN | DNP | | | | | | | | | | | | | | | |
| 8/13 | @NYL | 1 | 0-0 | 0.0 | 0-0 | 0.0 | 0-0 | 0.0 | 0 | 0 | 0 | 0 | 0 | 0 | 0 | 1 | 0 |
| 8/16 | @WAS | 6 | 3-4 | 75.0 | 0-0 | 0.0 | 0-0 | 0.0 | 0 | 0 | 0 | 0 | 0 | 0 | 0 | 3 | 6 |
| 8/18 | @CHI | DNP | | | | | | | | | | | | | | | |
| 8/22 | SAS | 5 | 0-0 | 0.0 | 0-0 | 0.0 | 0-0 | 0.0 | 0 | 2 | 2 | 0 | 0 | 0 | 0 | 1 | 0 |
| 8/24 | @PHO | 4 | 0-0 | 0.0 | 0-0 | 0.0 | 0-0 | 0.0 | 0 | 1 | 1 | 0 | 0 | 0 | 0 | 0 | 0 |
| 8/27 | MIN | 3 | 0-0 | 0.0 | 0-0 | 0.0 | 0-0 | 0.0 | 1 | 0 | 1 | 0 | 0 | 0 | 1 | 1 | 0 |
| 9/1 | ATL | 13 | 0-1 | 0.0 | 0-0 | 0.0 | 1-2 | 50.0 | 1 | 4 | 5 | 0 | 1 | 0 | 2 | 3 | 1 |
| 9/3 | CON | 3 | 0-0 | 0.0 | 0-0 | 0.0 | 0-0 | 0.0 | 1 | 0 | 1 | 0 | 0 | 0 | 1 | 0 | 0 |

2017 Regular Season Averages:

| G-GS | PPG | RPG | APG | SPG | BPG | MPG | FG% | 3FG% | FT% |
|------|-----|-----|-----|-----|-----|------|------|------|------|
| 32-0 | 7.3 | 3.0 | 0.9 | 0.3 | 0.2 | 17.3 | 48.8 | 31.3 | 84.6 |

| | 2017 Season Highs | Career Highs |
|------|-------------------------|-------------------|
| PTS | 18 @ SAS 7/28 | 25, 2 Times |
| REB | 7, 2 times | 13, 4 Times |
| AST | 3, 6 times | 5, vs CHI 6/6/14 |
| STL | 1, 9 Times | 3, vs CHI 6/6/14 |
| BLK | 2 @ IND 6/24 | 5, @ SAN 8/23/15 |
| FGM | 8 @ SAS 7/28 | 11, 2 Times |
| 3FGM | 2 @ SAS 7/28 | 2 @ SAS 7/28 |
| FTM | 3 @ PHO 6/10, @ SEA 7/8 | 8, vs SAN 8/30/15 |
| MINs | 28 vs SEA 7/25 | 43, @ CON 6/26/15 |

2017 NOTABLES
-Played 20 minutes, shooting 5-11 from the field, 1-1 from the free throw line, had 2 rebounds, and led the bench scoring 11 points against Connecticut on 9/3.
-Played 18 minutes, shooting 5-7 from the field, 1-1 from 3-point range, 1-1 from the free throw line, had 1 rebound, 1 steal, and led the Sparks bench scoring 12 points.
-Played 17 minutes, shooting 3-5 from the field, perfect 2-2 from the free throw line, had 4 rebounds, and scored 8 points against Minnesota on 8/27.
-Played 16 minutes, shooting 2-6 from the field, had 3 rebounds, 1 assist, and score 4 points against Phoenix on 8/24.
-Came off the bench and played 19 minutes, shooting 6-10 from the field, perfect 2-2 from the free-throw line, had 1 rebound, and led both benches in scoring with 14 points against San Antonio on 8/22.
-Came off the bench and played 13 minutes, shooting 5-6 from the field, had 1 rebound, 1 assist, 1 steal, and led the Sparks bench scoring 10 points at Chicago on 8/18.

GAME BY GAME STATS

| Date | Opponent | MIN | FG-A | PCI | 3PM-A | PCI | FTM-A | PCI | OFF | DEF | TOI | AST | STL | BLK | TO | PF | PTS |
|------|----------|-----|------|------|-------|------|-------|------|-----|-----|-----|-----|-----|-----|----|----|-----|
| 5/13 | SEA | DNP | | | | | | | | | | | | | | | |
| 5/19 | WAS | DNP | | | | | | | | | | | | | | | |
| 5/24 | @IND | 17 | 2-6 | 33.3 | 0-0 | 0.00 | 0-0 | 0.00 | 0 | 1 | 1 | 2 | 1 | 1 | 0 | 1 | 4 |
| 5/27 | @ATL | 21 | 4-7 | 57.1 | 0-0 | 0.00 | 2-2 | 100 | 3 | 2 | 5 | 2 | 0 | 0 | 2 | 2 | 10 |
| 5/30 | @NYL | 13 | 3-7 | 42.9 | 0-0 | 0.00 | 0-0 | 0.00 | 0 | 2 | 2 | 1 | 1 | 0 | 2 | 1 | 6 |
| 6/6 | CHI | 15 | 1-6 | 16.7 | 0-0 | 0.00 | 2-2 | 100 | 2 | 1 | 3 | 1 | 1 | 0 | 0 | 2 | 4 |
| 6/9 | @DAL | 8 | 1-4 | 25.0 | 0-0 | 0.00 | 0-0 | 0.00 | 0 | 0 | 0 | 0 | 0 | 0 | 1 | 1 | 2 |
| 6/10 | @PHO | 17 | 3-6 | 50.0 | 0-0 | 0.00 | 3-4 | 75.0 | 0 | 4 | 4 | 3 | 1 | 0 | 2 | 1 | 9 |
| 6/13 | DAL | 20 | 5-8 | 62.5 | 0-1 | 0.00 | 0-0 | 0.00 | 0 | 1 | 1 | 3 | 0 | 0 | 1 | 1 | 10 |
| 6/15 | SAS | 17 | 3-5 | 60.0 | 0-0 | 0.00 | 2-3 | 66.7 | 1 | 3 | 4 | 1 | 0 | 1 | 1 | 1 | 8 |
| 6/18 | PHO | 16 | 3-6 | 50.0 | 0-0 | 0.00 | 1-2 | 50.0 | 0 | 1 | 1 | 1 | 0 | 0 | 1 | 3 | 7 |
| 6/24 | @IND | 13 | 2-4 | 50.0 | 0-1 | 0.00 | 0-0 | 0.0 | 2 | 1 | 3 | 1 | 0 | 2 | 1 | 1 | 4 |
| 6/27 | @CON | 21 | 4-9 | 44.4 | 0-0 | 0.00 | 0-0 | 0.00 | 2 | 3 | 5 | 0 | 0 | 0 | 1 | 3 | 8 |
| 6/30 | @ATL | 15 | 2-4 | 50.0 | 0-0 | 0.00 | 0-0 | 0.00 | 0 | 2 | 2 | 0 | 0 | 0 | 2 | 1 | 4 |
| 7/2 | WAS | 17 | 2-4 | 50.0 | 0-0 | 0.00 | 0-0 | 0.00 | 1 | 3 | 4 | 0 | 0 | 0 | 3 | 1 | 4 |
| 7/6 | @MIN | 16 | 3-4 | 75.0 | 0-0 | 0.00 | 0-0 | 0.00 | 0 | 3 | 3 | 0 | 0 | 0 | 3 | 2 | 6 |
| 7/8 | @SEA | 21 | 3-11 | 27.3 | 1-1 | 100 | 3-3 | 100 | 2 | 2 | 4 | 0 | 0 | 0 | 0 | 0 | 10 |
| 7/13 | CON | 14 | 2-5 | 40.0 | 0-1 | 0.0 | 0-0 | 0.0 | 2 | 1 | 3 | 0 | 0 | 0 | 0 | 0 | 4 |
| 7/17 | IND | 19 | 2-4 | 50.0 | 0-0 | 0.0 | 1-2 | 50.0 | 0 | 1 | 1 | 3 | 1 | 0 | 1 | 1 | 5 |
| 7/20 | CHI | 12 | 3-5 | 60.0 | 1-1 | 100 | 0-0 | 0.0 | 1 | 6 | 7 | 0 | 0 | 0 | 2 | 1 | 7 |
| 7/25 | SEA | 28 | 7-13 | 53.8 | 0-1 | 0.0 | 0-0 | 0.0 | 4 | 2 | 6 | 3 | 1 | 0 | 2 | 1 | 14 |
| 7/28 | @SAS | 25 | 8-13 | 61.5 | 2-3 | 66.7 | 0-0 | 0.0 | 1 | 2 | 3 | 0 | 1 | 0 | 0 | 0 | 18 |
| 7/30 | DAL | 21 | 4-8 | 50.0 | 0-3 | 0.0 | 0-0 | 0.0 | 1 | 3 | 4 | 3 | 0 | 1 | 3 | 1 | 8 |
| 8/4 | NYL | 17 | 2-4 | 50.0 | 0-0 | 0.0 | 0-0 | 0.0 | 2 | 2 | 4 | 0 | 0 | 0 | 2 | 3 | 4 |
| 8/6 | @DAL | 15 | 1-5 | 20.0 | 0-0 | 0.0 | 0-0 | 0.0 | 1 | 0 | 1 | 0 | 0 | 0 | 1 | 2 | 2 |
| 8/11 | @MIN | 15 | 1-5 | 20.0 | 0-0 | 0.0 | 2-2 | 0.0 | 0 | 2 | 2 | 0 | 0 | 0 | 0 | 1 | 4 |
| 8/13 | @NYL | 17 | 3-8 | 37.5 | 0-0 | 0.0 | 0-0 | 0.0 | 3 | 2 | 5 | 0 | 0 | 0 | 1 | 0 | 6 |
| 8/16 | @WAS | 20 | 4-7 | 57.1 | 0-0 | 0.0 | 0-0 | 0.0 | 3 | 4 | 7 | 3 | 0 | 0 | 1 | 1 | 8 |
| 8/18 | @CHI | 13 | 5-6 | 83.3 | 0-0 | 0.0 | 0-0 | 0.0 | 0 | 1 | 1 | 1 | 1 | 0 | 1 | 0 | 10 |
| 8/22 | SAS | 19 | 6-10 | 60.0 | 0-1 | 0.0 | 2-2 | 100 | 0 | 1 | 1 | 0 | 0 | 0 | 1 | 0 | 14 |
| 8/24 | @PHO | 16 | 2-6 | 33.3 | 0-1 | 0.0 | 0-0 | 0.0 | 1 | 2 | 3 | 1 | 0 | 0 | 2 | 1 | 4 |
| 8/27 | MIN | 17 | 3-5 | 60.0 | 0-1 | 0.0 | 2-2 | 100 | 0 | 4 | 4 | 0 | 0 | 0 | 1 | 1 | 8 |
| 9/1 | ATL | 18 | 5-7 | 71.4 | 1-1 | 100 | 1-1 | 100 | 1 | 0 | 1 | 0 | 1 | 0 | 1 | 4 | 12 |
| 9/3 | CON | 20 | 5-11 | 45.5 | 0-0 | 0.0 | 1-1 | 100 | 0 | 2 | 2 | 0 | 0 | 0 | 1 | 2 | 11 |

| | | | | | | |
|-----|----------------|---------|-----|--------|----------|--------|
| #30 | NNEKA OGWUMIKE | FORWARD | 6-2 | 7/2/90 | STANFORD | EXP: 5 |
|-----|----------------|---------|-----|--------|----------|--------|

2017 Regular Season Averages:

| G-GS | PPG | RPG | APG | SPG | BPG | MPG | FG% | 3FG% | FT% |
|-------|------|-----|-----|-----|-----|------|------|------|------|
| 34-34 | 18.8 | 7.7 | 2.1 | 1.9 | 0.5 | 30.9 | 56.1 | 34.0 | 87.0 |

| | 2017 Season Highs | Career Highs |
|------|-------------------|--------------------|
| PTS | 32 @ CHI 8/18 | 38 vs. ATL 6/30/16 |
| REB | 14, 2 times | 20, @ IND 7/12/12 |
| AST | 6 vs IND 7/17 | 8, Twice |
| STL | 5 vs CON 9/3 | 6 vs. CHI 6/1/14 |
| BLK | 3 vs ATL 9/1 | 5 vs. ATL 6/30/16 |
| FGM | 13 @ CHI 8/18 | 13, twice |
| 3FGM | 3 vs SEA 5/13 | 3 vs SEA 5/13/17 |
| FTM | 10 @ IND 5/24 | 14 vs. WAS, 9/3/15 |
| MINs | 47 @ CHI 8/18 | 47 @ CHI 8/18/17 |

2017 NOTABLES

-Tied for second in the league in steals averaging 1.9 spg, and tied for fourth in field goal % with 56.1%.
 -Has scored in double figures in 32 of 34 this season and has scored 20+ points in 19 of those contests.
 -Name to AP's First Team All-WNBA.
 -Named 2017 All-Star Reserve.
 -Named 2017 WNBA All-Defensive First Team.
 -Played 30 minutes, shooting 10-15 from the field, 1-1 from the free throw line, had 5 rebounds, 3 assists, **season high** 5 steals, and scored game high 21 points against Connecticut on 9/3.
 -Played a season low 19 minutes, shooting 6-8 from the field, 1-1 from the free throw line, tied the game high 6 rebounds, had 1 assist, 1 steal, **season/game high 3 blocks**, and scored 13 points against Atlanta on 9/1.
 -Played 24 minutes, shooting 4-9 from the field, had 6 rebounds, 4 assists, 1 steal, and scored 8 points against Minnesota on 8/27.

GAME BY GAME STATS

| Date | Opponent | MIN | FG-A | PCI | 3PM-A | PCI | FTM-A | PCT | OFF | DEF | TOI | AST | STL | BLK | TO | PF | PTS |
|------|----------|-----|-------|------|-------|------|-------|------|-----|-----|-----|-----|-----|-----|----|----|-----|
| 5/13 | SEA | 38 | 10-20 | 50.0 | 3-6 | 50.0 | 0-0 | 0.0 | 0 | 3 | 3 | 3 | 3 | 0 | 3 | 4 | 23 |
| 5/19 | WAS | 34 | 6-8 | 75.0 | 2-3 | 66.7 | 9-9 | 100 | 0 | 3 | 3 | 3 | 0 | 0 | 1 | 2 | 23 |
| 5/24 | @IND | 26 | 7-10 | 70.0 | 0-1 | 0.0 | 10-11 | 90.9 | 2 | 3 | 5 | 2 | 0 | 0 | 1 | 5 | 24 |
| 5/27 | @ATL | 28 | 5-11 | 45.5 | 0-0 | 0.0 | 5-6 | 83.3 | 4 | 3 | 7 | 1 | 0 | 1 | 2 | 5 | 15 |
| 5/30 | @NYL | 33 | 9-13 | 69.2 | 0-1 | 0.0 | 4-6 | 66.7 | 4 | 3 | 7 | 1 | 4 | 0 | 1 | 5 | 22 |
| 6/6 | CHI | 35 | 5-17 | 29.4 | 1-3 | 33.3 | 9-11 | 81.8 | 1 | 10 | 11 | 3 | 4 | 1 | 0 | 1 | 20 |
| 6/9 | @ DAL | 33 | 11-20 | 55.0 | 0-1 | 0.0 | 6-6 | 100 | 5 | 8 | 13 | 0 | 3 | 2 | 3 | 4 | 28 |
| 6/10 | @ PHO | 32 | 5-8 | 62.5 | 1-2 | 50.0 | 2-2 | 100 | 1 | 4 | 5 | 4 | 4 | 1 | 1 | 2 | 13 |
| 6/13 | DAL | 32 | 7-8 | 87.5 | 0-0 | 0.0 | 7-7 | 100 | 1 | 3 | 4 | 1 | 0 | 0 | 0 | 1 | 21 |
| 6/15 | SAS | 30 | 5-12 | 41.7 | 0-1 | 0.0 | 6-7 | 85.7 | 2 | 7 | 9 | 2 | 0 | 1 | 0 | 2 | 16 |
| 6/18 | PHO | 21 | 8-9 | 88.9 | 0-0 | 0.0 | 2-2 | 100 | 2 | 5 | 7 | 2 | 0 | 0 | 1 | 2 | 18 |
| 6/24 | @ IND | 30 | 8-10 | 80.0 | 0-0 | 0.0 | 5-5 | 100 | 1 | 5 | 6 | 2 | 2 | 1 | 1 | 3 | 21 |
| 6/27 | @ CON | 32 | 9-13 | 69.2 | 1-2 | 50.0 | 2-3 | 66.7 | 3 | 6 | 9 | 2 | 2 | 1 | 0 | 1 | 21 |
| 6/30 | @ ATL | 32 | 3-9 | 33.3 | 0-0 | 0.0 | 5-6 | 83.3 | 1 | 6 | 7 | 1 | 2 | 0 | 6 | 2 | 11 |
| 7/2 | WAS | 31 | 5-8 | 62.5 | 1-1 | 100 | 4-5 | 80.0 | 1 | 4 | 5 | 3 | 3 | 1 | 2 | 4 | 15 |
| 7/6 | @MIN | 30 | 10-16 | 62.5 | 0-2 | 0.0 | 7-8 | 87.5 | 6 | 8 | 14 | 1 | 3 | 0 | 3 | 5 | 27 |
| 7/8 | @SEA | 35 | 7-11 | 63.6 | 1-2 | 50.0 | 6-7 | 85.7 | 3 | 6 | 9 | 0 | 3 | 2 | 3 | 3 | 21 |
| 7/13 | CON | 34 | 10-14 | 71.4 | 2-3 | 66.7 | 7-7 | 100 | 1 | 10 | 11 | 2 | 1 | 1 | 0 | 4 | 29 |
| 7/17 | IND | 32 | 7-13 | 53.8 | 0-1 | 0.0 | 0-0 | 0.0 | 2 | 10 | 12 | 6 | 3 | 0 | 0 | 0 | 14 |
| 7/20 | CHI | 34 | 9-20 | 45.0 | 2-3 | 66.7 | 4-4 | 100 | 3 | 7 | 10 | 0 | 0 | 0 | 1 | 4 | 24 |
| 7/25 | SEA | 32 | 5-11 | 45.5 | 0-2 | 0.0 | 3-6 | 50.0 | 1 | 9 | 10 | 2 | 2 | 1 | 2 | 2 | 13 |
| 7/28 | @SAS | 27 | 5-14 | 35.7 | 0-2 | 0.0 | 1-2 | 50.0 | 1 | 5 | 6 | 2 | 1 | 0 | 0 | 2 | 11 |
| 7/30 | DAL | 25 | 10-13 | 76.9 | 0-0 | 0.0 | 2-2 | 100 | 0 | 7 | 7 | 2 | 1 | 0 | 2 | 2 | 22 |
| 8/4 | NYL | 30 | 6-12 | 50.0 | 1-2 | 50.0 | 4-4 | 100 | 2 | 4 | 6 | 2 | 1 | 0 | 0 | 1 | 17 |
| 8/6 | @ DAL | 36 | 7-15 | 46.7 | 1-3 | 33.3 | 6-6 | 100 | 0 | 7 | 7 | 1 | 2 | 1 | 1 | 4 | 21 |
| 8/11 | @ MIN | 37 | 1-8 | 12.5 | 0-1 | 0.0 | 1-1 | 100 | 2 | 6 | 8 | 4 | 1 | 0 | 4 | 3 | 3 |
| 8/13 | @NYL | 32 | 5-13 | 38.5 | 0-2 | 0.0 | 2-2 | 100 | 0 | 6 | 6 | 3 | 0 | 0 | 2 | 4 | 12 |
| 8/16 | @WAS | 22 | 8-10 | 80.0 | 0-0 | 0.0 | 2-2 | 100 | 1 | 3 | 4 | 0 | 2 | 0 | 3 | 3 | 18 |
| 8/18 | @ CHI | 47 | 13-24 | 54.2 | 2-3 | 66.7 | 4-5 | 80.0 | 5 | 5 | 10 | 4 | 3 | 0 | 2 | 3 | 32 |
| 8/22 | SAS | 30 | 9-15 | 60.0 | 0-2 | 0.0 | 4-6 | 66.7 | 1 | 13 | 14 | 4 | 3 | 0 | 2 | 3 | 22 |
| 8/24 | @PHO | 29 | 9-17 | 52.9 | 0-0 | 0.0 | 3-3 | 100 | 2 | 8 | 10 | 1 | 3 | 1 | 1 | 4 | 21 |
| 8/27 | MIN | 24 | 4-9 | 44.4 | 0-3 | 0.0 | 0-1 | 0.0 | 1 | 5 | 6 | 4 | 1 | 0 | 1 | 5 | 8 |
| 9/1 | ATL | 19 | 6-8 | 75.0 | 0-0 | 0.0 | 1-1 | 100 | 0 | 6 | 6 | 1 | 1 | 3 | 1 | 2 | 13 |
| 9/3 | CON | 30 | 10-15 | 66.7 | 0-1 | 0.0 | 1-1 | 100 | 1 | 4 | 5 | 3 | 5 | 0 | 2 | 2 | 21 |

#3 CANDACE PARKER FORWARD/CENTER 6-4 4/19/86 TENNESSEE EXP: 9

2017 Regular Season Averages:

| G-GS | PPG | RPG | APG | SPG | BPG | MPG | FG% | 3FG% | FT% |
|-------|------|-----|-----|-----|-----|------|------|------|------|
| 33-33 | 16.9 | 8.4 | 4.3 | 1.5 | 1.7 | 30.5 | 47.8 | 35.4 | 75.6 |

| | 2017 Season Highs | Career Highs |
|------|-------------------|--------------------|
| PTS | 29 @ CHI 8/18 | 40, vs HOU 7/9/08 |
| REB | 17 @ SAS 7/28 | 20, @ SAN 6/1/13 |
| AST | 11 @ SAS 7/28 | 11 @ SAS 7/28/17 |
| STL | 4, 3 times | 8, vs IND 8/18/15 |
| BLK | 5 @ CON 6/27 | 9, vs TUL 6/20/12 |
| FGM | 11, 2 times | 15 vs HOU 7/9/2008 |
| 3FGM | 3, 5 times | 5, vs TUL 9/6/15 |
| FTM | 7, 2 times | 14 vs CHI 10/5/16 |
| MINS | 40 @ CHI 8/18 | 48, Twice |

2017 NOTABLES

- Fifth in the league in blocks, averaging 1.7 bpg.
- Has scored in double figures in 31 of 33 games this season.
- Named WNBA Player of the Week for 6/18, 7/2, 7/30, 8/28, WNBA Player of the Month for August, and named 2017 All-Star Starter for Western Conference.
- Awarded 2017 ESPY for Best WNBA Player.
- Named to AP's First Team All-WNBA.
- Recorded the league's sixth triple-double at San Antonio on 7/28.
- Played 31 minutes, shooting 5-13 from the field, 2-2 from the free throw line, had game high 14 rebounds, 4 assists, 2 steals, 2 blocks, and scored 12 points against Connecticut on 9/3.
- Played 22 minutes, shooting 6-11 from the field, 3-5 from the free throw line, had 4 rebounds, earned her **1,000th career assist** and had 5 assists for the game, 1 steal, and led the Sparks scoring 15 points against Atlanta on 9/1.
- Played 36 minutes, shooting 9-17 from the field, 3-6 from 3-point range, 3-5 from the free throw line, had team high 10 rebounds, 3 assists, 2 steals, and scored the game high 24 points against Minnesota on 8/27.

GAME BY GAME STATS

| Date | Opponent | MIN | FG-A | PCT | 3PM-A | PCI | FTM-A | PCI | OFF | DEF | TOI | AST | STL | BLK | TO | PF | PTS |
|------|----------|-----|-------|------|-------|------|-------|------|-----|-----|-----|-----|-----|-----|----|----|-----|
| 5/13 | SEA | DNP | | | | | | | | | | | | | | | |
| 5/19 | WAS | 30 | 7-10 | 70.0 | 2-4 | 50.0 | 2-2 | 100 | 1 | 7 | 8 | 5 | 1 | 1 | 2 | 2 | 18 |
| 5/24 | @IND | 34 | 8-18 | 44.4 | 2-5 | 40.0 | 1-4 | 25.0 | 1 | 11 | 12 | 6 | 2 | 2 | 0 | 2 | 19 |
| 5/27 | @ATL | 30 | 3-11 | 27.3 | 0-2 | 0.00 | 0-0 | 0.0 | 2 | 4 | 6 | 6 | 0 | 3 | 5 | 1 | 6 |
| 5/30 | @NYL | 34 | 6-14 | 42.9 | 1-5 | 20.0 | 7-8 | 87.5 | 2 | 9 | 11 | 4 | 2 | 2 | 1 | 5 | 20 |
| 6/6 | CHI | 30 | 4-10 | 40.0 | 1-3 | 33.3 | 3-4 | 75.0 | 1 | 4 | 5 | 2 | 2 | 2 | 4 | 2 | 12 |
| 6/9 | @DAL | 38 | 11-20 | 55.5 | 2-5 | 40.0 | 1-1 | 100 | 1 | 5 | 6 | 4 | 1 | 2 | 1 | 2 | 25 |
| 6/10 | @PHO | 30 | 5-14 | 35.7 | 2-4 | 40.0 | 2-4 | 50.0 | 1 | 4 | 5 | 3 | 0 | 0 | 4 | 2 | 14 |
| 6/13 | DAL | 28 | 7-12 | 58.3 | 3-4 | 75.0 | 0-0 | 0.0 | 0 | 7 | 7 | 5 | 1 | 1 | 3 | 3 | 17 |
| 6/15 | SAS | 34 | 7-15 | 46.7 | 0-3 | 0.0 | 6-7 | 85.7 | 1 | 3 | 4 | 4 | 1 | 2 | 4 | 0 | 20 |
| 6/18 | PHO | 22 | 4-10 | 40.0 | 2-5 | 40.0 | 7-7 | 100 | 0 | 8 | 8 | 6 | 0 | 3 | 1 | 1 | 17 |
| 6/24 | @IND | 31 | 7-13 | 53.8 | 2-4 | 50.0 | 2-4 | 50.0 | 0 | 13 | 13 | 7 | 3 | 2 | 5 | 3 | 18 |
| 6/27 | @CON | 29 | 4-8 | 50.0 | 1-3 | 33.3 | 5-8 | 62.5 | 1 | 6 | 7 | 3 | 1 | 5 | 1 | 4 | 14 |
| 6/30 | @ATL | 30 | 9-15 | 60.0 | 2-3 | 66.7 | 1-4 | 25.0 | 3 | 10 | 13 | 5 | 2 | 1 | 5 | 1 | 21 |
| 7/2 | WAS | 35 | 7-18 | 38.9 | 1-2 | 50.0 | 2-2 | 100 | 7 | 4 | 11 | 4 | 1 | 1 | 0 | 1 | 17 |
| 7/6 | @MIN | 32 | 1-6 | 16.7 | 0-2 | 0.00 | 0-0 | 0.0 | 0 | 3 | 3 | 3 | 0 | 2 | 4 | 1 | 2 |
| 7/8 | @SEA | 23 | 4-11 | 36.4 | 2-5 | 40.0 | 0-0 | 0.0 | 2 | 6 | 8 | 1 | 1 | 2 | 1 | 2 | 10 |
| 7/13 | CON | 32 | 8-15 | 53.3 | 1-5 | 20.0 | 3-3 | 100 | 1 | 8 | 9 | 6 | 1 | 2 | 7 | 4 | 20 |
| 7/17 | IND | 26 | 6-12 | 50.0 | 0-1 | 0.0 | 2-2 | 100 | 1 | 8 | 9 | 3 | 3 | 4 | 4 | 1 | 14 |
| 7/20 | CHI | 35 | 7-14 | 50.0 | 0-3 | 0.0 | 5-7 | 71.4 | 0 | 6 | 6 | 5 | 4 | 1 | 4 | 0 | 19 |
| 7/25 | SEA | 31 | 6-15 | 40.0 | 1-3 | 33.3 | 4-5 | 80.0 | 4 | 6 | 10 | 2 | 4 | 1 | 1 | 5 | 17 |
| 7/28 | @SAS | 34 | 4-10 | 40.0 | 0-0 | 0.0 | 3-4 | 56.0 | 0 | 17 | 17 | 11 | 0 | 4 | 3 | 1 | 11 |
| 7/30 | DAL | 26 | 10-12 | 83.3 | 1-2 | 50.0 | 2-2 | 100 | 3 | 7 | 10 | 5 | 1 | 0 | 3 | 2 | 23 |
| 8/4 | NYL | 27 | 8-13 | 61.5 | 3-6 | 50.0 | 5-9 | 55.6 | 0 | 4 | 4 | 6 | 1 | 1 | 2 | 4 | 24 |
| 8/6 | @DAL | 33 | 7-15 | 46.7 | 1-5 | 20.0 | 6-6 | 100 | 1 | 8 | 9 | 2 | 4 | 1 | 5 | 4 | 21 |
| 8/11 | @MIN | 32 | 5-12 | 41.7 | 3-6 | 50.0 | 6-7 | 85.7 | 1 | 9 | 10 | 3 | 1 | 2 | 3 | 5 | 19 |
| 8/13 | @NYL | 30 | 4-12 | 33.3 | 2-7 | 28.6 | 4-4 | 100 | 1 | 6 | 7 | 2 | 3 | 2 | 1 | 1 | 14 |
| 8/16 | @WAS | 27 | 9-13 | 69.2 | 1-2 | 50.0 | 2-3 | 66.7 | 1 | 6 | 7 | 2 | 0 | 2 | 3 | 2 | 21 |
| 8/18 | @CHI | 40 | 11-22 | 50.0 | 3-7 | 42.9 | 4-4 | 100 | 1 | 11 | 12 | 6 | 2 | 2 | 2 | 3 | 29 |
| 8/22 | SAS | 24 | 4-12 | 33.3 | 1-6 | 16.7 | 3-4 | 75.0 | 0 | 5 | 5 | 6 | 1 | 0 | 1 | 2 | 12 |
| 8/24 | @PHO | 30 | 5-11 | 45.5 | 2-2 | 100 | 0-0 | 0.0 | 0 | 7 | 7 | 2 | 0 | 0 | 2 | 4 | 12 |
| 8/27 | MIN | 36 | 9-17 | 52.9 | 3-6 | 50.0 | 3-5 | 60.0 | 3 | 7 | 10 | 3 | 2 | 0 | 2 | 2 | 24 |
| 9/1 | ATL | 22 | 6-11 | 54.5 | 0-3 | 0.0 | 3-5 | 60.0 | 0 | 4 | 4 | 5 | 1 | 0 | 2 | 1 | 15 |
| 9/3 | CON | 31 | 5-13 | 38.5 | 0-2 | 0.0 | 2-2 | 100 | 0 | 14 | 14 | 4 | 2 | 2 | 3 | 3 | 12 |

| | | | | | | |
|----|--------------|-------|-----|---------|--------|--------|
| #1 | ODYSSEY SIMS | GUARD | 5-8 | 7/13/92 | BAYLOR | EXP: 3 |
|----|--------------|-------|-----|---------|--------|--------|

2017 Regular Season Averages:

| G-GS | PPG | RPG | APG | SPG | BPG | MPG | FG% | 3FG% | FT% |
|-------|-----|-----|-----|-----|-----|------|------|------|------|
| 31-14 | 9.6 | 1.9 | 3.5 | 1.5 | 0.2 | 24.3 | 44.7 | 19.0 | 88.6 |

| | 2017 Season Highs | Career Highs |
|------|-------------------|------------------------------|
| PTS | 28 @ PHO 8/24 | 39 (San Antonio - 7/22/2014) |
| REB | 6 @ PHO 8/24 | 7 (4 Times) |
| AST | 10 @ CHI 8/18 | 10, (2 times) |
| STL | 4, 2 times | 5 (Los Angeles - 6/19/2014) |
| BLK | 1, 5 times | 2 (3 Times) |
| FGM | 12 @ PHO 8/24 | 15 (San Antonio - 7/22/2014) |
| 3FGM | 3 @ CHI 8/18 | 5 (2 Times) |
| FTM | 9 vs ATL 9/1 | 15 @ NYL 8/15/2015 |
| MINs | 40 @ CHI 8/18 | 47 (Phoenix - 6/18/2016) |

2017 NOTABLES

-Has scored in double figures in 11 of her last 13 games.
 -Played 31 minutes, shooting 8-13 from the field, had 4 rebounds, 4 assists, 1 steal, and scored 16 points against Connecticut on 9/3.
 -Played 27 minutes, shooting 2-8 from the field, shot a **season high perfect 9-9 from the free throw line**, had 3 rebounds, the game high 7 assists, 2 steals, and scored 13 points against Atlanta on 9/1.
 -Played 32 minutes, shooting 5-15 from the field, 2-2 from the free throw line, had 2 rebounds, 2 assists, 1 steal, and scored 12 points against Minnesota on 8/27.
 -Played the game high 35 minutes, shooting a **season high 12-19 from the field**, perfect 4-4 from the free throw line, had a game/ **season high 6 rebounds**, game high 8 assists, tied game high 3 steals with teammates Ogwumike, Beard, and Carson, and scored a **season high 28 points** against Phoenix on 8/24.
 -Played 34 minutes, shooting 3-5 from the field, perfect 2-2 from the free throw line, had 2 rebounds, 4 assists, tied a season high 4 steals, and scored 8 points against San Antonio on 8/22.

GAME BY GAME STATS

| Date | Opponent | MIN | FG-A | PCI | 3PM-A | PCI | FTM-A | PCI | OFF | DEF | TOI | AST | STL | BLK | TO | PF | PTS |
|------|----------|-----|-------|-------|--------|------|-------|------|-----|-----|-----|-----|-----|-----|----|----|-----|
| 5/13 | SEA | 31 | 9-15 | 60.0 | 1-4 | 25.0 | 1-2 | 50.0 | 0 | 4 | 4 | 6 | 2 | 0 | 2 | 3 | 20 |
| 5/19 | WAS | 20 | 1-3 | 33.33 | 0-1 | 0.00 | 3-4 | 75.0 | 0 | 2 | 2 | 3 | 3 | 0 | 2 | 0 | 5 |
| 5/24 | @IND | NWT | Left | Ankle | Injury | | | | | | | | | | | | |
| 5/27 | @ATL | NWT | Left | Ankle | Injury | | | | | | | | | | | | |
| 5/30 | @NYL | NWT | Left | Ankle | Injury | | | | | | | | | | | | |
| 6/6 | CHI | 22 | 1-3 | 33.3 | 0-0 | 0.00 | 5-6 | 83.3 | 1 | 1 | 2 | 1 | 1 | 0 | 1 | 3 | 7 |
| 6/9 | @DAL | 28 | 6-10 | 60.0 | 0-1 | 0.00 | 0-0 | 0.0 | 0 | 2 | 2 | 5 | 1 | 1 | 3 | 2 | 12 |
| 6/10 | @PHO | 14 | 1-2 | 50.0 | 0-1 | 0.00 | 0-1 | 0.0 | 1 | 1 | 2 | 1 | 0 | 1 | 1 | 2 | 2 |
| 6/13 | DAL | 22 | 2-6 | 33.3 | 0-1 | 0.00 | 1-3 | 33.3 | 1 | 3 | 4 | 3 | 3 | 1 | 1 | 3 | 5 |
| 6/15 | SAS | 14 | 2-3 | 66.7 | 1-2 | 50.0 | 0-0 | 0.0 | 0 | 0 | 0 | 1 | 1 | 0 | 1 | 0 | 5 |
| 6/18 | PHO | 25 | 1-7 | 14.3 | 0-2 | 0.00 | 2-2 | 100 | 1 | 3 | 4 | 5 | 2 | 0 | 3 | 0 | 4 |
| 6/24 | @IND | 23 | 3-9 | 33.3 | 1-3 | 33.3 | 2-2 | 100 | 0 | 0 | 0 | 4 | 2 | 0 | 1 | 3 | 9 |
| 6/27 | @CON | 9 | 0-2 | 0.0 | 0-0 | 0.00 | 0-0 | 0.0 | 0 | 0 | 0 | 2 | 1 | 0 | 1 | 1 | 0 |
| 6/30 | @ATL | 12 | 0-2 | 0.0 | 0-1 | 0.00 | 0-0 | 0.0 | 0 | 0 | 0 | 3 | 2 | 0 | 0 | 1 | 0 |
| 7/2 | WAS | 13 | 1-4 | 25.0 | 0-2 | 0.00 | 2-2 | 100 | 0 | 1 | 1 | 3 | 1 | 0 | 0 | 3 | 4 |
| 7/6 | @MIN | 9 | 3-5 | 60.0 | 0-0 | 0.00 | 1-1 | 100 | 0 | 0 | 0 | 2 | 1 | 0 | 0 | 1 | 7 |
| 7/8 | @SEA | 8 | 0-2 | 0.0 | 0-1 | 0.00 | 2-2 | 100 | 0 | 0 | 0 | 0 | 1 | 0 | 1 | 1 | 2 |
| 7/13 | CON | 12 | 0-1 | 0.0 | 0-0 | 0.00 | 0-0 | 0.0 | 0 | 1 | 1 | 0 | 0 | 0 | 0 | 0 | 0 |
| 7/17 | IND | 16 | 4-7 | 57.1 | 0-0 | 0.00 | 1-1 | 100 | 0 | 1 | 1 | 0 | 1 | 0 | 1 | 2 | 9 |
| 7/20 | CHI | 15 | 2-3 | 66.7 | 0-1 | 0.00 | 1-1 | 100 | 0 | 1 | 1 | 1 | 0 | 0 | 1 | 1 | 5 |
| 7/25 | SEA | 24 | 0-9 | 0.0 | 0-2 | 0.00 | 1-2 | 50.0 | 2 | 1 | 3 | 2 | 0 | 0 | 1 | 2 | 1 |
| 7/28 | @SAS | 30 | 9-12 | 75.0 | 1-2 | 50.0 | 3-3 | 100 | 1 | 0 | 1 | 4 | 2 | 0 | 0 | 2 | 22 |
| 7/30 | DAL | 29 | 2-6 | 33.3 | 0-1 | 0.0 | 0-0 | 0.0 | 1 | 2 | 3 | 8 | 2 | 0 | 1 | 4 | 4 |
| 8/4 | NYL | 35 | 7-16 | 43.8 | 1-3 | 33.3 | 5-5 | 100 | 0 | 2 | 2 | 2 | 0 | 0 | 0 | 3 | 20 |
| 8/6 | @DAL | 33 | 4-11 | 36.4 | 0-2 | 0.0 | 6-6 | 100 | 1 | 2 | 3 | 0 | 1 | 0 | 5 | 2 | 14 |
| 8/11 | @MIN | 36 | 6-17 | 35.3 | 1-6 | 16.7 | 1-1 | 100 | 1 | 1 | 2 | 5 | 0 | 1 | 2 | 2 | 14 |
| 8/13 | @NYL | 34 | 7-12 | 58.3 | 0-3 | 0.0 | 4-5 | 80.0 | 0 | 2 | 2 | 5 | 1 | 1 | 4 | 2 | 18 |
| 8/16 | @WAS | 37 | 6-9 | 66.7 | 2-2 | 100 | 4-4 | 100 | 0 | 2 | 2 | 7 | 4 | 0 | 2 | 2 | 18 |
| 8/18 | @CHI | 40 | 6-17 | 35.3 | 3-6 | 50.0 | 0-0 | 0.0 | 0 | 0 | 0 | 10 | 2 | 0 | 0 | 0 | 15 |
| 8/22 | SAS | 34 | 3-5 | 60.0 | 0-2 | 0.0 | 2-2 | 100 | 0 | 2 | 2 | 4 | 4 | 0 | 4 | 2 | 8 |
| 8/24 | @PHO | 35 | 12-19 | 63.2 | 0-2 | 0.0 | 4-4 | 100 | 2 | 4 | 6 | 8 | 3 | 0 | 1 | 3 | 28 |
| 8/27 | MIN | 32 | 5-15 | 33.3 | 0-4 | 0.0 | 2-2 | 100 | 0 | 2 | 2 | 2 | 1 | 0 | 1 | 4 | 12 |
| 9/1 | ATL | 27 | 2-8 | 25.0 | 0-1 | 0.0 | 9-9 | 100 | 0 | 3 | 3 | 7 | 2 | 0 | 2 | 2 | 13 |
| 9/3 | CON | 31 | 8-13 | 61.5 | 0-2 | 0.0 | 0-0 | 0.0 | 2 | 2 | 4 | 4 | 1 | 0 | 1 | 3 | 16 |

| | | | | | | |
|-----|--------------|-------|-----|---------|--------------|--------|
| #24 | SYDNEY WIESE | GUARD | 6-0 | 6/16/95 | OREGON STATE | EXP: R |
|-----|--------------|-------|-----|---------|--------------|--------|

2017 Regular Season Averages:

| G-GS | PPG | RPG | APG | SPG | BPG | MPG | FG% | 3FG% | FT% |
|------|-----|-----|-----|-----|-----|-----|------|------|------|
| 28-0 | 2.3 | 0.8 | 0.3 | 0.2 | 0.1 | 7.9 | 38.3 | 40.0 | 50.0 |

| | 2017 Season Highs | Career Highs |
|------|-------------------|-------------------|
| PTS | 22 vs WAS 5/19 | 22 vs WAS 5/19/17 |
| REB | 3, 3 times | 3, 3 times |
| AST | 2 , 2 times | 2, 2 times |
| STL | 1, 5 times | 1, 5 times |
| BLK | 1, 3 times | 1, 3 times |
| FGM | 8 vs WAS 5/19 | 8 vs WAS 5/19/17 |
| 3FGM | 6 vs WAS 5/19 | 6 vs WAS 5/19/17 |
| FTM | 3 vs NYL 8/4 | 3 vs NYL 8/4/17 |
| MINs | 27 vs WAS 5/19 | 27 vs WAS 5/19/17 |

2017 NOTABLES
 -Played 9 minutes, had 1 steal, and did not score against Connecticut on 9/3.
 -Played 18 minutes, shooting 4-6 from the field, 1-2 from 3-point range, had 1 rebound, **tied a season high 2 assists**, and scored 9 points against Atlanta on 9/1.
 -Did not play against Minnesota on 8/27 due to coach's decision.
 -Played 6 minutes and did not score against Phoenix on 8/24.
 -Played 6 minutes, had 1 rebound, and did not score against San Antonio on 8/22.
 -Did not play at Chicago on 8/18 due to coach's decision.
 -Played 10 minutes, tied her season/career high with 3 rebounds, had 1 steal, and did not score at Washington on 8/16.
 -Came off the bench and played 19 minutes, shooting 1-2 from the field, had 2 rebounds, set a new season/career high with 2 assists, 1 block, and scored 2 points at New York on 8/13.
 -Played 8 minutes, shooting 2-2 from the field, 1-1 from 3-point range, and scored 5 points to lead the Sparks bench in scoring at Minnesota on 8/11.

GAME BY GAME STATS

| Date | Opponent | MIN | FG-A | PCI | 3PM-A | PCI | FTM-A | PCI | OFF | DEF | TOI | AST | STL | BLK | TO | PF | PTS |
|------|----------|-----|------|------|-------|------|-------|------|-----|-----|-----|-----|-----|-----|----|----|-----|
| 5/13 | SEA | 13 | 2-3 | 66.6 | 2-3 | 66.6 | 0-0 | 0.0 | 0 | 0 | 0 | 1 | 1 | 0 | 0 | 0 | 6 |
| 5/19 | WAS | 27 | 8-13 | 61.5 | 6-10 | 60.0 | 0-0 | 0.0 | 1 | 2 | 3 | 1 | 0 | 1 | 1 | 3 | 22 |
| 5/24 | @IND | 10 | 0-1 | 0.00 | 0-1 | 0.00 | 0-0 | 0.0 | 0 | 0 | 0 | 0 | 0 | 0 | 0 | 1 | 0 |
| 5/27 | @ATL | 8 | 0-1 | 0.00 | 0-1 | 0.00 | 0-0 | 0.0 | 0 | 0 | 0 | 0 | 0 | 0 | 0 | 0 | 0 |
| 5/30 | @NYL | 4 | 2-3 | 66.7 | 1-2 | 50.0 | 0-0 | 0.0 | 0 | 0 | 0 | 0 | 0 | 0 | 0 | 0 | 5 |
| 6/6 | CHI | 0 | 0-0 | 0.00 | 0-0 | 0.00 | 0-0 | 0.0 | 0 | 0 | 0 | 0 | 0 | 0 | 0 | 0 | 0 |
| 6/9 | @DAL | 7 | 1-2 | 50.0 | 0-1 | 0.00 | 0-0 | 0.0 | 0 | 0 | 0 | 0 | 0 | 0 | 0 | 1 | 2 |
| 6/10 | @PHO | 4 | 1-4 | 25.0 | 1-2 | 50.0 | 0-0 | 0.0 | 0 | 1 | 1 | 0 | 0 | 0 | 0 | 1 | 3 |
| 6/13 | DAL | DNP | | | | | | | | | | | | | | | |
| 6/15 | SAS | 1 | 0-0 | 0.0 | 0-0 | 0.0 | 0-0 | 0.0 | 0 | 0 | 0 | 0 | 0 | 0 | 0 | 0 | 0 |
| 6/18 | PHO | 11 | 0-3 | 0.0 | 0-2 | 0.0 | 0-0 | 0.0 | 0 | 2 | 2 | 0 | 1 | 0 | 0 | 2 | 0 |
| 6/24 | @IND | DNP | | | | | | | | | | | | | | | |
| 6/27 | @CON | 6 | 1-1 | 100 | 1-1 | 100 | 1-2 | 50.0 | 0 | 0 | 0 | 0 | 0 | 0 | 0 | 0 | 4 |
| 6/30 | @ATL | DNP | | | | | | | | | | | | | | | |
| 7/2 | WAS | 3 | 0-0 | 0.0 | 0-0 | 0.0 | 0-0 | 0.0 | 0 | 0 | 0 | 0 | 0 | 0 | 0 | 0 | 0 |
| 7/6 | @MIN | 3 | 0-0 | 0.0 | 0-0 | 0.0 | 0-0 | 0.0 | 0 | 1 | 1 | 0 | 0 | 0 | 0 | 0 | 0 |
| 7/8 | @SEA | 5 | 0-2 | 0.0 | 0-2 | 0.0 | 0-0 | 0.0 | 0 | 1 | 1 | 0 | 0 | 0 | 0 | 1 | 0 |
| 7/13 | CON | 5 | 0-2 | 0.0 | 0-0 | 0.0 | 0-0 | 0.0 | 1 | 0 | 1 | 1 | 0 | 0 | 0 | 0 | 0 |
| 7/17 | IND | 7 | 1-4 | 25.0 | 1-2 | 50.0 | 0-0 | 0.0 | 0 | 1 | 1 | 0 | 0 | 0 | 0 | 1 | 3 |
| 7/20 | CHI | 2 | 0-1 | 0.0 | 0-0 | 0.0 | 0-0 | 0.0 | 0 | 0 | 0 | 0 | 0 | 0 | 0 | 0 | 0 |
| 7/25 | SEA | DNP | | | | | | | | | | | | | | | |
| 7/28 | @SAS | 3 | 0-0 | 0.0 | 0-0 | 0.0 | 0-0 | 0.0 | 0 | 0 | 0 | 0 | 0 | 0 | 0 | 1 | 0 |
| 7/30 | DAL | 8 | 0-2 | 0.0 | 0-1 | 0.0 | 0-0 | 0.0 | 0 | 0 | 0 | 0 | 0 | 0 | 1 | 1 | 0 |
| 8/4 | NYL | 6 | 0-1 | 0.0 | 0-0 | 0.0 | 3-4 | 75.0 | 0 | 2 | 2 | 0 | 0 | 0 | 0 | 0 | 3 |
| 8/6 | @DAL | 11 | 0-1 | 0.0 | 0-1 | 0.0 | 0-0 | 0.0 | 0 | 3 | 3 | 1 | 1 | 1 | 0 | 2 | 0 |
| 8/11 | @MIN | 8 | 2-2 | 100 | 1-1 | 100 | 0-0 | 0.0 | 0 | 0 | 0 | 0 | 0 | 0 | 0 | 1 | 5 |
| 8/13 | @NYL | 19 | 1-2 | 50.0 | 0-1 | 0.0 | 0-0 | 0.0 | 0 | 2 | 2 | 2 | 0 | 1 | 0 | 0 | 2 |
| 8/16 | @WAS | 10 | 0-1 | 0.0 | 0-0 | 0.0 | 0-0 | 0.0 | 1 | 2 | 3 | 0 | 1 | 0 | 0 | 1 | 0 |
| 8/18 | @CHI | DNP | | | | | | | | | | | | | | | |
| 8/22 | SAS | 6 | 0-1 | 0.0 | 0-1 | 0.0 | 0-2 | 0.0 | 0 | 1 | 1 | 0 | 0 | 0 | 0 | 0 | 0 |
| 8/24 | @PHO | 6 | 0-3 | 0.0 | 0-1 | 0.0 | 0-0 | 0.0 | 0 | 0 | 0 | 0 | 0 | 0 | 0 | 0 | 0 |
| 8/27 | MIN | DNP | | | | | | | | | | | | | | | |
| 9/1 | ATL | 18 | 4-6 | 66.7 | 1-2 | 50.0 | 0-0 | 0.0 | 0 | 1 | 1 | 2 | 0 | 0 | 0 | 2 | 9 |
| 9/3 | CON | 9 | 0-1 | 0.0 | 0-0 | 0.0 | 0-0 | 0.0 | 0 | 0 | 0 | 0 | 1 | 0 | 0 | 1 | 0 |

2017 Regular Season Averages:

| | 2017 Season Highs | Career Highs |
|------|-------------------|-----------------------------|
| PTS | 15 vs PHO 6/18 | 51 (San Antonio - 9/8/2013) |
| REB | 5 vs CON 7/13 | 9 (Seattle - 9/12/2013) |
| AST | 4 @ CON 6/27 | 6 (3 Times) |
| STL | 3, 2 times | 5 (3 Times) |
| BLK | 2 vs ATL 5/27 | 2 (5 Times) |
| FGM | 5 vs PHO 6/18 | 17 (San Antonio - 9/8/2013) |
| 3FGM | 3 vs PHO 6/18 | 8 (San Antonio - 9/8/2013) |
| FTM | 6 @ CON 6/27 | 18 (Atlanta - 7/7/2015) |
| MINs | 29 @ CON 6/27 | 39 (Phoenix - 8/4/2015) |

- Did not play at Minnesota on 8/11, at New York on 8/13, at Washington on 8/16, at Chicago on 8/18, against San Antonio on 8/22, against Phoenix on 8/24, against Minnesota on 8/27, against Atlanta on 9/1, and against Connecticut on 9/3 due to left knee strain.
- Played 4 minutes, shot 1-1 from the field, had 1 steal, scored 2 points, and suffered a left knee strain in the first quarter at Dallas on 8/6.
- Came off the bench and played 21 minutes, shooting 3-13 from the field, had 3 rebounds, 1 assist, 1 steal, and led the bench scoring with 6 points against New York on 8/4.
- Played 21 minutes, shot 2-9 from the field, had 1 rebound and 1 steal, and co-led the both benches in scoring with 8 points against Dallas on 7/30.
- Played 17 minutes, shot 2-5 from the field, had 1 assist, 1 steal, and scored 4 points at San Antonio on 7/28.

Notes: Broke the WNBA league's scoring mark with 51 points on 9/8/13 while playing for the Tulsa Shock.

[illegible]