



# SPARKS GAME NOTES

Los Angeles Sparks (20-8) at Chicago Sky (11-16)  
Friday, August 18, 2017 | Allstate Arena | 5:30 pm (PST)

Overall Game #29, Road Game #16  
SPECSN/ LEAGUE PASS/ THE U TOO

## 2017 SCHEDULE

Date	Opponent	Time/Result	Record
5/2	at New York	^L 65-81	--
5/7	at Connecticut	^L 62-79	--
5/6	SAN ANTONIO	^W 73-59	--
5/13	SEATTLE	W 78-68	1-0
5/19	WASHINGTON	W 99-89	2-0
5/24	at Indiana	L 90-93	2-1
5/27	at Atlanta	L 73-75	2-2
5/30	at New York	W 90-75	3-2
6/6	CHICAGO	W 79-70	4-2
6/9	at Dallas	L 90-96	4-3
6/10	at Phoenix	W 89-79	5-3
6/13	DALLAS	W 97-87	6-3
6/15	SAN ANTONIO	W 80-75	7-3
6/18	PHOENIX	W 90-59	8-3
6/24	at Indiana	W 84-73	9-3
6/27	at Connecticut	W 87-79	10-3
6/30	at Atlanta	W 85-76	11-3
7/2	WASHINGTON	W 76-69	12-3
7/6	at Minnesota	L 77-88	12-4
7/8	at Seattle	L 69-81	12-5
7/13	CONNECTICUT	W 87-77	13-5
7/17	INDIANA	W 80-62	14-5
7/20	CHICAGO	L 80-82	14-6
7/25	SEATTLE	W 68-60	15-6
7/28	at San Antonio	W 85-73	16-6
7/30	DALLAS	W 95-74	17-6
8/4	NEW YORK	W 87-74	18-6
8/6	at Dallas	L 79-85	18-7
8/11	at Minnesota	W 70-64	19-7
8/13	at New York	L 69-83	19-8
8/16	at Washington	W 95-62	20-8
8/18	at Chicago	5:30	
8/22	SAN ANTONIO	7:30	
8/24	at Phoenix	6:00	
8/27	MINNESOTA	4:00	
9/1	ATLANTA	7:30	
9/3	CONNECTICUT	1:00	

\*All times Local, ^ Preseason

## SPARKS PR CONTACT

Christy Calvin

Director, Public Relations and Communications

CCalvin@LA-Sparks.com

Cell: (424) 385-3582

Matthew Warren

Coordinator, Public Relations and Communications

MWarren@LA-Sparks.com

Cell: (562) 233-4325

## MEDIA AVAILABILITY

**Pre-Game:** 30 minutes, 1 1/2 hours prior to tip-off.

**Post-Game:** 30 minutes, 10 minutes after the game.

## LOS ANGELES INJURY REPORT

Riquana Williams is listed day-to-day with a left knee strain.

## LOS ANGELES SPARKS PROBABLE STARTERS

G/F	0	ALANA BEARD							5-11		160	11			
GP/S	28/28	PTS	7.6	REB	3.1	AST	2.5	STL	2.0	FG%	53.0	3FG%	27.8	MIN	31.5

### 2017 HIGHLIGHTS:

-League leader in steals, averaging 2.0 spg and has at least one steal in 26 of 28 games this season.

-Played 23 minutes, shooting 4-7 from the field, had 3 rebounds, 4 assists, 2 steals, 1 block, and scored 8 points at Washington on 8/16.

-Played 31 minutes, shooting 0-4 from the field, had 3 rebounds, 2 assists, 1 steal, 2 blocks, and did not score at New York on 8/13.

-Played 34 minutes, shooting 1-3 from the field, had 5 rebounds, the game high with 3 steals, and scored 2 points at Minnesota on 8/11.

F	30	NNEKA OGWUMIKE							6-2	174	5				
GP/S	28/28	PTS	18.7	REB	7.5	AST	2.0	STL	1.7	FG%	55.8	3FG%	36.4	MIN	31.1

### 2017 HIGHLIGHTS:

-Tied for third in the league in steals averaging 1.7 spg, and fourth in field goal % with 55.8%.

-Has scored in double figures in 27 of 28 this season and has scored 20+ points in 15 of those contests.

-Named 2017 All-Star Reserve.

-Played 22 minutes, shooting 8-10 from the field, 2-2 from the free throw line, had 4 rebounds, 2 steals, and scored 18 points at Washington on 8/16.

-Played 32 minutes, shooting 5-13 from the field, perfect 2-2 from the free throw line, had 6 rebounds, 3 assists, and scored 12 points at New York on 8/13.

-Nneka's double figure point streak of 43 games in the regular season (started on June 30, 2016 vs. Atlanta when she scored a career high 38 points) ended in Minnesota on 8/11.

F/C	3	CANDACE PARKER					6-4	175	9						
GP/S	27/27	PTS	16.8	REB	8.3	AST	4.3	STL	1.5	FG%	48.3	3FG%	36.0	MIN	30.6

### 2017 HIGHLIGHTS:

-Fourth in the league in blocks, averaging 1.9 bpg and has scored in double figures in 25 of 27 games this season.

-Named WNBA Player of the Week for 6/18, 7/2, 7/30 and named 2017 All-Star Starter for Western Conference and awarded 2017 ESPY for Best WNBA Player.

-Recorded the league's sixth triple-double at San Antonio on 7/28.

-Played 27 minutes, shooting 9-13 from the field, 1-2 from 3-point range, 2-3 from the free throw line, tied the game high 7 rebounds, had 2 assists (ties Nikki Teasley for 22 all-time), 2 blocks, and scored the game high 21 points at Washington on 8/16.

-Played 30 minutes, shooting 4-12 from the field, 2-7 from 3-point range, perfect 4-4 from the free throw line, had the game high 7 rebounds, 2 assists, game high 3 steals, 2 blocks, and scored 14 points at New York on 8/13.

G	1	ODYSSEY SIMS				5-8	160	3
GP/S 25/8	PTS 8.3	REB 1.7	AST 2.9	STL 1.3	FG% 43.8	3FG% 19.5	MIN 22.1	

### 2017 HIGHLIGHTS:

-Has scored in double figures in 6 of her last 7 games.

-Started for the eighth straight game, playing a season/game high 37 minutes, shooting 6-9 from the field, perfect 2-2 from 3-point range, perfect 4-4 from the free-throw line, 2 rebounds, game high 7 assists, season high 4 steals, and scored 18 points at Washington on 8/16.

-Started for the seventh straight game, playing 34 minutes, shooting 7-12 from the field, 4-5 from the free throw line, had 2 rebounds, game high 5 assists, 1 steals, 1 block, and led the Sparks scoring 18 points at New York on 8/13.

-Played a season high 36 minutes, shot 6-17 from the field, 1-6 from 3-point range, 1-1 from the free-throw line, had 2 rebounds, team high 5 assists, 1 block, and scored 14 points at Minnesota on 8/11.

G		12		CHELSEA GRAY					5-11		170		2		
GP/S	28/28	PTS	15.0	REB	3.3	AST	4.2	STL	0.9	FG%	51.0	3FG%	45.3	MIN	32.6

### 2017 HIGHLIGHTS:

-Has scored in double figures in 23 of 28 games this season.

-Second in the league in three-point %, 45.3% and fourth in the league averaging 32.6 minutes.

-Name 2017 All-Star Reserve.

-Played 26 minutes, shooting 4-6 from the field, had 3 rebounds, 3 assists, 2 steals, and scored 10 points at Washington on 8/16.

-Played a team high 35 minutes, shooting 5-10 from the field, 3-6 from 3-point range, perfect 2-2 from the free throw line, had 1 rebound, 2 assists, 1 block, and scored 15 points at New York on 8/13.

-Played a career and season high tying 37 minutes, shot 8-17 from the field, 2-5 from 3-point range, perfect 5-5 from the free-throw line, had 3 rebounds, 3 assists, 2 steals, and scored the game high 23 points at Minnesota on 8/11.

LASparks.com  
@LA\_Sparks

## WNBA CURRENT STANDINGS AS OF 8/17/17

<b>EASTERN CONFERENCE</b>	<b>RECORD</b>	<b>WESTERN CONFERENCE</b>	<b>RECORD</b>
Connecticut Sun - <b>x</b>	18-9	Minnesota Lynx - <b>x</b>	21-5
Washington Mystics	16-11	<u>Los Angeles Sparks - <b>x</b></u>	<u>20-8</u>
New York Liberty	15-12	Phoenix Mercury	14-13
Chicago Sky	11-16	Dallas Wings	13-16
Atlanta Dream	10-19	Seattle Storm	12-16
Indiana Fever	9-19	San Antonio Stars - <b>o</b>	7-22

**x: Clinched Playoff Berth   o: Eliminated from Playoff contention**

### TEAM RECORDS

	<b>Record</b>	<b>Home</b>	<b>Road</b>	<b>OT</b>	<b>2OT</b>
Overall	(20-8)	(12-1)	(8-7)	(0-0)	(0-0)
West	(9-4)	(6-0)	(3-4)	(0-0)	(0-0)
East	(11-4)	(6-1)	(5-3)	(0-0)	(0-0)
Streaks:	(1-0)	(3-0)	(1-0)	--	--

### LOS ANGELES SPARKS ROSTER

<b>NO</b>	<b>PLAYER</b>	<b>POS</b>	<b>HT</b>	<b>WT</b>	<b>DOB</b>	<b>FROM</b>	<b>YRS</b>
0	Alana Beard	G-F	5-11	160	5/14/82	Duke	11
17	Essence Carson	F-G	6-0	163	7/28/86	Rutgers	9
26	Maimouna Diarra	C	6-6	198	1/30/91	Senegal	R
12	Chelsea Gray	G	5-11	170	10/8/92	Duke	2
7	Sandrine Gruda	F-C	6-4	185	6/25/87	France	5
33	Tiffany Jackson-Jones	F	6-3	185	4/26/85	Texas	8
42	Jantel Lavender	C	6-4	185	11/12/88	Ohio State	6
30	Nneka Ogumike	F	6-2	174	7/2/90	Stanford	5
3	Candace Parker	F-C	6-4	175	4/19/86	Tennessee	9
1	Odyssey Sims	G	5-8	160	7/13/92	Baylor	3
24	Sydney Wiese	G	6-0	150	6/16/95	Oregon State	R
2	Riquna Williams	G	5-7	165	5/28/90	Miami (FLA)	4

### BASKETBALL OPERATIONS STAFF

Head Coach	Brian Agler (Whittenberg)
Assistant Coach	Tonya Edwards (Tennessee)
Assistant Coach	Bobbie Kelsey (Stanford)
Athletic Trainer	Courtney Watson (California)
Strength-and-Condition Coach	Kelly Dormandy (Springfield)

### PRONUNCIATION GUIDE

Brian Agler	AGG-ler
Alana Beard	ah-LAY-nah
Nneka Ogumike	NEH-kuh Oh-gwoo-MIH-kay
Sydney Wiese	WEECE (rhymes with REESE)
Riquna Williams	rih-QUAHN-uh

### HOW THE 2017 LOS ANGELES SPARKS WERE BUILT

#### DRAFT

Candace Parker (1st pick, 2008)  
Jantel Lavender (5th pick, 2011)  
Nneka Ogumike (1st pick, 2012)  
Sydney Wiese (11th pick, 2017)

#### FREE AGENCY

Alana Beard (2/8/12)  
Essence Carson (3/31/16)  
Tiffany Jackson-Jones (2/7/17)  
Maimouna Diarra (5/12/17)  
Sandrine Gruda (7/28/17)

#### TRADE


Riquna Williams (from DAL 3/1/16)  
Chelsea Gray (from CON 4/15/16)  
Odyssey Sims (from DAL, 2/17/17)

### RECENT TRANSACTIONS

July 28, 2017	Agree to contract with F-C Sandrine Gruda
July 3, 2017	Waived Ify Ibekwe
May 12, 2017	Agree to contract with Maimouna Diarra
April 3, 2017	Named Bobbie Kelsey Assistant Coach
February 15, 2017	Agree to contract extension with F Nneka Ogumike and Jantel Lavender
February 9, 2017	Agree to contract extension with F Candace Parker
February 8, 2017	Re-signed G Alana Beard, Signed C Avery Warley-Tablert, F Ify Ibekwe and G Jamie Weisner
February 7, 2017	Agree to contract with Tiffany Jackson-Jones



# LOS ANGELES SPARKS MEDIA HEADSHOTS



#0 Alana Beard  
Guard/Forward



#17 Essence Carson  
Forward/Guard



#26 Maimouna Diarra  
Center



#12 Chelsea Gray  
Guard



#7 Sandrine Gruda  
Forward/Center



#33 Tiffany Jackson-Jones  
Forward



#42 Jantel Lavender  
Center




#30 Nneka Ogumike  
Forward



#3 Candace Parker  
Forward/Center



#1 Odyssey Sims  
Guard



#24 Sydney Wiese  
Guard



#2 Riquna Williams  
Guard



Brian Agler  
Head Coach



Tonya Edwards  
Assistant Coach



Bobbie Kelsey  
Assistant Coach



Courtney Watson  
Athletic Trainer



Kelly Dormandy  
Strength & Conditioning  
Coach



# LAST GAME RECAP: AUGUST 16, 2017 VS WASHINGTON MYSTICS

## WASHINGTON MYSTICS

### SERIES NOTES

All-Time Record: 29-12  
All-Time Home Record vs Mystics: 15-5  
All-Time Road Record vs. Mystics: 14-7  
Current Streak: WON 7  
Current Home Streak: WON 4  
Current Road Streak: WON 3

Last Win: vs WSH (7/2/17), 76-69 @ Staples Center  
Last Loss: @ WSH (6/23/15), 80-84 @ Verizon Center  
Most Points: LAS 101, (6/18/12), WSH 92 (6/1/14)  
Fewest Points: LAS 53 (Twice), WSH 50 (7/14/01)  
Largest Victory: LAS 31 (6/18/12), WSH 15 (6/24/10)

### Sparks Notes:

- The Sparks defeat the Mystics 95-62 to sweep the season series 3-0. Tonight was the largest winning margin of the season (33 points). The Sparks 33-point winning margin also tops the franchise series record (against Washington) for largest victory margin for Los Angeles. The previous record was 31 points on June 8, 2012.
- Essence Carson would return to game action at the 2:37 mark in the first quarter. Carson has missed the last seven games due to an elbow strain.
- The Sparks amassed an 11 point lead but finished the quarter only leading by 4, (22-18).
- Both teams finished the first quarter shooting above 50%, with Los Angeles finishing with 52.9% (9-17) and Washington finishing with 58.3% (7-12).
- Candace Parker led all scorers with 12 points and 2 rebounds in the first quarter.
- The Sparks dominated the paint, scoring 14 (7/8) of their 22 points in the first quarter.
- Los Angeles started the second quarter with a 12-2 run.
- Los Angeles outscored Washington 29-18 to set a new season high for points in the second quarter.
- Odyssey Sims led all scorers in the second quarter with 9 points.
- Los Angeles finished the first half leading by 15 points (51-36), and tied a season high for most field goals made in the first half with 22, shooting 62.9% (22-35).
- Candace Parker and Odyssey Sims each reached double figures in the first half scoring 14 and 11 points respectively.
- Sparks dominated the paint generating 30 (15/18) points from the paint compared to Mystics 12 (6/11).
- Los Angeles started the third quarter off strong on a 10-2 run to big their biggest lead of the game at 24 points (63-39).
- Nneka Ogumike led all scorers in the third quarter with 10 points.
- The Sparks outscored the Mystics 22-15 in the third quarter and finished leading (73-51).
- Los Angeles improved on their shooting percentage, shooting 71.4% (10-14) in the third quarter compared to 31.6% (6-19) by the Mystics.
- Los Angeles finished the fourth quarter shooting 50% (8-16) compared to Washington's 25% (4-16).
- Sparks defense limited the Mystics to 11 points in the fourth quarter to tie an opponent season low for a third time.
- Los Angeles would finish the game with their highest shooting percentage on the season, connecting on 61.5% (40-65) of their shots. The Sparks would also set a new season high for 3-point field goal percentage with 60% (3-5).
- Candace Parker led all scorers with 21 points, 7 rebounds, 2 blocks, and 2 assists. With her 2 assists, Parker moves into a tie for 22nd all-time with Niki Teasley with 982 career assists.
- Odyssey Sims had the game high in assists with 7, set a new season high with 37 minutes, and tied Ogumike for second in points, on the Sparks, scoring 18. This is Sims second straight game with 18 points.
- Jantel Lavender came in off the bench and led both benches in scoring with 8 points. Lavender tied her season high 7 rebounds, sharing the game high with Candace Parker and Emma Meesseman.
- Los Angeles dominated the paint, scoring 52 (26/35) points compared to the Mystics 22 (11/27).

### Mystics Notes:

- The Washington Mystics (16-11) lost, 95-62, to the Los Angeles Sparks (20-8) Wednesday night at Capital One Arena. Forward Emma Meesseman led the team with 20 points on 9-17 shooting and seven rebounds. Meesseman has now scored 15+ points in 10-straight games.
- Guard Shatori Walker-Kimbrough scored in double figures for the second-straight game, netting 16 points in 18 minutes, shooting 7-9 from the field.
- The Mystics matched the Sparks in both second chance points (10-10) and fast break points (8-8).
- Meesseman led the Mystics with 16 first-half points, shooting 7-11 from the field and 2-4 from 3-point range and grabbing a team-high five total rebounds. Walker-Kimbrough shot 4-5 from the field and scored nine points in the first half.
- Los Angeles led the Washington 22-18 after the first quarter. The Mystics ended the quarter on a 7-0 run, kick-started by a 3-pointer from Meesseman, who led the team with nine points on 4-5 shooting in the opening frame.

### 2017 vs. Washington

May 19 WSH W, 99-89  
July 2 WSH W, 76-69  
August 16 @ WSH W, 95-62

### NATIONAL BASKETBALL ASSOCIATION

### OFFICIAL SCORER'S REPORT FINAL BOX

Wednesday, August 16, 2017 Capital One Arena, Washington, DC  
Officials: #18 Kurt Walker, #5 Natalie Sago, #62 Jeff Wooten

Game Duration: 1:57  
Attendance: 7,279

### VISITOR: Los Angeles Sparks (20-8)

Los Angeles Sparks (20-9)																		
	POS	MIN	FG	FGA	3P	3PA	FT	FTA	OR	DR	TOT	A	PF	ST	TO	BS	+/-	PTS
0	Alana Beard	F 22:58	4	7	0	0	0	0	0	3	3	4	0	2	0	1	0	8
30	Nneka Ogumike	F 21:45	8	10	0	0	2	2	1	3	4	0	3	2	3	0	0	18
3	Candace Parker	C 27:20	9	13	1	2	2	3	1	6	7	2	2	0	3	2	0	21
1	Odyssey Sims	G 37:08	6	9	2	2	4	4	0	2	2	7	2	4	2	0	0	18
12	Chelsea Gray	G 26:13	4	6	0	0	2	2	2	1	3	3	3	2	2	0	0	10
17	Essence Carson	21:49	2	7	0	1	2	2	0	2	2	4	0	1	0	0	0	6
42	Jantel Lavender	19:35	4	7	0	0	0	0	3	4	7	3	1	0	1	0	0	8
24	Sydney Wiese	10:25	0	1	0	0	0	0	1	2	3	0	1	1	0	0	0	0
33	Tiffany Jackson-Jones	5:55	3	4	0	0	0	0	0	0	0	0	3	0	0	0	0	6
7	Sandrine Gruda	5:25	0	1	0	0	0	0	0	1	1	0	1	0	2	0	0	0
26	Maimouna Diarra	1:27	0	0	0	0	0	0	0	1	1	1	0	0	0	0	0	0
2	Riquna Williams	NWT - Left Knee Strain																
		200:00	40	65	3	5	12	13	8	25	33	24	16	12	13	3	0	95
			61.5 %		60.0 %		92.3 %			TM REB: 5					TOT TO: 15 (12 PTS)			

### HOME: WASHINGTON MYSTICS (16-11)

		POS	MIN	FG	FGA	3P	3PA	FT	FTA	OR	DR	TOT	A	PF	ST	TO	BS	+/-	PTS
14	Tierra Ruffin-Pratt	F	18:48	0	3	0	0	2	4	2	0	2	2	3	2	1	0	0	2
33	Emma Meesseman	F	30:37	9	17	2	5	0	0	4	3	7	3	5	1	6	1	0	20
34	Krystal Thomas	C	24:43	1	5	0	0	2	2	3	2	5	2	1	1	1	0	0	4
20	Kristi Tolliver	G	25:26	3	9	2	7	3	3	0	2	2	1	1	0	3	0	0	11
32	Shatori Walker-Kimbrough	G	18:10	7	9	0	1	2	3	0	1	1	1	1	0	0	0	0	16
23	Allison Hightower		15:10	2	3	0	1	0	0	0	1	1	2	0	1	2	0	0	4
9	Natasha Cloud		23:01	0	5	0	3	0	0	0	1	1	2	5	2	5	0	0	0
12	Ivory Latta		16:01	0	4	0	2	0	0	0	0	0	3	2	0	0	0	0	0
21	Tianna Hawkins		16:42	2	5	0	1	0	0	0	2	2	1	1	0	1	0	0	4
31	Asia Taylor		5:27	0	1	0	0	1	2	1	0	1	0	1	0	0	0	0	1
7	Haley Peters		5:55	0	1	0	1	0	0	0	1	1	0	2	0	1	0	0	0
11	Elena Delle Donne	DND - Left Thumb																	
4	Taylor Hill	DND - ACL																	
			200:00	24	62	4	21	10	14	10	13	23	17	22	7	20	1	0	62
					38.7 %		19.0 %		71.4 %			TM REB: 7				TOT TO: 20 (21 PTS)			

### SCORE BY PERIOD

	1	2	3	4	FINAL
Sparks	22	29	22	22	95
MYSTICS	18	18	15	11	62

Points in the Paint: Sparks 52 (26/35), MYSTICS 22 (11/27)  
2nd Chance Points: Sparks 10 (4/8), MYSTICS 10 (3/10)  
Fast Break Points: Sparks 8 (4/4), MYSTICS 8 (4/4)

Biggest Lead: Sparks 33, MYSTICS 0  
Lead Changes: 0  
Times Tied: 1

### FINAL

LOS ANGELES 95  
WASHINGTON 62

Capital One Arena, Washington, DC

SCORE 1 2 3 4 OT FINAL

LAS 22 29 22 22 95

WAS 18 18 15 11 62

### HIGHLIGHTS

Biggest Lead:

Mystics: 0 | Sparks: 33

Lead Changes: 0 | Times Tied: 1

# CONTINUED LAST GAME RECAP: AUGUST 16, 2017 VS WASHINGTON MYSTICS

LAST GAME INDIVIDUAL GAME PERFORMANCE		
LOS ANGELES	HIGHS	WASHINGTON
Parker - 21	<b>POINTS</b>	Meesseman - 20
Parker, Lavender - 7	<b>REBOUNDS</b>	Meesseman - 7
Sims - 7	<b>ASSISTS</b>	Meesseman, Latta - 3
Parker - 2	<b>BLOCKS</b>	Meesseman - 1
Sims - 37	<b>MINUTES</b>	Meesseman - 31

KEY FACTORS		
LOS ANGELES	HIGHS	WASHINGTON
12	<b>TO PTS</b>	21
52	<b>Points in the Paint</b>	22
10	<b>2nd Chance Pts</b>	10
8	<b>Fast Break Pts</b>	8
20	<b>Bench</b>	9

2017 REGULAR SEASON STATISTICS		
LOS ANGELES	HIGHS	WASHINGTON
Ogwumike - 18.7	<b>POINTS</b>	Delle Done - 18.8
Parker - 8.3	<b>REBOUNDS</b>	Thomas - 9.3
Parker - 4.3	<b>ASSISTS</b>	Toliver - 3.1
Beard - 2.0	<b>STEALS</b>	Meesseman, Ruffin-Pratt - 1.1
Parker - 1.9	<b>BLOCKS</b>	Meesseman - 1.7
Gray - 32.6	<b>MINUTES</b>	Delle Donne - 29.6

## CHICAGO SKY

## SERIES NOTES

All-Time Record vs Sky: 18-7  
 All-Time Home Record vs Sky: 10-3  
 All-Time Road Record vs. Sky: 8-4  
 Current Streak: LOST 1  
 Current Home Streak: LOST 1  
 Current Road Streak: WON 4

Last Win: vs. CHI (6/6/17), 79-70 @ Staples Center  
 Last Loss: vs. CHI (7/20/17), 80-82 @ Staples Center  
 Most Points Scored: LAS - 102 (6/6/14), CHI - 94 (6/29/13)  
 Fewest Points Scored: LAS - 63 (7/29/09), CHI - 55 (5/30/06)  
 Largest Winning Margin: LAS - 17 (5/22/07), CHI - 12 (3 times)  
 Largest Losing Margin: LAS - 12 (3 times), CHI - 17 (5/22/07)

## WHAT TO LOOK FOR:

-Los Angeles will look to win the season series 2-1 against Chicago.  
 -Candace Parker is 1 assist away from having sole possession of 22nd all-time. Parker is currently tied with Nikki Teasley at 982 career assists.  
 -Parker is 4 field goals away from passing Asjha Jones for 23rd all-time for field goals made. Alana Beard is 5 field goals away from passing Angel McCoughtry for 21st all-time. Beard has 1724 career field goals.  
 -Ogwumike is averaging 22.0 points this season versus Chicago, while Vandersloot is averaging 13.5 against the Sparks.

## Last Game Recap:

Stefanie Dolson hit a go-ahead 3-pointer with 13 seconds left and scored 15 points to help the Chicago Sky beat Los Angeles 82-80 on July 20 for the Sparks' first home loss of the season.

After a timeout with 20.4 seconds left, Courtney Vandersloot curled around the defense, drove the baseline and found an open Dolson in the corner for a 3-pointer.

Nneka Ogumike dribbled into a double team in the lane and her shot was blocked out-of-bounds by Imani Boyette with 4.8 seconds left. Boyette blocked another shot under the basket, and Ogumike's put-back was short at the buzzer.

Vandersloot had her fourth double-double in six games with 14 points and a career-high 14 assists for Chicago (8-13). Cappie Pondexter scored eight points to reach 6,500 for her career.

Pondexter made a jumper with 7:24 left in the fourth quarter to give Chicago its first lead, 67-65, since 9-8.

Nneka Ogumike had 24 points and 10 rebounds for Los Angeles.

## FINAL

CHICAGO	82
LOS ANGELES	80
Staples Center, Los Angeles, CA	
SCORE	1 2 3 4 OT FINAL
CHI	21 14 21 26 82
LAS	21 24 15 20 80

## HIGHLIGHTS

Biggest Lead:  
 Sparks: 10 | Sky: 3  
 Lead Changes: 9 | Times Tied: 9

## 2017 vs. Chicago

June 6 CHI	W, 79-70
July 20 CHI	L, 80-82
August 18 @ CHI	7:30 p.m. PST

## NATIONAL BASKETBALL ASSOCIATION

OFFICIAL SCORER'S REPORT  
FINAL BOX

Thursday, July 20, 2017 STAPLES Center, Los Angeles, CA  
 Officials: #36 Katie Lukanich, #45 Tom Mauer, #48 Vladimir Voyard-Tadal

Game Duration: 1:58  
 Attendance: 16,166

VISITOR: Chicago Sky (8-13)

	POS	MIN	FG	FGA	3P	3PA	FT	FTA	OR	DR	TOT	A	PF	ST	TO	BS	+/-	PTS
1 Tamera Young	F	29:28	1	8	0	4	5	6	4	3	7	1	3	2	4	0	0	7
51 Jessica Breland	F	20:21	4	6	0	0	0	0	1	6	7	2	1	0	1	1	0	8
31 Stefanie Dolson	C	27:32	7	12	1	3	0	0	0	4	4	1	3	0	2	0	0	15
14 Allie Quigley	G	34:23	4	11	3	7	1	2	0	4	4	2	1	1	3	1	0	12
22 Courtney Vandersloot	G	37:19	5	8	2	3	2	2	1	4	5	14	1	1	2	0	0	14
23 Cappie Pondexter		11:19	3	7	0	0	2	2	0	0	0	0	2	1	0	0	0	8
34 Imani Boyette		18:30	6	7	0	0	0	0	1	1	2	1	2	0	0	2	0	12
32 Cheyenne Parker		7:15	1	3	0	0	0	0	0	1	1	0	1	0	0	0	0	2
24 Keisha Hampton		4:42	0	1	0	0	0	0	0	0	0	0	0	0	0	0	0	0
2 Kahleah Copper		9:12	2	3	0	0	0	0	0	1	1	1	0	1	0	0	0	4
25 Makayla Epps	DNP - Coach's Decision																	
11 Amber Harris	DNP - Coach's Decision																	
200:00			33	66	6	17	10	12	7	24	31	22	14	6	12	4	0	82
			50.0 %		35.3 %		83.3 %		TM REB: 7		TOT TO: 12 (15 PTS)							

HOME: LOS ANGELES SPARKS (14-6)

	POS	MIN	FG	FGA	3P	3PA	FT	FTA	OR	DR	TOT	A	PF	ST	TO	BS	+/-	PTS
17 Essence Carson	F	7:41	0	0	0	0	0	0	0	0	0	0	0	0	0	1	0	0
30 Nneka Ogumike	F	34:08	9	20	2	3	4	4	3	7	10	0	4	0	1	0	0	24
3 Candace Parker	C	35:24	7	14	0	3	5	7	0	6	6	5	0	4	4	1	0	19
0 Alana Beard	G	33:28	1	3	0	0	0	0	0	1	1	3	2	3	0	0	0	2
12 Chelsea Gray	G	34:42	8	12	1	3	0	2	0	1	1	6	0	0	2	0	0	17
2 Riquna Williams		26:15	2	8	2	5	0	0	0	2	2	0	2	0	1	0	0	6
42 Jantel Lavender		11:38	3	5	1	1	0	0	1	6	7	0	1	0	2	0	0	7
1 Odyssey Sims		15:01	2	3	0	1	1	1	0	1	1	1	1	0	1	0	0	5
24 Sydney Wiese		1:43	0	1	0	0	0	0	0	0	0	0	0	0	0	0	0	0
26 Maimouna Diarra	DNP - Coach's Decision																	
33 Tiffany Jackson-Jones	DNP - Coach's Decision																	
200:00			32	66	6	16	10	14	4	24	28	15	10	7	11	2	0	80
			48.5 %		37.5 %		71.4 %		TM REB: 7		TOT TO: 12 (17 PTS)							

SCORE BY PERIOD

	1	2	3	4	FINAL
Sky	21	14	21	26	82
SPARKS	21	24	15	20	80

Points in the Paint: Sky 42 (21/35), SPARKS 42 (21/36)  
 2nd Chance Points: Sky 11 (6/7), SPARKS 8 (4/7)  
 Fast Break Points: Sky 7 (2/5), SPARKS 0 (0/2)  
 Technical Fouls - Defensive Three Second  
 Sky (1): 4:49 3rd  
 SPARKS: NONE

Biggest Lead: Sky 3, SPARKS 10  
 Lead Changes: 9  
 Times Tied: 9

## CHICAGO SKY

## FINAL

SAN ANTONIO 74

CHICAGO 94

Allstate Arena, Rosemont, IL

SCORE 1 2 3 4 OT FINAL

SAS 18 19 24 13 74

CHI 29 22 25 18 94

## HIGHLIGHTS

Biggest Lead:

Stars: 0 | Sky: 24

Lead Changes: 0 | Times Tied: 0

## NATIONAL BASKETBALL ASSOCIATION

OFFICIAL SCORER'S REPORT  
FINAL BOXThursday, August 10, 2017 Allstate Arena, Rosemont, IL  
Officials: #30 Thomas Nunez, #44 Janetia Graham, #55 Eric Brewton

Game Duration: 1:46

Attendance: 4,686

VISITOR: San Antonio Stars (6-22)

	POS	MIN	FG	FGA	3P	3PA	FT	FTA	OR	DR	TOT	A	PF	ST	TO	BS	+/-	PTS
6 Alex Montgomery	F	18:33	3	6	1	1	0	0	0	3	3	1	4	0	1	0	0	7
40 Kayla Alexander	F	10:31	1	2	0	0	0	0	0	0	0	0	1	0	3	0	0	2
20 Isabelle Harrison	C	29:37	4	8	0	0	2	4	4	5	9	0	2	1	0	0	0	10
10 Kelsey Plum	G	28:29	3	8	2	3	0	0	0	1	1	8	3	1	3	0	0	8
21 Kayla McBride	G	23:04	2	11	1	3	0	0	0	2	2	0	1	1	0	0	0	5
17 Sequoia Holmes		20:23	6	8	2	3	0	0	0	1	1	1	1	1	1	1	0	14
5 Dearica Hamby		27:06	7	11	0	0	3	6	1	6	7	1	4	0	3	0	0	17
51 Sydney Colson		26:05	2	7	1	2	3	3	0	0	0	7	3	1	4	1	0	8
12 Nia Coffey		12:46	1	2	0	0	1	2	1	4	5	0	1	0	2	0	0	3
7 Shay Murphy		3:26	0	0	0	0	0	0	0	1	1	0	0	0	0	0	0	0
14 Erika de Souza	DND - Lower Right Leg Bone Bruise																	
4 Moriah Jefferson	DND - Right Knee Soreness																	
200:00			29	63	7	12	9	15	6	23	29	18	20	5	17	2	0	74
			46.0 %		58.3 %		60.0 %		TM REB: 9		TOT TO: 17 (18 PTS)							

HOME: CHICAGO SKY (11-16)

	POS	MIN	FG	FGA	3P	3PA	FT	FTA	OR	DR	TOT	A	PF	ST	TO	BS	+/-	PTS
2 Kahleah Copper	F	16:01	3	5	0	1	2	4	1	3	4	1	3	1	0	0	0	8
51 Jessica Breland	F	27:27	5	11	1	1	0	1	3	4	7	2	3	2	1	1	0	11
31 Stefanie Dolson	C	24:35	6	7	0	0	3	4	0	4	4	2	3	0	2	3	0	15
14 Allie Quigley	G	30:57	6	11	3	5	2	3	0	3	3	9	0	0	1	1	0	17
22 Courtney Vandersloot	G	28:53	9	11	3	4	0	0	0	4	4	10	0	0	3	0	0	21
23 Cappie Pondexter		21:53	1	5	0	1	0	0	0	3	3	2	1	0	2	0	0	2
35 Jordan Hooper		20:11	3	7	2	6	0	0	0	3	3	0	0	0	1	0	0	8
11 Amber Harris		12:22	0	4	0	2	0	0	2	1	3	1	1	0	1	2	0	0
24 Keisha Hampton		7:52	2	3	2	3	0	0	0	0	0	1	1	0	0	0	0	6
12 Bashaara Graves		6:04	3	3	0	0	0	0	0	0	0	0	2	0	0	0	0	6
25 Makayla Epps		3:45	0	0	0	0	0	0	0	0	0	0	1	0	1	0	0	0
32 Cheyenne Parker	DND - Ankle																	
200:00			38	67	11	23	7	12	6	25	31	28	15	3	12	7	0	94
			56.7 %		47.8 %		58.3 %		TM REB: 5		TOT TO: 12 (16 PTS)							

## SCORE BY PERIOD

	1	2	3	4	FINAL
Stars	18	19	24	13	74
SKY	29	22	25	18	94

Points in the Paint: Stars 36 (18/39), SKY 44 (22/32)  
2nd Chance Points: Stars 6 (3/7), SKY 2 (1/7)  
Fast Break Points: Stars 10 (4/6), SKY 24 (7/9)Biggest Lead: Stars -, SKY 24  
Lead Changes: 0  
Times Tied: 0

# SAN ANTONIO STARS

## SERIES NOTES

All-Time Record: 48-30  
 All-Time Home Record vs Stars: 28-11  
 All-Time Road Record vs. Stars: 20-19  
 Current Streak: WON 9  
 Current Home Streak: WON 5  
 Current Road Streak: WON 5

Last Win: @ LAS (7/28/17), 85-73 @ AT&T Center  
 Last Loss: @ SAN (7/8/15), 70-63 @ AT&T Center  
 Most Points: LAS 105, (6/25/06), SAN 102 (6/23/97)  
 Fewest Points: LAS 52 (8/9/03), SAN 52 (8/30/15)  
 Largest Victory: LAS 40 (8/23/15), SAN 27 (6/14/14)

### WHAT TO LOOK FOR:

-Los Angeles will look to sweep the season series against San Antonio 3-0.  
 -August 22 will be the Sparks Breast Health Awareness game and feature the Sparks in their all pink uniforms.  
 -Parker leads the Sparks averaging 15.5 points against the Stars, while Harrison leads the Stars averaging 18.0 points against the Sparks.

### Last Game Recap:

Candace Parker had 11 points, 17 rebounds and 11 assists to become the sixth WNBA player with a triple-double, and the Los Angeles Sparks beat the San Antonio Stars 85-73 on July 28.

Earlier that week, Atlanta's Layshia Clarendon had a triple-double rescinded after two of her assists were later taken away in a league review. Parker's statistical feat is the first since Temeka Johnson's on July 24, 2014.

Odyssey Sims led Los Angeles (16-6) with a season-high 22 points on 9-of-12 shooting. Jantel Lavender added 18 points.

Lavender made a 3-pointer on two straight possessions to extend Los Angeles' lead to 66-54 early in the fourth quarter. San Antonio pulled to 75-70 with 4:05 to go but the Stars went scoreless for three-plus minutes and trailed 85-70.

Kayla McBride scored 18 of her 20 points in the second half for San Antonio (3-20).

The Stars closed the first half on a 12-0 run to pull to 39-35.

### FINAL

LOS ANGELES 85  
 SAN ANTONIO 73  
 AT&T Center, San Antonio, TX

SCORE	1	2	3	4	OT	FINAL
LAS	22	17	21	25		85
SAS	12	23	19	19		73

### HIGHLIGHTS

Biggest Lead:

Sparks: 16 | Stars: 4

Lead Changes: 1 | Times Tied: 2

### 2017 vs. San Antonio

June 15 @ LAS W 80-75  
 July 28 @ SAN W 85-73  
 August 22 @ LAS 7:30 p.m. PST

### NATIONAL BASKETBALL ASSOCIATION

### OFFICIAL SCORER'S REPORT FINAL BOX

Friday, July 28, 2017 AT&T Center, San Antonio, TX

Officials: #41 Cheryl Flores, #42 Roy Gulbeyan, #49 Kevin Sparrock

Game Duration: 1:47  
 Attendance: 5,777

### VISITOR: Los Angeles Sparks (16-6)

		POS	MIN	FG	FGA	3P	3PA	FT	FTA	OR	DR	TOT	A	PF	ST	TO	BS	+/-	PTS
0	Alana Beard	F	32:26	5	6	0	0	0	0	1	1	1	1	3	1	1	1	0	10
30	Nneka Ogumike	F	27:09	5	14	0	2	1	2	1	5	6	2	2	1	0	0	0	11
3	Candace Parker	C	34:22	4	10	0	0	3	4	0	17	17	11	1	0	3	4	0	11
12	Chelsea Gray	G	27:19	3	6	1	3	0	0	1	1	1	3	2	1	3	0	0	7
1	Odyssey Sims	G	29:39	9	12	1	2	3	3	1	0	1	4	2	2	0	0	0	22
2	Riquna Williams		17:03	2	5	0	3	0	0	0	0	0	1	3	1	1	0	0	4
42	Jantel Lavender		24:52	8	13	2	3	0	0	1	2	3	0	0	1	0	0	0	18
24	Sydney Wiese		2:40	0	0	0	0	0	0	0	0	0	0	1	0	0	0	0	0
33	Tiffany Jackson-Jones		4:31	1	1	0	0	0	0	0	0	0	0	0	0	0	0	0	2
17	Essence Carson	NWT - Coach's Decision																	
26	Maimouna Diarra	DNP - Coach's Decision																	
7	Sandrine Gruda	NWT - Coach's Decision																	
			200:00	37	67	4	13	7	9	3	26	29	22	14	7	8	5	0	85
				55.2 %		30.8 %		77.8 %			TM REB: 4								TOT TO: 8 (6 PTS)

### HOME: SAN ANTONIO STARS (3-20)

HOME: SAN ANTONIO SPARKS (1-20)																			
		POS	MIN	FG	FGA	3P	3PA	FT	FTA	OR	DR	TOT	A	PF	ST	TO	BS	+/-	PTS
6	Alex Montgomery	F	31:36	7	11	1	3	0	0	0	3	3	3	1	2	2	0	0	15
5	Dearica Hamby	F	23:15	0	5	0	0	3	4	2	1	3	0	3	1	0	0	0	3
20	Isabelle Harrison	C	25:52	7	12	0	0	0	0	1	5	6	2	5	1	3	0	0	14
21	Kayla McBride	G	31:31	5	11	2	3	8	8	1	4	5	1	0	0	0	0	0	20
4	Moriah Jefferson	G	24:13	1	4	0	1	1	2	0	1	1	6	1	0	2	0	0	3
10	Kelsey Plum		28:17	2	7	0	2	6	6	0	3	3	5	1	0	4	0	0	10
14	Erika de Souza		12:04	2	3	0	0	0	0	1	3	4	0	0	0	0	0	0	4
17	Sequoia Holmes		4:23	0	1	0	1	0	0	0	0	0	0	0	0	0	0	0	0
40	Kayla Alexander		18:49	2	4	0	0	0	0	0	5	5	0	1	0	1	0	0	4
12	Nia Coffey	DNP - Coach's Decision																	
51	Sydney Colson	DNP - Coach's Decision																	
7	Shay Murphy	DNP - Coach's Decision																	
			200:00	26	58	3	10	18	20	5	25	30	17	12	4	12	0	0	73
				44.8 %		30.0 %		90.0 %			TM REB: 3								TOT TO: 14 (17 PTS)

### SCORE BY PERIOD

	1	2	3	4	FINAL
Sparks	22	17	21	25	85
Stars	12	23	19	19	73

Points in the Paint: Sparks 46 (23/33), STARS 32 (16/32)

2nd Chance Points: Sparks 3 (1/2), STARS 4 (2/5)

Fast Break Points: Sparks 22 (10/12), STARS 9 (3/7)

Technical Fouls - Defensive Three Second

Sparks: NONE

STARS (1): 3:20 3rd

Technical Fouls - Delay of Game

Sparks (1): 2:16 3rd

STARS: NONE

Biggest Lead: Sparks 16, STARS 4

Lead Changes: 1

Times Tied: 2



## 2017 TEAM BOX SCORE

Date	Opponent	MIN	FG-A	PCT	3PM-A	PCT	FTM-A	PCT	OFF	DEF	TOI	AST	STL	BLK	TO	PF	PTS
5/13	SEA	200	33-72	45.8	8-18	44.4	4-8	50.0	5	17	22	20	14	0	11	19	78
5/19	WAS	200	34-62	54.8	10-21	47.6	21-22	95.5	5	20	25	20	8	3	11	15	99
5/24	@IND	200	34-62	54.8	8-15	53.3	14-19	73.7	4	24	28	19	4	3	9	16	90
5/27	@ATL	200	25-60	41.7	4-12	33.3	19-23	82.6	11	21	32	18	3	7	17	20	73
5/30	@NYL	200	31-62	50.0	5-16	31.3	23-27	85.2	7	21	28	16	13	3	11	18	90
6/6	CHI	200	22-64	34.4	4-13	30.8	31-40	77.5	7	25	32	17	13	6	7	15	79
6/9	@DAL	200	36-72	50.0	3-11	27.3	15-15	100	7	22	29	14	7	5	15	20	90
6/10	@PHO	200	31-59	52.5	8-18	44.4	19-27	70.4	4	18	22	22	9	4	11	20	89
6/13	DAL	200	35-61	57.4	5-16	31.3	22-26	84.6	3	24	27	22	9	2	19	29	97
6/15	SAS	200	27-56	48.2	2-12	16.7	24-28	85.7	4	24	28	15	6	4	13	11	80
6/18	PHO	200	32-67	47.8	6-19	31.6	20-23	87.0	9	31	40	22	10	4	13	19	90
6/24	@IND	200	32-60	53.3	8-17	47.1	12-14	85.7	4	27	31	19	9	5	14	21	84
6/27	@CON	200	32-64	50.0	4-12	33.3	19-26	73.1	8	24	32	20	8	7	9	19	87
6/30	@ATL	200	31-60	51.7	8-17	47.1	15-20	75.0	8	25	33	16	9	5	18	17	85
7/2	WAS	200	28-68	41.2	8-19	42.1	12-15	80.0	10	24	34	17	7	3	9	16	76
7/6	@MIN	200	32-66	48.5	4-16	25.0	9-11	81.8	9	19	28	15	9	3	17	18	77
7/8	@SEA	200	26-70	37.1	4-23	17.4	13-14	92.9	9	18	27	10	11	5	11	16	69
7/13	CON	200	31-70	44.3	8-23	34.8	17-20	85.0	9	28	37	20	7	5	15	16	87
7/17	IND	200	34-64	53.1	5-10	50.0	7-9	77.8	5	27	32	19	12	5	12	11	80
7/20	CHI	200	32-66	48.5	6-16	37.5	10-14	71.4	4	24	28	15	7	2	11	10	80
7/25	SEA	200	26-69	37.7	2-13	15.4	14-20	70.0	13	26	39	16	10	4	11	19	68
7/28	@SAS	200	37-67	55.2	4-13	30.8	7-9	77.8	3	26	29	22	7	5	8	14	85
7/30	DAL	200	40-71	56.3	3-17	17.6	12-13	92.3	8	33	41	28	10	2	15	21	95
8/4	NYL	200	32-70	45.7	6-18	33.3	17-22	77.3	5	28	33	16	7	1	6	15	87
8/6	@DAL	200	26-64	40.6	2-15	13.3	25-27	92.6	4	27	31	10	12	4	15	19	79
8/11	@MIN	200	24-64	37.5	77-19	36.8	15-16	93.8	6	24	30	15	7	3	15	17	70
8/13	@NYL	200	26-63	41.3	5-19	26.3	12-13	92.3	4	22	26	16	5	7	10	15	69
8/16	@WAS	200	40-65	61.5	3-5	60.0	12-13	92.3	8	25	33	24	12	3	13	16	95
8/18	@CHI																
8/22	SAS																
8/24	@PHO																
8/27	MIN																
9/1	ATL																
9/3	CON																

## 2017 OPPONENT BOX SCORE

Date	Opponent	MIN	FG-A	PT	3PM-A	PT	FTM-A	PT	OFF	DEF	TO	AST	STL	BLK	TO	PF	PTS
5/13	SEA	200	26-50	52.0	4-16	25.0	12-12	100	3	24	27	20	4	7	23	16	68
5/19	WAS	200	31-62	50.0	9-24	37.5	18-19	94.7	8	18	26	23	7	1	14	18	89
5/24	@IND	200	36-67	53.7	11-16	68.8	10-14	71.4	7	23	30	16	3	1	8	16	93
5/27	@ATL	200	28-63	44.4	2-12	16.7	17-28	60.7	11	20	31	21	11	5	13	22	75
5/30	@NYL	200	30-66	45.5	9-21	42.9	6-12	50.0	11	19	30	18	7	2	18	21	75
6/6	CHI	200	27-65	41.5	4-13	30.8	12-15	80.0	8	30	38	16	4	4	19	28	70
6/9	@DAL	200	33-71	46.5	6-20	30.0	24-28	85.7	12	22	34	20	10	4	14	18	96
6/10	@PHO	200	29-65	44.6	9-24	37.5	20-23	87.0	11	19	30	16	6	3	14	26	87
6/13	DAL	200	35-61	57.	5-16	31.3	22-26	84.6	3	24	27	22	9	2	10	20	97
6/15	SAS	200	30-67	44.8	5-18	27.8	10-11	90.9	7	24	31	16	6	2	13	20	75
6/18	PHO	200	22-67	32.8	5-26	19.2	10-16	62.5	15	20	35	14	9	3	19	23	59
6/24	@IND	200	27-64	42.2	6-21	28.6	13-15	86.7	6	20	26	11	7	3	12	15	73
6/27	@CON	200	28-77	36.4	8-18	44.4	15-17	88.2	16	26	42	15	3	1	14	21	79
6/30	@ATL	200	31-66	47.0	3-10	30.0	11-20	55.0	9	20	29	25	8	2	14	20	76
7/2	WAS	200	24-66	36.4	4-19	21.1	17-19	89.5	10	22	32	10	5	5	11	18	69
7/6	@MIN	200	34-71	47.9	6-14	42.9	14-19	73.7	15	24	39	19	8	5	15	11	88
7/8	@SEA	200	28-54	51.9	8-15	53.3	17-18	94.4	4	24	28	20	5	3	18	12	81
7/13	CON	200	30-71	42.3	7-18	38.9	10-16	62.5	9	28	37	14	12	0	18	20	77
7/17	IND	200	23-58	39.7	7-19	36.8	9-10	90.0	7	19	26	15	3	3	16	15	62
7/20	CHI	200	33-66	50.0	6-17	35.3	10-12	83.3	7	24	31	22	6	4	12	14	82
7/25	SEA	200	21-53	39.6	5-21	23.8	13-17	76.5	4	24	28	19	8	6	18	18	60
7/28	@SAS	200	26-58	44.8	3-10	30.0	18-20	90.0	5	25	30	17	4	0	12	12	73
7/30	DAL	200	19-66	28.8	6-28	21.4	30-33	90.9	7	14	21	11	10	5	12	13	74
8/4	NYL	200	29-66	43.9	5-22	22.7	11-18	61.1	6	29	35	22	5	3	13	21	74
8/6	@DAL	200	31-79	39.2	4-16	25.0	19-21	90.5	16	31	47	12	6	4	15	22	85
8/11	@MIN	200	26-61	42.6	4-12	33.3	8-11	72.7	7	28	35	16	5	4	16	15	64
8/13	@NYL	200	31-71	43.7	10-22	45.5	11-12	91.7	12	25	37	19	5	4	11	14	83
8/16	@WAS	200	24-62	38.7	4-21	19.0	10-14	71.4	10	13	23	17	7	1	20	22	62
8/18	@CHI																
8/22	SAS																
8/24	@PHO																
8/27	MIN																
9/1	ATL																
9/3	CON																

# SPARKS 2017 SCORING BREAKDOWN

## SPARKS

## OPPONENTS

Date	Opponent	Result	Score			1ST		2ND		TOT			1ST		2ND		TOT
				1ST	2ND	HAL	3RD	4TH	HAL		1ST	2ND	HAL	3RD	4TH	HAL	
5/13	SEA	W	78-68	20	18	38	16	24	40	78	21	16	37	12	19	31	68
5/19	WAS	W	99-89	34	25	59	19	21	40	99	22	26	48	22	19	41	89
5/24	@IND	L	90-93	28	27	55	10	25	35	90	23	18	41	27	25	52	93
5/27	@ATL	L	73-75	18	14	32	12	29	41	73	20	9	29	22	24	46	75
5/30	@NYL	W	99-89	16	20	36	30	24	54	90	21	17	38	26	11	37	75
6/6	CHI	W	79-70	18	23	41	15	23	38	79	13	22	35	18	17	35	70
6/9	@DAL	L	90-96	28	22	50	21	19	40	90	16	25	41	23	32	55	96
6/10	@PHO	W	89-87	19	20	39	26	24	50	89	18	22	40	21	26	47	87
6/13	DAL	W	97-87	23	25	48	24	25	49	97	8	27	35	17	35	52	87
6/15	SAS	W	80-75	25	21	46	12	22	34	80	11	15	26	24	25	49	75
6/18	PHO	W	90-59	38	15	53	19	18	37	90	17	19	36	12	11	23	59
6/24	@IND	W	84-73	20	26	46	19	19	38	84	23	17	40	12	21	33	73
6/27	@CON	W	87-79	27	18	45	23	19	42	87	17	22	39	17	23	40	79
6/30	@ATL	W	85-76	23	21	44	27	14	41	85	23	13	36	18	22	40	76
7/2	WAS	W	76-69	17	13	30	24	22	46	76	24	23	47	10	12	22	69
7/6	@MIN	L	77-88	14	22	36	25	16	41	77	25	21	46	22	20	42	88
7/8	@SEA	L	69-81	21	18	39	16	14	30	69	15	22	37	23	21	44	81
7/13	CON	W	87-77	18	28	46	23	18	41	87	32	13	45	12	20	32	77
7/17	IND	W	80-62	22	20	42	19	19	38	80	19	15	34	12	16	28	62
7/20	CHI	L	80-82	21	24	45	15	20	35	80	21	14	35	21	26	47	82
7/25	SEA	W	68-60	21	19	40	11	17	28	68	19	10	29	17	14	31	60
7/28	@SAS	W	85-73	22	17	39	21	25	46	85	12	23	35	19	19	38	73
7/30	DAL	W	95-74	30	19	49	30	16	46	95	20	22	42	18	14	32	74
8/4	NYL	W	87-74	29	15	44	25	18	43	87	23	21	44	11	19	30	74
8/6	@DAL	L	79-85	21	19	40	17	22	39	79	18	23	41	22	22	44	85
8/11	@MIN	W	70-64	20	16	36	21	13	34	70	20	16	36	8	20	28	64
8/13	@NYL	L	69-83	27	8	35	21	13	34	69	16	28	44	18	21	39	83
8/16	@WAS	W	95-62	22	29	51	22	22	44	95	18	18	36	15	11	26	62
8/18	@CHI																
8/22	SAS																
8/24	@PHO																
8/27	MIN																
9/1	ATL																
9/3	CON																

## 2017 RECORD WHEN...

QUICK OVERVIEW	RECORD
Overall	20-8
Home	12-1
Road	8-7
vs. Western Conference	9-4
vs. Eastern Conference	11-4

BREAKDOWN	RECORD
vs. teams .500+ (day of game)	9-2
vs. teams sub .500 (day of game)	11-6
Games 1-10	7-3
Games 11-20	7-3
Games 21-34	6-2
Pre All-Star Break	14-6
Post All-Star Break	6-2

DAYS OF REST	
Back-to-back games	1-0
1 day between games	3-3
2 days between games	5-1
3 days between games	4-3
4+ days between games	7-1

BY DAY	RECORD	HOME	ROAD
Monday	1-0	1-0	
Tuesday	5-0	3-0	2-0
Wednesday	1-1		1-1
Thursday	2-2	2-1	0-1
Friday	5-1	2-0	3-1
Saturday	3-2	1-0	2-2
Sunday	3-2	3-0	0-2

BY MONTH	RECORD	HOME	ROAD
May	3-2	2-0	1-2
June	8-1	4-0	4-1
July	6-3	5-1	1-2
August	3-2	1-0	2-2
September			

SPARKS RECORD WHEN	RECORD
Shooting 45%+	15-4
Shooting sub 45%	5-4
Opponents shooting 45%+	5-5
Opponents shooting sub 45%	15-3
Bench outscores opponent bench	10-2
Bench outscored by opponent bench	8-6
Bench scoring is tied	2-0
Tied or more points in the paint	15-4
Fewer points in the paint	5-4
Score 70 + points	19-6
Score sub 70 points	1-2
Score 75+ points	18-5
Score sub 75 points	1-3
Opponent scores 75+ points	8-8
Opponent sub 75 points	12-0
More/tied rebounds than opponent	10-1
Fewer rebounds than opponent	10-7

STARTING LINEUPS	RECORD
Alana Beard, Nneka Ogumike, Tiffany Jackson-Jones, Riquna Williams, and Chelsea Gray	1-0
Essence Carson, Nneka Ogumike, Candace Parker, Alana Beard, and Chelsea Gray	9-5
Alana Beard, Nneka Ogumike, Candace Parker, Riquna Williams, and Chelsea Gray	4-1
Alana Beard, Nneka Ogumike, Candace Parker, Odyssey Sims, and Chelsea Gray	6-2



## 2017 REGULAR SEASON SUPERLATIVES

### LOS ANGELES SPARKS HIGHS

Points, Game.....	99 vs Washington 5/19
Points, First Half.....	59 vs Washington 5/19
Points, Second Half.....	54 @ New York 5/30
Points, 1Q.....	38 vs Phoenix 6/18
Points, 2Q.....	29 @ Washington 8/16
Points, 3Q.....	30, 2 times
Points, 4Q.....	29 @ Atlanta 5/27
Points, Overtime.....	-
Field Goals Made, 1H.....	22, 2 times
Field Goals Att, 1H.....	41, 2 times
Field Goal %, 1H.....	67.7% 2 times
Field Goals Made, 2H.....	21 @ New York 5/30
Field Goals Att, 2H.....	40 vs Dallas 7/30
Field Goal %, 2H.....	65.6% @ New York 5/30
Field Goals Made,Game..	40, 2 times
Field Goals Att,Game.....	72, 2 times
Field Goal %,Game.....	61.5% @ Washington 8/16
3FG Made, Game.....	10 vs Washington 5/19
3FG Att, Game .....	23, 2 times
3FG Percentage, Game....	60.0% @ Washington 8/16
Free Throws Made.....	31 vs Chicago 6/6
Free Throws Att.....	40 vs Chicago 6/6
FT Percentage.....	100% @ Dallas 6/9
Offensive Rebounds....	13 vs Seattle 7/25
Defensive Rebounds...	33 vs Dallas 7/30
Total Rebounds.....	41 vs Dallas 7/30
Assists.....	28 vs Dallas 7/30
Steals.....	14 vs Seattle 5/13
Turnovers.....	21 @ Atlanta 5/27
Blocked Shots.....	7, 3 times
Personal Fouls.....	21, 2 times

### OPPONENT HIGHS

Points, Game.....	96 @ Dallas 6/9
Points, First Half.....	48 vs Washington 5/19
Points, Second Half.....	55 @ Dallas 6/9
Points, 1Q.....	32 vs Connecticut 7/13
Points, 2Q.....	28 @ New York 8/13
Points, 3Q.....	27 @ Indiana 5/24
Points, 4Q.....	35 vs Dallas 6/13
Points, Overtime.....	-
Field Goals Made, 1H.....	17, 3 times
Field Goals Att, 1H.....	39, 2 times
Field Goal %, 1H.....	59.3% vs Seattle 5/13
Field Goals Made, 2H.....	20 @ Indiana 5/24
Field Goals Att, 2H.....	40 @ Dallas 8/6
Field Goal %, 2H.....	58.8% @ Indiana 5/24
Field Goals Made,Game..	36 @ Indiana 5/24
Field Goals Att,Game	79 @ Dallas 8/6
Field Goal %, Game	53.7% @ Indiana 5/24
3FG Made.....	11 @ Indiana 5/24
3FG Att.....	28 vs Dallas 7/30
3FG Percentage.....	68.8% @ Indiana 5/24
Free Throws Made.....	30 vs Dallas 7/30
Free Throws Att.....	33 vs Dallas 7/30
FT Percentage.....	94.7% vs Washington 5/19
Offensive Rebounds....	16, 2 times
Defensive Rebounds...	31 @ Dallas 8/6
Total Rebounds.....	47 @ Dallas 8/6
Assists.....	25 @ Atlanta 6/30
Steals.....	12 vs Connecticut 7/13
Turnovers.....	24 vs Seattle 5/13
Blocked Shots.....	7 vs Seattle 5/13
Personal Fouls.....	28 vs Chicago 6/6

**Largest lead at any time....** 33, 2 times  
**Largest deficit at any time...** 19 at Minnesota 7/6

### LOS ANGELES SPARKS LOWS

-Points, Game.....	69 vs Seattle 7/25
-Points, First Half.....	30 vs Washington 7/2
-Points, Second Half.....	28 vs Seattle 7/25
-Points, 1Q.....	14 @ Minnesota 7/6
-Points, 2Q.....	8 @ New York 8/13
-Points, 3Q.....	10 @ Indiana 5/24
-Points, 4Q.....	13, 2 times
-Points, Overtime.....	-
-Field Goals Made, 1H...	10 @ New York 5/30
-Field Goals Att, 1H.....	27 vs San Antonio 6/15
-Field Goal %, 1H.....	33.3% @ New York 5/30
-Field Goals Made, 2H....	9 vs Chicago 6/6
-Field Goals Att, 2H.....	26 @ Atlanta 6/30
-Field Goal %, 2H.....	28.1% vs Chicago 6/6
-Field Goals Made,Game..	22 vs Chicago 6/6
-Field Goals Att,Game.....	56 vs San Antonio 6/15
-Field Goal %,Game.....	34.4% vs Chicago 6/6
-3FG Made, Game.....	2, 3 times
-3FG Att, Game.....	11 @ Dallas 6/9
-3FG Percentage, Game..	13.3% @ Dallas 8/6
-Free Throws Made.....	4 vs Seattle 5/13
-Free Throws Att.....	8 vs Seattle 5/13
-FT Percentage.....	50.0% vs Seattle 5/13
-Offensive Rebounds....	3, 2 times
-Defensive Rebounds...	17 vs Seattle 5/13
-Total Rebounds.....	22, 2 times
-Assists.....	10 @ Seattle 7/8
-Steals.....	3 @ Atlanta 5/27
-Turnovers.....	6 vs New York 8/4
-Blocked Shots.....	0 vs Seattle 5/13
-Personal Fouls.....	10 vs Chicago 7/20

### OPPONENT LOWS

-Points, Game.....	59 vs Phoenix 6/18
-Points, First Half.....	26 vs San Antonio 6/15
-Points, Second Half.....	22 vs Washington 7/2
-Points, 1Q.....	8 vs Dallas 6/13
-Points, 2Q.....	9 @ Atlanta 5/27
-Points, 3Q.....	8 @ Minnesota 8/11
-Points, 4Q.....	11, 3 times
-Points, Overtime.....	-
-Field Goals Made, 1H...	10, 2 times
-Field Goals Att, 1H.....	27, 3 times
-Field Goal %, 1H.....	29.4% vs Dallas 7/30
-Field Goals Made, 2H...	8 vs Phoenix 6/18
-Field Goals Att, 2H.....	23 vs SEA 5/13, @ SEA 7/8
-Field Goal %, 2H.....	24.2 vs Phoenix 6/18
-Field Goals Made,Game..	19 vs Dallas 7/30
-Field Goals Att,Game	53 vs Seattle 7/25
-Field Goal %, Game.....	28.8% vs Dallas 7/30
-3FG Made.....	2 @ Atlanta 5/27
-3FG Att.....	10, 2 times
-3FG Percentage.....	16.7% @ Atlanta 5/27
-Free Throws Made.....	6 @ New York 5/30
-Free Throws Att.....	8 vs Seattle 5/13
-FT Percentage.....	50.0%, 2 times
-Offensive Rebounds....	3 vs Seattle 5/13
-Defensive Rebounds...	13 @ Washington 8/16
-Total Rebounds.....	21 vs Dallas 7/30
-Assists.....	10 vs Washington 7/2
-Steals.....	3, 2 times
-Turnovers.....	8 @ Indiana 5/24
-Blocked Shots.....	0, 2 times
-Personal Fouls.....	11 @ Minnesota 7/6

## 2017 INDIVIDUAL HIGH PERFORMANCES

### Sparks Individual Highs:

Points..... 29 Nneka Ogumike vs Connecticut 7/13  
 Field Goals Made... 11 Nneka Ogumike at Dallas 6/9  
     Candace Parker at Dallas 6/9  
 Field Goals Att..... 20 Nneka Ogumike vs Seattle 5/13  
     Nneka Ogumike at Dallas 6/9  
     Candace Parker at Dallas 6/9  
     Nneka Ogumike vs Chicago 7/20  
 FG% (Min. 8 FGM)..... 88.9% (8-9) Nneka Ogumike vs Phoenix 6/18  
 3FG Made..... 6 Sydney Wiese vs Washington 5/19  
 3FG Att..... 10 Sydney Wiese vs Washington 5/19  
 Free Throws Made.... 10 Nneka Ogumike at Indiana 5/24  
 Free Throws Att..... 11 Nneka Ogumike at Indiana 5/24  
     Nneka Ogumike vs Chicago 6/6  
 FT%(Min. 8 FTM)..... 100% (9-9) Nneka Ogumike vs Washington 5/19  
 Offensive Rebounds 7 Candace Parker vs Washington 7/2  
 Defensive Rebounds 17 Candace Parker at San Antonio 7/28  
 Total Rebounds..... 17 Candace Parker at San Antonio 7/28  
 Assists..... 11 Candace Parker at San Antonio 7/28  
 Steals..... 5 Alana Beard vs Seattle 5/13  
 Turnovers..... 7 Candace Parker vs Connecticut 7/13  
 Blocked Shots..... 5 Candace Parker at Connecticut 6/27  
 Personal Fouls..... 6 Essence Carson at Phoenix 6/10  
 Minutes Played..... 37:56 Candace Parker at Dallas 6/9

### Opponent Individual Highs:

Points..... 28 Diggins-Smith vs Dallas 6/13  
 Field Goals Made... 11 Tina Charles at New York 5/30  
     Glory Johnson at Dallas 6/9  
 Field Goals Att..... 21 Tina Charles at New York 8/13  
 FG% (Min. 8 FGM)... 66.7% (10-15) Isabelle Harrison vs San Antonio 6/15  
 3FG Made..... 6 Diana Taurasi at Phoenix 6/10  
 3FG Att..... 10 Diana Taurasi at Phoenix 6/10  
     Diana Taurasi vs Phoenix 6/18  
 Free Throws Made... 12 Skylar Diggins-Smith vs Dallas 6/13  
 Free Throws Att..... 13 Skylar Diggins-Smith vs Dallas 6/13  
 FT%(Min. 8 FTM)..... 100% (10-10) Elena Delle Donne vs Washington 5/19  
     (8-8) Breanna Stewart at Seattle 7/8  
     (8-8) Kayla McBride at San Antonio 7/28  
 Offensive Rebounds 10 Jonquel Jones at Connecticut 6/27  
 Defensive Rebounds 11 Glory Johnson at Dallas 8/6  
 Total Rebounds..... 17 Jonquel Jones at Connecticut 6/27  
 Assists..... 14 Courtney Vandersloot vs Chicago 7/20  
 Steals..... 5 Jasmine Thomas vs Connecticut 7/13  
 Turnovers..... 9 Jewell Loyd vs Seattle 5/13  
 Blocked Shots..... 6 Breanna Stewart vs Seattle 7/25  
 Personal Fouls..... 6 Tiffany Hayes at Atlanta 6/30  
 Minutes Played ..... 38:19 Brianna Holmes at Atlanta 5/27

## 2017 TOP INDIVIDUAL PERFORMANCES

### POINTS

29 Nneka Ogumike vs Connecticut 7/13  
 28 Nneka Ogumike at Dallas 6/9  
 27 Nneka Ogumike at Minnesota 7/6  
 25 Chelsea Gray at Atlanta 5/27  
 25 Candace Parker at Dallas 6/9  
 24 Nneka Ogumike at Indiana 5/24  
 24 Chelsea Gray at Phoenix 6/10  
 24 Chelsea Gray vs Dallas 6/13  
 24 Nneka Ogumike vs Chicago 7/20  
 24 Candace Parker vs New York 8/4  
 23 Nneka Ogumike vs Seattle 5/13  
 23 Nneka Ogumike vs Washington 5/19  
 23 Candace Parker vs Dallas 7/30

### FIELD GOALS

11 Candace Parker at Dallas 6/9  
 11 Nneka Ogumike at Dallas 6/9  
 10 Nneka Ogumike vs Seattle 5/13  
 10 Nneka Ogumike at Minnesota 7/6  
 10 Nneka Ogumike vs Connecticut 7/13  
 10 Candace Parker vs Dallas 7/30  
 10 Nneka Ogumike vs Dallas 7/30  
 9 Odyssey Sims vs Seattle 5/13  
 9 Chelsea Gray at Atlanta 5/27  
 9 Nneka Ogumike at New York 5/30  
 9 Nneka Ogumike at Connecticut 6/27  
 9 Candace Parker at Atlanta 6/30

### 3-PT. FIELD GOALS

6 Sydney Wiese vs Washington 5/19  
 4 Chelsea Gray vs Connecticut 7/13  
 3 Chelsea Gray, 5 times  
 3 Nneka Ogumike vs Seattle 5/13  
 3 Candace Parker vs Dallas 6/13  
 3 Essence Carson at Indiana 5/24  
 3 Riquna Williams vs Phoenix 6/18  
 3 Candace Parker vs New York 8/4  
 3 Candace Parker at Minnesota 8/11

### FREE THROWS

10 Nneka Ogumike at Indiana 5/24  
 9 Nneka Ogumike vs Washington 5/19  
 9 Nneka Ogumike vs Chicago 6/6  
 8 Chelsea Gray vs San Antonio 6/15

### TOTAL REBOUNDS

17 Candace Parker at San Antonio 7/28  
 14 Nneka Ogumike at Minnesota 7/6  
 13 Nneka Ogumike at Dallas 6/9  
 13 Candace Parker at Indiana 6/24  
 13 Candace Parker at Atlanta 6/30  
 12 Candace Parker at Indiana 5/24  
 12 Nneka Ogumike vs Indiana 7/17  
 11 Candace Parker at New York 5/30  
 11 Nneka Ogumike vs Chicago 6/6  
 11 Candace Parker vs Washington 7/2  
 11 Nneka Ogumike vs Connecticut 7/13

### OFFENSIVE REBOUNDS

7 Candace Parker vs Washington 7/2  
 6 Nneka Ogumike at Minnesota 7/6  
 5 Nneka Ogumike at Dallas 6/9  
 4 Nneka Ogumike at Atlanta 5/27  
 4 Nneka Ogumike at New York 5/30

### DEFENSIVE REBOUNDS

17 Candace Parker at San Antonio 7/28  
 13 Candace Parker at Indiana 6/24  
 11 Candace Parker at Indiana 5/24  
 10 Nneka Ogumike vs Chicago 6/6  
 10 Candace Parker at Atlanta 6/30  
 10 Nneka Ogumike vs Connecticut 7/13  
 10 Nneka Ogumike vs Indiana 7/17

### BLOCKED SHOTS

5 Candace Parker at Connecticut 6/27  
 4 Candace Parker vs Indiana 7/17  
 4 Candace Parker at San Antonio 7/28  
 3 Candace Parker at Atlanta 5/27  
 3 Candace Parker vs Phoenix 6/18

### ASSISTS

11 Candace Parker at San Antonio 7/28  
 8 Chelsea Gray vs Seattle 5/13  
 8 Chelsea Gray at Phoenix 6/10  
 8 Chelsea Gray vs Dallas 7/30  
 8 Odyssey Sims vs Dallas 7/30  
 7 Candace Parker at Indiana 6/24  
 7 Odyssey Sims at Washington 8/16  
 6 Odyssey Sims vs Seattle 5/13  
 6 Candace Parker at Indiana 5/24  
 6 Candace Parker at Atlanta 5/27  
 6 Chelsea Gray at New York 5/30  
 6 Candace Parker vs Phoenix 6/18  
 6 Chelsea Gray at Seattle 7/8  
 6 Candace Parker vs Connecticut 7/13  
 6 Nneka Ogumike vs Indiana 7/17  
 6 Chelsea Gray vs Chicago 7/20

### STEALS

5 Alana Beard vs Seattle 5/13  
 4 Alana Beard vs Chicago 6/6  
 4 Nneka Ogumike at New York 5/30  
 4 Nneka Ogumike vs Chicago 6/6  
 4 Nneka Ogumike at Phoenix 6/10  
 4 Candace Parker vs Chicago 7/20  
 4 Candace Parker at Dallas 8/6  
 4 Odyssey Sims at Washington 8/16

### TURNOVERS

7 Candace Parker vs Connecticut 7/13  
 6 Chelsea Gray at Atlanta 5/27  
 6 Nneka Ogumike at Atlanta 6/30  
 5 Candace Parker at Atlanta 5/27  
 5 Candace Parker at Indiana 6/24  
 5 Candace Parker at Atlanta 6/30  
 5 Candace Parker at Dallas 8/6  
 5 Odyssey Sims at Dallas 8/6

### MINUTES PLAYED

37:56 Candace Parker at Dallas 6/9  
 37:53 Nneka Ogumike vs Seattle 5/13  
 37:28 Chelsea Gray at Minnesota 8/11  
 37:12 Alana Beard vs San Antonio 6/15  
 37:08 Odyssey Sims at Washington 8/16  
 36:52 Chelsea Gray at Connecticut 6/27  
 36:41 Nneka Ogumike at Minnesota 8/11

## 2017 OFFENSIVE TALLIES

PLAYER	G-GS	10-19 PTS	20-29 PTS	30+ PTS	10+ REB	5+ AST	DBL-DBL	TPL-DBL
Alana Beard	28-28	10				2		
Essence Carson	18-14	3						
Maimouna Diarra	8-0							
Chelsea Gray	28-28	18	5			10		
Sandrine Gruda	3-0							
Tiffany Jackson-Jones	21-1							
Jantel Lavender	26-0	5						
Nneka Ogwumike	28-28	12	15		7	1	7	
Candace Parker	27-27	16	9		8	12	8	1
Odyssey Sims	25-8	5	3			8		
Sydney Wiese	24-0		1					
Riquna Williams	21-6	8						

## 2017 OFFENSIVE LEADERS (INCLUDES TIES)

PLAYER	MINUTES	POINTS	REBOUNDS	ASSISTS	STEALS	BLOCKS
Alana Beard	7			1	9	5
Essence Carson					2	2
Maimouna Diarra						
Chelsea Gray	12	6	1	11	2	3
Sandrine Gruda						
Tiffany Jackson-Jones			1			2
Jantel Lavender			1			2
Nneka Ogwumike	4	14	12	1	10	5
Candace Parker	5	8	16	12	8	24
Odyssey Sims	1	2		5	3	1
Sydney Wiese						2
Riquna Williams					4	1

## 2016 REGULAR SEASON SUPERLATIVES

### LOS ANGELES SPARKS HIGHS

Points, Game.....	102 at New York 9/7
Points, First Half.....	49 (2 times)
Points, Second Half.....	56 (2 times)
Points, 1Q.....	30 vs. Connecticut 6/24
Points, 2Q.....	26 (3 times)
Points, 3Q.....	32 vs. Atlanta 9/4
Points, 4Q.....	28 vs. Chicago 7/17
Points, Overtime.....	11 vs. Washington 5/26
Field Goals Made.....	40 at New York 9/7
Field Goals Att.....	75 at Chicago 9/2
Field Goal Percentage.....	61.4 vs. Connecticut 6/24
3FG Made.....	12 vs. Phoenix 6/3
3FG Att.....	28 vs. Chicago 7/17
3FG Percentage.....	50% (2 times)
Free Throws Made.....	25 at Indiana 6/12
Free Throws Att.....	29 vs. Connecticut 5/28
FT Percentage.....	100% (3 times)
Offensive Rebounds....	14 vs. Phoenix 6/3
Defensive Rebounds...	36 vs. San Antonio 7/20
Total Rebounds.....	41 at New York 9/7
Assists.....	28 vs. Chicago 7/17
Steals.....	10 (3 times)
Turnovers.....	24 at Los Angeles 5/15
Blocked Shots.....	9 vs. San Antonio 7/20
Personal Fouls.....	23 (4 times)

### OPPONENT HIGHS

Points, Game.....	96 (2 times)
Points, First Half.....	56 vs. Chicago 7/17
Points, Second Half.....	52 (2 times)
Points, 1Q.....	36 vs. Chicago 7/17
Points, 2Q.....	31 at Indiana 6/1
Points, 3Q.....	32 at Minnesota 8/28
Points, 4Q.....	34 at Indiana 6/12
Points, Overtime.....	13 vs. Washington 5/26
Field Goals Made.....	41 vs. Minnesota 6/19
Field Goals Att.....	85 vs. Connecticut 6/24
Field Goal Percentage.....	58.1% vs. Indiana 7/10
3FG Made.....	11 (2 times)
3FG Att.....	26 vs. Connecticut 6/24
3FG Percentage.....	69.2% vs. Chicago 7/17
Free Throws Made.....	27 at Indiana 6/12
Free Throws Att.....	30 at Indiana 6/12
FT Percentage.....	100% at Phoenix 9/15
Offensive Rebounds....	16 (2 times)
Defensive Rebounds...	34 at San Antonio 6/14
Total Rebounds.....	45 at San Antonio 6/14
Assists.....	30 vs. Minnesota 6/19
Steals.....	13 at Dallas 6/16
Turnovers.....	17 (2 times)
Blocked Shots.....	10 at Atlanta 7/6
Personal Fouls.....	26 (2 times)

### LOS ANGELES SPARKS LOWS

Points, Game.....	62 at Phoenix 9/15
Points, First Half.....	26 at Los Angeles 5/15
Points, Second Half.....	30 vs. Minnesota 5/22
Points, 1Q.....	11 at New York 7/6
Points, 2Q.....	7 vs. San Antonio 7/20
Points, 3Q.....	10 vs. Minnesota 5/22
Points, 4Q.....	10 at Atlanta 7/6
Points, Overtime.....	---
Field Goals Made.....	21 at Phoenix 9/15
Field Goals Att.....	49 at Los Angeles 5/15
Field Goal Percentage.....	35.0 at Phoenix 9/15
3FG Made.....	1 at Los Angeles 5/15
3FG Att.....	10 at Los Angeles 5/15
3FG Percentage.....	10% at Los Angeles 5/15
Free Throws Made.....	8 (2 times)
Free Throws Att.....	9 at Connecticut 6/10
FT Percentage.....	61.5 % at New York 7/6
Offensive Rebounds....	1 (2 times)
Defensive Rebounds...	15 at Dallas 6/16
Total Rebounds.....	22 at Indiana 6/1
Assists.....	10 at Phoenix 9/15
Steals.....	3 at Washington 9/9
Turnovers.....	8 (2 times)
Blocked Shots.....	0 (2times)
Personal Fouls.....	12 vs. Washington 7/15

### OPPONENT LOWS

Points, Game.....	51 vs. Washington 7/15
Points, First Half.....	23 vs. Washington 7/15
Points, Second Half.....	28 vs. Washington 7/15
Points, 1Q.....	12 at Indiana 6/12
Points, 2Q.....	8 vs. Washington 7/15
Points, 3Q.....	8 vs. Minnesota 5/22
Points, 4Q.....	9 vs. Washington 7/15
Points, Overtime.....	---
Field Goals Made.....	20 vs. Washington 7/15
Field Goals Att.....	60 at San Antonio 7/8
Field Goal Percentage.....	29% vs. Washington 7/15
3FG Made.....	1 at Atlanta 7/6
3FG Att.....	7 at Minnesota 8/28
3FG Percentage.....	10% at Atlanta 7/6
Free Throws Made.....	5 vs. Washington 7/15
Free Throws Att.....	7 vs. Washington 7/15
FT Percentage.....	52.6% vs. Atlanta 6/28
Offensive Rebounds....	2 vs. Los Angeles 9/11
Defensive Rebounds...	16 (2 times)
Total Rebounds.....	22 vs. Connecticut 5/28
Assists.....	10 vs. Los Angeles 9/11
Steals.....	4 (3 times)
Turnovers.....	5 at Washington 9/9
Blocked Shots.....	0 (2 times)
Personal Fouls.....	15 at Washington 9/9



## SPARK PLUGS / COMMUNITY CORNER

### Sparks on the WNBA's All-Time Leader Boards

#### Career Points Leaders

21. Tina Charles	4640
22. Penny Taylor	4606
<b>23. Alana Beard</b>	<b>4546</b>
<b>24. Candace Parker</b>	<b>4454</b>
25. Jia Perkins	4370
26. Sophia Young-Malcolm	4300

#### Career Rebounds Leaders

15. Tangelia Smith	2335
<b>16. Candace Parker</b>	<b>2243</b>
17. Erika de Souza	2220
18. Crystal Langhorne	2206

#### Career Steals Leaders

2. Ticha Penicheiro	764
3. Sheryl Swoopes	657
<b>4. Alana Beard</b>	<b>640</b>
5. Katie Douglas	623

#### Career Assists Leaders

20. Dominique Canty	1051
21. Sheryl Swoopes	1037
22. Nikki Teasley	982
<b>22. Candace Parker</b>	<b>982</b>
<b>24. Alana Beard</b>	<b>981</b>
25. Kara Lawson	950

#### Career Blocks Leaders

7. Ruth Riley	505
8. Brittney Griner	470
<b>9. Candace Parker</b>	<b>464</b>
10. Taj McWilliams-Franklin	443

#### Career Field Goals Made Leaders

21. Angel McCoughtry	1728
<b>22. Alana Beard</b>	<b>1724</b>
23. Asjha Jones	1688
<b>24. Candace Parker</b>	<b>1685</b>

### #WeAreGirls Empowerment Workshop Series 2017

The fourth of seven girl empowerment engagements taking place this summer, our LeadHERship Academy: Let's W.E.R.K.I., will take place on August 12th from 1p-4p at the LA Sparks Front Office complex. 25-40 girls will come together to take part in leadership and self confidence-building exercises and activities, in addition to a segment on creative writing and expression through song writing and poetry. Guest speakers: #WeAreWomen Sparks Ambassadors Coach Kiana Shaw of the LeadHERship Academy, DeNike Turner-Stephens of Runway4Peace, and Mali Nicole, an LA Sparks MAGIC Moment musician.

The fifth of seven girl empowerment engagements taking place this summer, our Lead with Light: #WeAreWomen and #WeAreGirls Mentorship Day, will take place from August 21st to August 31st. Our nine official #WeAreGirls Youth Ambassadors will each spend time alongside one of our official #WeAreWomen Female Ambassadors for a day filled with professional development and mentorship. The LA Sparks #WeAreWomen Female Ambassadors come from walks of life and work all across the city at the business and nonprofit executive level.

The sixth of seven girl empowerment engagements taking place this summer, our My Body, My Mind: Three Cheers to Health, Fitness, & Wellness, will take place on August 26th from 1p-4p at the LA Sparks Front Office complex. 25-40 girls will come together to find their inner zen through yoga, meditation, and breast health awareness education. Guest speakers: LA County Dept of Public Health, Insight LA, and LA Care.

The final girl empowerment engagement of the 2017 season, Spark the School Year: Back-to-School Summit, will take place in October as the playoffs are in full swing. 100 girls will come together for an all-day event filled with college and career counsel, constructive study techniques, stress management exercises, positive social media, dating advice, personal brand management, and professional development. This year's Spark the School Year summit will take place in partnership with WomenSPEAK.

### Sparks Host Pink Day - Breast Health Awareness Game August 22

On August 22, the Sparks will host their annual Pink Day - Breast Health Awareness game against the San Antonio Stars. Los Angeles will feature and play in their all pink uniforms.

### Sparks Visit Smithsonian National Museum of African American History and Culture

On Tuesday, August 15, the Los Angeles Sparks visited the Smithsonian National Museum of African American History and Culture. This was the team's first visit since the museum opened.

The National Museum of African American History and Culture is the only national museum devoted to the documentation of African American life, history, and culture. It was established by Act of Congress in 2003, following decades of efforts to promote and highlight the contributions of African Americans. To date, the Museum has collected more than 36,000 artifacts and nearly 100,000 individuals have become charter members. The Museum opened to the public on September 24, 2016, as the 19th and newest museum of the Smithsonian Institution.

For more information about the museum, please visit: [nmaahc.si.edu](http://nmaahc.si.edu).

### #WeAreWomen Woman of the Year Award & #WeAreGirls Essay Scholarship Ceremonies 2017

This is the third year of the #WeAreWomen female empowerment campaign and culminates this season with the Woman of the Year Award recognizing Los Angeles-based women who work everyday to inspire those around them to work harder, reach higher, and give more. Eight nominees will be honored at halftime during the MN Lynx vs. LA Sparks game on Sunday, August 27, 2017.

This is the second year of the #WeAreGirls essay scholarship campaign. The LA Sparks are set to award one \$3,000 scholarship to a girl currently enrolled in the 5th-8th grade, and one \$3,000 scholarship to a girl currently enrolled in the 9th-12th grade. Topic this year was "How do you define your legacy?". The two scholarship winners will be honored at halftime during the MN Lynx vs. LA Sparks game on Sunday, August 27, 2017.

### Driven 2 Hoop Financial Literacy Program 2017

On August 27th, the LA Sparks, in partnership with marquee sponsor EquiTrust, will host the final of five financial literacy educational experiences. This last installment of Driven2Hoop will take place before the #WeAreWomen home game at Staples Center against the MN Lynx. The LA Sparks will welcome 100 4th and 5th graders from Watts-based elementary schools for the one hour lesson followed by the Lynx vs. Sparks basketball game. In addition to the financial literacy education - all youth participants receive VIP Staples Center treatment, Sparks t-shirts, and free Levy Restaurant food vouchers.

## 2017 LOS ANGELES SPARKS SOCIAL MEDIA ROSTER

NO	PLAYER	TWITTER HANDLE	WEBSITE
0	Alana Beard	@Alanabeard20	
17	Essence Carson	@Pr3pe	https://soundcloud.com/PR3PE
26	Maimouna Diarra		
12	Chelsea Gray	@cgray209	
7	Sandrine Gruda	@Sandrine_Gruda	http://www.sandrinegruda.fr/news/
33	Tiffany Jackson-Jones	@tiffjack3	
42	Jantel Lavender	@jlav42	
30	Nneka Ogwumike	@Nnemkadi30	https://www.instagram.com/nnemkadi/
3	Candace Parker	@Candace_Parker	http://candaceparker.com/
1	Odyssey Sims	@Lucky_Lefty0	
24	Sydney Wiese	@swiesebaby24	https://www.instagram.com/swiesebaby24/
2	Riquna Williams	@riquna_w	
	Brian Agler	@brian_agler	
	Tonya Edwards		
	Bobby Kelsey	@BobbieKelsey	
	Los Angeles Sparks Official	@LA_Sparks	http://sparks.wnba.com/

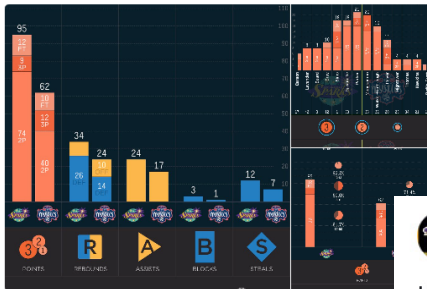
## 2017 LOS ANGELES SPARKS ON SOCIAL MEDIA



HoopsViz  
@HoopsViz

Follow

.@Nnemkadi30 @Candace\_Parker  
@Lucky\_Lefty0 combine for 59p 6r 9a.  
Sparks defeat Mystics 95 - 62



6:20 PM - 16 Aug 2017

2 Retweets 3 Likes



Los Angeles Sparks  
@LA\_Sparks

Following

Happy Birthday @MagicJohnson from your  
LA Sparks family. Wishing you another year of  
blessings and success. #GoSparks



14 Aug 2017

Nnemkadi Ogwumike  
@Nnemkadi30

Follow

A huge thank you to everyone that made our  
visit to the @NMAAHC a spectacular one!



8:28 PM - 15 Aug 2017

18 Retweets 140 Likes



WNBA  
@WNBA

Follow

An @LA\_Sparks selfie in D.C.!

@jlav42's Snapchat takeover continues  
leading up to tip-off (7 pm/et, ESPN2)... 📺 :  
wnba



10:22 AM - 16 Aug 2017

25 Retweets 84 Likes

Los Angeles Sparks  
@LA\_Sparks

Following

What a day at the @NMAAHC Proud to visit  
a part of history. #SparktheCommunity



8:06 PM - 15 Aug 2017 from Los Angeles, CA

32 Retweets 130 Likes



## BRIAN AGLER BIOGRAPHY

WNBA Head Coaching Record: 244-205  
Los Angeles Sparks Head Coaching Record: 60-36  
Seasons in the WNBA: 14th Season  
Seasons with the Sparks: 3rd Season

### HEAD COACH BRIAN AGLER

---

On Jan. 5, 2015, Agler became the 12th head coach in Los Angeles Sparks history, bringing with him over 30 years of head-coaching experience, including 11 in the WNBA. In his first season with LA, Agler led the Sparks to a league-best 15th postseason appearance. Just one year later he led them to a 26-8 regular season mark and the 2016 WNBA championship, the third league title in the franchise's history.

Along the way, three Sparks players earned major WNBA awards in 2016 -- Nneka Ogwumike (league MVP); Candace (Finals MVP); and Jantel Lavender (Sixth Woman of the Year). The 2016 championship, when coupled with the one captured by his Seattle Storm in 2010, made Agler the first head coach in WNBA history to guide two different franchises to a title.

The all-time winningest coach in women's professional basketball history in the U.S. with 296 regular-season victories, Agler enters the 2017 campaign with 224 wins as a WNBA head coach and 72 from his tenure in the ABL. On June 6, 2017, when the Sparks faced the Chicago Sky at the Staples Center, Head Coach Brian Agler notched his **300th regular season career win as a head coach**.

Immediately prior to joining the Sparks, Agler spent seven seasons (2008-14) at the helm of the Storm, guiding Seattle to the playoffs in each of his first six campaigns and compiling an overall regular-season record of 136-102 (.571) during his tenure there. In 2010, when Agler was recognized as the WNBA Coach of the Year, his Storm – led by league MVP Lauren Jackson and All-Star Sue Bird – captured the franchise's second WNBA title with an impressive regular 28-6 season record and a 7-0 run through the postseason.

Agler first joined the WNBA as Head Coach and GM of the expansion Minnesota Lynx from 1999-2002, where he compiled a 42-54 (.438) record. Following that, Agler was an assistant with the Phoenix Mercury in 2004 before spending 2005-07 as an assistant with the San Antonio Stars.

Agler's move to the WNBA's Lynx in 1999 followed three seasons as head coach of the ABL's Columbus Quest from 1996-1999, when his teams compiled a 72-18 regular-season record and a 10-4 mark in the postseason. Agler led the Quest to back-to-back ABL championships in 1997 and 1998 and was the ABL Coach of the Year for the 1996-97 campaign.

Agler spent 15 seasons coaching in the collegiate ranks, including 13 seasons as a head coach. He posted an impressive collegiate record of 248-135 (.648 winning percentage). From 1993-96 he served as the head women's basketball coach at Kansas State. In 1998, Agler took over as the head women's coach at the University of Missouri-Kansas City. In five seasons at UMKC, Agler was 85-54 and took the Kangaroos from a 9-16 record in 1988-89 to four straight winning seasons. Under his direction, UMKC led the NCAA in scoring defense three straight seasons (1990-93). In 1991, UMKC set an NCAA record, allowing just 51.8 points per game.

As the head women's basketball coach at Northeast Oklahoma A&M Junior College from 1984-88, Agler compiled a 124-42 record. In 1985-86, NEO A&M ranked second nationally at 30-2.

Agler attended Wittenberg University (Springfield, Oh.), where he starred on the basketball team, leading the Tigers to their only NCAA Division III basketball championship in basketball as a freshman. He started all 112 games during his career, leaving the school as the all-time assist leader (481). Agler was the MVP of the Ohio Athletic Conference and first-team All-America as a senior. In 1995, he was inducted into the Wittenberg Hall of Honor.

## BRIAN AGLER BIOGRAPHY

### BRIAN AGLER BY THE NUMBERS

#### WNBA CAREER HEAD COACHING STATS

Season	Team	Record	Pct.	Playoffs.
2017	Los Angeles Sparks	20-8	.714	
2016	Los Angeles Sparks	26-8	.765	6-3
2015	Los Angeles Sparks	14-20	.412	1-2
2014	Seattle Storm	12-22	.353	
2013	Seattle Storm	17-17	.500	0-2
2012	Seattle Storm	16-18	.471	1-2
2011	Seattle Storm	21-13	.618	1-2
2010	Seattle Storm	28-6	.824	7-0
2009	Seattle Storm	20-14	.588	1-2
2008	Seattle Storm	22-12	.647	1-2
2002	Minnesota Lynx	6-13	.316	
2001	Minnesota Lynx	12-20	.375	
2000	Minnesota Lynx	15-17	.469	
1999	Minnesota Lynx	15-17	.469	
<b>WNBA TOTALS</b>		<b>244-205</b>	<b>.544</b>	<b>18-15 .545</b>

#### ABL CAREER HEAD COACHING STATS

Season	Team	Record	Pct.	Playoffs.	Pct.
1998-99	Columbus Quest	5-1	.833		
1997-98	Columbus Quest	36-8	.818	5-2	
1996-97	Columbus Quest	31-9	.775	5-2	
<b>ABL TOTALS</b>		<b>72-18</b>	<b>.800</b>	<b>10-4</b>	<b>.714</b>

#### CAREER HEAD COACHING STATS

League	Record	Pct.	Playoffs.	Pct.
WNBA	244-205	.537	18-15	.545
ABL	72-18	.800	10-4	.714
<b>CAREER TOTALS</b>	<b>316-223</b>	<b>.585</b>	<b>28-19</b>	<b>.596</b>



#0	ALANA BEARD	GUARD/FORWARD	5-11	5/14/84	DUKE	EXP: 11
----	-------------	---------------	------	---------	------	---------

2017 Regular Season Averages:

G-GS	PPG	RPG	APG	SPG	BPG	MPG	FG%	3FG%	FT%
28-28	7.6	3.1	2.5	2.0	0.5	31.5	53.0	27.8	79.5

	2017 Season Highs	Career Highs
PTS	18 vs CHI 6/6	33, @ PHO 6/4/08
REB	6 @ CON 6/17	10, 2 Times
AST	5, 3 times	10, @ SAN 6/28/12
STL	5 vs SEA 5/13	7, 3 Times
BLK	2, 2 times	4, 2 Times
FGM	7 vs CHI 6/6	13, vs SEA 7/23/06
3FGM	1, 5 times	6, @ ATL 6/3/08
FTM	7 vs NYL 5/30	11 (2 times)
MINs	37, 2 times	48, vs IND 6/18/05

## 2017 NOTABLES

**-League leader in steals, averaging 2.0 spg and has at least one steal in 26 of 28 games this season.**

-Played 23 minutes, shooting 4-7 from the field, had 3 rebounds, 4 assists, 2 steals, 1 block, and scored 8 points at Washington on 8/16.

-Played 31 minutes, shooting 0-4 from the field, had 3 rebounds, 2 assists, 1 steal, 2 blocks, and did not score at New York on 8/13.

-Played 34 minutes, shooting 1-3 from the field, had 5 rebounds, the game high with 3 steals, and scored 2 points at Minnesota on 8/11.

-Played 28 minutes, shot 2-3 from the field, 1-3 from the free-throw line, had 2 assists, 2 steals, and scored 5 points at Dallas on 8/6.

-Played 27 minutes, shot 1-1 from the field, had 4 rebounds, 2 assists, 3 steals, and scored 2 points against New York on 8/4.

-Played a season low 24 minutes, shooting 5-8 from the field, perfect 3-3 from the free-throw line, had 3 rebounds, 1 assist, 1 steal, and scored 13 points against Dallas on 7/30.

-Played 32 minutes, shot 5-6 from the field, had 1 rebound, 1 assist, 1 steal, 1 block, and scored 10 points at San Antonio on 7/28.

- Played 28 minutes, shot 2-6 from the field, had 4 rebounds, 2 assists, 3 steals, 2 blocks, and scored 4 points versus Seattle on 7/25.

## GAME BY GAME STATS

[illegible]

2017 Regular Season Averages:

G-GS	PPG	RPG	APG	SPG	BPG	MPG	FG%	3FG%	FT%
18-14	5.2	1.7	1.2	0.6	0.3	19.2	38.8	26.5	86.4

	2017 Season Highs	Career Highs
PTS	15 @ IND 5/24	28 VS. DET 9/10/09
REB	5 @ IND 5/24	11, vs. CHI 7/6/12
AST	4 @ WAS 8/16	7, @ CHI 6/30/15
STL	2 vs DAL 6/13, vs SAS 6/15	5, vs. CON 8/18/11
BLK	1, 4 Times	3, 3 Times
FGM	5 @ IND 5/24	11, 2 Times
3FGM	3 @ IND 5/24	4, vs. SAC 7/23/09
FTM	3 @ DAL 6/9, @ ATL 6/30	6, 2 Times
MINs	33 @ IND 5/24	46 (Indiana - 6/26/2008)

## 2017 NOTABLES

-Returned from her elbow strain injury and played 22 minutes, shooting 2-7 from the field, 2-2 from the free throw line, had 2 rebounds, set a season high 4 assists, 1 steal, and scored 6 points at Washington on 8/16.

-Did not play against Seattle 7/25, at San Antonio 7/28, against Dallas 7/30, against New York 8/4, at Dallas 8/6, at Minnesota 8/11, and at New York 8/13 due to an elbow strain.

-Played 14 minutes, shooting a perfect 2-2 from the field, had 1 assist, and scored 4 points versus Indiana on 7/17.

-Played 13 minutes, shooting 1-5 from the field, had 1 rebound, 2 assists, 1 steal, 2 blocks, and scored 2 points versus Connecticut on 7/13.

-Played 21 minutes, shooting 2-7 from the field, had 2 rebounds, 1 assist, 1 steal, and scored 4 points at Seattle on 7/8.

-Played 23 minutes, shooting 3-6 from the field, had 2 rebounds, 2 assists, and scored 6 points at Minnesota on 7/6.

-Played 9 minutes, shooting 0-4 from the field, had 1 rebound and did not score versus Washington on 7/2.

## GAME BY GAME STATS

[illegible]

2017 Regular Season Averages:

## 2017 NOTABLES

- Played 1 minute, had 1 rebound, her first career assists, and did not score at Washington on 8/16.
- Did not play at Dallas on 8/6, at Minnesota on 8/11, and at New York on 8/13 due to coach's decision.
- Played 2 minutes and did not score against New York on 8/4.
- Played 3 minutes, made her first career free-throw shooting 1-2 from the line, had 2 rebounds, her first career steal, and scored 1 point against Dallas on 7/30
- Did not play versus Chicago on 7/20, Seattle on 7/25, and at San Antonio on 7/28 due to coach's decision.
- Played 43 seconds, had 1 rebound, and did not score versus Indiana on 7/17.
- Played 27 seconds and did not score versus Connecticut on 7/13.
- Played 38 seconds and did not score at Seattle on 7/8.

[illegible]

2017 Regular Season Averages:

## 2017 NOTABLES

- Has scored in double figures in 23 of 28 games this season.
- Second in the league in three-point %, 45.3% and fourth in the league averaging 32.6 minutes.

-Name 2017 All-Star Reserve.

-Played 26 minutes, shooting 4-6 from the field, had 3 rebounds, 3 assists, 2 steals, and scored 10 points at Washington on 8/16.

-Played a team high 35 minutes, shooting 5-10 from the field, 3-6 from 3-point range, perfect 2-2 from the free throw line, had 1 rebound, 2 assists, 1 block, and scored 15 points at New York on 8/13.

-Played a career and season high tying 37 minutes, shot 8-17 from the field, 2-5 from 3-point range, perfect 5-5 from the free-throw line, had 3 rebounds, 3 assists, 2 steals, and scored the game high 23 points at Minnesota on 8/11.

- Played 36 minutes, shooting 3-11 from the field, perfect 6-6 from the free-throw line, had a season high 8 rebounds, game high 4 assists, 1 steal, and scored 12 points at Dallas on 8/6.

Date	Opponent	MIN	FG-A	PCT	3PM-A	PCT	FTM-A	PCT	OFF	DEF	TOT	AST	STL	BLK	TO	PF	PTS
5/13	SEA	28	6-13	46.2	2-3	66.7	0-0	0.0	1	1	2	8	2	0	1	4	14
5/19	WAS	31	6-12	50.0	0-1	0.00	4-4	100	2	1	3	4	1	0	2	4	16
5/24	@IND	32	6-11	54.6	3-4	75.0	1-1	100	0	2	2	2	1	0	3	1	16
5/27	@ATL	31	9-14	64.3	3-5	60.0	4-5	80.0	0	2	2	1	1	0	6	3	25
5/30	@NYL	34	3-7	42.9	0-1	0.00	2-2	100	1	2	3	6	1	1	2	3	8
6/6	CHI	31	2-10	20.0	0-3	0.00	1-3	33.3	0	4	4	5	0	1	0	1	5
6/9	@DAL	34	3-5	60.0	1-2	50.0	4-4	100	0	5	5	3	0	0	2	3	11
6/10	@PHO	36	8-13	61.5	1-4	25.0	7-10	70.0	0	3	3	8	1	1	2	3	24
6/13	DAL	33	8-10	80.0	1-2	50.0	7-7	100	0	4	4	5	1	0	1	5	24
6/15	SAS	33	5-9	55.6	1-1	100	8-9	88.9	0	2	2	3	1	0	4	3	19
6/18	PHO	23	4-7	57.1	1-2	50.0	3-4	75.0	1	4	5	3	0	0	1	2	12
6/24	@IND	35	6-13	46.2	2-3	66.7	3-3	100	0	4	4	4	0	0	3	3	17
6/27	@CON	37	5-7	71.4	0-0	0.00	5-7	71.4	0	2	2	5	1	0	3	0	15
6/30	@ATL	34	7-12	58.3	3-5	60.0	3-3	100	1	1	2	4	0	1	2	3	20
7/2	WAS	36	5-18	27.8	3-5	60.0	4-6	66.7	1	5	6	3	0	0	0	2	17
7/6	@MIN	34	6-13	46.2	3-6	50.0	1-2	50.0	0	0	0	2	2	0	4	3	16
7/8	@SEA	34	4-10	40.0	0-3	0.0	0-0	0.0	1	0	1	6	2	1	1	1	8
7/13	CON	31	6-11	54.5	4-5	80.0	1-1	100	1	1	2	3	1	0	2	2	17
7/17	IND	32	7-9	77.8	1-2	50.0	1-2	50.0	1	3	4	5	0	0	4	1	16
7/20	CHI	35	8-12	66.7	1-3	33.3	0-2	0.0	0	1	1	6	0	0	2	0	17
7/25	SEA	35	3-11	27.3	0-2	0.0	2-2	100	2	2	4	5	0	0	3	2	8
7/28	@SAS	27	3-6	50.0	1-3	33.3	0-0	0.0	0	1	1	3	1	0	3	2	7
7/30	DAL	32	7-12	58.3	2-4	50.0	0-0	0.0	0	7	7	8	3	1	1	3	16
8/4	NYL	29	5-9	55.6	1-2	50.0	0-0	0.0	1	6	7	3	1	0	2	2	11
8/6	@DAL	36	3-11	27.3	0-4	0.0	6-6	100	1	7	8	4	1	0	0	3	12
8/11	@MIN	37	8-17	47.1	2-5	40.0	5-5	100	0	3	3	3	2	0	2	1	23
8/13	@NYL	35	5-10	50.0	3-6	50.0	2-2	100	0	1	1	2	0	1	1	4	15
8/16	@WAS	26	4-6	66.7	0-0	0.0	2-2	100	2	1	3	3	2	0	2	3	10
8/18	@CHI																
8/22	SAS																
8/24	@PHO																
8/27	MIN																



2017 Regular Season Averages:									
<b>G-GS</b>	<b>PPG</b>	<b>RPG</b>	<b>APG</b>	<b>SPG</b>	<b>BPG</b>	<b>MPG</b>	<b>FG%</b>	<b>3FG%</b>	<b>FT%</b>
3-0	0.7	0.3	0	0	0	3.0	33.3	0	0

## **2017 NOTABLES**

- Played 5 minutes, collected her first rebound of the season, and did not score at Washington on 8/16.
- Played 2 minutes, shooting 1-2 from the field, and scored her first 2 points of the season at New York on 8/13.
- Did not play at Dallas on 8/6 and at Minnesota on 8/11 due to coach's decision.
- Made her first appearance in game action since signing with the team on July 28 and did not score against New York on 8/4.
- Did not play against Dallas on 7/30 due to coach's decision.
- Signed with Los Angeles on July 28.

[illegible]



2017 Regular Season Averages:

G-GS	PPG	RPG	APG	SPG	BPG	MPG	FG%	3FG%	FT%
26-0	6.8	3.3	1.0	0.3	0.2	17.3	46.4	33.3	80.0

	2017 Season Highs	Career Highs
PTS	18 @ SAS 7/28	25, Twice
REB	7, 2 times	13, 4 Times
AST	3, 6 times	5, vs CHI 6/6/14
STL	1, 7 Times	3, vs CHI 6/6/14
BLK	2 @ IND 6/24	5, @ SAN 8/23/15
FGM	8 @ SAS 7/28	11, Twice
3FGM	2 @ SAS 7/28	2 @ SAS 7/28
FTM	3 @ PHO 6/10, @ SEA 7/8	8, vs SAN 8/30/15
MINs	28 vs SEA 7/25	43, @ CON 6/26/15

## 2017 NOTABLES

- Came off the bench and played 20 minutes, shooting 4-7 from the field, tied her season high (and game high) with 7 rebounds, 3 assists, and led both benches scoring 8 points at Washington on 8/16.
- Played 17 minutes, shooting 3-8 from the field, had 5 rebounds, and led the Sparks bench scoring 6 points at New York on 8/13.
- Played 15 minutes, shot 1-5 from the field, perfect 2-2 from the free-throw line, had 2 rebounds, and scored 4 points at Minnesota on 8/11.
- Played 14 minutes, shot 1-5 from the field, had 1 rebound, and scored 2 points at Dallas on 8/6.
- Played 17 minutes, shot 2-4 from the field, had 4 rebounds, and scored 4 points against New York on 8/4.
- Played 21 minutes, shot 4-8 from the field, had 4 rebounds, tied a season high 3 assists, had 1 block, and tied for bench high scoring with 8 points against Dallas on 7/30.
- Played 25 minutes, shot a season high 8-13 from the field, career high 2-3 from 3-point range, had 3 rebounds, 1 steal, and led both benches scoring a season high 18 points at San Antonio on 7/28.

## GAME BY GAME STATS

[illegible]

2017 Regular Season Averages:

	2017 Season Highs	Career Highs
PTS	29 vs CON 7/13	38 vs. ATL 6/30/16
REB	14 @ MIN 7/6	20, @ IND 7/12/12
AST	6 vs IND 7/17	8, Twice
STL	4, 3 times	6 vs. CHI 6/1/14
BLK	2 @ DAL 6/9, @ SEA 7/8	5 vs. ATL 6/30/16
FGM	11 @ DAL 6/9	13 vs. ATL 6/30/16
3FGM	3 vs SEA 5/13	3 vs SEA 5/13/17
FTM	10 @ IND 5/24	14 vs. WAS, 9/3/15
MINs	38 vs SEA 5/13	42 Twice

-Tied for third in the league in steals averaging 1.7 spg, and fourth in field goal % with 55.8%.

- Has scored in double figures in 27 of 28 this season and has scored 20+ points in 15 of those contests.

-Named 2017 All-Star Reserve.

-Played 22 minutes, shooting 8-10 from the field, 2-2 from the free throw line, had 4 rebounds, 2 steals, and scored 18 points at Washington on 8/16.

-Played 32 minutes, shooting 5-13 from the field, perfect 2-2 from the free throw line, had 6 rebounds, 3 assists, and scored 12 points at New York on 8/13.

-Nneka's double figure point streak of 43 games in the regular season (started on June 30, 2016 vs. Atlanta when she scored a career high 38 points) ended in Minnesota on 8/11.

-Played 37 minutes, shot 1-8 from the field, 1-1 from the free-throw line, had 8 rebounds, 4 assists, 1 steal, and scored a season low 3 points at Minnesota on 8/11.

[illegible]

2017 Regular Season Averages:

G-GS	PPG	RPG	APG	SPG	BPG	MPG	FG%	3FG%	FT%
27-27	16.8	8.3	4.3	1.5	1.9	30.6	48.3	36.0	75.7

	2017 Season Highs	Career Highs
PTS	25 @ DAL 6/9	40, vs HOU 7/9/08
REB	17 @ SAS 7/28	20, @ SAN 6/1/13
AST	11 @ SAS 7/28	11 @ SAS 7/28
STL	4, 2 times	8, vs IND 8/18/15
BLK	5 @ CON 6/27	9, vs TUL 6/20/12
FGM	11 @ DAL 6/9	15 vs HOU 7/9/2008
3FGM	3 vs DAL 6/13	5, vs TUL 9/6/15
FTM	7, 2 times	14 vs CHI 10/5/16
MINs	38 @ DAL 6/9	48, Twice

## 2017 NOTABLES

**-Fourth in the league in blocks, averaging 1.9 bpg.**

-Has scored in double figures in 25 of 27 games this season.

-Named WNBA Player of the Week for 6/18, 7/2, 7/30 and named 2017 All-Star Starter for Western Conference.

**-Awarded 2017 ESPY for Best WNBA Player.**

- Recorded the league's sixth triple-double at San Antonio on 7/28.

Played 27 minutes, shooting 9-13 from the field, 1-2 from 3-point range, 2-3 from the free throw line, tied the game high 7 rebounds, had 2 assists (ties Nikki Teasley for 22 all-time), 2 blocks, and scored the game high 21 points at Washington on 8/16.

-Played 30 minutes, shooting 4-12 from the field, 2-7 from 3-point range, perfect 4-4 from the free throw line, had the game high 7 rebounds, 2 assists, game high 3 steals, 2 blocks, and scored 14 points at New York on 8/13.

-Played 32 minutes, shooting 5-12 from the field, 3-6 from 3-point range, 6-7 from the free-throw line, had the team high with 10 rebounds, 3 assists, 1 steal, 2 blocks, and scored 19 points for her 8th double-double this season at Minnesota on 8/11.

## GAME BY GAME STATS

[illegible]





#24	SYDNEY WIESE	GUARD	6-0	6/16/95	OREGON STATE	EXP: R
-----	--------------	-------	-----	---------	--------------	--------

2017 Regular Season Averages:

G-GS	PPG	RPG	APG	SPG	BPG	MPG	FG%	3FG%	FT%
24-0	2.3	0.8	0.3	0.2	0.1	7.6	38.8	41.9	66.7

	2017 Season Highs	Career Highs
PTS	22 vs WAS 5/19	22 vs WAS 5/19
REB	3, 3 times	3, 3 times
AST	2 @ NYL 8/13	2 @ NYL 8/13
STL	1, 4 times	1, 4 times
BLK	1, 3 times	1, 3 times
FGM	8 vs WAS 5/19	8 vs WAS 5/19
3FGM	6 vs WAS 5/19	6 vs WAS 5/19
FTM	3 vs NYL 8/4	3 vs NYL 8/4
MINs	27 vs WAS 5/19	27 vs WAS 5/19

## 2017 NOTABLES

- Played 10 minutes, tied her season/career high with 3 rebounds, had 1 steal, and did not score at Washington on 8/16.
- Came off the bench and played 19 minutes, shooting 1-2 from the field, had 2 rebounds, set a new season/career high with 2 assists, 1 block, and scored 2 points at New York on 8/13.
- Played 8 minutes, shooting 2-2 from the field, 1-1 from 3-point range, and scored 5 points to lead the Sparks bench in scoring at Minnesota on 8/11.
- Played 11 minutes, tied a career/season high 3 rebounds, had 1 assist, 1 steal, 1 block, and did not score at Dallas on 8/6.
- Played 6 minutes, and shot a career high 3-4 from the free-throw line, had 2 rebounds, and scored 3 points against New York on 8/4.
- Played 8 minutes, and did not score against Dallas on 7/30.
- Played 3 minutes, and did not score at San Antonio on 7/28.
- Did not play against Seattle on 7/25 due to coach's decision.
- Played 2 minutes and did not score versus Chicago on 7/20.
- Played 7 minutes, shooting 1-4 from the field, 1-2 from 3-point range, had 1 rebound, and scored 3 points versus Indiana on 7/17.

## GAME BY GAME STATS

Date	Opponent	MIN	FG-A	PCT	3PM-A	PCT	FTM-A	PCT	OFF	DEF	TOT	AST	STL	BLK	TO	PF	PTS
5/13	SEA	13	2-3	66.6	2-3	66.6	0-0	0.0	0	0	0	1	1	0	0	0	6
5/19	WAS	27	8-13	61.5	6-10	60.0	0-0	0.0	1	2	3	1	0	1	1	3	22
5/24	@IND	10	0-1	0.00	0-1	0.00	0-0	0.0	0	0	0	0	0	0	0	1	0
5/27	@ATL	8	0-1	0.00	0-1	0.00	0-0	0.0	0	0	0	0	0	0	0	0	0
5/30	@NYL	4	2-3	66.7	1-2	50.0	0-0	0.0	0	0	0	0	0	0	0	0	5
6/6	CHI	0	0-0	0.00	0-0	0.00	0-0	0.0	0	0	0	0	0	0	0	0	0
6/9	@ DAL	7	1-2	50.0	0-1	0.00	0-0	0.0	0	0	0	0	0	0	0	1	2
6/10	@ PHO	4	1-4	25.0	1-2	50.0	0-0	0.0	0	1	1	0	0	0	0	1	3
6/13	DAL	DNP															
6/15	SAS	1	0-0	0.0	0-0	0.0	0-0	0.0	0	0	0	0	0	0	0	0	0
6/18	PHO	11	0-3	0.0	0-2	0.0	0-0	0.0	0	2	2	0	1	0	0	2	0
6/24	@IND	DNP															
6/27	@ CON	6	1-1	100	1-1	100	1-2	50.0	0	0	0	0	0	0	0	0	4
6/30	@ATL	DNP															
7/2	WAS	3	0-0	0.0	0-0	0.0	0-0	0.0	0	0	0	0	0	0	0	0	0
7/6	@MIN	3	0-0	0.0	0-0	0.0	0-0	0.0	0	1	1	0	0	0	0	0	0
7/8	@SEA	5	0-2	0.0	0-2	0.0	0-0	0.0	0	1	1	0	0	0	0	1	0
7/13	CON	5	0-2	0.0	0-0	0.0	0-0	0.0	1	0	1	1	0	0	0	0	0
7/17	IND	7	1-4	25.0	1-2	50.0	0-0	0.0	0	1	1	0	0	0	0	1	3
7/20	CHI	2	0-1	0.0	0-0	0.0	0-0	0.0	0	0	0	0	0	0	0	0	0
7/25	SEA	DNP															
7/28	@SAS	3	0-0	0.0	0-0	0.0	0-0	0.0	0	0	0	0	0	0	0	1	0
7/30	DAL	8	0-2	0.0	0-1	0.0	0-0	0.0	0	0	0	0	0	0	1	1	0
8/4	NYL	6	0-1	0.0	0-0	0.0	3-4	75.0	0	2	2	0	0	0	0	0	3
8/6	@DAL	11	0-1	0.0	0-1	0.0	0-0	0.0	0	3	3	1	1	1	0	2	0
8/11	@MIN	8	2-2	100	1-1	100	0-0	0.0	0	0	0	0	0	0	0	1	5
8/13	@NYL	19	1-2	50.0	0-1	0.0	0-0	0.0	0	2	2	2	0	1	0	0	2
8/16	@WAS	10	0-1	0.0	0-0	0.0	0-0	0.0	1	2	3	0	1	0	0	1	0
8/18	@CHI																
8/22	SAS																
8/24	@PHO																
8/27	MIN																
9/1	ATL																
9/3	CON																

2017 Regular Season Averages:

	2017 Season Highs	Career Highs
PTS	15 vs PHO 6/18	51 (San Antonio - 9/8/2013)
REB	4 @ ATL 5/27	9 (Seattle - 9/12/2013)
AST	4 @ CON 6/27	6 (3 Times)
STL	3 vs PHO 6/18	5 (3 Times)
BLK	2 vs ATL 5/27	2 (5 Times)
FGM	5 vs PHO 6/18	17 (San Antonio - 9/8/2013)
3FGM	3 vs PHO 6/18	8 (San Antonio - 9/8/2013)
FTM	6 @ CON 6/27	18 ( Atlanta - 7/7/2015)
MINs	29 @ CON 6/27	39 (Phoenix - 8/4/2015)

- Did not play at Minnesota on 8/11, at New York on 8/13, and at Washington on 8/16 due to left knee strain.
- Played 4 minutes, shot 1-1 from the field, had 1 steal, scored 2 points, and suffered a left knee strain in the first quarter at Dallas on 8/6.
- Came off the bench and played 21 minutes, shooting 3-13 from the field, had 3 rebounds, 1 assist, 1 steal, and led the bench scoring with 6 points against New York on 8/4.
- Played 21 minutes, shot 2-9 from the field, had 1 rebound and 1 steal, and co-led the both benches in scoring with 8 points against Dallas on 7/30.
- Played 17 minutes, shot 2-5 from the field, had 1 assist, 1 steal, and scored 4 points at San Antonio on 7/28.
- Played 17 minutes, shot 3-4 from the field, 1-1 from 3-point range, 4-5 from the free-throw, had 1 rebound, and scored 11 points against Seattle on 7/25.

## GAME BY GAME STATS

[illegible]