



SPARKS GAME NOTES

Los Angeles Sparks (13-5) vs Indiana Fever (7-11)
 Monday, July 17, 2017 | Staples Center | 7:30 pm (PST)
 Overall Game #19, Home Game #9
 SPECSN / LEAGUE PASS

2017 SCHEDULE

Date	Opponent	Time/Result	Record
5/2	at New York	^L 65-81	--
5/7	at Connecticut	^L 62-79	--
5/6	SAN ANTONIO	^W 73-59	--
5/13	SEATTLE	W 78-68	1-0
5/19	WASHINGTON	W 99-89	2-0
5/24	at Indiana	L 90-93	2-1
5/27	at Atlanta	L 73-75	2-2
5/30	at New York	W 90-75	3-2
6/6	CHICAGO	W 79-70	4-2
6/9	at Dallas	L 90-96	4-3
6/10	at Phoenix	W 89-79	5-3
6/13	DALLAS	W 97-87	6-3
6/15	SAN ANTONIO	W 80-75	7-3
6/18	PHOENIX	W 90-59	8-3
6/24	at Indiana	W 84-73	9-3
6/27	at Connecticut	W 87-79	10-3
6/30	at Atlanta	W 85-76	11-3
7/2	WASHINGTON	W 76-69	12-3
7/6	at Minnesota	L 77-88	12-4
7/8	at Seattle	L 69-81	12-5
7/13	CONNECTICUT	W 87-77	13-5
7/17	INDIANA	7:30	
7/20	CHICAGO	12:30	
7/25	SEATTLE	7:30	
7/28	at San Antonio	5:00	
7/30	DALLAS	2:00	
8/4	NEW YORK	7:30	
8/6	at Dallas	1:30	
8/11	at Minnesota	5:00	
8/13	at New York	12:00	
8/16	at Washington	4:00	
8/18	at Chicago	5:30	
8/22	SAN ANTONIO	7:30	
8/24	at Phoenix	6:00	
8/27	MINNESOTA	4:00	
9/1	ATLANTA	7:30	
9/3	CONNECTICUT	1:00	

*All times Local, ^ Preseason

SPARKS PR CONTACT

Christy Calvin
 Director, Public Relations and Communications
 CCalvin@LA-Sparks.com
 Cell: (424) 385-3582
 Matthew Warren
 Coordinator, Public Relations and Communications
 MWarren@LA-Sparks.com
 Cell: (562) 233-4325

MEDIA AVAILABILITY

Pre-Game: 30 minutes, 1 1/2 hours prior to tip-off.

Post-Game: 30 minutes, 10 minutes after the game.

LOS ANGELES INJURY REPORT

None.

LOS ANGELES SPARKS PROBABLE STARTERS

F/G	17	ESSENCE CARSON	6-0	163	9
GP/S	15/12	PTS	5.6	REB	1.9
		AST	1.1	STL	0.7
		FG%	38.8	3FG%	27.3
		MIN	20.3		

2017 HIGHLIGHTS:

- Played 13 minutes, shooting 1-5 from the field, had 1 rebound, 2 assists, 1 steal, 2 blocks, and scored 2 points versus Connecticut on 7/13.
- Played 21 minutes, shooting 2-7 from the field, had 2 rebounds, 1 assist, 1 steal, and scored 4 points at Seattle on 7/8.
- Played 23 minutes, shooting 3-6 from the field, had 2 rebounds, 2 assists, and scored 6 points at Minnesota on 7/6.
- Played 9 minutes, shooting 0-4 from the field, had 1 rebound and did not score versus Washington on 7/2.

F	30	NNEKA OGWUMIKE	6-2	174	5
GP/S	18/18	PTS	20.4	REB	7.5
		AST	1.8	STL	1.9
		FG%	59.9	3FG%	42.9
		MIN	31.4		

2017 HIGHLIGHTS:

- Currently second in the league in scoring, averaging 20.4 ppg, second in steals averaging 1.9 spg, and third in field goal % with 59.9%.
- Has scored in double figures in every game this season and has scored 20+ points in 12 of those contests.
- Played 34 minutes, shooting 10-14 from the field, 2-3 from 3-point range, perfect 7-7 from the free-throw line, had the game high 11 rebounds, 2 assists, 1 steal, 1 block, and scored a season high 29 points versus Connecticut on 7/13.
- Played 35 minutes, shooting 7-11 from the field 1-2 from 3-point range, 6-7 from the free-throw line, had the game high 9 rebounds, 3 steals, 2 blocks, and led the Sparks scoring 21 points at Seattle on 7/8.

F/C	3	CANDACE PARKER	6-4	175	9
GP/S	17/17	PTS	15.9	REB	8.0
		AST	4.4	STL	1.1
		FG%	46.4	3FG%	36.9
		MIN	30.7		

2017 HIGHLIGHTS:

- Currently tied for second in the league in blocks, averaging 1.9 blocks per game.
- Has scored in double figures in 15 of 17 games this season.
- Named WNBA Player of the Week for 6/18 and 7/2.
- Awarded 2017 ESPY for Best WNBA Player.
- Played 32 minutes, shooting 8-15 from the field, 1-5 from 3-point range, perfect 3-3 from the free-throw line, had 9 rebounds, tied the game high 6 assists, 1 steal, 2 blocks, and scored 20 points versus Connecticut on 7/13.
- Played 23 minutes, shooting 4-11 from the field, 2-5 from 3-point range, had 8 rebounds, 1 assist, 1 steal, 2 blocks, and scored 10 points at Seattle on 7/8.

G/F	0	ALANA BEARD	5-11	160	11
GP/S	18/18	PTS	9.1	REB	2.8
		AST	2.9	STL	2.1
		FG%	55.0	3FG%	30.8
		MIN	33.0		

2017 HIGHLIGHTS:

- Currently leading the league in steals, averaging 2.1 spg, is four steals shy from moving into 4th on the WNBA all-time list with 620 all-time steals, and has at least one steal in 16 of 18 games this season.
- Currently fourth in the league in minutes, averaging 33.0 minutes per game.
- Played 34 minutes, shooting 1-7 from the field, 3-4 from the free-throw line, had 4 rebounds, 5 assists, 2 steals, and score 5 points vs Connecticut on 7/13.
- Played 30 minutes, shooting 2-5 from the field, had 2 assists, 2 steals, and scored 4 points at Seattle on 7/8.

G	12	CHELSEA GRAY	5-11	170	2
GP/S	18/18	PTS	15.8	REB	2.9
		AST	4.2	STL	0.8
		FG%	50.8	3FG%	50.9
		MIN	32.7		

2017 HIGHLIGHTS:

- Has scored in double figures in 15 of 18 games this season.
- Currently first in the league in three-point % in the league with 50.9%.
- Played 31 minutes, shooting 6-11 from the field, tying a career high 4-5 from 3-point range, 1-1 from the free-throw line, had 2 rebounds, 3 assists, 1 steal, and scored 17 points versus Connecticut on 7/13.
- Played 34 minutes, shooting 4-10 from the field, had 1 rebound, 6 assists, 2 steals, 1 block, and scored 8 points at Seattle on 7/8.
- Played 34 minutes, shooting 6-13 from the field, connecting on 3-6 from 3-point range for the 3rd straight game, 1-2 from the free-throw line, had 2 assists, season high tying 2 steals, and scored 16 points at Minnesota on 7/6.

WNBA CURRENT STANDINGS AS OF 7/16/17

EASTERN CONFERENCE	RECORD	WESTERN CONFERENCE	RECORD
Connecticut Sun	12-8	Minnesota Lynx	15-2
Washington Mystics	11-8	<u>Los Angeles Sparks</u>	<u>13-5</u>
New York Liberty	9-9	Phoenix Mercury	11-8
Atlanta Dream	8-10	Dallas Wings	10-11
Indiana Fever	7-11	Seattle Storm	9-10
Chicago Sky	6-13	San Antonio Stars	2-17

TEAM RECORDS

	Record	Home	Road	OT	2OT
Overall	(13-5)	(8-0)	(5-5)	(0-0)	(0-0)
West	(5-3)	(4-0)	(1-3)	(0-0)	(0-0)
East	(8-2)	(4-0)	(4-2)	(0-0)	(0-0)
Streaks:	(1-0)	(8-0)	(0-2)	--	--

LOS ANGELES SPARKS ROSTER

NO	PLAYER	POS	HT	WT	DOB	FROM	YRS
0	Alana Beard	G-F	5-11	160	5/14/82	Duke	11
17	Essence Carson	F-G	6-0	163	7/28/86	Rutgers	9
26	Maimouna Diarra	C	6-6	198	1/30/91	Senegal	R
12	Chelsea Gray	G	5-11	170	10/8/92	Duke	2
33	Tiffany Jackson-Jones	F	6-3	185	4/26/85	Texas	8
42	Jantel Lavender	C	6-4	185	11/12/88	Ohio State	6
30	Nneka Ogumike	F	6-2	174	7/2/90	Stanford	5
3	Candace Parker	F-C	6-4	175	4/19/86	Tennessee	9
1	Odyssey Sims	G	5-8	160	7/13/92	Baylor	3
24	Sydney Wiese	G	6-0	150	6/16/95	Oregon State	R
2	Riquna Williams	G	5-7	165	5/28/90	Miami (FLA)	4

BASKETBALL OPERATIONS STAFF

Head Coach	Brian Agler (Whittenberg)
Assistant Coach	Tonya Edwards (Tennessee)
Assistant Coach	Bobbie Kelsey (Stanford)
Athletic Trainer	Courtney Watson (California)
Strength-and-Condition Coach	Kelly Dormandy (Springfield)

PRONUNCIATION GUIDE

Brian Agler	AGG-ler
Alana Beard	ah-LAY-nah
Nneka Ogumike	NEH-kuh Oh-gwoo-MIH-kay
Sydney Wiese	WEECE (rhymes with REESE)
Riquna Williams	rih-QUAHN-uh

HOW THE 2017 LOS ANGELES SPARKS WERE BUILT

DRAFT	FREE AGENCY	TRADE
Candace Parker (1st pick, 2008)	Alana Beard (2/8/12)	Riquna Williams (from DAL 3/1/16)
Jantel Lavender (5th pick, 2011)	Essence Carson (3/31/16)	Chelsea Gray (from CON 4/15/16)
Neka Ogumike (1st pick, 2012)	Tiffany Jackson-Jones (2/7/17)	Odyssey Sims (from DAL, 2/17/17)
Sydney Wiese (11th pick, 2017)	Maimouna Diarra (5/12/17)	

RECENT TRANSACTIONS

July 3, 2017	Waived Ify Ibekwe
May 12, 2017	Agree to contract with Maimouna Diarra
April 3, 2017	Named Bobbie Kelsey Assistant Coach
February 15, 2017	Agree to contract extension with F Nneka Ogumike and Jantel Lavender
February 9, 2017	Agree to contract extension with F Candace Parker
February 8, 2017	Re-signed G Alana Beard, Signed C Avery Warley-Tablert, F Ify Ibekwe and G Jamie Weisner
February 7, 2017	Agree to contract with Tiffany Jackson-Jones



LOS ANGELES SPARKS MEDIA HEADSHOTS



#0 Alana Beard
Guard/Forward



#17 Essence Carson
Forward/Guard



#26 Maimouna Diarra
Center



#12 Chelsea Gray
Guard



#33 Tiffany Jackson-Jones
Forward




#42 Jantel Lavender
Center



#30 Nneka Ogwumike
Forward



#3 Candace Parker
Forward/Center



#1 Odyssey Sims
Guard



#24 Sydney Wiese
Guard




#2 Riquna Williams
Guard



Brian Agler
Head Coach



Tonya Edwards
Assistant Coach



Bobbie Kelsey
Assistant Coach



Courtney Watson
Athletic Trainer



Kelly Dormandy
Strength & Conditioning
Coach

CONNECTICUT SUN

All-Time Record: LAS leads, 23-14
All-Time Home Record vs Sun: LAS leads 13-7
All-Time Road Record vs. Sun: LAS leads 10-7
Current Streak: LAS Won 5
Current Home Streak: WON 2
Current Road Streak: WON 3

Last Win: vs CON (7/13/17), 87-77 @ Staples Center
Last Loss: @ CON (6/26/15), 76-80 @ Mohegan Sun Arena
Most Points: LAS 98, 2 times (6/13/08, 7/15/16), CON 110 (7/7/07)
Fewest Points: LAS 51 (8/9/05), CON 60 (7/27/99)
Largest Victory: LAS 26 (7/13/14), CON 26 (7/24/08)

- The Sparks remain undefeated at home improving their home record to 8-0 and 13-5 on the season. Los Angeles snapped Connecticut's 5 game winning streak.
- Los Angeles now leads the season series 2-0 versus Connecticut Sun.
- Nneka hit the first basket of the game at the 9:30 mark of the first quarter to give the Sparks a 3-0 lead.
- The Connecticut Sun led by as many as 14 points in the first half.
- Chelsea Gray left in the first quarter at 3:53 with a laceration under her right eye. Gray would return to the game at 8:22 of the second quarter.
- Alana Beard would move into sole possession of 5th All-Time on the WNBA Steals Leaderboard with her second steal of the game at 5:19 in the second quarter. Alana is four steals shy of surpassing Katie Douglas, who currently has 623 career steals.
- Sparks started the second quarter trailing by 14 points but would finish leading by 1 point, 46-45
- The Sparks connected 15-36 (41.7%) from the floor, while the Sun shot 17-37 (45.9%) from the field in the first half.
- Head Coach Brian Agler received a technical foul at the 4:31 mark of the third quarter and it was his second technical foul of the season.
- Sparks biggest lead came at 0:59 in the third quarter when the Sparks lead by 14, 69-55.
- The Sparks concluded the third quarter leading by 12 points, 69-57.
- Nneka Ogwumike led all scorers with 13 points in the first half along with Candace Parker and Chelsea Gray scoring in double figures respectively. Nneka shot 2-3 from 3-point range.
- Candace Parker finished the game with 20 points, 9 rebounds, and tied a game high 6 assists with Sun's Alyssa Thomas.
- Chelsea Gray tied a career high and set a new season high with 4 three-point field goals made scoring 17 points.
- Riquana Williams led the Sparks bench scoring 10 points and set a new season high with 5 rebounds.
- Nneka Ogwumike would record her fourth double-double of the season scoring a season high 29 points and game high 11 rebounds.
- The Sparks had four players reach double figures: Ogwumike 29, Parker 20, Gray 17, and R. Williams 10.
- Nneka and Candace scored 49 of the Sparks 87 points on the evening.

- The Suns offense started strong with a new Sparks opponent high 32 points in the first quarter.
- Head coach Curt Miller received a technical at 0:12 in the second quarter.
- Sparks defense limited the Sun to a Sun's season low 12 points in the 3rd quarter.
- Jasmine Thomas tied a season high with a game high 5 steals versus the Sparks. Jasmine would finish the night with 14 points.
- Jonquel Jones led the Sun with 20 points. This was the 6th time this season Jonquel has scored 20+ points.
- Connecticut had 4 players reach double figures in points: Jones 20, J. Thomas 14, Bentley 11, and C. Williams 10.

June 27 @ CON	W, 87-79
July 13 CON	W, 87-77
September 3 CON	1:00 p.m. PST

OFFICIAL SCORER'S REPORT
FINAL BOX

Thursday, July 13, 2017 STAPLES Center, Los Angeles, CA
Officials: #15 Fatou Cissoko-Stephens, #18 Kurt Walker, #35 Natalie Sago

Game Duration: 1:58
Attendance: 9,918

VISITOR: Connecticut Sun (11-8)

	POS	MIN	FG	FGA	3P	3PA	FT	FTA	OR	DR	TOT	A	PF	ST	TO	BS	+/-	PTS
20 Shakhmurov Strickland	F	31:53	1	8	1	3	1	1	0	5	5	0	1	1	1	0	0	9
45 Alyssa Thomas	F	27:31	3	7	0	0	3	9	1	8	9	8	4	2	5	0	0	4
35 Jorquel Jones	C	23:53	7	9	0	1	8	8	3	4	7	2	5	1	2	0	0	20
10 Courtney Williams	G	20:10	4	8	2	2	0	0	0	2	2	1	1	0	1	0	0	10
5 Jasmine Thomas	G	28:09	8	17	2	7	0	0	0	3	3	1	1	5	2	0	0	14
20 Alex Bentley		28:37	5	11	1	2	0	0	1	1	2	2	1	1	2	0	0	11
12 Lynette Kizer		14:29	1	4	0	0	0	0	3	3	8	0	3	1	1	0	0	2
53 Morgan Tuck		16:21	3	7	1	3	0	0	1	1	2	2	3	0	1	0	0	7
1 Rachel Benham		5:04	0	2	0	0	0	0	0	1	1	0	1	0	2	0	0	0
7 Kayla Pedersen		5:53	0	0	0	0	0	0	0	0	0	0	0	1	1	0	0	0
11 Danielle Adams	DNP - Coach's Decision																	
42 Brianna Jones	DNP - Coach's Decision																	
		200:00	30	71	7	18	10	18	9	28	37	14	20	12	18	0	0	77
					42.3 %	38.9 %	82.5 %		TM REB:	8					TOT TO:	20 (21 PTS)		

HOME: LOS ANGELES SPARKS (13-5)

	POS	MIN	FG FGA	3P 3PA	FT FTA	OR DR TOT	A PF ST TO BS +/- PTS
17 Essence Carson	F	12:34	1 5	0 2	0 0	0 1	2 0 1 0 2 0 0 2
30 Nakeia Ogyantse	F	33:31	10 14	2 3	7 7	1 10	11 2 4 1 0 1 0 29
3 Candace Parker	C	31:52	8 15	1 5	3 3	1 8	9 6 4 1 7 2 0 20
0 Alana Beard	G	34:14	1 7	0 2	3 4	1 3	4 5 4 2 4 0 0 5
12 Chelsea Gray	G	31:03	8 11	4 5	1 1	1 1	2 3 2 1 2 0 0 17
2 Ripham Williams		25:42	3 10	1 5	3 5	2 3	5 1 2 1 2 0 0 10
42 Jarrel Lavender		13:43	2 5	0 1	0 0	2 1	3 0 0 0 0 0 0 4
1 Odyssey Sims		11:53	0 1	0 0	0 0	0 1	1 0 0 0 0 0 0 0
24 Sydney Wise		4:34	0 2	0 0	0 0	1 0	1 1 0 0 0 0 0 0
28 Maimouna Diarra		0:27	0 0	0 0	0 0	0 0	0 0 0 0 0 0 0 0
33 Tiffany Jackson-Jones		0:27	0 0	0 0	0 0	0 0	0 0 0 0 0 0 0 0
TOTALS		200:00	31 70	8 29	17 20	9 28	37 20 18 7 15 5 0 87
			44.3 %	34.8 %	85.0 %	TM REB: 7	TOT TD: 18 (15 PTS)

SCORE BY PERIOD
Sun
SPARKS

Points in the Point: Sun 38 (10/38), SPARCS 40 (20/36)
2nd Chance Points: Sun 9 (4/11), SPARCS 8 (4/8)
Fast Break Points: Sun 21 (10/18), SPARCS 9 (3/6)
Technical Fouls - Individual
Sun (2): Kizer 4:16 2nd, Miller 0:12 1 2nd
SPARCS (1): Asker 4:21 3rd

Biggest Lead: Sun 14, SPARKS 14
Lead Changes: 4
Times Tied: 3

CONNECTICUT 77
LOS ANGELES 87
Staples Center, Los Angeles, CA

SCORE	1	2	3	4	OT	FINAL
CON	32	13	12	20		77
LAS	18	28	23	18		87

Biggest Lead:
Sparks: 14 | Sun: 14
Lead Changes: 4 | Times Tied: 3

CONTINUED LAST GAME RECAP: JULY 13, 2017 VS. CONNECTICUT SUN

LAST GAME INDIVIDUAL GAME PERFORMANCE		
LOS ANGELES	HIGHS	CONNECTICUT
Ogwumike - 29	POINTS	Jones - 20
Ogwumike - 11	REBOUNDS	A. Thomas - 9
Parker - 6	ASSISTS	A. Thomas - 6
Carson, Parker - 2	BLOCKS	No Blocks
Beard - 34	MINUTES	Stricklen - 32

KEY FACTORS		
LOS ANGELES	HIGHS	CONNECTICUT
15	TO PTS	21
40	Points in the Paint	38
8	2nd Chance Pts	9
21	Fast Break Pts	9
14	Bench	20

2017 REGULAR SEASON STATISTICS		
LOS ANGELES	HIGHS	CONNECTICUT
Ogwumike - 20.4	POINTS	Jones - 16.1
Parker - 8.0	REBOUNDS	Jones - 11.6
Parker - 4.4	ASSISTS	A. Thomas - 5.1
Beard - 2.1	STEALS	J. Thomas - 1.8
Parker - 1.9	BLOCKS	Jones - 1.4
Beard - 33.0	MINUTES	J. Thomas - 30.7

INDIANA FEVER

SERIES NOTES

All-Time Record: LAS leads, 23-11
 All-Time Home Record vs Fever: LAS leads 14-3
 All-Time Road Record vs. Fever: LAS leads 9-8
 Current Streak: LAS WON 1
 Current Home Streak: LAS WON 3
 Current Road Streak: LAS WON 1

Last Win: @ IND (6/24/17), 84-73 @ Bankers Life Field
 Last Loss: @ IND (5/24/17), 90-93 @ Bankers Life Field
 Most Points: LAS 94, 2 times (8/16/13, 7/6/16), IND 98 (7/31/11)
 Fewest Points: LAS 56 (7/5/07), IND 51 (7/19/04)
 Largest Victory: LAS 31 (7/19/04), IND 35 (7/31/11)

WHAT TO LOOK FOR:

-The Sparks will look to close out the season series versus the Fever with a win and remain undefeated at home.
 -Ogwumike and Dupree were the leading scorers for their respective teams in the last game on June 24.
 -Los Angeles looks to extend their current home winning streak to 4 games versus Indiana.
 -The Sparks will need to limit their turnovers as 14 Sparks turnovers led to 19 points for the Fever.

Last Game Recap:

Tamika Catchings was known as a hard worker during her playing career. But as hard as she worked in 16 seasons for the Indiana Fever, she had a tough time keeping up with her dad on Saturday night. Former NBA player Harvey Catchings helped his daughter raise a banner with her No. 24 jersey to the rafters at Bankers Life Fieldhouse, the highlight for Indiana in an 84-73 loss to the Los Angeles Sparks.

After being drafted third overall out of Tennessee, where she was a four-time All-American, in 2001, Catchings sat out with an injury before being named the Rookie of the Year in 2002. By the time she retired after last season, Catchings was the all-time leading rebounder in the WNBA and was No. 2 (now third) in career scoring. She is also on top of the steals and free throw lists.

Catchings was the 2011 MVP and was the 2012 Finals MVP when the Fever won their only title. She was a five-time Defensive Player of the Year and 10-time All-Star as well as winning four Olympic Gold Medals. Now she is Director of Player Programs and Franchise Development for Pacers Sports & Entertainment.

Nneka Ogumike scored 21 points and Los Angeles had a 19-0 run in the third quarter. Los Angeles used a 21-5 run to close the first half to take a 46-40 lead then put a damper on the halftime ceremony by scoring the first 19 points of the third quarter to open a 25-point lead. Ogumike had seven points and Candace Parker, who had 18 points and a season-high 13 rebounds, added six points in the run that propelled the defending champions to their fifth straight win. Chelsea Gray added 17 points for Los Angeles (9-3). Parker also had seven assists, three steals and two blocks and the Sparks shot 53 percent and went 8 of 17 from 3-point range.

Candice Dupree had 13 points, 10 in the first quarter when Indiana (6-7) took a 23-20 lead. Briann January and Shenise Johnson had 13 points but the Fever couldn't get closer than 11 after L.A.'s run despite closing the third quarter with 12 straight points and a 9-0 run in the fourth quarter.

FINAL

LOS ANGELES 84

INDIANA 73

Bankers Life Fieldhouse, Indianapolis, IN

SCORE 1 2 3 4 OT FINAL

LAS 20 26 19 19 84

IND 23 17 12 21 73

HIGHLIGHTS

Biggest Lead:

Sparks: 25 | Fever: 8

Lead Changes: 1 | Times Tied: 2

2017 vs. Indiana

May 24 @ IND L 90-93
 June 24 @ IND W 84-73
 July 17 @ LAS 7:30 p.m. PST

NATIONAL BASKETBALL ASSOCIATION

OFFICIAL SCORER'S REPORT
FINAL BOX

Saturday, June 24, 2017 Bankers Life Fieldhouse, Indianapolis, IN
 Officials: #15 Fatou Cissoko-Stephens, #25 Tiffany Bird, #32 Jeff Wooten

Game Duration: 1:25
 Attendance: 9,241

VISITOR: Los Angeles Sparks (9-3)

	POS	MIN	FG	FGA	3P	3PA	FT	FTA	OR	DR	TOT	A	PF	ST	TO	BS	+/-	PTS
0	Alana Beard	F 33:45	4	8	1	1	0	0	1	2	3	1	3	2	0	0	0	9
30	Nneka Ogumike	F 29:58	8	10	0	0	5	5	1	5	6	2	3	2	1	1	0	21
3	Candace Parker	C 30:37	7	13	2	4	2	4	0	13	13	7	4	3	5	2	0	18
2	Riquna Williams	Q 28:10	2	5	2	5	0	0	0	1	1	0	1	0	3	0	0	8
12	Chelsea Gray	Q 34:48	8	13	2	3	3	3	0	4	4	4	3	0	3	0	0	17
42	Jantel Lavender	12:48	2	4	0	1	0	0	2	1	3	1	1	0	1	2	0	4
1	Odyssey Sims	23:17	3	9	1	3	2	2	0	0	0	4	4	2	1	0	0	9
33	Tiffany Jackson-Jones	8:39	0	0	0	0	0	0	0	1	1	0	2	0	0	0	0	0
17	Essence Carson	NWT - Grain																
28	Melinaura Dimsa	DNP - Coach's Decision																
29	Iy Ibeles	DNP - Coach's Decision																
24	Sydney Wise	DNP - Coach's Decision																
		200:00	32	80	8	17	12	14	4	27	31	19	21	9	14	5	0	84
					53.3 %	47.1 %	85.7 %				TM REB: 6	TOT TO: 14 (19 PTS)						

HOME: INDIANA FEVER (6-7)

	POS	MIN	FG	FGA	3P	3PA	FT	FTA	OR	DR	TOT	A	PF	ST	TO	BS	+/-	PTS
42	Shenise Johnson	F 24:21	5	10	0	1	3	3	2	0	2	1	3	2	1	0	0	13
4	Candice Dupree	F 31:47	7	12	0	0	0	0	1	1	2	3	4	1	1	0	0	14
2	Eriana Larkins	C 21:50	4	7	0	0	0	0	2	5	7	2	1	0	2	0	0	8
17	Erica Wheeler	Q 27:19	4	9	4	7	0	0	0	2	2	2	1	1	0	0	0	12
20	Briann January	Q 32:48	4	8	1	3	4	5	0	2	2	2	1	1	3	0	0	13
11	Natalie Achomwa	14:57	1	2	0	0	1	1	0	5	5	0	3	0	0	3	0	3
3	Tiffany Mitchell	28:05	2	11	1	6	0	0	0	1	1	0	1	2	4	0	0	5
29	Martina Coleman	13:18	0	4	0	4	3	4	1	3	4	1	0	0	1	0	0	3
1	Jazzmon Quarshney	1:59	0	1	0	0	0	0	0	0	0	0	1	0	0	0	0	0
32	Jeanette Pohlen-Morunga	5:40	0	0	0	0	0	2	2	0	1	1	0	0	0	0	0	2
31	Nedim Colic	DNP - Coach's Decision																
22	Erica McCall	DNP - Coach's Decision																
		200:00	27	64	8	21	13	15	6	20	26	11	15	7	12	3	0	73
				42.2 %	28.8 %		85.7 %	TM REB: 6			TOT TO: 12 (10 PTS)							

SCORE BY PERIOD

	1	2	3	4	FINAL
Sparks	20	26	19	19	84
Fever	23	17	12	21	73

Points in the Paint: Sparks 34 (17/20), FEVER 22 (11/22)

2nd Chance Points: Sparks 5 (1/4), FEVER 10 (4/8)

Fast Break Points: Sparks 7 (0/4), FEVER 2 (1/2)

Technical Fouls - Defensive Three Second

Sparks (1): 7:32 4th

FEVER: NONE

Biggest Lead: Sparks 25, FEVER 8

Lead Changes: 1

Times Tied: 2

INDIANA FEVER

FINAL

WASHINGTON 72

INDIANA 58

Bankers Life Fieldhouse, Indianapolis, IN

SCORE 1 2 3 4 OT FINAL

WSH 26 24 13 9 72

IND 11 17 17 13 58

HIGHLIGHTS

Biggest Lead:

Mystics: 25 | Fever: 0

Lead Changes: 0 | Times Tied: 1

NATIONAL BASKETBALL ASSOCIATION

OFFICIAL SCORER'S REPORT
FINAL BOX

Friday, July 14, 2017 Bankers Life Fieldhouse, Indianapolis, IN

Officials: #46 Tim Greene, #6 Karleena Tobin, #7 Billy Smith

Game Duration: 1:58

Attendance: 8,007

VISITOR: Washington Mystics (11-8)

	POS	MIN	FG	FGA	3P	3PA	FT	FTA	OR	DR	TOT	A	PF	ST	TO	BS	+/-	PTS
11 Elena Delle Donne	F	3:14	0	1	0	1	0	0	0	0	0	0	0	0	1	0	0	0
33 Emma Meesseman	F	30:17	6	12	1	2	2	2	1	4	5	3	3	1	3	2	0	15
34 Krystal Thomas	C	31:54	5	6	0	0	4	4	2	5	7	0	4	1	3	4	0	14
14 Tierra Ruffin-Pratt	G	29:17	2	7	0	0	2	6	1	10	11	1	4	1	3	0	0	6
20 Kristi Toliver	G	27:53	3	7	2	4	0	0	1	1	2	2	2	0	2	0	0	8
4 Tayler Hill		13:46	1	6	0	1	3	3	0	0	0	0	2	2	1	0	0	5
12 Ivory Latta		24:11	2	10	1	6	4	4	1	1	2	1	2	1	0	0	0	9
9 Natasha Cloud		19:17	2	6	0	1	0	1	1	4	5	2	2	1	0	1	0	4
21 Tianna Hawkins		16:15	2	4	0	0	7	8	1	2	3	0	2	0	1	0	0	11
32 Shatori Walker-Kimbrough		1:34	0	1	0	1	0	0	0	1	1	0	0	0	0	0	0	0
31 Asia Taylor		1:34	0	0	0	0	0	0	0	0	0	0	0	0	0	0	0	0
25 Jennie Simms		0:48	0	0	0	0	0	0	0	0	0	0	0	0	0	0	0	0
200:00			23	60	4	16	22	28	8	28	36	9	21	7	14	7	0	72
			38.3 %		25.0 %		78.6 %		TM REB: 9		TOT TO: 16 (12 PTS)							

HOME: INDIANA FEVER (7-11)

	POS	MIN	FG	FGA	3P	3PA	FT	FTA	OR	DR	TOT	A	PF	ST	TO	BS	+/-	PTS
25 Marissa Coleman	F	16:09	1	3	0	1	3	3	0	3	3	0	3	0	2	0	0	5
4 Candice Dupree	F	24:10	2	8	0	0	0	0	0	3	3	0	3	0	3	0	0	4
11 Natalie Achonwa	C	24:44	2	7	0	0	3	4	2	3	5	1	1	1	0	0	0	7
20 Briann January	G	34:11	6	17	1	5	2	2	1	1	2	4	2	0	2	0	0	15
17 Erica Wheeler	G	24:52	3	14	0	4	1	2	1	1	2	2	3	1	1	0	0	7
2 Erlana Larkins		11:18	0	1	0	0	4	4	2	3	5	1	2	0	2	0	0	4
3 Tiffany Mitchell		24:14	2	5	0	2	6	7	1	7	8	0	2	1	3	0	0	10
1 Jazmon Gwathmey		4:28	0	1	0	1	0	0	0	0	0	0	0	0	1	1	0	0
22 Erica McCall		14:32	1	6	0	0	1	2	2	2	4	0	2	0	1	0	0	3
32 Jeanette Pohlen-Mavunga		17:24	1	4	0	3	1	2	1	1	2	0	2	1	1	0	0	3
5 Jennifer Hamson		3:58	0	0	0	0	0	0	0	2	2	0	1	0	0	0	0	0
42 Shenise Johnson	DND - Torn Left ACL																	
200:00			18	66	1	16	21	26	10	26	36	8	21	4	16	1	0	58
			27.3 %		6.3 %		80.8 %		TM REB: 15		TOT TO: 18 (24 PTS)							

SCORE BY PERIOD

	1	2	3	4	FINAL
Mystics	26	24	13	9	72
FEVER	11	17	17	13	58

Points in the Paint: Mystics 30 (15/29), FEVER 14 (7/24)

2nd Chance Points: Mystics 11 (5/8), FEVER 14 (4/11)

Fast Break Points: Mystics 3 (1/3), FEVER 6 (1/2)

Technical Fouls - Defensive Three Second

Mystics (1): 2:24 2nd

FEVER: NONE

Biggest Lead: Mystics 25, FEVER 0

Lead Changes: 0

Times Tied: 1

CHICAGO SKY

SERIES NOTES

All-Time Record vs Sky: 18-6
 All-Time Home Record vs Sky: 10-2
 All-Time Road Record vs. Sky: 8-4
 Current Streak: WON 6
 Current Home Streak: WON 3
 Current Road Streak: WON 4

Last Win: vs. CHI (6/6/17), 79-70 @ Staples Center
 Last Loss: vs. CHI (7/1/14), 90-83 @ Staples Center
 Most Points Scored: LAS - 102 (6/6/14), CHI - 94 (6/29/13)
 Fewest Points Scored: LAS - 63 (7/29/09), CHI - 55 (5/30/06)
 Largest Winning Margin: LAS - 17 (5/22/07), CHI - 12 (3 times)
 Largest Losing Margin: LAS - 12 (3 times), CHI - 17 (5/22/07)

WHAT TO LOOK FOR:

-The Sparks will look to take a 2-0 season series lead over the Sky.
 -July 20 will be Los Angeles Camp Day and is expected to be a sellout full of the local youth. Tip-off is at 12:30 p.m.
 -The Sparks will need to improve their shooting as they were 22-64 (34.4%) from the field.

2017 vs. Chicago

June 6 CHI W, 79-70
 July 20 CHI 12:30 p.m. PST
 August 18 @ CHI 7:30 p.m. PST

Last Game Recap:

Nneka Ogumike had 20 points and 11 rebounds for her first double-double of the season, and the Los Angeles Sparks beat the Chicago Sky 79-70 on Tuesday night.

Los Angeles was just 4-of-16 shooting in the third quarter, but scored on its first three possessions of the fourth for a 62-53 lead. Chicago got within 67-62, but Alana Beard's back-door cut for a layup and Chelsea Gray's basket in traffic made it a nine-point lead with 2:13 to go.

Beard finished with 18 points and Candace Parker added 12 for Los Angeles (4-2), which remained unbeaten at home. Ogumike was just 5 of 17 from the floor, but made nine of Los Angeles' 31 free throws.

The Sparks forced 18 turnovers. Courtney Vandersloot scored 13 points and Allie Quigley added 12 for Chicago (1-7). Cappie Pondexter struggled on 2-of-11 shooting for eight points.

FINAL

CHICAGO 70
 LOS ANGELES 79
 Staples Center, Los Angeles, CA
 SCORE 1 2 3 4 OT FINAL
 CHI 13 22 18 17 70
 LAS 18 23 15 23 79

HIGHLIGHTS

Biggest Lead:
 Sparks: 12 | Sky: 0
 Lead Changes: 0 | Times Tied: 1

NATIONAL BASKETBALL ASSOCIATION

OFFICIAL SCORER'S REPORT
FINAL BOX

Tuesday, June 06, 2017 STAPLES Center, Los Angeles, CA
 Officials: #19 Thom Cruise, #30 Thomas Nunez, #5 Natalie Sago

Game Duration: 2:08
 Attendance: 8,523

VISITOR: Chicago Sky (1-7)

POS	MIN	FG	FGA	3P	3PA	FT	FTA	OR	DR	TOT	A	PF	ST	TO	BS	+/-	PTS
1 Tamara Young	F 29:53	2	8	0	3	0	0	0	3	3	2	1	2	2	0	0	4
51 Jessica Breland	F 15:48	1	8	0	1	3	4	0	1	1	1	1	0	3	1	0	5
31 Stefanie Dolson	C 22:08	5	9	0	1	0	0	1	8	7	1	5	0	3	0	0	10
14 Allie Quigley	G 27:28	5	8	2	3	0	0	0	2	2	5	5	0	3	1	0	12
23 Cappie Pondexter	G 30:51	2	11	0	0	4	4	0	5	5	1	5	0	2	0	0	8
22 Courtney Vandersloot	29:40	4	9	1	3	4	5	2	4	8	5	4	0	3	0	0	13
32 Cheyenne Parker	11:30	1	2	0	0	1	2	1	3	4	0	3	1	0	1	0	3
34 Imari Boyette	23:53	3	7	1	1	0	0	3	6	9	1	3	1	2	1	0	7
11 Amber Harris	1:07	1	1	0	0	0	0	1	0	1	0	0	0	0	0	0	2
2 Kahleah Copper	7:44	3	8	0	1	0	0	0	0	0	0	1	0	1	0	0	6
25 Malayia Epps	DNP - Coach's Decision																
24 Keshia Hampton	DNP - Coach's Decision																
200:00		27	85	4	13	12	15	8	30	38	18	28	4	19	4	0	70
		41.5 % 30.8 % 80.0 % TM REB: 10 TOT TO: 19 (15 PTS)															

HOME: LOS ANGELES SPARKS (4-2)

POS	MIN	FG	FGA	3P	3PA	FT	FTA	OR	DR	TOT	A	PF	ST	TO	BS	+/-	PTS
17 Essence Carson	F 20:00	1	3	1	1	2	2	1	1	2	2	2	1	0	1	0	5
30 Nneka Ogumike	F 34:51	5	17	1	3	9	11	1	10	11	3	1	4	0	1	0	20
3 Candace Parker	C 29:44	4	10	1	3	3	4	1	4	5	2	2	2	4	2	0	12
0 Alana Beard	G 31:32	7	10	0	1	4	4	0	3	3	2	4	3	1	1	0	18
12 Chelsea Gray	G 30:49	2	10	0	3	1	3	0	4	4	5	1	0	0	1	0	5
1 Odyssey Sims	22:20	1	3	0	0	5	8	1	1	2	1	3	1	1	0	0	7
42 Janel Lavender	14:53	1	8	0	0	2	2	2	1	3	1	2	1	0	0	0	4
2 Riquna Williams	14:32	1	4	1	2	1	2	1	0	1	1	0	1	1	0	0	4
33 Tiffany Jackson-Jones	0:35	0	0	0	0	4	8	0	1	1	0	0	0	0	0	0	4
25 Ity Isikawa	0:22	0	1	0	0	0	0	0	0	0	0	0	0	0	0	0	0
24 Sydney Wise	0:22	0	0	0	0	0	0	0	0	0	0	0	0	0	0	0	0
28 Malinauna Charr	DNP - Coach's Decision																
200:00		22	84	4	13	31	40	7	25	32	17	15	13	7	8	0	79
		34.4 % 30.8 % 77.5 % TM REB: 12 TOT TO: 9 (7 PTS)															

SCORE BY PERIOD	1	2	3	4	FINAL
Sky	13	22	18	17	70
SPARKS	18	23	15	23	79

Points in the Paint: Sky 40 (20/20), SPARKS 24 (12/26)
 2nd Chance Points: Sky 10 (8/8), SPARKS 8 (1/6)
 Fast Break Points: Sky 4 (1/1), SPARKS 8 (3/8)

Biggest Lead: Sky 0, SPARKS 12
 Lead Changes: 0
 Times Tied: 1

2017 TEAM BOX SCORE

Date	Opponent	MIN	FG-A	PCT	3PM-A	PCT	FTM-A	PCT	OFF	DEF	TOI	AST	STL	BLK	TO	PF	PTS
5/13	SEA	200	33-72	45.8	8-18	44.4	4-8	50.0	5	17	22	20	14	0	11	19	78
5/19	WAS	200	34-62	54.8	10-21	47.6	21-22	95.5	5	20	25	20	8	3	11	15	99
5/24	@IND	200	34-62	54.8	8-15	53.3	14-19	73.7	4	24	28	19	4	3	9	16	90
5/27	@ATL	200	25-60	41.7	4-12	33.3	19-23	82.6	11	21	32	18	3	7	17	20	73
5/30	@NYL	200	31-62	50.0	5-16	31.3	23-27	85.2	7	21	28	16	13	3	11	18	90
6/6	CHI	200	22-64	34.4	4-13	30.8	31-40	77.5	7	25	32	17	13	6	7	15	79
6/9	@DAL	200	36-72	50.0	3-11	27.3	15-15	100	7	22	29	14	7	5	15	20	90
6/10	@PHO	200	31-59	52.5	8-18	44.4	19-27	70.4	4	18	22	22	9	4	11	20	89
6/13	DAL	200	35-61	57.4	5-16	31.3	22-26	84.6	3	24	27	22	9	2	19	29	97
6/15	SAS	200	27-56	48.2	2-12	16.7	24-28	85.7	4	24	28	15	6	4	13	11	80
6/18	PHO	200	32-67	47.8	6-19	31.6	20-23	87.0	9	31	40	22	10	4	13	19	90
6/24	@IND	200	32-60	53.3	8-17	47.1	12-14	85.7	4	27	31	19	9	5	14	21	84
6/27	@CON	200	32-64	50.0	4-12	33.3	19-26	73.1	8	24	32	20	8	7	9	19	87
6/30	@ATL	200	31-60	51.7	8-17	47.1	15-20	75.0	8	25	33	16	9	5	18	17	85
7/2	WAS	200	28-68	41.2	8-19	42.1	12-15	80.0	10	24	34	17	7	3	9	16	76
7/6	@MIN	200	32-66	48.5	4-16	25.0	9-11	81.8	9	19	28	15	9	3	17	18	77
7/8	@SEA	200	26-70	37.1	4-23	17.4	13-14	92.9	9	18	27	10	11	5	11	16	69
7/13	CON	200	31-70	44.3	8-23	34.8	17-20	85.0	9	28	37	20	7	5	15	16	87
7/17	IND																
7/25	SEA																
7/28	@SAS																
7/30	DAL																
8/4	NYL																
8/6	@DAL																
8/1	@MIN																
8/12	@PHO																
8/13	@NYL																
8/16	@WAS																
8/18	@CHI																
8/22	SAS																
8/24	@PHO																
8/27	MIN																
9/1	ATL																
9/3	CON																

2017 OPPONENT BOX SCORE

Date	Opponent	MIN	FG-A	PTC	3PM-A	PTC	FTM-A	PTC	OFF	DEF	TOI	AST	STL	BLK	TO	PF	PTS
5/13	SEA	200	26-50	52.0	4-16	25.0	12-12	100	3	24	27	20	4	7	23	16	68
5/19	WAS	200	31-62	50.0	9-24	37.5	18-19	94.7	8	18	26	23	7	1	14	18	89
5/24	@IND	200	36-67	53.7	11-16	68.8	10-14	71.4	7	23	30	16	3	1	8	16	93
5/27	@ATL	200	28-63	44.4	2-12	16.7	17-28	60.7	11	20	31	21	11	5	13	22	75
5/30	@NYL	200	30-66	45.5	9-21	42.9	6-12	50.0	11	19	30	18	7	2	18	21	75
6/6	CHI	200	27-65	41.5	4-13	30.8	12-15	80.0	8	30	38	16	4	4	19	28	70
6/9	@DAL	200	33-71	46.5	6-20	30.0	24-28	85.7	12	22	34	20	10	4	14	18	96
6/10	@PHO	200	29-65	44.6	9-24	37.5	20-23	87.0	11	19	30	16	6	3	14	26	87
6/13	DAL	200	35-61	57.	5-16	31.3	22-26	84.6	3	24	27	22	9	2	10	20	97
6/15	SAS	200	30-67	44.8	5-18	27.8	10-11	90.9	7	24	31	16	6	2	13	20	75
6/18	PHO	200	22-67	32.8	5-26	19.2	10-16	62.5	15	20	35	14	9	3	19	23	59
6/24	@IND	200	27-64	42.2	6-21	28.6	13-15	86.7	6	20	26	11	7	3	12	15	73
6/27	@CON	200	28-77	36.4	8-18	44.4	15-17	88.2	16	26	42	15	3	1	14	21	79
6/30	@ATL	200	31-66	47.0	3-10	30.0	11-20	55.0	9	20	29	25	8	2	14	20	76
7/2	WAS	200	24-66	36.4	4-19	21.1	17-19	89.5	10	22	32	10	5	5	11	18	69
7/6	@MIN	200	34-71	47.9	6-14	42.9	14-19	73.7	15	24	39	19	8	5	15	11	88
7/8	@SEA	200	28-54	51.9	8-15	53.3	17-18	94.4	4	24	28	20	5	3	18	12	81
7/13	CON	200	30-71	42.3	7-18	38.9	10-16	62.5	9	28	37	14	12	0	18	20	77
7/17	IND																
7/25	SEA																
7/28	@SAS																
7/30	DAL																
8/4	NYL																
8/6	@DAL																
8/1	@MIN																
8/12	@PHO																
8/13	@NYL																
8/16	@WAS																
8/18	@CHI																
8/22	SAS																
8/24	@PHO																
8/27	MIN																
9/1	ATL																
9/3	CON																

SPARKS 2017 SCORING BREAKDOWN

SPARKS

OPPONENTS

Date	Opponent	Result	Score			1ST		2ND		TOT			1ST		2ND		TOT
				1ST	2ND	HAL	3RD	4TH	HAL		1ST	2ND	HAL	3RD	4TH	HAL	
5/13	SEA	W	78-68	20	18	38	16	24	40	78	21	16	37	12	19	31	68
5/19	WAS	W	99-89	34	25	59	19	21	40	99	22	26	48	22	19	41	89
5/24	@IND	L	90-93	28	27	55	10	25	35	90	23	18	41	27	25	52	93
5/27	@ATL	L	73-75	18	14	32	12	29	41	73	20	9	29	22	24	46	75
5/30	@NYL	W	99-89	16	20	36	30	24	54	90	21	17	38	26	11	37	75
6/6	CHI	W	79-70	18	23	41	15	23	38	79	13	22	35	18	17	35	70
6/9	@DAL	L	90-96	28	22	50	21	19	40	90	16	25	41	23	32	55	96
6/10	@PHO	W	89-87	19	20	39	26	24	50	89	18	22	40	21	26	47	87
6/13	DAL	W	97-87	23	25	48	24	25	49	97	8	27	35	17	35	52	87
6/15	SAS	W	80-75	25	21	46	12	22	34	80	11	15	26	24	25	49	75
6/18	PHO	W	90-59	38	15	53	19	18	37	90	17	19	36	12	11	23	59
6/24	@IND	W	84-73	20	26	46	19	19	38	84	23	17	40	12	21	33	73
6/27	@CON	W	87-79	27	18	45	23	19	42	87	17	22	39	17	23	40	79
6/30	@ATL	W	85-76	23	21	44	27	14	41	85	23	13	36	18	22	40	76
7/2	WAS	W	76-69	17	13	30	24	22	46	76	24	23	47	10	12	22	69
7/6	@MIN	L	77-88	14	22	36	25	16	41	77	25	21	46	22	20	42	88
7/8	@SEA	L	69-81	21	18	39	16	14	30	69	15	22	37	23	21	44	81
7/13	CON	W	87-77	18	28	46	23	18	41	87	32	13	45	12	20	32	77
7/17	IND																
7/25	SEA																
7/28	@SAS																
7/30	DAL																
8/4	NYL																
8/6	@DAL																
8/1	@MIN																
8/12	@PHO																
8/13	@NYL																
8/16	@WAS																
8/18	@CHI																
8/22	SAS																
8/24	@PHO																
8/27	MIN																
9/1	ATL																
9/3	CON																

2017 RECORD WHEN...

QUICK OVERVIEW	RECORD
Overall	13-5
Home	8-0
Road	5-5
vs. Western Conference	5-3
vs. Eastern Conference	8-2

BREAKDOWN	RECORD
vs. teams .500+ (day of game)	6-1
vs. teams sub .500 (day of game)	7-4
Games 1-10	7-3
Games 11-20	6-2
Games 21-34	N/A
Pre All-Star Break	13-5
Post All-Star Break	N/A

DAYS OF REST	
Back-to-back games	1-0
1 day between games	2-1
2 days between games	3-0
3 days between games	3-3
4+ days between games	4-1

BY DAY	RECORD	HOME	ROAD
Monday			
Tuesday	4-0	2-0	2-0
Wednesday	0-1		0-1
Thursday	2-1	2-0	0-1
Friday	2-1	1-0	1-1
Saturday	3-2	1-0	2-2
Sunday	2-0	2-0	

BY MONTH	RECORD	HOME	ROAD
May	3-2	2-0	1-2
June	8-1	4-0	4-1
July	2-2	2-0	0-2
August			
September			

SPARKS RECORD WHEN	RECORD
Shooting 45%+	10-3
Shooting sub 45%	3-2
Opponents shooting 45%+	5-4
Opponents shooting sub 45%	8-1
Bench outscores opponent bench	4-2
Bench outscored by opponent bench	7-3
Bench scoring is tied	2-0
Tied or more points in the paint	10-3
Fewer points in the paint	3-2
Score 70 + points	13-4
Score sub 70 points	0-1
Score 75+ points	13-3
Score sub 75 points	0-2
Opponent scores 75+ points	8-5
Opponent sub 75 points	5-0
More/tied rebounds than opponent	5-1
Fewer rebounds than opponent	8-4

STARTING LINEUPS	RECORD
Alana Beard, Nneka Ogumike, Tiffany Jackson-Jones, Riquna Williams, and Chelsea Gray	1-0
Essence Carson, Nneka Ogumike, Candace Parker, Alana Beard, and Chelsea Gray	8-4
Alana Beard, Nneka Ogumike, Candace Parker, Riquna Williams, and Chelsea Gray	4-1

2017 REGULAR SEASON SUPERLATIVES

LOS ANGELES SPARKS HIGHS

Points, Game.....	99 vs Washington 5/19
Points, First Half.....	59 vs Washington 5/19
Points, Second Half.....	54 @ New York 5/30
Points, 1Q.....	38 vs Phoenix 6/18
Points, 2Q.....	27 @ Indiana 5/24
Points, 3Q.....	30 @ New York 5/30
Points, 4Q.....	29 @ Atlanta 5/27
Points, Overtime.....	-

Field Goals Made, 1H....	22 @ Dallas 6/9
Field Goals Att, 1H.....	41 vs Seattle 5/13
Field Goal %, 1H.....	67.7% 2 times
Field Goals Made, 2H....	21 @ New York 5/30
Field Goals Att, 2H.....	38 @ Minnesota 7/6
Field Goal %, 2H.....	65.6% @ New York 5/30
Field Goals Made,Game..	36 @ Dallas 6/9
Field Goals Att,Game.....	72, 2 times
Field Goal %,Game.....	57.4% vs Dallas 6/13

3FG Made, Game.....	10 vs Washington 5/19
3FG Att, Game	23, 2 times
3FG Percentage, Game....	53.3% @ Indiana 5/24

Free Throws Made.....	31 vs Chicago 6/6
Free Throws Att.....	40 vs Chicago 6/6
FT Percentage.....	100% @ Dallas 6/9

Offensive Rebounds....	11 @ Atlanta 5/27
Defensive Rebounds...	31 vs Phoenix 6/18
Total Rebounds.....	40 vs Phoenix 6/18

Assists.....	22, 3 times
Steals.....	14 vs Seattle 5/13
Turnovers.....	21 @ Atlanta 5/27
Blocked Shots.....	7, 2 times
Personal Fouls.....	21, @ Indiana 6/24

OPPONENT HIGHS

Points, Game.....	96 @ Dallas 6/9
Points, First Half.....	48 vs Washington 5/19
Points, Second Half.....	55 @ Dallas 6/9
Points, 1Q.....	32 vs Connecticut 7/13
Points, 2Q.....	27 vs Dallas 6/13
Points, 3Q.....	27 @ Indiana 5/24
Points, 4Q.....	35 vs Dallas 6/13
Points, Overtime.....	-

Field Goals Made, 1H....	17, 3 times
Field Goals Att, 1H.....	38 @ Connecticut 6/27
Field Goal %, 1H.....	59.3% vs Seattle 5/13
Field Goals Made, 2H....	20 @ Indiana 5/24
Field Goals Att, 2H.....	39 @ Connecticut 6/27
Field Goal %, 2H.....	58.8% @ Indiana 5/24
Field Goals Made,Game..	36 @ Indiana 5/24
Field Goals Att,Game	77 @ Connecticut 6/27
Field Goal %, Game	53.7% @ Indiana 5/24

3FG Made.....	11 @ Indiana 5/24
3FG Att.....	26 vs Phoenix 6/18
3FG Percentage.....	68.8% @ Indiana 5/24

Free Throws Made.....	24 @ Dallas 6/9
Free Throws Att.....	30 vs Dallas 6/13
FT Percentage.....	94.7% vs Washington 5/19

Offensive Rebounds....	16 @ Connecticut 6/27
Defensive Rebounds...	30 vs Chicago 6/6
Total Rebounds.....	42 @ Connecticut 6/27

Assists.....	25 @ Atlanta 6/30
Steals.....	12 vs Connecticut 7/13
Turnovers.....	24 vs Seattle 5/13
Blocked Shots.....	7 vs Seattle 5/13
Personal Fouls.....	28 vs Chicago 6/6

Largest lead at any time.... 33 vs Phoenix 6/18
Largest deficit at any time... 19 at Minnesota 7/6

LOS ANGELES SPARKS LOWS

-Points, Game.....	69 @ Seattle 7/8
-Points, First Half.....	30 vs Washington 7/2
-Points, Second Half.....	30 @ Seattle 7/8
-Points, 1Q.....	14 @ Minnesota 7/6
-Points, 2Q.....	13 vs Washington 7/2
-Points, 3Q.....	10 @ Indiana 5/24
-Points, 4Q.....	14 @ Seattle 7/8
-Points, Overtime.....	-

-Field Goals Made, 1H...	10 @ New York 5/30
-Field Goals Att, 1H.....	27 vs San Antonio 6/15
-Field Goal %, 1H.....	33.3% @ New York 5/30
-Field Goals Made, 2H....	9 vs Chicago 6/6
-Field Goals Att, 2H.....	26 @ Atlanta 6/30
-Field Goal %, 2H.....	28.1% vs Chicago 6/6
-Field Goals Made,Game..	22 vs Chicago 6/6
-Field Goals Att,Game.....	56 vs San Antonio 6/15
-Field Goal %,Game.....	34.4% vs Chicago 6/6

-3FG Made, Game.....	2 vs San Antonio 6/15
-3FG Att, Game.....	11 @ Dallas 6/9
-3FG Percentage, Game..	16.7% vs San Antonio 6/15

-Free Throws Made.....	4 vs Seattle 5/13
-Free Throws Att.....	8 vs Seattle 5/13
-FT Percentage.....	50.0% vs Seattle 5/13

-Offensive Rebounds....	3 vs Dallas 6/13
-Defensive Rebounds...	17 vs Seattle 5/13
-Total Rebounds.....	22, 2 times

-Assists.....	10 @ Seattle 7/8
-Steals.....	3 @ Atlanta 5/27
-Turnovers.....	9, 2 times
-Blocked Shots.....	0 vs Seattle 5/13
-Personal Fouls.....	11 vs San Antonio 6/15

OPPONENT LOWS

-Points, Game.....	59 vs Phoenix 6/18
-Points, First Half.....	26 vs San Antonio 6/15
-Points, Second Half.....	22 vs Washington 7/2
-Points, 1Q.....	8 vs Dallas 6/13
-Points, 2Q.....	9 @ Atlanta 5/27
-Points, 3Q.....	10 vs Washington 7/2
-Points, 4Q.....	11, 2 times
-Points, Overtime.....	-

-Field Goals Made, 1H...	11, 2 times
-Field Goals Att, 1H.....	27 vs Seattle 5/13
-Field Goal %, 1H.....	32.4 vs San Antonio 6/15
-Field Goals Made, 2H...	8 vs Phoenix 6/18
-Field Goals Att, 2H.....	23 vs SEA 5/13, @ SEA 7/8
-Field Goal %, 2H.....	24.2 vs Phoenix 6/18
-Field Goals Made,Game..	22 vs Phoenix 6/18
-Field Goals Att,Game	54 @ Seattle 7/8
-Field Goal %, Game.....	32.8% vs Phoenix 6/18

-3FG Made.....	2 @ Atlanta 5/27
-3FG Att.....	10 @ Atlanta 6/30
-3FG Percentage.....	16.7% @ Atlanta 5/27

-Free Throws Made.....	6 @ New York 5/30
-Free Throws Att.....	8 vs Seattle 5/13
-FT Percentage.....	50.0%, 2 times

-Offensive Rebounds....	3 vs Seattle 5/13
-Defensive Rebounds...	18 vs Washington 5/19
-Total Rebounds.....	26, 2 times

-Assists.....	10 vs Washington 7/2
-Steals.....	3 @ Indiana 5/24
-Turnovers.....	8 @ Indiana 5/24
-Blocked Shots.....	0 vs Connecticut 7/13
-Personal Fouls.....	11 @ Minnesota 7/6

2017 INDIVIDUAL HIGH PERFORMANCES

Sparks Individual Highs:

Points.....	29 Nneka Ogumike vs Connecticut 7/13
Field Goals Made...	11 Nneka Ogumike at Dallas 6/9 Candace Parker at Dallas 6/9
Field Goals Att.....	20 Nneka Ogumike vs Seattle 5/13 Nneka Ogumike at Dallas 6/9 Candace Parker at Dallas 6/9
FG% (Min. 8 FGM).....	88.9% (8-9) Nneka Ogumike vs Phoenix 6/18
3FG Made.....	6 Sydney Wiese vs Washington 5/19
3FG Att.....	10 Sydney Wiese vs Washington 5/19
Free Throws Made....	10 Nneka Ogumike at Indiana 5/24
Free Throws Att.....	11 Nneka Ogumike at Indiana 5/24 Nneka Ogumike vs Chicago 6/6
FT%(Min. 8 FTM).....	100% (9-9) Nneka Ogumike vs Washington 5/19
Offensive Rebounds	7 Candace Parker vs Washington 7/2
Defensive Rebounds	13 Candace Parker at Indiana 6/24
Total Rebounds.....	14 Nneka Ogumike at Minnesota 7/6
Assists.....	8 Chelsea Gray vs Seattle 5/13 Chelsea Gray at Phoenix 6/10
Steals.....	5 Alana Beard vs Seattle 5/13
Turnovers.....	7 Candace Parker vs Connecticut 7/13
Blocked Shots.....	5 Candace Parker at Connecticut 6/27
Personal Fouls.....	6 Essence Carson at Phoenix 6/10
Minutes Played.....	37:56 Candace Parker at Dallas 6/9

Opponent Individual Highs:

Points.....	28 Diggins-Smith vs Dallas 6/13
Field Goals Made...	11 Tina Charles at New York 5/30 Glory Johnson at Dallas 6/9
Field Goals Att.....	20 Glory Johnson at Dallas 6/9
FG% (Min. 8 FGM)...	66.7% (10-15) Isabelle Harrison vs San Antonio 6/15
3FG Made.....	6 Diana Taurasi at Phoenix 6/10
3FG Att.....	10 Diana Taurasi at Phoenix 6/10 Diana Taurasi vs Phoenix 6/18
Free Throws Made...	12 Skylar Diggins-Smith vs Dallas 6/13
Free Throws Att.....	13 Skylar Diggins-Smith vs Dallas 6/13
FT%(Min. 8 FTM).....	100% (10-10) Elena Delle Donne vs Washington 5/19 (8-8) Breanna Stewart at Seattle 7/8
Offensive Rebounds	10 Jonquel Jones at Connecticut 6/27
Defensive Rebounds	10 Alyssa Thomas at Connecticut 6/27
Total Rebounds.....	17 Jonquel Jones at Connecticut 6/27
Assists.....	12 Layshia Clarendon at Atlanta 5/27
Steals.....	5 Jasmine Thomas vs Connecticut 7/13
Turnovers.....	9 Jewell Loyd vs Seattle 5/13
Blocked Shots.....	4 Sylvia Fowles at Minnesota 7/6
Personal Fouls.....	6 Tiffany Hayes at Atlanta 6/30
Minutes Played	38:19 Bria Holmes at Atlanta 5/27

2017 TOP INDIVIDUAL PERFORMANCES

POINTS

29	Nneka Ogumike vs Connecticut 7/13
28	Nneka Ogumike at Dallas 6/9
27	Nneka Ogumike at Minnesota 7/6
25	Chelsea Gray at Atlanta 5/27
25	Candace Parker at Dallas 6/9
24	Nneka Ogumike at Indiana 5/24
24	Chelsea Gray at Phoenix 6/10
24	Chelsea Gray vs Dallas 6/13
23	Nneka Ogumike vs Seattle 5/13
23	Nneka Ogumike vs Washington 5/19
22	Nneka Ogumike at New York 5/30
22	Sydney Wiese vs Washington 5/19

TOTAL REBOUNDS

14	Nneka Ogumike at Minnesota 7/6
13	Nneka Ogumike at Dallas 6/9
13	Candace Parker at Indiana 6/24
13	Candace Parker at Atlanta 6/30
12	Candace Parker at Indiana 5/24
11	Candace Parker at New York 5/30
11	Nneka Ogumike vs Chicago 6/6
11	Candace Parker vs Washington 7/2
11	Nneka Ogumike vs Connecticut 7/13
9	Nneka Ogumike vs San Antonio 6/15
9	Nneka Ogumike at Connecticut 6/27
9	Nneka Ogumike at Seattle 7/8

ASSISTS

8	Chelsea Gray vs Seattle 5/13
8	Chelsea Gray at Phoenix 6/10
7	Candace Parker at Indiana 6/24
6	Odyssey Sims vs Seattle 5/13
6	Candace Parker at Indiana 5/24
6	Candace Parker at Atlanta 5/27
6	Chelsea Gray at New York 5/30
6	Candace Parker vs Phoenix 6/18
6	Chelsea Gray at Seattle 7/8
6	Candace Parker vs Connecticut 7/13

FIELD GOALS

11	Candace Parker at Dallas 6/9
11	Nneka Ogumike at Dallas 6/9
10	Nneka Ogumike vs Seattle 5/13
10	Nneka Ogumike at Minnesota 7/6
10	Nneka Ogumike vs Connecticut 7/13
9	Odyssey Sims vs Seattle 5/13
9	Chelsea Gray at Atlanta 5/27
9	Nneka Ogumike at New York 5/30
9	Nneka Ogumike at Connecticut 6/27
9	Candace Parker at Atlanta 6/30

OFFENSIVE REBOUNDS

7	Candace Parker vs Washington 7/2
6	Nneka Ogumike at Minnesota 7/6
5	Nneka Ogumike at Dallas 6/9
4	Nneka Ogumike at Atlanta 5/27
4	Nneka Ogumike at New York 5/30

STEALS

5	Alana Beard vs Seattle 5/13
4	Alana Beard vs Chicago 6/6
4	Nneka Ogumike at New York 5/30
4	Nneka Ogumike vs Chicago 6/6
4	Nneka Ogumike at Phoenix 6/10

3-PT. FIELD GOALS

6	Sydney Wiese vs Washington 5/19
4	Chelsea Gray vs Connecticut 7/13
3	Chelsea Gray, 5 times
3	Nneka Ogumike vs Seattle 5/13
3	Candace Parker vs Dallas 6/13
3	Essence Carson at Indiana 5/24
3	Riquna Williams vs Phoenix 6/18

DEFENSIVE REBOUNDS

13	Candace Parker at Indiana 6/24
11	Candace Parker at Indiana 5/24
10	Nneka Ogumike vs Chicago 6/6
10	Candace Parker at Atlanta 6/30
10	Nneka Ogumike vs Connecticut 7/13
9	Candace Parker at New York 5/30

TURNOVERS

7	Candace Parker vs Connecticut 7/13
6	Chelsea Gray at Atlanta 5/27
6	Nneka Ogumike at Atlanta 6/30
5	Candace Parker at Atlanta 5/27
5	Candace Parker at Indiana 6/24
5	Candace Parker at Atlanta 6/30

FREE THROWS

10	Nneka Ogumike at Indiana 5/24
9	Nneka Ogumike vs Washington 5/19
9	Nneka Ogumike vs Chicago 6/6
8	Chelsea Gray vs San Antonio 6/15

BLOCKED SHOTS

5	Candace Parker at Connecticut 6/27
3	Candace Parker at Atlanta 5/27
3	Candace Parker vs Phoenix 6/18

MINUTES PLAYED

37:56	Candace Parker at Dallas 6/9
37:53	Nneka Ogumike vs Seattle 5/13
37:12	Alana Beard vs San Antonio 6/15
36:52	Chelsea Gray at Connecticut 6/27
36:38	Alana Beard at Minnesota 7/6

2017 OFFENSIVE TALLIES

PLAYER	G-GS	10-19 PTS	20-29 PTS	30+ PTS	10+ REB	5+ AST	DBL-DBL	TPL-DBL
Alana Beard	18-18	8				2		
Essence Carson	15-12	3						
Maimouna Diarra	4-0							
Chelsea Gray	18-18	11	4			7		
Tiffany Jackson-Jones	13-1							
Jantel Lavender	16-0	3						
Nneka Ogwumike	18-18	6	12		4		4	
Candace Parker	17-17	10	5		4	8	5	
Odyssey Sims	15-0	1	1			3		
Sydney Wiese	15-0		1					
Riquna Williams	16-6	6						

2017 OFFENSIVE LEADERS (INCLUDES TIES)

PLAYER	MINUTES	POINTS	REBOUNDS	ASSISTS	STEALS	BLOCKS
Alana Beard	7			1	7	3
Essence Carson					2	1
Maimouna Diarra						
Chelsea Gray	5	4		7	1	2
Tiffany Jackson-Jones			1			1
Jantel Lavender						1
Nneka Ogwumike	4	12	9		9	4
Candace Parker	3	3	9	10	3	15
Odyssey Sims				1	1	1
Sydney Wiese						1
Riquna Williams					3	1

2016 REGULAR SEASON SUPERLATIVES

LOS ANGELES SPARKS HIGHS

Points, Game.....	102 at New York 9/7
Points, First Half.....	49 (2 times)
Points, Second Half.....	56 (2 times)
Points, 1Q.....	30 vs. Connecticut 6/24
Points, 2Q.....	26 (3 times)
Points, 3Q.....	32 vs. Atlanta 9/4
Points, 4Q.....	28 vs. Chicago 7/17
Points, Overtime.....	11 vs. Washington 5/26
Field Goals Made.....	40 at New York 9/7
Field Goals Att.....	75 at Chicago 9/2
Field Goal Percentage.....	61.4 vs. Connecticut 6/24
3FG Made.....	12 vs. Phoenix 6/3
3FG Att.....	28 vs. Chicago 7/17
3FG Percentage.....	50% (2 times)
Free Throws Made.....	25 at Indiana 6/12
Free Throws Att.....	29 vs. Connecticut 5/28
FT Percentage.....	100% (3 times)
Offensive Rebounds....	14 vs. Phoenix 6/3
Defensive Rebounds...	36 vs. San Antonio 7/20
Total Rebounds.....	41 at New York 9/7
Assists.....	28 vs. Chicago 7/17
Steals.....	10 (3 times)
Turnovers.....	24 at Los Angeles 5/15
Blocked Shots.....	9 vs. San Antonio 7/20
Personal Fouls.....	23 (4 times)

OPPONENT HIGHS

Points, Game.....	96 (2 times)
Points, First Half.....	56 vs. Chicago 7/17
Points, Second Half.....	52 (2 times)
Points, 1Q.....	36 vs. Chicago 7/17
Points, 2Q.....	31 at Indiana 6/1
Points, 3Q.....	32 at Minnesota 8/28
Points, 4Q.....	34 at Indiana 6/12
Points, Overtime.....	13 vs. Washington 5/26
Field Goals Made.....	41 vs. Minnesota 6/19
Field Goals Att.....	85 vs. Connecticut 6/24
Field Goal Percentage.....	58.1% vs. Indiana 7/10
3FG Made.....	11 (2 times)
3FG Att.....	26 vs. Connecticut 6/24
3FG Percentage.....	69.2% vs. Chicago 7/17
Free Throws Made.....	27 at Indiana 6/12
Free Throws Att.....	30 at Indiana 6/12
FT Percentage.....	100% at Phoenix 9/15
Offensive Rebounds....	16 (2 times)
Defensive Rebounds...	34 at San Antonio 6/14
Total Rebounds.....	45 at San Antonio 6/14
Assists.....	30 vs. Minnesota 6/19
Steals.....	13 at Dallas 6/16
Turnovers.....	17 (2 times)
Blocked Shots.....	10 at Atlanta 7/6
Personal Fouls.....	26 (2 times)

LOS ANGELES SPARKS LOWS

Points, Game.....	62 at Phoenix 9/15
Points, First Half.....	26 at Los Angeles 5/15
Points, Second Half.....	30 vs. Minnesota 5/22
Points, 1Q.....	11 at New York 7/6
Points, 2Q.....	7 vs. San Antonio 7/20
Points, 3Q.....	10 vs. Minnesota 5/22
Points, 4Q.....	10 at Atlanta 7/6
Points, Overtime.....	---
Field Goals Made.....	21 at Phoenix 9/15
Field Goals Att.....	49 at Los Angeles 5/15
Field Goal Percentage.....	35.0 at Phoenix 9/15
3FG Made.....	1 at Los Angeles 5/15
3FG Att.....	10 at Los Angeles 5/15
3FG Percentage.....	10% at Los Angeles 5/15
Free Throws Made.....	8 (2 times)
Free Throws Att.....	9 at Connecticut 6/10
FT Percentage.....	61.5 % at New York 7/6
Offensive Rebounds....	1 (2 times)
Defensive Rebounds...	15 at Dallas 6/16
Total Rebounds.....	22 at Indiana 6/1
Assists.....	10 at Phoenix 9/15
Steals.....	3 at Washington 9/9
Turnovers.....	8 (2 times)
Blocked Shots.....	0 (2times)
Personal Fouls.....	12 vs. Washington 7/15

OPPONENT LOWS

Points, Game.....	51 vs. Washington 7/15
Points, First Half.....	23 vs. Washington 7/15
Points, Second Half.....	28 vs. Washington 7/15
Points, 1Q.....	12 at Indiana 6/12
Points, 2Q.....	8 vs. Washington 7/15
Points, 3Q.....	8 vs. Minnesota 5/22
Points, 4Q.....	9 vs. Washington 7/15
Points, Overtime.....	---
Field Goals Made.....	20 vs. Washington 7/15
Field Goals Att.....	60 at San Antonio 7/8
Field Goal Percentage.....	29% vs. Washington 7/15
3FG Made.....	1 at Atlanta 7/6
3FG Att.....	7 at Minnesota 8/28
3FG Percentage.....	10% at Atlanta 7/6
Free Throws Made.....	5 vs. Washington 7/15
Free Throws Att.....	7 vs. Washington 7/15
FT Percentage.....	52.6% vs. Atlanta 6/28
Offensive Rebounds....	2 vs. Los Angeles 9/11
Defensive Rebounds...	16 (2 times)
Total Rebounds.....	22 vs. Connecticut 5/28
Assists.....	10 vs. Los Angeles 9/11
Steals.....	4 (3 times)
Turnovers.....	5 at Washington 9/9
Blocked Shots.....	0 (2 times)
Personal Fouls.....	15 at Washington 9/9

Sparks on the WNBA's All-Time Leader Boards

Career Points Leaders

21. Penny Taylor	4606
22. Alana Beard	4495
23. Tina Charles	4457
24. Jia Perkins	4341
25. Sophia Young-Malcolm	4300
26. Candace Parker	4271
27. Vickie Johnson	4243
28. Yolanda Griffith	4238
29. Plenette Pierson	4136

Career Rebounds Leaders

15. Sancho Lyttle	2322
16. Erika de Souza	2205
17. Candace Parker	2154
18. Crystal Langhorne	2151

Career Steals Leaders

3. Sheryl Swoopes	657
4. Katie Douglas	623
5. Alana Beard	620
6. DeLisha Milton-Jones	619

Career Assists Leaders

20. Sheryl Swoopes	1037
21. Nikki Teasley	982
22. Courtney Vandersloot	981
23. Alana Beard	964
24. Kara Lawson	950
25. Candace Parker	941
26. Deanna Nolan	930
27. Kelly Miller	929
28. DeLisha Milton-Jones	921

Career Blocks Leaders

8. Brittney Griner	467
9. Candace Parker	446
10. Taj McWilliams-Franklin	443
11. Michelle Snow	403

Career Field Goals Made Leaders

21. Angel McCoughtry	1728
22. Alana Beard	1701
23. Asjha Jones	1688
24. Sophia Young	1659

SEATTLE'S BIRD, FIVE FORMER MVPs SELECTED TO START VERIZON WNBA ALL-STAR 2017

NEW YORK, July 11, 2017 – Sue Bird of the Seattle Storm joins five former WNBA MVPs in headlining the list of 10 players selected by fans, WNBA players and media to start in Verizon WNBA All-Star 2017.

With her 10th All-Star selection, Bird has tied Tamika Catchings for the most in WNBA history. Bird will represent the host Storm in the All-Star Game, which will take place on Saturday, July 22 at KeyArena in Seattle (3:30 p.m. ET on ABC).

In addition to Bird (guard), the Western Conference starters include WNBA regular-season MVPs Diana Taurasi of the Phoenix Mercury (guard), Maya Moore of the Minnesota Lynx (frontcourt) and **Candace Parker of the Los Angeles Sparks (frontcourt)**. The West lineup also features 2015 Finals MVP Sylvia Fowles of Minnesota (frontcourt). Moore and Fowles have led the Lynx to a WNBA-best 13-2 record in 2017.

The Eastern Conference starting lineup includes WNBA MVPs Tina Charles of the New York Liberty (frontcourt) and Elena Delle Donne of the Washington Mystics (frontcourt). Joining Charles and Delle Donne are three first-time All-Stars: Tiffany Hayes of the Atlanta Dream (guard) and Jonquel Jones (frontcourt) and Jasmine Thomas (guard) of the East-leading Connecticut Sun.

The starting lineups for the 14th WNBA All-Star Game were revealed today on ESPN's SportsCenter: Coast to Coast. The All-Star reserves, who will be selected by the WNBA's 12 head coaches, will be announced on Tuesday, July 18 during ESPN2's telecast of the Storm and the Chicago Sky (9 p.m. ET).

Minnesota's Cheryl Reeve will serve as the West head coach and New York's Bill Laimbeer will guide the East after the Lynx and Liberty finished with the best regular-season records in their respective conferences in 2016.

ESPYS 2017 - Parker Wins Best WNBA Player

Los Angeles Sparks Center, Candace Parker, was the recipient for "Best WNBA Player." Parker beat out fellow teammate Nneka Ogumike, Tina Charles, Maya Moore and Elena Delle Donne. This was Parker's fifth ESPY of her career.

Candace Parker Named Player of the Week 6/18/ & 7/2

Candace Parker was named the Western Conference Player of the Week ending 6/18/17 and 7/2/17.

Parker earned Player of the Week honors for the 20th time in her 10-year career. Behind the 2016 Finals MVP, the Sparks went 3-0 to improve to 12-3 overall. Among West players, the 6-4 Parker ranked No. 1 in rebounding (10.3 rpg) and blocks (2.33 bpg) and was tied for fifth in scoring (17.3 ppg) and assists (4.0 apg).

The two-time regular-season MVP tipped off her week with 14 points, seven rebounds, five blocks and three assists in an 87-79 win at Connecticut. Parker then recorded back-to-back doubles, starting with 21 points and 13 rebounds to go with five assists and two steals in an 85-76 victory at the Atlanta Dream on June 30. Two days later, the former University of Tennessee star notched 17 points, 11 rebounds and four assists in a 76-69 home win over the Washington Mystics.

LOS ANGELES' AGLER NAMED WNBA COACH OF THE MONTH

NEW YORK, July 5, 2017 – The Los Angeles Sparks' Brian Agler today was named the WNBA Coach of the Month for games played in June.

Agler guided the Sparks to a WNBA-best 8-1 mark for the month as Los Angeles finished June with an 11-3 record. Los Angeles went 4-0 at Staples Center in June and remains the only team to win every home game this season.

The Sparks closed the month on a seven-game winning streak, highlighted by a 90-59 home victory over the Phoenix Mercury on June 18 and road wins over the Indiana Fever, Connecticut Sun and Atlanta Dream in the final three games of June.

Los Angeles was powered by its defense, which led the WNBA in steals (8.89 spg) and ranked second in points allowed (78.0 ppg) and blocked shots (4.67 bpg). The Sparks were also second in the league in field goal percentage (49.4) and point differential (+8.8).

Agler will guide the defending WNBA champion Sparks (12-3) against the league-leading Minnesota Lynx (12-1) on Thursday, July 6 at 8 p.m. ET on ESPN2. Los Angeles will take an eight-game winning streak into its first meeting of the season against last year's Finals opponent.

Ogumike Nominated for Favorite Female Athlete

Nneka Ogumike has been nominated for the 2017 Nickelodeon's Kid Choice Sports Awards - Favorite Female Athlete.

Nickelodeon's fourth annual Kids' Choice Sports hosted by Russell Wilson will be airing live on Sunday, July 16th only on Nickelodeon. Voting starts on Nick.com on May 31st. Fans can vote by going to nick.com/KCS.

Sparks President and COO Featured on LA Galaxy Women's Leadership Series Panel

On July 19th, the LA Galaxy and LA Galaxy Foundation will honor Women in Sports at a pregame Women's Leadership speaker panel and networking event in collaboration with Women in Sports & Events of Los Angeles (WISE LA). Los Angeles Sparks President and Chief Operations Officer, Christine Simmons, will be featured as one of the members on the panel. The moderator will be ESPN Analyst and Author of Choose to Matter, Julie Foudy. Workshop will include pre-event cocktails, networking, and speaker panel highlighting progress and direction of women in sports and emerging roles within the sport & entertainment industry.

2017 LOS ANGELES SPARKS SOCIAL MEDIA ROSTER

NO	PLAYER	TWITTER HANDLE	WEBSITE
0	Alana Beard	@Alanabeard20	
17	Essence Carson	@PR3pe	https://soundcloud.com/PR3PE
26	Maimouna Diarra		
12	Chelsea Gray	@cgray209	
33	Tiffany Jackson-Jones	@tiffjack3	
42	Jantel Lavender	@jlav42	
30	Nneka Ogumike	@Nnemkadi30	https://www.instagram.com/nnemkadi/
3	Candace Parker	@Candace_Parker	http://candaceparker.com/
1	Odyssey Sims	@Lucky_Lefty0	
24	Sydney Wiese	@swiesebaby24	
2	Riquna Williams	@riquna_w	
	Brian Agler	@brian_agler	
	Tonya Edwards		
	Bobby Kelsey	@BobbieKelsey	
	Los Angeles Sparks Official	@LA_Sparks	http://sparks.wnba.com/

2017 LOS ANGELES SPARKS ON SOCIAL MEDIA


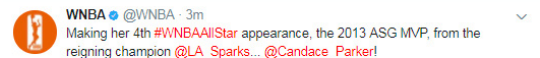


Congrats [@Alanabeard20](#) on making history as the 5th All-Time Steals leader in [@WNBA](#)! [#WeRise](#)



8:50 PM - 13 Jul 2017

34 Retweets 68 Likes



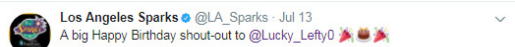
8 20



12 380 1.2K



35 193 1.4K



3 17 95

BRIAN AGLER BIOGRAPHY

WNBA Head Coaching Record: 237-202
Los Angeles Sparks Head Coaching Record: 53-33
Seasons in the WNBA: 14th Season
Seasons with the Sparks: 3rd Season

HEAD COACH BRIAN AGLER

On Jan. 5, 2015, Agler became the 12th head coach in Los Angeles Sparks history, bringing with him over 30 years of head-coaching experience, including 11 in the WNBA. In his first season with LA, Agler led the Sparks to a league-best 15th postseason appearance. Just one year later he led them to a 26-8 regular season mark and the 2016 WNBA championship, the third league title in the franchise's history.

Along the way, three Sparks players earned major WNBA awards in 2016 -- Nneka Ogwumike (league MVP); Candace (Finals MVP); and Jantel Lavender (Sixth Woman of the Year). The 2016 championship, when coupled with the one captured by his Seattle Storm in 2010, made Agler the first head coach in WNBA history to guide two different franchises to a title.

The all-time winningest coach in women's professional basketball history in the U.S. with 296 regular-season victories, Agler enters the 2017 campaign with 224 wins as a WNBA head coach and 72 from his tenure in the ABL. On June 6, 2017, when the Sparks faced the Chicago Sky at the Staples Center, Head Coach Brian Agler notched his **300th regular season career win as a head coach**.

Immediately prior to joining the Sparks, Agler spent seven seasons (2008-14) at the helm of the Storm, guiding Seattle to the playoffs in each of his first six campaigns and compiling an overall regular-season record of 136-102 (.571) during his tenure there. In 2010, when Agler was recognized as the WNBA Coach of the Year, his Storm – led by league MVP Lauren Jackson and All-Star Sue Bird – captured the franchise's second WNBA title with an impressive regular 28-6 season record and a 7-0 run through the postseason.

Agler first joined the WNBA as Head Coach and GM of the expansion Minnesota Lynx from 1999-2002, where he compiled a 42-54 (.438) record. Following that, Agler was an assistant with the Phoenix Mercury in 2004 before spending 2005-07 as an assistant with the San Antonio Stars.

Agler's move to the WNBA's Lynx in 1999 followed three seasons as head coach of the ABL's Columbus Quest from 1996-1999, when his teams compiled a 72-18 regular-season record and a 10-4 mark in the postseason. Agler led the Quest to back-to-back ABL championships in 1997 and 1998 and was the ABL Coach of the Year for the 1996-97 campaign.

Agler spent 15 seasons coaching in the collegiate ranks, including 13 seasons as a head coach. He posted an impressive collegiate record of 248-135 (.648 winning percentage). From 1993-96 he served as the head women's basketball coach at Kansas State. In 1998, Agler took over as the head women's coach at the University of Missouri-Kansas City. In five seasons at UMKC, Agler was 85-54 and took the Kangaroos from a 9-16 record in 1988-89 to four straight winning seasons. Under his direction, UMKC led the NCAA in scoring defense three straight seasons (1990-93). In 1991, UMKC set an NCAA record, allowing just 51.8 points per game.

As the head women's basketball coach at Northeast Oklahoma A&M Junior College from 1984-88, Agler compiled a 124-42 record. In 1985-86, NEO A&M ranked second nationally at 30-2.

Agler attended Wittenberg University (Springfield, Oh.), where he starred on the basketball team, leading the Tigers to their only NCAA Division III basketball championship in basketball as a freshman. He started all 112 games during his career, leaving the school as the all-time assist leader (481). Agler was the MVP of the Ohio Athletic Conference and first-team All-America as a senior. In 1995, he was inducted into the Wittenberg Hall of Honor.

BRIAN AGLER BIOGRAPHY

BRIAN AGLER BY THE NUMBERS

WNBA CAREER HEAD COACHING STATS

Season	Team	Record	Pct.	Playoffs.
2017	Los Angeles Sparks	13-5	.722	
2016	Los Angeles Sparks	26-8	.765	5-3
2015	Los Angeles Sparks	14-20	.412	1-2
2014	Seattle Storm	12-22	.353	
2013	Seattle Storm	17-17	.500	0-2
2012	Seattle Storm	16-18	.471	1-2
2011	Seattle Storm	21-13	.618	1-2
2010	Seattle Storm	28-6	.824	7-0
2009	Seattle Storm	20-14	.588	1-2
2008	Seattle Storm	22-12	.647	1-2
2002	Minnesota Lynx	6-13	.316	
2001	Minnesota Lynx	12-20	.375	
2000	Minnesota Lynx	15-17	.469	
1999	Minnesota Lynx	15-17	.469	
WNBA TOTALS		237-202	.540	17-15 .531

ABL CAREER HEAD COACHING STATS

Season	Team	Record	Pct.	Playoffs.	Pct.
1998-99	Columbus Quest	5-1	.833		
1997-98	Columbus Quest	36-8	.818	5-2	
1996-97	Columbus Quest	31-9	.775	5-2	
ABL TOTALS		72-18	.800	10-4	.714

CAREER HEAD COACHING STATS

League	Record	Pct.	Playoffs.	Pct.
WNBA	237-202	.537	17-15	.531
ABL	72-18	.800	10-4	.714
CAREER TOTALS	309-220	.584	27-19	.587

#0	ALANA BEARD	GUARD/FORWARD	5-11	5/14/84	DUKE	EXP: 11
----	-------------	---------------	------	---------	------	---------

2017 Regular Season Averages:

G-GS	PPG	RPG	APG	SPG	BPG	MPG	FG%	3FG%	FT%
18-18	9.1	2.8	2.9	2.1	0.3	33.0	55.0	30.8	81.8

	2017 Season Highs	Career Highs
PTS	18 vs CHI 6/6	33, @ PHO 6/4/08
REB	6 @ CON 6/17	10, 2 Times
AST	5, 3 times	10, @ SAN 6/28/12
STL	5 vs SEA 5/13	7, 3 Times
BLK	2 @ ATL 6/30	4, 2 Times
FGM	7 vs CHI 6/6	13, vs SEA 7/23/06
3FGM	1, 4 times	6, @ ATL 6/3/08
FTM	7 vs NYL 5/30	11 (2 times)
MINs	37, 2 times	48, vs IND 6/18/05

2017 NOTABLES

-Currently leading the league in steals, averaging 2.1 spg, is four steals shy from moving into 4th on the WNBA all-time list with 620 all-time steals, and has at least one steal in 16 of 18 games this season.

-Currently fourth in the league in minutes, averaging 33.0 minutes per game.

-Played 34 minutes, shooting 1-7 from the field, 3-4 from the free-throw line, had 4 rebounds, 5 assists, 2 steals, and score 5 points vs Connecticut on 7/13.

-Played 30 minutes, shooting 2-5 from the field, had 2 assists, 2 steals, and scored 4 points at Seattle on 7/8.

-Played a season high tying 37 minutes, shooting 4-11 from the field, had 5 rebounds, had the game high/season high tying 5 assists, 3 steals, 1 block, and scored 8 points at Minnesota 7/6.

-Played 35 minutes, shooting 6-7 from the field, 1-1 from 3-point range, had 5 rebounds, 3 assists, 2 steals, 1 block and scored 13 points versus Washington on 7/2.

GAME BY GAME STATS

[illegible]

2017 Regular Season Averages:

G-GS	PPG	RPG	APG	SPG	BPG	MPG	FG%	3FG%	FT%
15-12	5.6	1.9	1.1	0.7	0.3	20.3	38.8	27.3	85.0

	2017 Season Highs	Career Highs
PTS	15 @ IND 5/24	28 VS. DET 9/10/09
REB	5 @ IND 5/24	11, vs. CHI 7/6/12
AST	3 @ ATL 5/27	7, @ CHI 6/30/15
STL	2 vs DAL 6/13, vs SAS 6/15	5, vs. CON 8/18/11
BLK	1, 3 Times	3, 3 Times
FGM	5 @ IND 5/24	11, 2 Times
3FGM	3 @ IND 5/24	4, vs. SAC 7/23/09
FTM	3 @ DAL 6/9, @ ATL 6/30	6, 2 Times
MINs	33 @ IND 5/24	46 (Indiana - 6/26/2008)

2017 NOTABLES

-Played 13 minutes, shooting 1-5 from the field, had 1 rebound, 2 assists, 1 steal, 2 blocks, and scored 2 points versus Connecticut on 7/13.

-Played 21 minutes, shooting 2-7 from the field, had 2 rebounds, 1 assist, 1 steal, and scored 4 points at Seattle on 7/8.

-Played 23 minutes, shooting 3-6 from the field, had 2 rebounds, 2 assists, and scored 6 points at Minnesota on 7/6.

-Played 9 minutes, shooting 0-4 from the field, had 1 rebound and did not score versus Washington on 7/2.

-Returned from her groin pull in Atlanta on 6/30 playing 21 points off the bench, shooting 4-5 from the field, 1-2 from 3-point range, 3-4 from the free-throw line, collected 3 boards, 1 steal, 1 block, and scored 12 points to lead both benches.

-Wasn't with the team at Indiana or Connecticut on 6/24 and 6/27 due to a groin pull injury.

GAME BY GAME STATS

[illegible]

#26	MAIMOUNA DIARRA	CENTER	6-6	1/30/91	SENEGAL	EXP: R
-----	-----------------	--------	-----	---------	---------	--------

2017 Regular Season Averages:

G-GS	PPG	RPG	APG	SPG	BPG	MPG	FG%	3FG%	FT%
4-0	0.5	0.8	0.0	0.0	0.0	1.8	50.0	00.0	00.0

	2017 Season Highs	Career Highs
PTS	2 vs PHO 6/18	2 vs PHO 6/18
REB	3 vs PHO 6/18	3 vs PHO 6/18
AST	-	-
STL	-	-
BLK	-	-
FGM	1 vs PHO 6/18	1 vs PHO 6/18
3FGM	-	-
FTM	-	-
MINs	6 vs PHO 6/18	6 vs PHO 6/18

2017 NOTABLES

- Played 27 seconds and did not score versus Connecticut on 7/13.
- Played 38 seconds and did not score at Seattle on 7/8.
- Did not play in Minnesota on 7/6 due to coach's decision.
- Did not play versus Washington on 7/2 due to coach's decision.
- Did not play at Indiana on 6/24, Connecticut on 6/27, and Atlanta 6/30 due to coach's decision.
- Played a career and season high 6 minutes shooting 1-2 from the field, collected 3 boards and scored her first 2 points of her WNBA career versus Phoenix on 6/18.
- Did not play due to coach's decision versus Dallas on 6/13 and San Antonio on 6/15.
- Made WNBA debut at Dallas, playing 20 seconds and didn't score @Dallas on 6/9.

GAME BY GAME STATS

[illegible]

2017 Regular Season Averages:

G-GS	PPG	RPG	APG	SPG	BPG	MPG	FG%	3FG%	FT%
18-18	15.8	2.9	4.2	0.8	0.3	32.7	50.8	50.9	81.7

	2017 Season Highs	Career Highs
PTS	25, @ ATL 5/27	25, vs ATL 5/27/17
REB	6, vs WSH 7/2	9, @ CHI 8/30/15
AST	8, 2 times	8, 3 times
STL	2 , 3 times	3, 3 times
BLK	1, 5 times	2, @ SAN 9/4/15
FGM	9 @ ATL 5/27	9 vs ATL 5/27
3FGM	4 vs CON 7/13	4, 2 times
FTM	8 vs SAS 6/15	8 vs SAS 6/15/17
MINs	37 @ CON 6/27	37, 2 Times

2017 NOTABLES

- Has scored in double figures in 15 of 18 games this season.
- Currently first in the league in three-point % in the league with 50.9%.

-Played 31 minutes, shooting 6-11 from the field, tying a career high 4-5 from 3-point range, 1-1 from the free-throw line, had 2 rebounds, 3 assists, 1 steal, and scored 17 points versus Connecticut on 7/13.

-Played 34 minutes, shooting 4-10 from the field, had 1 rebound, 6 assists, 2 steals, 1 block, and scored 8 points at Seattle on 7/8.

-Played 34 minutes, shooting 6-13 from the field, connecting on 3-6 from 3-point range for the 3rd straight game, 1-2 from the free-throw line, had 2 assists, season high tying 2 steals, and scored 16 points at Minnesota on 7/6.

-Played 36 minutes, shooting 5-18 from the field, 3-5 from 3-point range, 4-6 from the free-throw line, had a season high 6 rebounds, 3 assists, and led the team along with Parker in scoring with 17 points versus Washington on 7/2.

GAME BY GAME STATS

[illegible]

2017 Regular Season Averages:

G-GS	PPG	RPG	APG	SPG	BPG	MPG	FG%	3FG%	FT%
16-0	6.3	2.8	0.9	0.3	0.3	16.4	44.8	25.0	81.3

	2017 Season Highs	Career Highs
PTS	10, 3 times	25, Twice
REB	5 @ ATL 5/27, @ CON 6/27	13, 4 Times
AST	3 @ PHO 6/10, vs DAL 6/13	5, vs CHI 6/6/14
STL	1, 4 Times	3, vs CHI 6/6/14
BLK	2 @ IND 6/24	5, @ SAN 8/23/15
FGM	5 vs DAL 6/13	11, Twice
3FGM	1 @ SEA 7/8	1, 4 times
FTM	3 @ PHO 6/10, @ SEA 7/8	8, vs SAN 8/30/15
MINs	21, 3 times	43, @ CON 6/26/15

2017 NOTABLES

-Played 14 minutes, shooting 2-5 from the field, had 3 rebounds, and scored 4 points versus Connecticut on 7/13.

-Played 21 minutes, shooting 3-11 from the field, 1-1 from 3-point range, perfect 3-3 from the free-throw line, had 4 rebounds, and cooled the bench in points scoring 10 points for the third time this season at Seattle on 7/8.

-Played 16 minutes, shooting 3-4 from the field, had 3 rebounds, and scored 6 points at Minnesota on 7/6.

-Played 17 minutes, shooting 2-4 from the field, had 4 rebounds, and scored 4 points versus Washington on 7/2.

-Played 15 minutes shooting 2-4 from the field, had 2 rebounds, and scored 4 points at Atlanta on 6/30.

-Tied a season high playing 21 minutes, shooting 4-9 from the field, tying a season high 5 rebounds, and scored 8 points to lead both

benches at Connecticut on 6/27.

-Played 13 minutes, shooting 2-4 from the field, 0-1 from 3-point range, grabbed 3 rebounds, 1 assist, 2 blocks and scored 4 points at Indiana on 6/24.

GAME BY GAME STATS

[illegible]

2017 Regular Season Averages:

G-GS	PPG	RPG	APG	SPG	BPG	MPG	FG%	3FG%	FT%
18-18	20.4	7.5	1.8	1.9	0.7	31.4	59.9	42.9	88.9

	2017 Season Highs	Career Highs
PTS	29 vs CON 7/13	38 vs. ATL 6/30/16
REB	14 @ MIN 7/6	20, @ IND 7/12/12
AST	4 @ PHO 6/10	8, Twice
STL	4, 3 times	6 vs. CHI 6/1/14
BLK	2 @ DAL 6/9, @ SEA 7/8	5 vs. ATL 6/30/16
FGM	11 @ DAL 6/9	13 vs. ATL 6/30/16
3FGM	3 vs SEA 5/13	3 vs SEA 5/13/17
FTM	10 @ IND 5/24	14 vs. WAS, 9/3/15
MINS	38 vs SEA 5/13	42 Twice

2017 NOTABLES

-Currently second in the league in scoring, averaging 20.4 ppg, second in steals averaging 1.9 spg, and third in field goal % with 59.9%.

-Has scored in double figures in every game this season and has scored 20+ points in 12 of those contests.

-Played 34 minutes, shooting 10-14 from the field, 2-3 from 3-point range, perfect 7-7 from the free-throw line, had the game high 11 rebounds, 2 assists, 1 steal, 1 block, and scored a season high 29 points versus Connecticut on 7/13.

-Played 35 minutes, shooting 7-11 from the field 1-2 from 3-point range, 6-7 from the free-throw line, had the game high 9 re-bounds, 3 steals, 2 blocks, and led the Sparks scoring 21 points at Seattle on 7/8.

-Played 30 minutes, shooting 10-16 from the field, 7-8 from the free-throw line, had the game and season high 14 rebounds, 1 assist, 3 steals, and led all scorers with the game high 27 points at Minnesota on 7/6.

GAME BY GAME STATS

Date	Opponent	MIN	FG-A	PCI	3PM-A	PCT	FTM-A	PCT	OFF	DEF	TOI	AST	STL	BLK	TO	PF	PTS
5/13	SEA	38	10-20	50.0	3-6	50.0	0-0	0.0	0	3	3	3	3	0	3	4	23
5/19	WAS	34	6-8	75.0	2-3	66.7	9-9	100	0	3	3	3	0	0	1	2	23
5/24	@IND	26	7-10	70.0	0-1	0.0	10-11	90.9	2	3	5	2	0	0	1	5	24
5/27	@ATL	28	5-11	45.5	0-0	0.0	5-6	83.3	4	3	7	1	0	1	2	5	15
5/30	@NYL	33	9-13	69.2	0-1	0.0	4-6	66.7	4	3	7	1	4	0	1	5	22
6/6	CHI	35	5-17	29.4	1-3	33.3	9-11	81.8	1	10	11	3	4	1	0	1	20
6/9	@ DAL	33	11-20	55.0	0-1	0.0	6-6	100	5	8	13	0	3	2	3	4	28
6/10	@ PHO	32	5-8	62.5	1-2	50.0	2-2	100	1	4	5	4	4	1	1	2	13
6/13	DAL	32	7-8	87.5	0-0	0.0	7-7	100	1	3	4	1	0	0	0	1	21
6/15	SAS	30	5-12	41.7	0-1	0.0	6-7	85.7	2	7	9	2	0	1	0	2	16
6/18	PHO	21	8-9	88.9	0-0	0.0	2-2	100	2	5	7	2	0	0	1	2	18
6/24	@ IND	30	8-10	80.0	0-0	0.0	5-5	100	1	5	6	2	2	1	1	3	21
6/27	@ CON	32	9-13	69.2	1-2	50.0	2-3	66.7	3	6	9	2	2	1	0	1	21
6/30	@ ATL	32	3-9	33.3	0-0	0.0	5-6	83.3	1	6	7	1	2	0	6	2	11
7/2	WAS	31	5-8	62.5	1-1	100	4-5	80.0	1	4	5	3	3	1	2	4	15
7/6	@MIN	30	10-16	62.5	0-2	0.0	7-8	87.5	6	8	14	1	3	0	3	5	27
7/8	@SEA	35	7-11	63.6	1-2	50.0	6-7	85.7	3	6	9	0	3	2	3	3	21
7/13	CON	34	10-14	71.4	2-3	66.7	7-7	100	1	10	11	2	1	1	0	4	29
7/17	IND																
7/25	SEA																
7/28	@SAS																
7/30	DAL																
8/4	NYL																
8/6	@ DAL																
8/11	@ MIN																
8/12	@ PHO																
8/13	@NYL																
8/16	@WAS																
8/18	@ CHI																
8/22	SAS																
8/24	@PHO																
8/27	MIN																
9/1	ATL																
9/3	CON																

2017 Regular Season Averages:

G-GS	PPG	RPG	APG	SPG	BPG	MPG	FG%	3FG%	FT%
17-17	15.9	8.0	4.4	1.1	1.9	30.7	46.4	36.9	72.4

	2017 Season Highs	Career Highs
PTS	25 @ DAL 6/9	40, vs HOU 7/9/08
REB	13 @ IND 6/24, @ ATL 6/30	20, @ SAN 6/1/13
AST	7 @ IND 6/24	10, vs CHI 8/16 /15
STL	3 @ IND 6/24	8, vs IND 8/18/15
BLK	5 @ CON 6/27	9, vs TUL 6/20/12
FGM	11 @ DAL 6/9	15 vs HOU 7/9/2008
3FGM	3 vs DAL 6/13	5, vs TUL 9/6/15
FTM	7 @ NYL 5/30, vs PHO 6/18	14 vs CHI 10/5/16
MINs	38 @ DAL 6/9	48, Twice

2017 NOTABLES

-Currently tied for second in the league in blocks, averaging 1.9 blocks per game.

- Has scored in double figures in 15 of 17 games this season.

-Named WNBA Player of the Week for 6/18 and 7/2.

-Awarded 2017 ESPY for Best WNBA Player.

-Played 32 minutes, shooting 8-15 from the field, 1-5 from 3-point range, perfect 3-3 from the free-throw line, had 9 rebounds, tied the game high 6 assists, 1 steal, 2 blocks, and scored 20 points versus Connecticut on 7/13.

-Played 23 minutes, shooting 4-11 from the field, 2-5 from 3-point range, had 8 rebounds, 1 assist, 1 steal, 2 blocks, and scored 10 points at Seattle on 7/8.

-Played 32 minutes, shooting 1-6 from the field, had 3 rebounds, 3 assists, 2 blocks, and scored a season low 2 points at Minnesota on 7/6.

-Played 35 minutes, shooting 7-18 from the field, 1-2 from 3-point range, perfect 2-2 from the free-throw line, had the game-high 11 rebounds, team-high 4 assists, 1 steal, 1 block, and led the team along with Gray in scoring with 17 points versus Washington on 7/2.

GAME BY GAME STATS

[illegible]

[illegible]

#24	SYDNEY WIESE	GUARD	6-0	6/16/95	OREGON STATE	EXP: R
-----	--------------	-------	-----	---------	--------------	--------

2017 Regular Season Averages:

G-GS	PPG	RPG	APG	SPG	BPG	MPG	FG%	3FG%	FT%
15-0	2.8	0.6	0.2	0.1	0.1	7.3	42.9	44.0	50.0

	2017 Season Highs	Career Highs
PTS	22 vs WAS 5/19	22 vs WAS 5/19
REB	3 vs. WAS 5/19	3 vs. WAS 5/19
AST	1 vs SEA 5/13, vs WAS 5/19	1 vs SEA 5/13, vs WAS 5/19
STL	1 vs SEA 5/13, vs PHO 6/18	1 vs SEA 5/13, vs PHO 6/18
BLK	1 vs WAS 5/19	1 vs WAS 5/19
FGM	8 vs WAS 5/19	8 vs WAS 5/19
3FGM	6 vs WAS 5/19	6 vs WAS 5/19
FTM	1 @ CON 6/27	1 @ CON 6/27
MINs	27 vs WAS 5/19	27 vs WAS 5/19

2017 NOTABLES

-Played 5 minutes, had 1 rebound, 1 assist, and did not score versus Connecticut on 7/13.

-Played 5 minutes, had 1 rebound, and did not score at Seattle on 7/8.

-Played 3 minutes, had 1 rebound, and did not score at Minnesota on 7/6.

-Played 3 minutes and did not score versus Washington on 7/2.

- Did not play at Atlanta on 6/30 due to coach's decision.

-Played 6 minutes, shooting 1-1 from 3-point range, shot 1-2 from

the line making her first career free-throw, and scored 4 points at Connecticut on 6/27.

-Did not play at Indiana on 6/24 due to coach's decision.

-Played 11 minutes, shot 0-3 from the field and 0-2 from 3-point range, grabbed 2 rebounds, 1 steal, and did not score versus Phoenix on 6/18.

-Played 1 minute and did not score versus San Antonio on 6/15.

-Did not play due to coach's decision versus Dallas on 6/13.

-Played 4 minutes shooting 1-4 from the field, 1-2 from 3-point range, and collected a rebound for 3 points at Phoenix on 6/10.

GAME BY GAME STATS

Date	Opponent	MIN	FG-A	PCT	3PM-A	PCT	FTM-A	PCT	OFF	DEF	TOT	AST	STL	BLK	TO	PF	PTS
5/13	SEA	13	2-3	66.6	2-3	66.6	0-0	0.0	0	0	0	1	1	0	0	0	6
5/19	WAS	27	8-13	61.5	6-10	60.0	0-0	0.0	1	2	3	1	0	1	1	3	22
5/24	@IND	10	0-1	0.00	0-1	0.00	0-0	0.0	0	0	0	0	0	0	0	1	0
5/27	@ATL	8	0-1	0.00	0-1	0.00	0-0	0.0	0	0	0	0	0	0	0	0	0
5/30	@NYL	4	2-3	66.7	1-2	50.0	0-0	0.0	0	0	0	0	0	0	0	0	5
6/6	CHI	0	0-0	0.00	0-0	0.00	0-0	0.0	0	0	0	0	0	0	0	0	0
6/9	@DAL	7	1-2	50.0	0-1	0.00	0-0	0.0	0	0	0	0	0	0	0	1	2
6/10	@PHO	4	1-4	25.0	1-2	50.0	0-0	0.0	0	1	1	0	0	0	0	1	3
6/13	DAL	DNP															
6/15	SAS	1	0-0	0.0	0-0	0.0	0-0	0.0	0	0	0	0	0	0	0	0	0
6/18	PHO	11	0-3	0.0	0-2	0.0	0-0	0.0	0	2	2	0	1	0	0	2	0
6/24	@IND	DNP															
6/27	@CON	6	1-1	100	1-1	100	1-2	50.0	0	0	0	0	0	0	0	0	4
6/30	@ATL	DNP															
7/2	WAS	3	0-0	0.0	0-0	0.0	0-0	0.0	0	0	0	0	0	0	0	0	0
7/6	@MIN	3	0-0	0.0	0-0	0.0	0-0	0.0	0	1	1	0	0	0	0	0	0
7/8	@SEA	5	0-2	0.0	0-2	0.0	0-0	0.0	0	1	1	0	0	0	0	1	0
7/13	CON	5	0-2	0.0	0-0	0.0	0-0	0.0	1	0	1	1	0	0	0	0	0
7/17	IND																
7/25	SEA																
7/28	@SAS																
7/30	DAL																
8/4	NYL																
8/6	@DAL																
8/1	@MIN																
8/12	@PHO																
8/13	@NYL																
8/16	@WAS																
8/18	@CHI																
8/22	SAS																
8/24	@PHO																
8/27	MIN																
9/1	ATL																
9/3	CON																

2017 Regular Season Averages:

	2017 Season Highs	Career Highs
PTS	15 vs PHO 6/18	51 (San Antonio - 9/8/2013)
REB	4 @ ATL 5/27	9 (Seattle - 9/12/2013)
AST	4 @ CON 6/27	6 (3 Times)
STL	3 vs PHO 6/18	5 (3 Times)
BLK	2 vs ATL 5/27	2 (5 Times)
FGM	5 vs PHO 6/18	17 (San Antonio - 9/8/2013)
3FGM	3 vs PHO 6/18	8 (San Antonio - 9/8/2013)
FTM	6 @ CON 6/27	18
MINs	29 @ CON 6/27	39 (Phoenix - 8/4/2015)

- Came off the bench and played 26 minutes, shooting 3-10 from the field, 1-5 from 3-point range, 3-5 from the free-throw line, had a season high 5 rebounds, 1 assist, 1 block, and led the bench in scoring with 10 point versus Connecticut on 7/13.
- Came off the bench and played 22 minutes, shooting 4-11, perfect 2-2 from the free-throw line, had 2 rebounds, 1 steal, and co-led both benches scoring 10 points at Seattle on 7/8.
- Started for a fifth straight game and played 13 minutes, shooting 2-5 from the field, 1-4 from 3-point range, and scored 5 points at Minnesota on 7/6.
- Started for a fourth straight game and played 22 minutes, shooting 2-5 from 3-point range, had 1 rebound, 1 assist, and scored 6 points versus Washington on 7/2.
- Started for a third straight game and played 18 minutes, shooting 3-7 from the field, 2-6 from 3-point range, perfect 2-2 from the free-throw line, 1 rebound, and scored 10 points at Atlanta on 6/30.

GAME BY GAME STATS

[illegible]