



# SPARKS GAME NOTES

Los Angeles Sparks (2-2) vs Minnesota Lynx (2-2)

Wednesday, October 4, 2017 | Williams Arena | 5:00 pm (PST)

WNBA Finals Playoff Game #5, WNBA Finals Playoff Road Game #3

ESPN

## 2017 SCHEDULE

Date	Opponent	Time/Result	Record
5/2	at New York	AL 65-81	--
5/7	at Connecticut	AL 62-79	--
5/6	SAN ANTONIO	AW 73-59	--
5/13	SEATTLE	W 78-68	1-0
5/19	WASHINGTON	W 99-89	2-0
5/24	at Indiana	L 90-93	2-1
5/27	at Atlanta	L 73-75	2-2
5/30	at New York	W 90-75	3-2
6/6	CHICAGO	W 79-70	4-2
6/9	at Dallas	L 90-96	4-3
6/10	at Phoenix	W 89-79	5-3
6/13	DALLAS	W 97-87	6-3
6/15	SAN ANTONIO	W 80-75	7-3
6/18	PHOENIX	W 90-59	8-3
6/24	at Indiana	W 84-73	9-3
6/27	at Connecticut	W 87-79	10-3
6/30	at Atlanta	W 85-76	11-3
7/2	WASHINGTON	W 76-69	12-3
7/6	at Minnesota	L 77-88	12-4
7/8	at Seattle	L 69-81	12-5
7/13	CONNECTICUT	W 87-77	13-5
7/17	INDIANA	W 80-62	14-5
7/20	CHICAGO	L 80-82	14-6
7/25	SEATTLE	W 68-60	15-6
7/28	at San Antonio	W 85-73	16-6
7/30	DALLAS	W 95-74	17-6
8/4	NEW YORK	W 87-74	18-6
8/6	at Dallas	L 79-85	18-7
8/11	at Minnesota	W 70-64	19-7
8/13	at New York	L 69-83	19-8
8/16	at Washington	W 95-62	20-8
8/18	at Chicago	W 115-106(2OT)	21-8
8/22	SAN ANTONIO	W 75-55	22-8
8/24	at Phoenix	W 82-67	23-8
8/27	MINNESOTA	W 78-67	24-8
9/1	ATLANTA	W 81-56	25-8
9/3	CONNECTICUT	W 81-70	26-8
9/12	PHOENIX	#W 79-66	1-0
9/14	PHOENIX	#W 86-72	2-0
9/17	at Phoenix	#W 89-87	3-0
9/24	at Minnesota	#W 85-84	4-0
9/26	at Minnesota	#L 68-70	4-1
9/29	MINNESOTA	#W 75-64	5-1
10/1	MINNESOTA	#L 69-80	5-2
10/4	at Minnesota	#5:00pm	

\*All times Local. ^ Preseason. # Postseason.

## SPARKS PR CONTACT

Christy Calvin

Director, Public Relations and Communications

CCalvin@LA-Sparks.com

Cell: (424) 385-3582

Matthew Warren

Coordinator, Public Relations and Communications

MWarren@LA-Sparks.com

Cell: (562) 233-4325

## MEDIA AVAILABILITY

**Pre-Game:** 30 minutes, 1 1/2 hours prior to tip-off.

**Post-Game:** 30 minutes, 10 minutes after the game.

## LOS ANGELES INJURY REPORT

None.

## LOS ANGELES SPARKS PROBABLE STARTERS

G/F	0	ALANA BEARD									5-11	160	11		
GP/S	7/7	PTS	7.7	REB	3.7	AST	0.9	STL	1.4	FG%	53.2%	3FG%	0.0	MIN	32.6

### 2017 PLAYOFF NOTABLES:

-Played a playoff high 36 minutes, shooting 4-10 from the field, had 6 rebounds, 2 steals, and scored 8 points against Minnesota in Game 4 of the WNBA Finals on 10/1.

-Played 34 minutes, shooting 2-5 from the field, 1-3 from the free throw line, had a playoff high 8 rebounds, 2 assists, 1 steal, and scored 5 points against Minnesota in Game 3 of the WNBA Finals on 9/29.

### 2017 NOTABLES:

-League leader in steals, averaging 2.1 spg and has at least one steal in 32 of 34 games this season. Beard is 4 steals away from passing Sheryl Swoopes for 3rd all-time and passed Angel McCoughtry for sole possession of 21st all-time. Named AP's Defensive Player of the Year, WNBA Defensive Player of the Year, and WNBA All-Defensive First Team.

F	30	NNEKA OGWUMIKE					6-2	174	5						
GP/S	7/7	PTS	14.4	REB	9.6	AST	1.7	STL	2.0	FG%	46.8	3FG%	11.1	MIN	32.4

### 2017 PLAYOFF NOTABLES

-Third in the playoffs in steals with 2.0 spg and fifth in rebounds with 9.6 rpg.

-Played a postseason high 36 minutes, shooting 7-16 from the field, 3-5 from the free throw line, tied a team high 8 rebounds, 3 assist, 1 steal, and scored 17 points against Minnesota in Game 4 of the WNBA Finals on 10/1.

-Played 30 minutes, shooting 6-11 from the field, perfect 4-4 from the free throw line, had a team high 10 rebounds, 1 assist, 2 steals, and tied the team high scoring 16 points for her second straight double-double against Minnesota in Game 3 of the WNBA Finals on 9/29.

### 2017 NOTABLES

-Tied for second in the league in steals averaging 1.9 spg, and tied for fourth in field goal % with 56.1%. Scored in double figures in 32 of 34 this season and has scored 20+ points in 19 of those contests, name to AP's First Team All-WNBA, 2017 All-Star Reserve, and 2017 WNBA All-Defensive First Team.

F/C	3	CANDACE PARKER								6-4	175	9			
GP/S	7/7	PTS	16.6	REB	8.3	AST	5.1	STL	2.6	FG%	41.8	3FG%	25.8	MIN	33.9

### 2017 PLAYOFF NOTABLES

-Second in the league in assists with 5.1 apg, 2nd in steals with 2.6 spg, and 4th in blocks with 1.7 bpg.

-Played 36 minutes, shooting 3-8 from the field, 5-6 from the free throw line, tied team high 8 rebounds, 1 assist, 3 steals, and scored 11 points against Minnesota in Game 4 of the WNBA Finals on 10/1.

### 2017 NOTABLES

-Fifth in the league in blocks, averaging 1.7 bpg. Scored in double figures in 31 of 33 games this season. Named WNBA Player of the Week for 6/18, 7/2, 7/30, 8/28, WNBA Player of the Month for August, and named 2017 All-Star Starter for Western Conference. Awarded 2017 ESPY for Best WNBA Player. Named to AP's First Team All-WNBA and recorded the league's sixth triple-double at San Antonio on 7/28.

G	1	ODYSSEY SIMS								5-8	160	3			
GP/S	7/7	PTS	16.1	REB	2.3	AST	3.7	STL	1.3	FG%	45.3	3FG%	39.1	MIN	35.1

### 2017 PLAYOFF NOTABLES

-Played a game high 37 minutes, shooting 6-12 from the floor, postseason high 4-7 from 3-point range, 2-2 from the free throw line, had 3 rebounds, **playoff career/game high 4 steals**, and scored a team high 18 points against Minnesota in Game 4 of the WNBA Finals on 10/1.

-Tied a team high playing 35 minutes, shooting 6-14 from the field, 1-3 from 3-point range, 3-4 from the free throw line, had 2 rebounds, 3 assists, 1 steal, and tied a game high scoring 16 points against Minnesota in Game 3 of the WNBA Finals on 9/29.

-Played 33 minutes, shooting 4-11 from the field, perfect 2-2 from the free throw line (she is a perfect 13-13 from the free throw line during the playoffs), had 5 assists, playoff high 2 steals, and scored 10 points against Minnesota in Game 2 of the WNBA Finals on 9/26.

-Played 33 minutes, shooting 7-15 from the field, 2-4 from 3-point range, had 4 rebounds, 5 assists, and scored 16 points against Minnesota in Game 1 of the WNBA Finals on 9/24.

CROOKED KID															
CROOKED KID															
CROOKED KID															
CROOKED KID															
CROOKED KID															
CROOKED KID															
CROOKED KID															
CROOKED KID															
CROOKED KID															
CROOKED KID															
CROOKED KID															
CROOKED KID															
CROOKED KID															
CROOKED KID															
CROOKED KID															
CROOKED KID															
CROOKED KID															
CROOKED KID															
CROOKED KID															
CROOKED KID															
CROOKED KID															
CROOKED KID															
CROOKED KID															
CROOKED KID															
CROOKED KID															
CROOKED KID															
CROOKED KID															
CROOKED KID															
CROOKED KID															
CROOKED KID															
CROOKED KID															
CROOKED KID															
CROOKED KID															
CROOKED KID															
CROOKED KID															
CROOKED KID															
CROOKED KID															
CROOKED KID															
CROOKED KID															
CROOKED KID															
CROOKED KID															
CROOKED KID															
CROOKED KID															
CROOKED KID															
CROOKED KID															
CROOKED KID															
CROOKED KID															
CROOKED KID															
CROOKED KID															
CROOKED KID															
CROOKED KID															
CROOKED KID															
CROOKED KID															
CROOKED KID															
CROOKED KID															
CROOKED KID															
CROOKED KID															
CROOKED KID															
CROOKED KID															
CROOKED KID															
CROOKED KID															
CROOKED KID															
CROOKED KID															
CROOKED KID															
CROOKED KID															
CROOKED KID															
CROOKED KID															
CROOKED KID															
CROOKED KID															
CROOKED KID															
CROOKED KID															
CROOKED KID															
CROOKED KID															
CROOKED KID															
CROOKED KID															
CROOKED KID															
CROOKED KID															
CROOKED KID															
CROOKED KID															
CROOKED KID															
CROOKED KID															
CROOKED KID															
CROOKED KID															
CROOKED KID															
CROOKED KID															
CROOKED KID															
CROOKED KID															
CROOKED KID															
CROOKED KID															
CROOKED KID															
CROOKED KID															
CROOKED KID															
CROOKED KID															
CROOKED KID															
CROOKED KID															
CROOKED KID															
CROOKED KID															
CROOKED KID															
CROOKED KID															
CROOKED KID															
CROOKED KID															
CROOKED KID															
CROOKED KID															
CROOKED KID															
CROOKED KID															
CROOKED KID															
CROOKED KID															
CROOKED KID															
CROOKED KID															
CROOKED KID															
CROOKED KID															
CROOKED KID															
CROOKED KID															
CROOKED KID															
CROOKED KID															
CROOKED KID															
CROOKED KID															
CROOKED KID															
CROOKED KID															
CROOKED KID															
CROOKED KID															
CROOKED KID															
CROOKED KID															
CROOKED KID															
CROOKED KID															
CROOKED KID															
CROOKED KID															
CROOKED KID															
CROOKED KID															
CROOKED KID															
CROOKED KID															
CROOKED KID															
CROOKED KID															
CROOKED KID															
CROOKED KID															
CROOKED KID															
CROOKED KID															
CROOKED KID															
CROOKED KID															
CROOKED KID															
CROOKED KID															
CROOKED KID															
CROOKED KID															
CROOKED KID															
CROOKED KID															
CROOKED KID															
CROOKED KID															
CROOKED KID															
CROOKED KID															
CROOKED KID															
CROOKED KID															
CROOKED KID															
CROOKED KID															
CROOKED KID															
CROOKED KID															
CROOKED KID															
CROOKED KID															
CROOKED KID															
CROOKED KID															
CROOKED KID															
CROOKED KID															
CROOKED KID															
CROOKED KID															
CROOKED KID															
CROOKED KID															
CROOKED KID															
CROOKED KID															
CROOKED KID															
CROOKED KID															
CROOKED KID															
CROOKED KID															
CROOKED KID															
CROOKED KID															
CROOKED KID															
CROOKED KID															
CROOKED KID															
CROOKED KID															
CROOKED KID															
CROOKED KID															
CROOKED KID															
CROOKED KID															
CROOKED KID															
CROOKED KID															
CROOKED KID															
CROOKED KID															
CROOKED KID															
CROOKED KID															
CROOKED KID															
CROOKED KID															
CROOKED KID															
CROOKED KID															
CROOKED KID															
CROOKED KID															
CROOKED KID															
CROOKED KID															
CROOKED KID															
CROOKED KID															
CROOKED KID															
CROOKED KID															
CROOKED KID															
CROOKED KID															
CROOKED KID															
CROOKED KID															
CROOKED KID															
CROOKED KID															
CROOKED KID															
CROOKED KID															
CROOKED KID															
CROOKED KID															
CROOKED KID															
CROOKED KID															
CROOKED KID															
CROOKED KID															
CROOKED KID															
CROOKED KID															
CROOKED KID															
CROOKED KID															
CROOKED KID															
CROOKED KID															
CROOKED KID															
CROOKED KID															
CROOKED KID															
CROOKED KID															
CROOKED KID															
CROOKED KID															
CROOKED KID															
CROOKED KID															
CROOKED KID															
CROOKED KID															
CROOKED KID															
CROOKED KID															
CROOKED KID															
CROOKED KID															
CROOKED KID															
CROOKED KID															
CROOKED KID															
CROOKED KID															
CROOKED KID															
CROOKED KID															
CROOKED KID															
CROOKED KID															
CROOKED KID															
CROOKED KID															
CROOKED KID															
CROOKED KID															
CROOKED KID															
CROOKED KID															
CROOKED KID															
CROOKED KID															
CROOKED KID															
CROOKED KID															
CROOKED KID															
CROOKED KID															
CROOKED KID															
CROOKED KID															
CROOKED KID															
CROOKED KID															
CROOKED KID															
CROOKED KID															
CROOKED KID															
CROOKED KID															
CROOKED KID															
CROOKED KID															
CROOKED KID															
CROOKED KID															
CROOKED KID															
CROOKED KID															
CROOKED KID															
CROOKED KID															
CROOKED KID															
CROOKED KID															
CROOKED KID															
CROOKED KID															
CROOKED KID															
CROOKED KID															
CROOKED KID															
CROOKED KID															
CROOKED KID															
CROOKED KID															
CROOKED KID															
CROOKED KID															
CROOKED KID															
CROOKED KID															
CROOKED KID															
CROOKED KID															
CROOKED KID															
CROOKED KID															
CROOKED KID															
CROOKED KID															
CROOKED KID															
CROOKED KID															
CROOKED KID															
CROOKED KID															

### 2017 PLAYOFF NOTABLES:

-Playoff leader in assists with 6.6 apg.

-Played 36 minutes, shooting 3-11 from the field, 2-3 from the free throw line, had 3 rebounds, **playoff career/game high 9 assists**, 2 steals and scored 8 points against Minnesota in Game 4 of the WNBA Finals on 10/1.

-Played 35 minutes tying a team high, shooting 5-9 from the floor, 2-4 from 3-point range, perfect 2-2 from the free throw line, had 3 rebounds, game high 7 assists, 1 steal, **playoff career high 2 blocks**, and scored 14 points against Minnesota in Game 3 of the WNBA Finals on 9/29.

### 2017 NOTABLES:

-Scored in double figures in 28 of 34 games this season. League leader in three-point %, 48.2% third in the league averaging 33.1 minutes, and name 2017 All-Star Reserve.

LASparks.com

@LA\_Sparks

## FINAL 2017 WNBA REGULAR SEASON STANDINGS

EASTERN CONFERENCE		RECORD	WESTERN CONFERENCE		RECORD
New York Liberty - <b>x</b>		22-12	Minnesota Lynx - <b>x</b>		27-7
Connecticut Sun - <b>x</b>		21-13	<u>Los Angeles Sparks - <b>x</b></u>		<u>26-8</u>
Washington Mystics - <b>x</b>		18-16	Phoenix Mercury - <b>x</b>		18-16
Chicago Sky - <b>o</b>		12-22	Dallas Wings - <b>x</b>		16-18
Atlanta Dream - <b>o</b>		12-22	Seattle Storm - <b>x</b>		15-19
Indiana Fever - <b>o</b>		9-25	San Antonio Stars - <b>o</b>		8-26

**x: Clinched Playoff Berth o: Eliminated from Playoff contention**

### TEAM RECORDS

REGULAR SEASON RECORDS						PLAYOFF RECORDS				
	Record	Home	Road	OT	2OT		Record	Home	Road	OT
Overall	(26-8)	(16-1)	(10-7)	(0-0)	(1-0)	Overall	(5-2)	(3-1)	(2-1)	(0-0)
West	(12-4)	(8-0)	(4-4)	(0-0)	(0-0)	West	(5-2)	(3-1)	(2-1)	(0-0)
East	(14-4)	(8-1)	(6-3)	(0-0)	(1-0)	East	(0-0)	(0-0)	(0-0)	(0-0)
Streaks:	(7-0)	(7-0)	(3-0)	--	(1-0)	Streaks:	(0-1)	(0-1)	(0-1)	--

### LOS ANGELES SPARKS ROSTER

NO	PLAYER	POS	HT	WT	DOB	FROM	YRS
0	Alana Beard	G-F	5-11	160	5/14/82	Duke	11
17	Essence Carson	F-G	6-0	163	7/28/86	Rutgers	9
26	Maimouna Diarra	C	6-6	198	1/30/91	Senegal	R
12	Chelsea Gray	G	5-11	170	10/8/92	Duke	2
7	Sandrine Gruda	F-C	6-4	185	6/25/87	France	5
33	Tiffany Jackson-Jones	F	6-3	185	4/26/85	Texas	8
42	Jantel Lavender	C	6-4	185	11/12/88	Ohio State	6
30	Nneka Ogumike	F	6-2	174	7/2/90	Stanford	5
3	Candace Parker	F-C	6-4	175	4/19/86	Tennessee	9
1	Odyssey Sims	G	5-8	160	7/13/92	Baylor	3
24	Sydney Wiese	G	6-0	150	6/16/95	Oregon State	R
2	Riquna Williams	G	5-7	165	5/28/90	Miami (FLA)	4

### BASKETBALL OPERATIONS STAFF

Head Coach	Brian Agler (Whittenberg)
Assistant Coach	Tonya Edwards (Tennessee)
Assistant Coach	Bobbie Kelsey (Stanford)
Athletic Trainer	Courtney Watson (California)
Strength-and-Condition Coach	Kelly Dormandy (Springfield)

### PRONUNCIATION GUIDE

Brian Agler	AGG-ler
Alana Beard	ah-LAY-nah
Nneka Ogumike	NEH-kuh Oh-gwoo-MIH-kay
Sydney Wiese	WEECE (rhymes with REESE)
Riquna Williams	rih-QUAHN-uh

### HOW THE 2017 LOS ANGELES SPARKS WERE BUILT

#### DRAFT

Candace Parker (1st pick, 2008)  
Jantel Lavender (5th pick, 2011)  
Nneka Ogumike (1st pick, 2012)  
Sydney Wiese (11th pick, 2017)

#### FREE AGENCY

Alana Beard (2/8/12)  
Essence Carson (3/31/16)  
Tiffany Jackson-Jones (2/7/17)  
Maimouna Diarra (5/12/17)  
Sandrine Gruda (7/28/17)

#### TRADE

Riquna Williams (from DAL 3/1/16)  
Chelsea Gray (from CON 4/15/16)  
Odyssey Sims (from DAL 2/17/17)

### RECENT TRANSACTIONS

September 11, 2017	Agree to a multi-year contract extension with Head Coach Brian Agler
July 28, 2017	Agree to contract with F-C Sandrine Gruda
July 3, 2017	Waived Ify Ibekwe
May 12, 2017	Agree to contract with Maimouna Diarra
April 3, 2017	Named Bobbie Kelsey Assistant Coach
February 15, 2017	Agree to contract extension with F Nneka Ogumike and Jantel Lavender
February 9, 2017	Agree to contract extension with F Candace Parker
February 8, 2017	Re-signed G Alana Beard, Signed C Avery Warley-Tablert, F Ify Ibekwe and G Jamie Weisner
February 7, 2017	Agree to contract with Tiffany Jackson-Jones



# LOS ANGELES SPARKS MEDIA HEADSHOTS



#0 Alana Beard  
Guard/Forward



#17 Essence Carson  
Forward/Guard



#26 Maimouna Diarra  
Center



#12 Chelsea Gray  
Guard



#7 Sandrine Gruda  
Forward/Center



#33 Tiffany Jackson-Jones  
Forward



#42 Jantel Lavender  
Center




#30 Nneka Ogumike  
Forward



#3 Candace Parker  
Forward/Center



#1 Odyssey Sims  
Guard



#24 Sydney Wiese  
Guard



#2 Riquna Williams  
Guard



Brian Agler  
Head Coach



Tonya Edwards  
Assistant Coach



Bobbie Kelsey  
Assistant Coach



Courtney Watson  
Athletic Trainer



Kelly Dormandy  
Strength & Conditioning  
Coach



# MINNESOTA LYNX

## PLAYOFF SERIES NOTES

All-Time Record: 8-9  
 All-Time Home Record vs Lynx: 5-9  
 All-Time Road Record vs. Lynx: 3-4  
 Current Streak: LOST 1  
 Current Home Streak: LOST 1  
 Current Road Streak: LOST 1

Last Win: vs MIN (9/29/17), 75-64  
 Last Loss: vs MIN (10/1/17), 69-80  
 Most Points: LAS 92 (10/14/16), MIN 94 (10/4/12)  
 Fewest Points: LAS 60 (10/11/16), MIN 64 (9/1/03)  
 Largest Victory: LAS 17 (10/14/16), MIN 19 (10/11/16)

### 2017 Finals vs. Minnesota

September 24 at Minnesota	W, 85-84
September 26 at Minnesota	L, 68-70
September 29 MINNESOTA	W, 75-64
October 1 MINNESOTA	L, 69-80
October 4 MINNESOTA	5:00pm

### 2017 vs. Minnesota

July 6 @ MIN	L, 77-88
August 11 @ MIN	W, 70-64
August 27 MIN	W, 78-67

## WHAT TO LOOK FOR:

- Minnesota dominated the boards in Game 4, outrebounding the Sparks 48-28. The Lynx 16 offensive rebounds resulted in 21 second chance points (Sparks had 5 second chance points).
- Minnesota as a team have outrebounded the Sparks 146 to 125 for the series.
- Rebekkah Brunson has scored in double figures in both Lynx wins (Game 2 - 11, Game 4 - 18) and will be Minnesota's X-factor for Game 5.
- Los Angeles needs a strong start to take the Minnesota crowd out of the game.
- The Sparks are (24-4) when outscoring their opponent in the paint.
- Los Angeles is 2-0 when they have held Maya Moore to 12 points or less.
- Minnesota shot 14 more free throws than the Sparks, 30 to 16 for the game.
- The Sparks and Minnesota have both shot 73 free-throws in the four games they have played.

## 2017 REGULAR SEASON SERIES RECAP

### Los Angeles 78, Minnesota 67- Staples Center (8/27/17)

LOS ANGELES (AP) Candace Parker had 24 points and 10 rebounds and Chelsea Gray added 15 points, six rebounds, five assists and three steals to help the Los Angeles Sparks beat the Minnesota Lynx 78-67 on Sunday. Los Angeles (24-8) clinched at least a top-two seed in the WNBA playoffs - which begin Sept. 6 - and pulled within a half-game of the league-leading Lynx. The Sparks beat Minnesota in the WNBA Finals last year on Nneka Ogumike's last-second putback. Minnesota (24-7) led 6-0, but the Sparks scored 22 of the next 29 points, including 10 by Parker, and led the rest of the way. Maya Moore hit a 3-pointer to pull the Lynx within three points midway through the second quarter, but Gray scored six points during a 13-2 run to close the half and take a 46-32 lead into the break. Minnesota trailed by double figures the rest of the way. Sylvia Fowles led the Lynx with 17 points and 14 rebounds.

August 27, 2017 SCORE	HI SCORER	HI REBOUNDER	HI ASSISTS	FG%	FT%	REB (O-D-T)
@Los Angeles 78	Parker - 24	Parker - 10	Gray - 5	47.0%	75%	6-25-31
Minnesota 67	Fowles - 17	Fowles - 14	Augustus - 6	49.2%	50%	3-29-32

### Los Angeles 70, Minnesota 64 - Xcel Energy Center (8/11/17)

ST. PAUL, Minn. (AP) Chelsea Gray scored 23 points, Candace Parker had 19 points and 10 rebounds, and the Los Angeles Sparks beat the Minnesota Lynx 70-64 on Friday night. Minnesota's Rebekkah Brunson caught Maya Moore's airball and put it in to get the Lynx within 66-63 with 49.3 seconds left. Nneka Ogumike answered with a baseline jumper for her first basket of the game with 28 seconds left. Sylvia Fowles missed a shot in the lane and Gray made two free throws with 14.6 seconds remaining for a seven-point lead. Odyssey Sims added 14 points for Los Angeles (19-7) and Ogumike scored three points to reach 3,000 for her career. Fowles had 17 points and 13 rebounds for Minnesota (21-4). Brunson added 14 points and nine rebounds, and Moore scored 12. The Lynx unveiled their new logo for next season at halftime.

August 11, 2017 SCORE	HI SCORER	HI REBOUNDER	HI ASSISTS	FG%	FT%	REB (O-D-T)
Los Angeles 70	Gray - 23	Parker - 10	Sims - 5	37.5%	93.8%	6-24-30
@Minnesota 64	Fowles - 17	Fowles - 13	Augustus - 6	42.6%	72.7%	7-28-35

### Los Angeles 77, Phoenix 88 - Xcel Energy Center (7/6/17)

ST. PAUL, Minn. (AP) Sylvia Fowles had 20 points and 13 rebounds, Renee Montgomery scored a season-high 20 points, and the Minnesota Lynx beat the Los Angeles Sparks 88-77 on Thursday night in a rematch of the WNBA Finals. Los Angeles won the title last year, taking the deciding fifth game in Minnesota on Nneka Ogumike's short jumper with 3.1 seconds left. On Thursday, Minnesota (13-1) was ahead by 19 points in the first half, but Los Angeles (12-4) cut it to 53-49 midway through the third quarter. The Sparks had won eight straight. Plenette Pierson's open 3-pointer from the wing with 7:31 left gave Minnesota the first double-digit lead of the fourth quarter. Fowles made a layup for an 84-77 lead with 1:23 to go and after a Los Angeles turnover, Rebekkah Brunson followed her own miss for a nine-point lead. Seimone Augustus added 16 points for Minnesota (13-1), and Maya Moore had 10 to move past Asjha Jones for 30th in WNBA history with 4,007. Ogumike had 27 points and 14 rebounds for Los Angeles. Candace Parker was scoreless in the first half and her only points came on a fast-break layup with 6:26 left in the third quarter. It was only her second game this season scoring under 10 points. Minnesota's backups outscored Los Angeles' 33-17, highlighted by Montgomery's four 3-pointers. Montgomery hit a 3-pointer to give Minnesota an 18-8 lead and her second 3 of the quarter made it 23-14. The Lynx led by 11 after the first quarter as Los Angeles turned it over six times. At the end of the third quarter, Montgomery dribbled down the clock and caught a defender on a pump fake before draining her fourth straight 3-pointer for a 68-61 lead.

July 6, 2017 SCORE	HI SCORER	HI REBOUNDER	HI ASSISTS	FG%	FT%	REB (O-D-T)
Los Angeles 77	Ogumike - 27	Ogumike - 14	Beard - 5	48.5%	81.8%	9-19-28
@Minnesota 88	Fowles - 20	Fowles - 13	Montgomery - 4	47.9%	73.7%	15-24-39

Montgomery - 20

# LAST GAME RECAP: OCTOBER 1, 2017 VS MINNESOTA LYNX

## MINNESOTA LYNX

### PLAYOFF SERIES NOTES

All-Time Record: 8-9

All-Time Home Record vs Lynx: 5-9

All-Time Road Record vs. Lynx: 3-4

Current Streak: LOST 1

Current Home Streak: LOST 1

Current Road Streak: LOST 1

Last Win: vs MIIN (9/29/17), 75-64

Last Loss: vs MIN (10/1/17), 69-80

Most Points: LAS 92 (10/14/16), MIN 94 (10/4/12)

Fewest Points: LAS 60 (10/11/16), MIN 64 (9/1/03)

Largest Victory: LAS 17 (10/14/16), MIN 19 (10/11/16)

#### Sparks Notes:

- Los Angeles was defeated by the Minnesota Lynx 80-69 at Staples Center. The series is tied (2-2) heading to Minnesota for Game 5 on Wednesday.
- For the second straight game, Nneka Ogumike hit the first basket of the game at the 9:45 mark to give the Sparks the lead, 2-0.
- Lindsey Whalen foul on Odyssey Sims at the 8:17 mark of the first quarter, the foul was upgraded to a flagrant 1.
- Los Angeles connected on 6-15 (40%) from the field while the Lynx went 8-15 (53.3%) from the floor. Minnesota led by 5 points at the end of the first quarter, 21-16.
- Nneka Ogumike led the Sparks with 6 points in the first quarter.
- Los Angeles shot 11-31 (35.5%) from the floor and the Lynx connected on 15-35 (42.9%) from the field.
- Minnesota led at halftime, 43-31. Brunson led all scorers with 13 points.
- Minnesota led by as many as 16 points at the half.
- Nneka Ogumike (10) and Candace Parker (7) combined for 17 of the Sparks 31 points in the first half.
- Candace Parker had her first shot of the third quarter with 49.9 seconds left in the 3rd quarter.
- The Sparks connected on 6-19 (31.6%) from the field compared to the Lynx 7-15 (46.7%) in the third quarter.
- Through three quarters, Ogumike led the Sparks offense with 12 points and 8 rebounds.
- Odyssey Sims led the Sparks attempted comeback with 10 points in the fourth quarter.
- Los Angeles finished the game shooting 26-64 (40.6%) from the field compared to Minnesota 28-66 (42.4%).
- Sims (18), Ogumike (17), and Parker (11) combined for 46 of the Sparks 69 points.
- Chelsea Gray recorded a playoff career/game high 9 assists.
- The Sparks recorded a postseason low 28 rebounds and were outbounded 48-28 by the Lynx.

#### Lynx Notes:

- For the second straight year, the Lynx force a Game 5 after winning tonight at STAPLES Center 80-69. Sylvia Fowles (22 points and 14 rebounds) and Rebekkah Brunson (18 points and 13 rebounds) led the way for Minnesota, marking the sixth time in franchise playoff history (first this postseason) that two teammates tallied double-doubles in the same game.
- Fowles tallied her WNBA Finals leading 11th double-double of her career (19th career playoff) with a game-high 22 points and game-high 14 rebounds. Fowles becomes the first player in WNBA Finals history to have double-doubles in four straight games.
- Rebekkah Brunson had her best all-around game of these 2017 Playoffs after finishing with 18 points, her most in this year's postseason, on 4-of-12 shooting including 10-of-13 from the line and 13 rebounds. Tonight marked Brunson's sixth career Finals double-double (14th career-playoff). Tonight was her most rebounds since grabbing 14 on Oct. 14, 2015 against the Indiana Fever.
- Maya Moore finished with 15 points on 5-of-8 shooting, eight rebounds and three assists. With her first field goal of the game, Moore passed Diana Taurasi (359) for first all-time on the WNBA Playoff field goal list.
- After not scoring in Game 3 on Friday, Seimone Augustus tallied a near double-double tonight, finishing with 10 points, a playoff-career-high-tying eight rebounds and two assists.
- After playing 28:20 minutes tonight Lindsay Whalen passed Tamika Catchings for the most minutes played in WNBA Playoff history. Whalen finished with four points while dishing out 8 assists, her most since tallying 11 on Aug. 21, 2014 vs. San Antonio.

#### FINAL

MINNESOTA 80  
LOS ANGELES 69

Staples Center, Los Angeles, CA

SCORE	1	2	3	4	OT	FINAL
MIN	21	22	18	19		80
LAS	16	15	13	25		69

#### HIGHLIGHTS

Biggest Lead:

Sparks: 4 | Lynx: 19

Lead Changes: 1 | Times Tied: 2

#### NATIONAL BASKETBALL ASSOCIATION

#### OFFICIAL SCORER'S REPORT FINAL BOX

Sunday, October 01, 2017 STAPLES Center, Los Angeles, CA

Officials: #18 Kurt Walker, #34 Maj Foreberg, #7 Billy Smith

Game Duration: 2:08  
Attendance: 13,500 (Sellout)

VISITOR: Minnesota Lynx (2-2)

	POS	MIN	FG	FGA	3P	3PA	FT	FTA	OR	DR	TOT	A	PF	ST	TO	BS	+/-	PTS
23	Maya Moore	F	38:37	5	8	0	1	5	7	3	5	8	3	2	2	1	0	15
32	Rebekkah Brunson	F	34:23	4	12	0	1	10	13	4	9	13	2	4	2	4	0	18
34	Sylvia Fowles	C	38:24	10	19	0	2	4	8	8	14	0	4	1	4	2	0	22
33	Seimone Augustus	G	33:15	4	14	1	3	1	4	2	8	8	2	3	0	3	0	10
13	Lindsay Whalen	G	28:20	1	4	1	2	1	2	0	1	1	8	2	1	2	0	4
21	Renee Montgomery		11:40	2	2	1	1	0	0	0	1	1	3	1	1	3	1	5
7	Jill Perkins		7:20	0	3	0	2	0	0	0	0	0	0	0	1	0	0	0
3	Natasha Howard		5:15	0	2	0	0	0	0	1	1	2	0	2	0	0	0	0
12	Alana Jones		5:40	1	1	1	1	0	0	0	1	1	2	0	0	0	0	3
9	Cecilia Zandvulskii		0:33	0	0	0	0	0	0	0	0	0	0	0	0	0	0	0
22	Pierrette Pierson		0:33	1	1	1	1	0	0	0	0	0	0	0	0	0	0	3
14	Tami Fagbenle		DNP - Coach's Decision															
200:00 28 66 5 12 19 30 18 32 48 20 18 8 17 3 0 80																		
42.4 % 41.7 % 83.3 % TMREB: 14 TOT TO: 19 (18 PTS)																		

HOME: LOS ANGELES SPARKS (2-2)

	POS	MIN	FG	FGA	3P	3PA	FT	FTA	OR	DR	TOT	A	PF	ST	TO	BS	+/-	PTS
0	Alana Beard	F	38:08	4	10	0	2	0	0	2	4	8	0	2	2	1	0	8
30	Nneka Ogumike	F	35:32	7	18	0	2	3	5	2	8	8	3	5	1	4	0	17
3	Candace Parker	C	38:00	3	8	0	4	5	8	1	7	8	1	4	3	3	1	11
1	Odyssey Sims	G	37:18	8	12	4	7	2	2	2	1	3	3	4	4	4	0	18
12	Chelsea Gray	G	35:38	3	11	0	4	2	3	0	3	3	9	4	2	1	0	8
42	Jantel Lavender		8:29	1	2	0	1	0	0	0	0	0	0	2	0	1	0	2
17	Erinane Carson		5:55	1	2	0	1	0	0	0	0	0	1	0	1	0	1	2
2	Riqun Williams		5:04	1	3	1	1	0	0	0	0	0	0	1	0	0	0	3
28	Maimouna Diarra		DNP - Coach's Decision															
7	Sandrine Gruda		DNP - Coach's Decision															
33	Tiffany Jackson-Jones		DNP - Coach's Decision															
24	Sydney Wiese		DNP - Coach's Decision															
200:00 28 64 5 22 12 18 7 21 28 17 22 13 14 2 0 69																		
40.8 % 22.7 % 75.0 % TMREB: 1 TOT TO: 14 (18 PTS)																		

#### SCORE BY PERIOD

	1	2	3	4	FINAL
Lynx	21	22	18	19	80
SPARKS	16	15	13	25	69

Points in the Paint: Lynx 36 (18/56), SPARKS 32 (16/50)

2nd Chance Points: Lynx 21 (10/16), SPARKS 8 (2/6)

Fast Break Points: Lynx 7 (3/4), SPARKS 8 (3/5)

Flagrant Fouls:

Lynx (1): #17 1st Whalen-FLG1

SPARKS: NONE

Biggest Lead: Lynx 18, SPARKS 4

Lead Changes: 1

Times Tied: 2

# CONTINUED LAST GAME RECAP: OCTOBER 1, 2017 VS MINNESOTA LYNX

LAST GAME INDIVIDUAL GAME PERFORMANCE		
LOS ANGELES	HIGHS	MINNESOTA
Sims 18	<b>POINTS</b>	Fowles - 22
Parker, Ogwumike - 8	<b>REBOUNDS</b>	Fowles - 14
Gray - 9	<b>ASSISTS</b>	Whalen - 8
Parker, Williams - 1	<b>BLOCKS</b>	Fowles - 2
Sims - 37	<b>MINUTES</b>	Moore - 37

KEY FACTORS		
LOS ANGELES	HIGHS	MINNESOTA
16	<b>TO PTS</b>	16
32	<b>Points in the Paint</b>	36
5	<b>2nd Chance Pts</b>	21
8	<b>Fast Break Pts</b>	7
9	<b>Bench</b>	11

2017 PLAYOFF STATISTICS		
LOS ANGELES	HIGHS	MINNESOTA
Parker - 16.6	<b>POINTS</b>	Fowles - 18.9
Ogwumike - 9.6	<b>REBOUNDS</b>	Fowles - 12.1
Gray - 6.6	<b>ASSISTS</b>	Whalen - 4.4
Parker - 2.6	<b>STEALS</b>	Moore - 1.7
Parker - 1.7	<b>BLOCKS</b>	Fowles - 1.9
Gray - 35.6	<b>MINUTES</b>	Fowles - 35.0

## GAME 3 RECAP: SEPTEMBER 29, 2017 VS MINNESOTA LYNX

### Sparks Notes:

- Los Angeles Sparks defeat the Minnesota Lynx 75-64 at Staples Center. Los Angeles takes a (2-1) series lead and looks to clinch the first back-to-back championship since the 2001-2002 Los Angeles Sparks.
- Nneka Ogumike hit the first basket of the game at the 9:42 mark of the first quarter, 2-0.
- Chelsea Gray hit a clutch three-pointer with 4:28 left in the first quarter to give the Sparks a 9-point lead, 13-4.
- Nneka Ogumike led all scorers in the first quarter with 6 points, Chelsea Gray scored (5) points along with Jantel Lavender with (4) points off the bench.
- Sparks defense held Minnesota to 8 points in the first quarter (tying the fewest points for the first quarter – 8, Chicago at Phoenix, September 7, 2014) and forced Minnesota into 4 turnovers.
- Los Angeles connected on 8-16 (50%) from the field while the Lynx went 4-14 (28.6%) from the floor and the Sparks led by 9 points at the end of the 1st quarter.
- The Sparks shot 14-32 (43.8%) from the floor and Minnesota connected on 9-29 (31%) from the field and led by 6 points at halftime, 32-26.
- Los Angeles starters scored 28 points while the Sparks defense held the Lynx starters to 9 points in the first half.
- Odyssey Sims and Candace Parker scored the first 7 points for the Sparks to start the 3rd quarter.
- At the 2:07 mark of the 3rd quarter, Riquna Williams hit a 3-pointer for her first bucket of the game, giving the Sparks a 10-point lead, 50-40.
- Three of the Sparks starters reached double figures in the 3rd quarter, Sims (13), Parker (11) and Ogumike (10).
- The Sparks finished the game connecting on 27-63 (42.9%) from the field compared to the Lynx 25-62 (40.3%).
- Nneka Ogumike and Odyssey Sims finished tied for the game high in points with Maya Moore with 16 points each.
- Ogumike recorded her second straight double-double of the playoffs scoring 16 points and a Sparks high 10 rebounds.
- Odyssey Sims extended her playoff double-figure point streak to six games with her 16 points tonight.
- Los Angeles outrebounded Minnesota (34-27) for the first time this series.
- The Sparks starters combined for 64 of the Sparks 75 points: Ogumike (16), Sims (16), Gray (14), Parker (13), and Beard (5).
- The game featured no lead changes and no times tied.
- The Sparks defense held league MVP Sylvia Fowles to only 6 points in the final three quarters of the game. The Sparks also held Whalen and Augustus to zero points in Game 3.
- Sims missed her first free throw at 6:18 in the fourth quarter, since August 13th at New York Liberty. During that stretch Sims was 34-34 from the free throw line.
- Minnesota cut the Sparks lead to 1 point, 56-55.
- The Sparks went on a 17-8 run in the last 5 minutes of the game to seal the victory.

### Lynx Notes:

- Sylvia Fowles recorded her WNBA Finals record 10th double-double scoring 15 points and 11 rebounds.
- Alexis Jones played in her first WNBA Finals game recording playoff career highs scoring with 9 points and minutes playing 17 minutes.
- Maya Moore led the Lynx offense with 16 points, but fouled out in the last minute of the fourth quarter.
- Minnesota's bench outscored the Sparks' bench 28-11.

### NATIONAL BASKETBALL ASSOCIATION

### OFFICIAL SCORER'S REPORT FINAL BOX

Friday, September 29, 2017 STAPLES Center, Los Angeles, CA  
Officials: #4 Sue Blauch, #42 Roy Gulbeyan, #55 Eric Brewton

Game Duration: 2:02  
Attendance: 13,500 (Sellout)

#### VISITOR: Minnesota Lynx (1-2)

	POS	MIN	FG	FGA	3P	3PA	FT	FTA	OR	DR	TOT	A	PF	ST	TO	BS	+/-	PTS
25	Maya Moore	F 27:39	8	9	2	2	2	3	0	3	3	2	8	9	1	0	0	16
32	Rebekkah Brunson	F 19:38	3	7	0	1	0	0	1	1	2	2	1	2	2	0	0	6
34	Sylvia Fowles	C 34:31	7	9	0	0	1	3	1	10	11	1	4	1	4	2	0	15
33	Selmon Augustus	G 25:04	0	4	0	2	0	0	0	1	1	1	0	1	2	1	0	0
13	Lindsay Whalen	G 11:58	0	2	0	0	0	0	0	2	2	0	1	0	2	0	0	0
21	Renee Montgomery	28:04	5	11	2	8	0	0	0	2	2	1	3	2	3	1	0	12
7	Jin Perle	28:07	1	8	0	4	0	0	2	2	4	1	2	1	0	1	0	2
22	Plumelle Plerson	2:45	0	0	0	0	0	0	0	0	0	0	0	0	0	0	0	0
3	Natasha Howard	7:30	0	2	0	0	4	4	0	0	0	0	4	1	1	0	0	4
12	Alexis Jones	18:48	3	10	3	5	0	0	0	2	2	4	0	0	0	0	0	9
14	Tami Fagberie	DNP - Coach's Decision																
9	Cecilia Zandvulski	DNP - Coach's Decision																
200:00			25	62	7	20	7	10	4	23	27	13	21	11	15	5	0	64
			40.3 %	35.0 %	70.0 %	TM REB: 4		TOT TO: 16 (16 PTS)										

#### HOME: LOS ANGELES SPARKS (2-1)

	POS	MIN	FG	FGA	3P	3PA	FT	FTA	OR	DR	TOT	A	PF	ST	TO	BS	+/-	PTS
0	Alexa Beard	F 34:13	2	5	0	0	1	3	2	8	8	2	2	1	3	0	0	5
30	Nneka Ogumike	F 29:51	8	11	0	2	4	4	3	7	10	1	3	2	1	0	0	18
3	Candace Parker	C 35:00	4	13	1	4	4	4	0	7	7	5	3	5	4	3	0	13
1	Odyssey Sims	G 35:13	8	14	1	3	3	4	0	2	2	3	2	1	3	0	0	18
12	Chelsea Gray	G 34:35	5	9	2	4	2	2	1	2	3	7	1	1	4	2	0	14
17	Emmace Carson	9:14	0	3	0	1	0	0	0	1	1	0	0	0	0	0	0	0
2	Riquna Williams	7:45	1	3	1	2	0	0	0	0	0	1	1	1	0	0	0	3
42	Jantel Lavender	14:09	3	5	0	1	2	2	2	1	3	0	2	0	0	0	0	8
28	Maimouna Diarra	DNP - Coach's Decision																
7	Sandrine Gruda	DNP - Coach's Decision																
33	Tiffany Jackson-Jones	DNP - Coach's Decision																
24	Sydney Wiese	DNP - Coach's Decision																
		200:00	27	63	5	17	18	19	8	28	34	19	14	11	15	5	0	75
				42.9 %	29.4 %	84.2 %	TM REB: 14		TOT TO: 18 (14 PTS)									

#### SCORE BY PERIOD

	1	2	3	4	FINAL
Lynx	8	18	22	16	64
SPARKS	17	19	24	19	75

Points in the Paint: Lynx 26 (18/28), SPARKS 30 (18/32)

2nd Chance Points: Lynx 8 (3/8), SPARKS 12 (6/8)

Fast Break Points: Lynx 6 (2/2), SPARKS 7 (3/4)

Technical Fouls - Defensive Three Second

Lynx NONE

SPARKS (1): 8:38 3rd

Biggest Lead: Lynx --, SPARKS 18

Lead Changes: 0

Times Tied: 0

### FINAL

MINNESOTA 64

LOS ANGELES 75

Staples Center, Los Angeles, CA

SCORE	1	2	3	4	OT	FINAL
MIN	8	18	22	16		64
LAS	17	15	24	19		75

### HIGHLIGHTS

Biggest Lead:

Sparks: 13 | Lynx: 0

Lead Changes: 0 | Times Tied: 0

## GAME 2 RECAP: SEPTEMBER 26, 2017 VS MINNESOTA LYNX

### Sparks Notes:

- Los Angeles lost 70-68 to the Minnesota Lynx at Williams Arena. Minnesota stopped the Sparks winning streak at 11 straight wins. This marks the first loss for the Sparks since August 13 against the New York Liberty.
- Los Angeles concluded the first quarter trailing the Lynx by 18 points, 28-10 and scored a playoff first quarter low.
  - Los Angeles connected on 4-18 (22.2%) from the floor compared to Minnesota 12-19 (63.2%) from the floor in the first quarter.
  - Chelsea Gray led the Sparks with 6 of the Sparks 10 points in the first quarter.
  - The Sparks went on a 12-2 run in the first three minutes of the second quarter led by Essence Carson's jump shot with 6:17 left in the 2nd quarter to cut Minnesota's lead to 8 points, 30-22.
  - Los Angeles was outscored 17-16 in the second quarter and end the first half trailing by 19 points, 45-26.
  - The Sparks connected on a postseason low 9-32 (28.1%) in the first half compared to the Lynx 18-35 (51.4%).
  - Essence Carson came off the bench and led the Sparks offense in the first half with 7 points.
  - Candace Parker and Nneka Ogumike held without a field goal in the first half.
  - Los Angeles lost the ball over 9 times for 14 points in the first half.
  - Nneka Ogumike scored her first basket of the night at the 9:06 mark of the third quarter.
  - Candace Parker hit a three-pointer at the 7:50 mark of the third quarter for her first field goal of the game.
  - Los Angeles outscored Minnesota 24-15 in the third quarter and connected on 9-16 (56.3%) from the floor.
  - Candace Parker led the Sparks offense in the third quarter with 8 points, 3 rebounds, and 3 assists.
  - Through three quarters, Chelsea Gray (12), Nneka Ogumike (9) and Candace Parker (8) combined for 29 of the Sparks 50 points.
  - Candace Parker was fouled and hit two free-throws with 8:25 left in the 4th quarter to cut Minnesota's lead to 8 points, 62-53.
  - Chelsea Gray hit a clutch 3-pointer with 3:35 left in the fourth to cut Minnesota's lead to six points, 66-60.
  - The Sparks pulled within 2 points after Candace Parker made her two free throws at 33.2 seconds left in the fourth quarter, 70-68.
  - Nneka Ogumike collected Maya Moore's rebound at 17.9 to give Los Angeles a chance to tie the game.
  - Minnesota's defense forced Alana Beard to a 5 second inbound turnover with 13.4 seconds left.
  - The Lynx turned the ball over when Augustus lost control of the ball at 13.1 on an inbound pass.
  - Los Angeles failed to execute with 3.9 seconds left, as Lynx's Brunson stole Chelsea Gray's ball to close out the game.
  - The Sparks outscored the Lynx 42-25 in the second half.
  - The Sparks finished the second half connecting on 15-30 (50%) from the floor compared to the Lynx connecting on 10-28 (35.7%) from the floor.
  - Los Angeles finished the game connecting on 24-62 (38.7%) from the floor compared to Minnesota connecting on 28-63 (44.4%) from the floor.
  - Nneka Ogumike recorded her first double-double this postseason scoring 11 points and 13 rebounds.
  - Candace Parker made the game high scoring 17 points (all in the second half) and game high with 6 assists to lead the Sparks offense.
  - Essence Carson finished the night leading both benches scoring 9 points.

<b>FINAL</b>						
LOS ANGELES	68					
MINNESOTA	70					
Williams Arena, Minneapolis, MN						
<b>SCORE</b>	<b>1</b>	<b>2</b>	<b>3</b>	<b>4</b>	<b>OT</b>	<b>FINAL</b>
LAS	10	16	24	18		68
MIN	28	17	15	10		70

## HIGHLIGHTS

Biggest Lead:

Sparks: 1 | Lynx: 20

Lead Changes: 2 | Times Tied: 0

### Lynx Notes:

- After being outscored 32-11 in the first quarter of Game 1 on Sunday, the Lynx responded this evening by outscoring the Sparks in the first tonight 28-10 while shooting 12-of-19 (63.2%) from the floor.
- Sylvia Fowles poured six points and grabbed six rebounds in the first frame on her way to her WNBA Finals best ninth double-double. Fowles would finish by grabbing a playoff-career-high and WNBA Finals record 17 rebounds (previous: 16 by Taj McWilliams-Franklin, Connecticut vs. Sacramento on Sept. 15, 2005).
- Lindsay Whalen ignited the Lynx in the first quarter scoring five of the team's first seven points of the game on the way to finishing with seven points in the quarter. Whalen ended with a 2017 playoff-high and team-high 14 points.
- After being held to two points on Sunday night, Rebekkah Brunson came back in Game 2 and finished with 12 points on 6-of-14 shooting, three rebounds, three assists and a game-high three blocked shots.

## NATIONAL BASKETBALL ASSOCIATION

OFFICIAL SCORER'S REPORT  
FINAL BOX

**Tuesday, September 28, 2017 Williams Arena, Univ. of Minnesota, Minneapolis, MN**

Officials: #21 Byron Jarett, #34 Maj Forsberg, #7 Billy Smith

Game Duration: 2:07  
Attendance: 11,434

**VISITOR:** Los Angeles Sparks (1-1)

	POS	MIN	FG	FGA	3P	3PA	FT	FTA	OR	DR	TOT	A	PF	ST	TO	BS	+/-	PTS	
0	Alexa Board	F	29:47	3	8	0	0	0	0	3	3	1	3	0	0	0	0	8	
30	Nevien Ogunwande	F	35:21	3	13	0	1	5	8	4	9	13	2	3	2	0	0	11	
3	Candace Parker	C	33:24	8	12	1	3	4	5	0	5	5	8	4	0	3	1	0	17
12	Chelsea Gray	G	35:37	5	10	2	4	3	3	0	3	3	4	3	1	4	0	0	15
1	Odyssey Sims	G	33:16	4	11	0	2	2	2	0	0	0	5	3	2	4	0	0	10
42	Jarrel Lavender		11:15	0	3	0	0	0	0	1	2	3	0	3	0	1	0	0	0
17	Emmace Carson		19:19	3	8	0	1	3	3	0	2	2	1	2	1	0	1	0	9
2	Riquna Williams		2:01	0	1	0	1	0	0	0	0	0	0	0	0	0	0	0	0
28	Melmonik Dantz	DNP - Coach's Decision																	
7	Sandrine Gruda	DNP - Coach's Decision																	
33	Tiffany Jackson-Jones	DNP - Coach's Decision																	
24	Sydney Wiese	DNP - Coach's Decision																	
		200:00	24	62	3	12	17	19	5	24	29	19	21	8	12	2	0	68	
				38.7 %			25.0 %			89.5 %			TM REB: 9		TOT TO: 14 (15 PTS)				

HOME: MINNESOTA LYNX (1-1)

	POS	MIN	FG	FGA	3P	3PA	FT	FTA	OR	DR	TOT	A	PF	ST	TS	B	+/-	PTS		
23	Wayne Moore	F	32:28	4	10	0	1	5	7	2	3	5	2	4	2	3	0	0	13	
32	Rebekkah Brunson	F	37:24	6	14	0	2	0	2	1	3	3	4	1	3	3	0	12		
34	Sylvia Fowles	C	38:29	5	9	0	0	3	4	3	14	17	0	4	4	1	2	13		
33	Saimone Augustine	G	34:45	4	10	0	0	3	4	0	2	2	2	2	1	1	1	0	11	
13	Lindsay Whalen	G	27:47	6	12	0	0	2	3	0	3	3	1	0	3	0	0	14		
21	Renee Montgomery		13:53	3	5	1	3	0	0	0	3	3	0	0	1	1	0	0	7	
22	Pialette Pleson		8:07	0	2	0	0	0	2	0	2	2	0	2	0	0	0	0	0	
7	Jin Perkins		9:43	0	1	0	0	0	0	0	1	1	0	0	0	0	0	0	0	
9	Carlie Zandeleni		1:24	0	0	0	0	0	0	0	0	0	0	0	0	0	0	0	0	
14	Tami Fagbenle	DNP - Coach's Decision																		
3	Natasha Howard	DNP - Coach's Decision																		
12	Alexis Jones	DNP - Coach's Decision																		
		200:00	28	63	1	6	13	20	7	29	38	10	17	9	12	8	0	70		
			44.4 %		16.7 %		65.0 %		TM REB: 8			TOT TO: 12 (8 PTS)								

### SCORE BY PERIOD

**Sparks**  
**LYNX**

Points in the Paint Sprays 28 (14/28), LYNX 30 (16/28)

2nd Chance Points: Sparks 2 (1/7), LYNX 10 (2nd)  
 Ford Bank Points: Sparks 11 (4th), LYNX 4 (1st)

**Final Inland Points: Sparks 11 (4th), LYNX 4**  
**Technical Faults: Robinson Three Stages**

SPARKING: NONE

LYNX (1): 1:10 1=

**Biggest Loss: Sparks 1, LYNX 20**

**Land Charges: 2**  
**Trusts: 0**

1994 1995 1996





# 2017 CUME STATS PLAYOFFS

Through October 1 (5-2)

LOS ANGELES SPARKS

2017 PLAYOFFS / ALL ROUNDS COMBINED

PLAYER	G	GS	MIN	-FIELD GOALS-			-3-POINT FG--			-FREE THROWS-			--REBOUNDS--			AST	PF	DQ	STL	TO	BLK	PTS	AVG
				FG	FGA	PCT	FG	FGA	PCT	FT	FTA	PCT	OFF	DEF	TOT								
Parker	7	7	237	38	91	.418	8	31	.258	32	35	.914	7	51	58	36	29	0	18	21	12	116	16.6
Sims	7	7	246	43	95	.453	9	23	.391	18	19	.947	7	9	16	26	16	0	9	22	0	113	16.1
Gray	7	7	249	40	87	.460	13	36	.361	13	17	.765	2	24	26	46	16	0	8	19	2	106	15.1
Ogunmike	7	7	227	37	79	.468	1	9	.111	26	35	.743	18	49	67	12	26	0	14	13	1	101	14.4
Beard	7	7	228	25	47	.532	0	3	.000	4	8	.500	6	20	26	6	20	0	10	8	2	54	7.7
Lavender	7	0	95	13	31	.419	1	6	.167	3	3	1.000	8	13	21	3	14	0	3	4	0	30	4.3
Carson	7	0	93	10	24	.417	0	5	.000	5	7	.714	2	5	7	3	7	0	4	1	2	25	3.6
Williams	6	0	25	2	11	.182	2	6	.333	0	0	---	1	0	1	1	3	0	2	0	0	6	1.0
Gruda	1	0	1	0	0	---	0	0	---	0	0	---	0	0	0	0	0	0	0	0	0	0	0.0
Jackson-Jones	1	0	0	0	0	---	0	0	---	0	0	---	0	0	0	0	0	0	0	0	0	0	0.0
Wiese	1	0	1	0	0	---	0	0	---	0	0	---	0	0	0	0	0	0	0	0	0	0	0.0
TEAM	7	-	1400	208	465	.447	34	119	.286	101	124	.815	51	171	222	133	131	0	68	97	19	551	78.7
OPPONENTS	7	-	1400	197	443	.445	43	104	.413	86	120	.717	52	181	233	116	138	4	48	110	25	523	74.7

PLAYER	-- SINGLE-GAME HIGHS --							----- AVERAGE PER GAME -----							-CAREER HIGHS (C-SET, T-TIED THIS SEASON)-						
	MIN	REB	AST	ST	TO	BL	PTS	MIN	REB	AST	STL	TO	BLK	PTS	FG	FGA	FT	FTA	REB	AST	PTS
Parker	37	13	11	5	4	3	24	33.8	8.3	5.1	2.57	3.0	1.71	16.6	14	24	14	15	18	11C	33
Sims	37	5	5	4	5	0	22	35.1	2.3	3.7	1.29	3.1	0.00	16.1	9C	21	9	11	5C	7	22T
Gray	38	6	9	2	5	2	27	35.5	3.7	6.6	1.14	2.7	0.29	15.1	10C	16C	6	8	6C	9C	27C
Ogumike	36	13	3	3	4	1	19	32.4	9.6	1.7	2.00	1.9	0.14	14.4	11	16C	7	8	14	6	27
Beard	36	8	2	3	3	1	12	32.5	3.7	0.9	1.43	1.1	0.29	7.7	9	21	7	7	9	7	22
Lavender	18	7	2	2	1	0	11	13.6	3.0	0.4	0.43	0.6	0.00	4.3	10	11	3	5	8	5	20
Carson	19	3	1	2	1	1	9	13.3	1.0	0.4	0.57	0.1	0.29	3.6	9	19	4	5	5	3	20
Williams	8	1	1	1	0	0	3	4.2	0.2	0.2	0.33	0.0	0.00	1.0	1T	6	0T	0T	2	1T	3C
Gruda	1	0	0	0	0	0	0	0.5	0.0	0.0	0.00	0.0	0.00	0.0	3	9	1	4	5	2	6
Jackson-Jones	0	0	0	0	0	0	0	0.3	0.0	0.0	0.00	0.0	0.00	0.0	6	11	4	4	10	2	14
Wiese	1	0	0	0	0	0	0	0.5	0.0	0.0	0.00	0.0	0.00	0.0	0C	0C	0C	0C	0C	0C	0C
TEAM	200	38	23	13	18	5	89	200.0	31.7	19.0	9.71	13.9	2.71	78.7	39	78	28	33	44	31	103
OPPONENTS	200	48	22	11	19	6	87	200.0	33.3	16.6	6.86	15.7	3.57	74.7	40	82	30	37	48C	25	103

Through October 1 (5-2)

MINNESOTA LYNX

2017 PLAYOFFS / ALL ROUNDS COMBINED

PLAYER	G	GS	MIN	-FIELD GOALS-			-3-POINT FG--			-FREE THROWS-			--REBOUNDS--					PF	DQ	STL	TO	BLK	PTS	AVG
				FG	FGA	PCT	FG	FGA	PCT	FT	FTA	PCT	OFF	DEF	TOT	AST								
Fowles	7	7	245	59	93	.634	0	0	---	14	27	.519	26	59	85	8	22	0	11	19	13	132	18.9	
Moore	7	7	230	45	85	.529	13	23	.565	25	35	.714	8	24	32	24	28	1	12	12	2	128	18.3	
Augustus	7	7	219	42	83	.506	9	16	.563	4	9	.444	4	28	32	22	12	0	3	11	4	97	13.9	
Brunson	7	7	190	21	59	.356	1	9	.111	20	26	.769	14	26	40	13	23	0	6	10	3	63	9.0	
Montgomery	7	0	130	21	46	.457	11	27	.407	1	2	.500	0	10	10	15	4	0	4	9	2	54	7.7	
Whalen	7	7	150	17	38	.447	1	5	.200	7	11	.636	0	14	14	31	10	0	2	10	1	42	6.0	
Perkins	7	0	113	9	28	.321	4	13	.308	0	0	---	4	12	16	6	12	0	6	5	1	22	3.1	
Jones	4	0	27	4	12	.333	4	6	.667	0	2	.000	0	4	4	7	1	0	0	1	0	12	3.0	
Fagbenle	2	0	4	2	3	.667	0	0	---	0	0	---	1	0	1	0	1	0	0	0	0	4	2.0	
Howard	6	0	38	2	10	.200	0	1	.000	4	5	.800	2	4	6	0	7	0	2	3	0	8	1.3	
Pierson	7	0	43	4	11	.364	1	2	.500	0	2	.000	0	6	6	4	10	0	1	5	1	9	1.3	
Zandalasini	4	0	11	1	1	1.000	0	0	---	0	0	---	0	0	0	1	2	0	0	0	0	2	0.5	
TEAM	7	-	1400	227	469	.484	44	102	.431	75	119	.630	59	187	246	131	132	1	47	91	27	573	81.9	
OPPONENTS	7	-	1400	195	463	.421	41	122	.336	100	124	.806	59	156	215	122	127	0	46	91	26	531	75.9	

PLAYER	-- SINGLE-GAME HIGHS --							----- AVERAGE PER GAME -----							-CAREER HIGHS (C-SET, T-TIED THIS SEASON)-						
	MIN	REB	AST	ST	TO	BL	PTS	MIN	REB	AST	STL	TO	BLK	PTS	FG	FGA	FT	FTA	REB	AST	PTS
Fowles	36	17	4	4	5	4	25	35.1	12.1	1.1	1.57	2.7	1.86	18.9	12T	20	8	10	17C	4T	27
Moore	38	8	5	3	3	1	27	32.8	4.6	3.4	1.71	1.7	0.29	18.3	13	29	11	12	12	11	40
Augustus	35	8	6	1	3	1	24	31.2	4.6	3.1	0.43	1.6	0.57	13.9	11T	23	13	16	8T	7	36
Brunson	37	13	3	2	4	3	18	27.2	5.7	1.9	0.86	1.4	0.43	9.0	10	15	10C	13C	19	5	26
Montgomery	28	3	4	2	3	1	18	18.5	1.4	2.1	0.57	1.3	0.29	7.7	7C	11C	6	6	3C	7	18C
Whalen	28	3	8	1	3	1	14	21.5	2.0	4.4	0.29	1.4	0.14	6.0	11	23	15	17	10	11	31
Perkins	28	5	3	2	2	1	8	16.2	2.3	0.9	0.86	0.7	0.14	3.1	9	18	4	6	8	5	24
Jones	17	2	4	0	1	0	9	6.8	1.0	1.8	0.00	0.3	0.00	3.0	3C	10C	0C	2C	2C	4C	9C
Fagbenle	3	1	0	0	0	0	2	1.9	0.5	0.0	0.00	0.0	0.00	2.0	1C	2C	0C	0C	1C	0C	2C
Howard	10	4	0	1	1	0	4	6.4	1.0	0.0	0.33	0.5	0.00	1.3	8	11	4C	4T	8	3	17
Pierson	19	2	3	1	2	1	4	6.1	0.9	0.6	0.14	0.7	0.14	1.3	9	21	10	13	12	5	26
Zandalasini	5	0	1	0	0	0	2	2.7	0.0	0.3	0.00	0.0	0.00	0.5	1C	1C	0C	0C	0C	1C	2C
TEAM	200	48	27	11	19	6	101	200.0	35.1	18.7	6.71	13.0	3.86	81.9	46	82	38	46	48C	30	113
OPPONENTS	200	34	19	13	18	6	85	200.0	30.7	17.4	6.57	13.0	3.71	75.9	39	78	30	32	45	27	96

## 2017 CUME STATS SEASON SERIES

### 2017 SEASON SERIES (2-1)

2017 SEASON SERIES (2-1)				LOS ANGELES SPARKS												VS. MINNESOTA											
PLAYER	G	GS	MIN	-FIELD GOALS-			-3-POINT			FG--			-FREE THROWS-			--REBOUNDS--			AST	PF	DQ	STL	TO	BLK	PTS	AVG	HI
				FG	FGA	PCT	FG	FGA	PCT	FT	FTA	PCT	OFF	DEF	TOT												
Gray	3	3	111	20	42	.476	6	15	.400	9	11	.818	1	8	9	10	4	0	7	7	0	55	18.3	23			
Parker	3	3	100	15	35	.429	6	14	.429	9	12	.750	4	19	23	9	8	0	3	9	4	45	15.0	24			
Ogumike	3	3	90	15	33	.455	0	6	.000	8	10	.800	9	19	28	9	13	0	5	8	0	38	12.7	27			
Sims	3	2	78	14	37	.378	1	10	.100	4	4	1.000	1	3	4	9	7	0	2	3	1	33	11.0	14			
Carson	2	0	45	6	10	.600	0	1	.000	0	0	---	2	0	2	3	2	0	1	3	0	12	6.0	6			
Lavender	3	0	49	7	14	.500	0	1	.000	4	4	1.000	0	9	9	0	4	0	0	4	0	18	6.0	8			
Williams	1	1	13	2	5	.400	1	4	.250	0	0	---	0	0	0	0	2	0	0	0	0	5	5.0	5			
Beard	3	3	98	6	18	.333	0	1	.000	2	2	1.000	3	9	12	5	7	0	9	5	3	14	4.7	8			
Wiese	2	0	11	2	2	1.000	1	1	1.000	0	0	---	0	1	1	0	1	0	0	0	0	5	2.5	5			
Jackson-Jones	2	0	5	0	0	---	0	0	---	0	0	---	1	0	1	0	1	0	0	1	0	0	0.0	0			
SPARKS	3	-	600	87	196	.444	15	53	.283	36	43	.837	21	68	89	45	49	0	27	40	8	225	75.0	78			
LYNX	3	-	600	89	191	.466	16	44	.364	25	36	.694	25	81	106	52	40	0	18	52	10	219	73.0	88			

### 2017 SEASON SERIES (1-2)

2017 SEASON SERIES (1-2)				MINNESOTA LYNX													VS. LOS ANGELES										
PLAYER	G	GS	MIN	-FIELD GOALS-			-3-POINT			FG--			-FREE THROWS-			--REBOUNDS--			AST	PF	DQ	STL	TO	BLK	PTS	AVG	HI
				FG	FGA	PCT	FG	FGA	PCT	FT	FTA	PCT	OFF	DEF	TOT												
Fowles	3	3	114	25	43	.581	0	0	---	4	6	.667	11	29	40	5	7	0	1	11	7	54	18.0	20			
Montgomery	3	2	81	12	22	.545	7	10	.700	6	9	.667	0	4	4	12	5	0	4	9	0	37	12.3	20			
Augustus	3	3	87	15	27	.556	2	4	.500	1	2	.500	1	11	12	15	3	0	1	4	1	33	11.0	16			
Moore	3	3	100	12	31	.387	2	9	.222	6	6	1.000	4	6	10	7	6	0	6	4	0	32	10.7	12			
Brunson	3	3	73	11	28	.393	2	6	.333	2	6	.333	4	18	22	2	8	0	1	8	1	26	8.7	14			
Pierson	3	0	36	5	10	.500	2	3	.667	2	2	1.000	3	5	8	3	6	0	0	5	0	14	4.7	9			
Whalen	1	1	15	1	6	.167	0	2	.000	2	3	.667	0	0	0	1	0	0	0	2	0	4	4.0	4			
Jones	3	0	26	4	9	.444	1	4	.250	0	0	---	0	3	3	2	1	0	0	0	0	9	3.0	9			
Perkins	3	0	47	2	8	.250	0	3	.000	2	2	1.000	0	3	3	4	1	0	4	5	0	6	2.0	4			
Howard	3	0	20	2	7	.286	0	3	.000	0	0	---	2	2	4	1	3	0	1	1	1	4	1.3	4			
LYNX	3	-	600	89	191	.466	16	44	.364	25	36	.694	25	81	106	52	40	0	18	52	10	219	73.0	88			
SPARKS	3	-	600	87	196	.444	15	53	.283	36	43	.837	21	68	89	45	49	0	27	40	8	225	75.0	78			



# 2017 CUME STATS REGULAR SEASON

Through September 3 (27-7)

MINNESOTA LYNX

2017 REGULAR SEASON STATISTICS

PLAYER	G	GS	MIN	-FIELD GOALS-			-3-POINT FG--			-FREE THROWS-			--REBOUNDS--				PF	DQ	STL	TO	BLK	PTS	AVG
				FG	FGA	PCT	FG	FGA	PCT	FT	FTA	PCT	OFF	DEF	TOT	AST							
Fowles	34	34	1048	254	388	.655	0	0	---	136	177	.768	123	231	354	52	93	1	44	83	67	644	18.9
Moore	34	34	1063	297	468	.442	65	158	.411	109	127	.858	51	120	171	119	80	0	64	61	14	588	17.3
Augustus	32	32	886	148	295	.502	19	44	.432	33	38	.868	13	81	94	127	32	0	18	45	3	348	10.9
Brunson	30	30	807	109	243	.449	23	66	.348	64	90	.711	51	150	201	44	69	0	33	48	13	305	10.2
Mhalen	22	22	520	69	153	.451	12	34	.353	27	36	.750	8	46	54	90	37	0	11	44	2	177	8.0
Montgomery	34	12	743	92	217	.424	39	109	.358	48	57	.842	15	39	54	117	47	0	24	58	2	271	8.0
Pierson	34	4	465	70	164	.427	19	56	.339	19	24	.792	15	61	76	51	49	0	14	35	5	178	5.2
Howard	34	0	397	61	126	.484	3	14	.214	22	30	.733	31	50	81	25	56	0	18	26	21	147	4.3
Perkins	34	2	554	55	149	.369	12	38	.316	20	24	.833	11	57	68	47	42	0	37	28	1	142	4.2
Jones	29	0	211	26	76	.342	11	29	.379	12	14	.857	4	18	22	23	23	0	8	21	0	75	2.6
Fagbenle	21	0	89	9	18	.500	0	0	---	7	9	.778	5	16	21	1	13	0	3	8	4	25	1.2
Zandalesini	3	0	19	1	4	.250	0	0	---	0	0	---	0	1	1	0	2	0	0	2	0	2	0.7
LYNX	34	-	6800	1101	2301	.470	203	548	.370	497	626	.794	327	870	1197	696	543	1	274	481	132	2902	85.4
OPPONENTS	34	-	6800	963	2271	.424	190	605	.314	408	513	.795	277	751	1028	563	644	3	254	529	109	2524	74.2

PLAYER	-- SINGLE-GAME HIGHS --							----- AVERAGE PER GAME -----							----- CAREER HIGHS (C-SET, T-TIED THIS SEASON)-----						
	MIN	REB	AST	ST	TO	BL	PTS	MIN	REB	AST	STL	TO	BLK	PTS	FG	FGA	FT	FTA	REB	AST	PTS
Fowles	39	15	5	4	6	5	30	30.8	10.4	1.5	1.29	2.4	1.97	18.9	14T	23	14	18	22	5T	35
Moore	37	11	9	5	5	2	28	31.3	5.0	3.5	1.88	1.8	0.41	17.3	16	32	12	16	16	10	48
Augustus	35	7	10	3	5	1	19	27.7	2.9	4.0	0.56	1.4	0.09	10.9	16	28	14	15	9	10T	39
Brunson	38	14	5	4	4	2	22	26.9	6.7	1.5	1.10	1.6	0.43	10.2	13	18	10	13	20	5T	32
Mhalen	31	6	10	2	4	1	19	23.6	2.5	4.1	0.50	2.0	0.09	8.0	13	23	13	16	12	14	33
Montgomery	38	6	8	3	5	1	21	21.8	1.6	3.4	0.71	1.7	0.06	8.0	13	29	11	12	7	10	33
Pierson	31	6	4	2	4	1	11	13.7	2.2	1.5	0.41	1.0	0.15	5.2	11	20	13	19	15	10	26
Howard	27	9	3	2	4	3	12	11.7	2.4	0.7	0.53	0.8	0.62	4.3	10	16	7	8	11	4	21
Perkins	36	7	7	4	2	1	18	16.3	2.0	1.4	1.09	0.8	0.03	4.2	17	24	9	10	10	10	39
Jones	22	4	5	3	3	0	11	7.3	0.8	0.8	0.28	0.7	0.00	2.6	4C	9C	3C	4C	4C	5C	11C
Fagbenle	12	3	1	1	2	2	6	4.2	1.0	0.0	0.14	0.4	0.19	1.2	2C	6C	2C	2C	3C	1C	6C
Zandalesini	8	1	0	0	1	0	2	6.2	0.3	0.0	0.00	0.7	0.00	0.7	1C	2C	0C	0C	1C	0C	2C
LYNX	200	45	35	14	22	8	111	200.0	35.2	20.5	8.06	14.1	3.88	85.4	45C	95	37	45	53	35C	124
OPPONENTS	200	44	31	14	25	9	100	200.0	30.2	16.6	7.47	15.6	3.21	74.2	47	96	42	55	56	31C	127

Through September 3 (26-8)

LOS ANGELES SPARKS

2017 REGULAR SEASON STATISTICS

PLAYER	G	GS	MIN	-FIELD GOALS-			-3-POINT FG--			-FREE THROWS-			--REBOUNDS--				PF	DQ	STL	TO	BLK	PTS	AVG
				FG	FGA	PCT	FG	FGA	PCT	FT	FTA	PCT	OFF	DEF	TOT	AST							
Ogunnike	34	34	1050	244	435	.561	18	53	.340	134	154	.870	61	202	263	72	99	0	63	52	18	640	18.8
Parker	33	33	1007	208	435	.478	45	127	.354	96	127	.756	40	237	277	141	77	0	48	89	55	557	16.9
Gray	34	34	1125	184	363	.507	53	110	.482	81	98	.827	21	92	113	151	74	0	36	65	8	502	14.8
Sims	31	14	752	113	253	.447	11	58	.190	62	70	.886	14	45	59	108	60	0	45	44	5	299	9.6
Lavender	32	0	553	104	213	.488	5	16	.313	22	26	.846	33	64	97	29	40	0	9	40	5	235	7.3
Beard	34	34	1048	96	193	.497	6	19	.316	37	46	.804	21	92	113	76	93	0	71	45	17	235	6.9
Williams	23	6	408	45	140	.321	20	74	.270	38	44	.864	6	26	32	16	42	0	19	26	3	148	6.4
Carson	24	14	464	42	104	.404	9	36	.250	21	24	.875	11	29	40	29	29	1	15	18	8	114	4.8
Miese	28	0	222	23	60	.383	14	35	.400	4	8	.500	3	19	22	8	19	0	5	2	3	64	2.3
Gruha	7	0	28	4	11	.364	0	0	---	0	0	---	1	3	4	0	4	0	0	5	0	8	1.1
Jackson-Jones	26	1	149	12	26	.462	0	1	.000	5	8	.625	8	23	31	3	22	0	2	12	3	29	1.1
Ibekwe	6	0	24	1	9	.111	0	2	.000	4	6	.667	2	3	5	0	5	0	1	2	0	6	1.0
Dianna	10	0	20	1	5	.200	0	0	---	1	2	.500	4	7	11	1	5	0	2	3	0	3	0.3
SPARKS	34	-	6850	1077	2247	.479	181	531	.341	505	613	.824	225	842	1067	634	569	1	316	452	125	2840	83.5
OPPONENTS	34	-	6850	904	2194	.430	204	614	.332	465	588	.791	294	789	1083	585	615	2	208	556	109	2557	75.2

PLAYER	-- SINGLE-GAME HIGHS --							----- AVERAGE PER GAME -----							----- CAREER HIGHS (C-SET, T-TIED THIS SEASON)-----						
	MIN	REB	AST	ST	TO	BL	PTS	MIN	REB	AST	STL	TO	BLK	PTS	FG	FGA	FT	FTA	REB	AST	PTS
Ogunnike	47	14	6	5	6	3	32	30.9	7.7	2.1	1.85	1.5	0.53	18.8	13T	24C	14	15	20	8	38
Parker	40	17	11	4	7	5	29	30.5	8.4	4.3	1.45	2.7	1.67	16.9	15	28	14	17	20	11C	40
Gray	48	8	10	4	6	1	25	33.1	3.3	4.4	1.06	1.9	0.24	14.8	9C	18C	8C	10C	9	10C	25C
Sims	40	6	10	4	5	1	28	24.3	1.9	3.5	1.45	1.4	0.16	9.6	15	27	15	16	7	10T	39
Lavender	28	7	3	1	3	2	18	17.3	3.0	0.9	0.28	1.3	0.16	7.3	11	22	8	8	13	5	25
Beard	41	10	5	5	4	2	18	30.8	3.3	2.2	2.09	1.3	0.50	6.9	13	24	11	13	10T	10	33
Williams	29	5	4	3	4	2	15	17.7	1.4	0.7	0.83	1.1	0.13	6.4	17	28	18	20	9	6	51
Carson	33	5	4	3	3	2	15	19.3	1.7	1.2	0.63	0.8	0.33	4.8	11	21	8	10	11	7	28
Miese	27	3	2	1	1	1	22	7.9	0.8	0.3	0.18	0.1	0.11	2.3	8C	13C	3C	4C	3C	2C	22C
Gruha	11	2	0	0	3	0	6	3.9	0.6	0.0	0.00	0.7	0.00	1.1	12	21	9	12	12	4	24
Jackson-Jones	32	8	2	1	2	1	8	5.7	1.2	0.1	0.08	0.5	0.12	1.1	10	16	12	12	17	6	27
Ibekwe	10	3	0	1	1	0	3	3.9	0.8	0.0	0.17	0.3	0.00	1.0	1C	4C	2C	2C	3T	0T	3C
Dianna	6	4	1	1	2	0	2	2.0	1.1	0.1	0.20	0.3	0.00	0.3	1C	2C	1C	2C	4C	1C	2C
SPARKS	250	42	34	17	21	7	115	201.5	31.4	18.6	9.29	13.3	3.68	83.5	45C	99C	40	51	55	34C	115C
OPPONENTS	250	47	31	12	24	8	106	201.5	31.9	17.2	6.12	16.4	3.21	75.2	44	93	42	56	55	31C	114



## 2017 TEAM BOX SCORE

Date	Opponent	MIN	FG-A	PTC	3PM-A	PTC	FTM-A	PTC	OFF	DEF	TOI	AST	STL	BLK	TO	PF	PTS
5/13	SEA	200	33-72	45.8	8-18	44.4	4-8	50.0	5	17	22	20	14	0	11	19	78
5/19	WAS	200	34-62	54.8	10-21	47.6	21-22	95.5	5	20	25	20	8	3	11	15	99
5/24	@IND	200	34-62	54.8	8-15	53.3	14-19	73.7	4	24	28	19	4	3	9	16	90
5/27	@ATL	200	25-60	41.7	4-12	33.3	19-23	82.6	11	21	32	18	3	7	17	20	73
5/30	@NYL	200	31-62	50.0	5-16	31.3	23-27	85.2	7	21	28	16	13	3	11	18	90
6/6	CHI	200	22-64	34.4	4-13	30.8	31-40	77.5	7	25	32	17	13	6	7	15	79
6/9	@DAL	200	36-72	50.0	3-11	27.3	15-15	100	7	22	29	14	7	5	15	20	90
6/10	@PHO	200	31-59	52.5	8-18	44.4	19-27	70.4	4	18	22	22	9	4	11	20	89
6/13	DAL	200	35-61	57.4	5-16	31.3	22-26	84.6	3	24	27	22	9	2	19	29	97
6/15	SAS	200	27-56	48.2	2-12	16.7	24-28	85.7	4	24	28	15	6	4	13	11	80
6/18	PHO	200	32-67	47.8	6-19	31.6	20-23	87.0	9	31	40	22	10	4	13	19	90
6/24	@IND	200	32-60	53.3	8-17	47.1	12-14	85.7	4	27	31	19	9	5	14	21	84
6/27	@CON	200	32-64	50.0	4-12	33.3	19-26	73.1	8	24	32	20	8	7	9	19	87
6/30	@ATL	200	31-60	51.7	8-17	47.1	15-20	75.0	8	25	33	16	9	5	18	17	85
7/2	WAS	200	28-68	41.2	8-19	42.1	12-15	80.0	10	24	34	17	7	3	9	16	76
7/6	@MIN	200	32-66	48.5	4-16	25.0	9-11	81.8	9	19	28	15	9	3	17	18	77
7/8	@SEA	200	26-70	37.1	4-23	17.4	13-14	92.9	9	18	27	10	11	5	11	16	69
7/13	CON	200	31-70	44.3	8-23	34.8	17-20	85.0	9	28	37	20	7	5	15	16	87
7/17	IND	200	34-64	53.1	5-10	50.0	7-9	77.8	5	27	32	19	12	5	12	11	80
7/20	CHI	200	32-66	48.5	6-16	37.5	10-14	71.4	4	24	28	15	7	2	11	10	80
7/25	SEA	200	26-69	37.7	2-13	15.4	14-20	70.0	13	26	39	16	10	4	11	19	68
7/28	@SAS	200	37-67	55.2	4-13	30.8	7-9	77.8	3	26	29	22	7	5	8	14	85
7/30	DAL	200	40-71	56.3	3-17	17.6	12-13	92.3	8	33	41	28	10	2	15	21	95
8/4	NYL	200	32-70	45.7	6-18	33.3	17-22	77.3	5	28	33	16	7	1	6	15	87
8/6	@DAL	200	26-64	40.6	2-15	13.3	25-27	92.6	4	27	31	10	12	4	15	19	79
8/11	@MIN	200	24-64	37.5	77-19	36.8	15-16	93.8	6	24	30	15	7	3	15	17	70
8/13	@NYL	200	26-63	41.3	5-19	26.3	12-13	92.3	4	22	26	16	5	7	10	15	69
8/16	@WAS	200	40-65	61.5	3-5	60.0	12-13	92.3	8	25	33	24	12	3	13	16	95
8/18	@CHI	250	45-99	45.5	12-23	52.2	13-15	86.7	14	28	42	34	17	4	6	12	115
8/22	SAS	200	29-57	50.9	6-20	30.0	11-16	68.8	3	30	33	22	9	0	14	16	75
8/24	@PHO	200	35-73	47.9	4-9	44.4	8-8	100	7	25	32	18	13	2	8	20	82
8/27	MIN	200	31-66	47.0	4-18	22.2	12-16	75.0	6	25	31	15	11	2	8	14	78
9/1	ATL	200	31-60	51.7	4-11	36.4	15-18	83.3	6	30	36	21	10	3	16	20	81
9/3	CON	200	37-72	51.4	1-6	16.7	6-6	100	5	29	34	21	11	4	13	14	81
9/12	PHO	200	29-67	43.3	4-15	26.7	17-21	81.0	8	22	30	16	11	0	10	20	79
9/14	PHO	200	33-74	44.6	4-16	25.0	16-17	94.1	11	27	38	20	12	4	11	22	86
9/17	@PHO	200	36-66	54.5	6-17	35.3	11-13	84.6	4	25	29	23	9	5	12	15	89
9/24	@MIN	200	33-69	47.8	7-20	35.0	12-19	63.2	8	26	34	19	6	1	14	17	85
9/26	@MIN	200	24-62	38.7	3-12	25.0	17-19	89.5	5	24	29	19	6	2	12	21	68
9/29	MIN	200	27-63	42.9	5-17	29.4	16-19	84.2	8	26	34	19	11	5	15	14	75
10/1	MIN	200	26-64	40.6	5-22	22.7	12-16	75.0	7	21	28	17	13	2	14	22	69
10/4	@MIN																

## 2017 OPPONENT BOX SCORE

Date	Opponent	MIN	FG-A	PTC	3PM-A	PTC	FTM-A	PTC	OFF	DEF	TOI	AST	STL	BLK	TO	PF	PTS
5/13	SEA	200	26-50	52.0	4-16	25.0	12-12	100	3	24	27	20	4	7	23	16	68
5/19	WAS	200	31-62	50.0	9-24	37.5	18-19	94.7	8	18	26	23	7	1	14	18	89
5/24	@IND	200	36-67	53.7	11-16	68.8	10-14	71.4	7	23	30	16	3	1	8	16	93
5/27	@ATL	200	28-63	44.4	2-12	16.7	17-28	60.7	11	20	31	21	11	5	13	22	75
5/30	@NYL	200	30-66	45.5	9-21	42.9	6-12	50.0	11	19	30	18	7	2	18	21	75
6/6	CHI	200	27-65	41.5	4-13	30.8	12-15	80.0	8	30	38	16	4	4	19	28	70
6/9	@DAL	200	33-71	46.5	6-20	30.0	24-28	85.7	12	22	34	20	10	4	14	18	96
6/10	@PHO	200	29-65	44.6	9-24	37.5	20-23	87.0	11	19	30	16	6	3	14	26	87
6/13	DAL	200	35-61	57.	5-16	31.3	22-26	84.6	3	24	27	22	9	2	10	20	97
6/15	SAS	200	30-67	44.8	5-18	27.8	10-11	90.9	7	24	31	16	6	2	13	20	75
6/18	PHO	200	22-67	32.8	5-26	19.2	10-16	62.5	15	20	35	14	9	3	19	23	59
6/24	@IND	200	27-64	42.2	6-21	28.6	13-15	86.7	6	20	26	11	7	3	12	15	73
6/27	@CON	200	28-77	36.4	8-18	44.4	15-17	88.2	16	26	42	15	3	1	14	21	79
6/30	@ATL	200	31-66	47.0	3-10	30.0	11-20	55.0	9	20	29	25	8	2	14	20	76
7/2	WAS	200	24-66	36.4	4-19	21.1	17-19	89.5	10	22	32	10	5	5	11	18	69
7/6	@MIN	200	34-71	47.9	6-14	42.9	14-19	73.7	15	24	39	19	8	5	15	11	88
7/8	@SEA	200	28-54	51.9	8-15	53.3	17-18	94.4	4	24	28	20	5	3	18	12	81
7/13	CON	200	30-71	42.3	7-18	38.9	10-16	62.5	9	28	37	14	12	0	18	20	77
7/17	IND	200	23-58	39.7	7-19	36.8	9-10	90.0	7	19	26	15	3	3	16	15	62
7/20	CHI	200	33-66	50.0	6-17	35.3	10-12	83.3	7	24	31	22	6	4	12	14	82
7/25	SEA	200	21-53	39.6	5-21	23.8	13-17	76.5	4	24	28	19	8	6	18	18	60
7/28	@SAS	200	26-58	44.8	3-10	30.0	18-20	90.0	5	25	30	17	4	0	12	12	73
7/30	DAL	200	19-66	28.8	6-28	21.4	30-33	90.9	7	14	21	11	10	5	12	13	74
8/4	NYL	200	29-66	43.9	5-22	22.7	11-18	61.1	6	29	35	22	5	3	13	21	74
8/6	@DAL	200	31-79	39.2	4-16	25.0	19-21	90.5	16	31	47	12	6	4	15	22	85
8/11	@MIN	200	26-61	42.6	4-12	33.3	8-11	72.7	7	28	35	16	5	4	16	15	64
8/13	@NYL	200	31-71	43.7	10-22	45.5	11-12	91.7	12	25	37	19	5	4	11	14	83
8/16	@WAS	200	24-62	38.7	4-21	19.0	10-14	71.4	10	13	23	17	7	1	20	22	62
8/18	@CHI	250	41-82	50.0	14-27	51.9	10-11	90.9	11	32	43	31	4	8	21	17	106
8/22	SAS	200	21-60	35.0	3-17	17.6	10-12	83.3	4	24	28	17	5	0	18	21	55
8/24	@PHO	200	27-54	50.0	3-8	37.5	10-18	55.6	5	25	30	17	3	7	20	17	67
8/27	MIN	200	29-59	49.2	6-18	33.3	3-6	50.0	3	29	32	17	5	1	18	14	67
9/1	ATL	200	17-59	28.8	3-14	21.4	19-23	82.6	10	18	28	6	4	4	19	18	56
9/3	CON	200	24-63	38.1	7-15	46.7	15-17	88.2	7	25	32	13	6	1	17	12	70
9/12	PHO	200	21-55	38.2	8-18	44.4	16-21	76.2	7	27	34	17	5	1	16	26	66
9/14	PHO	200	28-59	47.5	4-14	28.6	12-16	75.0	5	23	28	14	3	4	18	19	72
9/17	@PHO	200	32-68	47.1	13-20	65.0	10-10	100	6	19	25	20	6	3	13	18	87
9/24	@MIN	200	35-70	50.0	5-14	35.7	9-13	69.2	7	28	35	22	6	3	15	19	84
9/26	@MIN	200	28-63	44.4	1-6	16.7	13-20	65.0	7	29	36	10	9	6	12	17	70
9/29	MIN	200	25-62	40.3	7-20	35.0	7-10	70.0	4	23	27	13	11	5	15	21	64
10/1	MIN	200	28-66	42.4	5-12	41.7	19-30	63.3	16	32	48	20	8	3	17	18	80
10/4	@MIN																

# SPARKS 2017 SCORING BREAKDOWN

## SPARKS

## OPPONENTS

Date	OPP.	Result	Score	SPARKS									OPPONENTS											
				1ST	2ND	HAL	3RD	4TH	HAL	1OT	2OT	TOT	1ST	2ND	HAL	3RD	4TH	HAL	1OT	2OT	TOT	1ST	2ND	TOT
5/13	SEA	W	78-68	20	18	38	16	24	40	-	-	78	21	16	37	12	19	31	-	-	68			
5/19	WAS	W	99-89	34	25	59	19	21	40	-	-	99	22	26	48	22	19	41	-	-	89			
5/24	@IND	L	90-93	28	27	55	10	25	35	-	-	90	23	18	41	27	25	52	-	-	93			
5/27	@ATL	L	73-75	18	14	32	12	29	41	-	-	73	20	9	29	22	24	46	-	-	75			
5/30	@NYL	W	99-89	16	20	36	30	24	54	-	-	90	21	17	38	26	11	37	-	-	75			
6/6	CHI	W	79-70	18	23	41	15	23	38	-	-	79	13	22	35	18	17	35	-	-	70			
6/9	@DAL	L	90-96	28	22	50	21	19	40	-	-	90	16	25	41	23	32	55	-	-	96			
6/10	@PHO	W	89-87	19	20	39	26	24	50	-	-	89	18	22	40	21	26	47	-	-	87			
6/13	DAL	W	97-87	23	25	48	24	25	49	-	-	97	8	27	35	17	35	52	-	-	87			
6/15	SAS	W	80-75	25	21	46	12	22	34	-	-	80	11	15	26	24	25	49	-	-	75			
6/18	PHO	W	90-59	38	15	53	19	18	37	-	-	90	17	19	36	12	11	23	-	-	59			
6/24	@IND	W	84-73	20	26	46	19	19	38	-	-	84	23	17	40	12	21	33	-	-	73			
6/27	@CON	W	87-79	27	18	45	23	19	42	-	-	87	17	22	39	17	23	40	-	-	79			
6/30	@ATL	W	85-76	23	21	44	27	14	41	-	-	85	23	13	36	18	22	40	-	-	76			
7/2	WAS	W	76-69	17	13	30	24	22	46	-	-	76	24	23	47	10	12	22	-	-	69			
7/6	@MIN	L	77-88	14	22	36	25	16	41	-	-	77	25	21	46	22	20	42	-	-	88			
7/8	@SEA	L	69-81	21	18	39	16	14	30	-	-	69	15	22	37	23	21	44	-	-	81			
7/13	CON	W	87-77	18	28	46	23	18	41	-	-	87	32	13	45	12	20	32	-	-	77			
7/17	IND	W	80-62	22	20	42	19	19	38	-	-	80	19	15	34	12	16	28	-	-	62			
7/20	CHI	L	80-82	21	24	45	15	20	35	-	-	80	21	14	35	21	26	47	-	-	82			
7/25	SEA	W	68-60	21	19	40	11	17	28	-	-	68	19	10	29	17	14	31	-	-	60			
7/28	@SAS	W	85-73	22	17	39	21	25	46	-	-	85	12	23	35	19	19	38	-	-	73			
7/30	DAL	W	95-74	30	19	49	30	16	46	-	-	95	20	22	42	18	14	32	-	-	74			
8/4	NYL	W	87-74	29	15	44	25	18	43	-	-	87	23	21	44	11	19	30	-	-	74			
8/6	@DAL	L	79-85	21	19	40	17	22	39	-	-	79	18	23	41	22	22	44	-	-	85			
8/11	@MIN	W	70-64	20	16	36	21	13	34	-	-	70	20	16	36	8	20	28	-	-	64			
8/13	@NYL	L	69-83	27	8	35	21	13	34	-	-	69	16	28	44	18	21	39	-	-	83			
8/16	@WAS	W	95-62	22	29	51	22	22	44	-	-	95	18	18	36	15	11	26	-	-	62			
8/18	@CHI	W(2OT)	115-106	18	22	40	26	22	48	11	16	115	20	22	42	22	24	46	11	7	106			
8/22	SAS	W	75-55	24	25	49	10	16	25	-	-	75	17	12	29	19	7	26	-	-	55			
8/24	@PHO	W	82-67	16	26	42	18	22	40	-	-	82	18	13	31	13	13	36	-	-	67			
8/27	MIN	W	78-67	22	24	46	23	9	32	-	-	78	15	17	32	21	14	35	-	-	67			
9/1	ATL	W	81-56	26	17	43	23	15	38	-	-	81	12	17	29	11	16	27	-	-	56			
9/3	CON	W	81-70	20	18	38	25	18	43	-	-	81	13	14	27	23	20	43	-	-	70			
9/12	PHO	W	79-66	19	23	42	14	23	37	-	-	79	23	19	42	6	18	24	-	-	66			
9/14	PHO	W	86-72	22	21	43	18	25	43	-	-	86	19	16	35	20	17	37	-	-	72			
9/17	@PHO	W	89-87	21	24	45	18	26	44	-	-	89	25	13	38	24	25	49	-	-	87			
9/24	@MIN	W	85-84	32	11	43	25	17	42	-	-	85	11	22	33	23	28	51	-	-	84			
9/26	@MIN	L	68-70	10	16	26	24	18	42	-	-	68	28	17	45	15	10	25	-	-	70			
9/29	MIN	W	75-64	17	15	32	24	19	43	-	-	75	8	18	26	22	16	38	-	-	64			
10/1	MIN	L	69-80	16	15	31	13	25	38	-	-	69	21	22	43	18	19	37	-	-	80			
10/4	@MIN																							

## 2017 PLAYOFFS RECORD WHEN...

QUICK OVERVIEW	RECORD
Overall	5-2
Home	3-1
Road	2-1
vs. Western Conference	5-2
vs. Eastern Conference	0-0

DAYS OF REST	
Back-to-back games	0-0
1 day between games	1-2
2 days between games	2-0
3 days between games	0-0
4+ days between games	2-0

BY DAY	RECORD	HOME	ROAD
Monday			
Tuesday	1-1	1-0	0-1
Wednesday			
Thursday	1-0	1-0	
Friday	1-0	1-0	
Saturday			
Sunday	2-1	0-1	2-0

SPARKS RECORD WHEN	RECORD
Shooting 45%+	2-0
Shooting sub 45%	3-2
Opponents shooting 45%+	3-0
Opponents shooting sub 45%	2-2
Bench outscores opponent bench	1-1
Bench outscored by opponent bench	4-1
Bench scoring is tied	0-0
Tied or more points in the paint	3-0
Fewer points in the paint	2-2
Score 70 + points	5-0
Score sub 70 points	0-2
Score 75+ points	5-0
Score sub 75 points	0-2
Opponent scores 75+ points	2-1
Opponent sub 75 points	3-1
More/tied rebounds than opponent	3-0
Fewer rebounds than opponent	2-2

STARTING LINEUPS	RECORD
Alana Beard, Nneka Ogumike, Candace Parker, Odyssey Sims, and Chelsea Gray	5-2



## 2017 PLAYOFFS SUPERLATIVES

### LOS ANGELES SPARKS HIGHS

Points, Game.....	89 at Phoenix 9/17
Points, First Half.....	45 at Phoenix 9/17
Points, Second Half.....	44 at Phoenix 9/17
Points, 1Q.....	32 at Minnesota 9/24
Points, 2Q.....	24 at Phoenix 9/17
Points, 3Q.....	25 at Minnesota 9/24
Points, 4Q.....	26 at Phoenix 9/17
Points, OT.....	-
Field Goals Made, 1H.....	18 at Phoenix 9/17
Field Goals Att, 1H.....	41 vs Phoenix 9/14
Field Goal %, 1H.....	54.5% at Phoenix 9/17
Field Goals Made, 2H.....	18 at Phoenix 9/17
Field Goals Att, 2H.....	35 at Minnesota 9/24
Field Goal %, 2H.....	54.5% at Phoenix 9/17
Field Goals Made,Game.....	36 at Phoenix 9/17
Field Goals Att,Game.....	74 vs Phoenix 9/15
Field Goal %,Game.....	54.5% at Phoenix 9/17
3FG Made, Game.....	7 at Minnesota 9/24
3FG Att, Game .....	22 vs Minnesota 10/1
3FG Percentage, Game....	35.3% at Phoenix 9/17
Free Throws Made.....	17, 2 times
Free Throws Att.....	21 vs Phoenix 9/12
FT Percentage.....	94.1% vs Phoenix 9/14
Offensive Rebounds....	11 vs Phoenix 9/14
Defensive Rebounds...	27 vs Phoenix 9/14
Total Rebounds.....	38 vs Phoenix 9/14
Assists.....	23 at Phoenix 9/17
Steals.....	13 vs Minnesota 10/1
Turnovers.....	15 vs Minnesota 9/29
Blocked Shots.....	5, 2 times
Personal Fouls.....	22, 2 times

### OPPONENT HIGHS

Points, Game.....	87 at Phoenix 9/17
Points, First Half.....	45 at Minnesota 9/26
Points, Second Half.....	51 at Minnesota 9/24
Points, 1Q.....	28 at Minnesota 9/26
Points, 2Q.....	22, 2 times
Points, 3Q.....	24 at Phoenix 9/17
Points, 4Q.....	28 at Minnesota 9/24
Points, OT.....	-
Field Goals Made, 1H.....	18 at Minnesota 9/26
Field Goals Att, 1H.....	35, 3 times
Field Goal %, 1H.....	51.4% at Minnesota 9/26
Field Goals Made, 2H.....	22 at Minnesota 9/24
Field Goals Att, 2H.....	39 at Minnesota 9/24
Field Goal %, 2H.....	59.3% vs Phoenix 9/14
Field Goals Made,Game.....	35 at Minnesota 9/24
Field Goals Att,Game.....	70 at Minnesota 9/24
Field Goal %, Game.....	50% at Minnesota 9/24
3FG Made.....	13 at Phoenix 9/17
3FG Att.....	20, 2 times
3FG Percentage.....	65% at Phoenix 9/17
Free Throws Made.....	19 vs Minnesota 10/1
Free Throws Att.....	30 vs Minnesota 10/1
FT Percentage.....	100% at Phoenix 9/17
Offensive Rebounds....	16 vs Minnesota 10/1
Defensive Rebounds...	32 vs Minnesota 10/1
Total Rebounds.....	48 vs Minnesota 10/1
Assists.....	22 at Minnesota 9/24
Steals.....	11 vs Minnesota 9/29
Turnovers.....	18 vs Phoenix 9/14
Blocked Shots.....	6 at Minnesota 9/26
Personal Fouls.....	26 vs Phoenix 9/12

**Largest lead at any time....** 26 at Minnesota 9/24  
**Largest deficit at any time....** 20 at Minnesota 9/26

### LOS ANGELES SPARKS LOWS

-Points, Game.....	68 at Minnesota 9/26
-Points, First Half.....	26 at Minnesota 9/26
-Points, Second Half.....	37 vs Phoenix 9/12
-Points, 1Q.....	10 at Minnesota 9/26
-Points, 2Q.....	11 at Minnesota 9/24
-Points, 3Q.....	14 vs Phoenix 9/12
-Points, 4Q.....	17 at Minnesota 9/24
-Points, OT.....	-
-Field Goals Made, 1H...	9 at Minnesota 9/26
-Field Goals Att, 1H.....	31 vs Minnesota 10/1
-Field Goal %, 1H.....	28.1% at Minnesota 9/26
-Field Goals Made, 2H....	13, 2 times
-Field Goals Att, 2H.....	30, 2 times
-Field Goal %, 2H.....	41.9% vs Minnesota 9/29
-Field Goals Made,Game.....	24 at Minnesota 9/26
-Field Goals Att,Game.....	62 at Minnesota 9/26
-Field Goal %,Game.....	38.7% at Minnesota 9/26
-3FG Made, Game.....	3 at Minnesota 9/26
-3FG Att, Game.....	12 at Minnesota 9/26
-3FG Percentage, Game..	22.7% vs Minnesota 10/1
-Free Throws Made.....	11 at Phoenix 9/17
-Free Throws Att.....	13 at Phoenix 9/17
-FT Percentage.....	63.2% at Minnesota 9/24
-Offensive Rebounds....	4 at Phoenix 9/17
-Defensive Rebounds...	21 vs Minnesota 10/1
-Total Rebounds.....	28 vs Minnesota 10/1
-Assists.....	16 vs Phoenix 9/12
-Steals.....	6, 2 times
-Turnovers.....	10 vs Phoenix 9/12
-Blocked Shots.....	0 vs Phoenix 9/12
-Personal Fouls.....	14 vs Minnesota 9/29

### OPPONENT LOWS

-Points, Game.....	64 vs Minnesota 9/29
-Points, First Half.....	26 vs Minnesota 9/29
-Points, Second Half.....	24 vs Phoenix 9/12
-Points, 1Q.....	8 vs Minnesota 9/29
-Points, 2Q.....	13 at Phoenix 9/17
-Points, 3Q.....	6 vs Phoenix 9/12
-Points, 4Q.....	10 at Minnesota 9/26
-Points, OT.....	-
-Field Goals Made, 1H...	9 vs Minnesota 9/29
-Field Goals Att, 1H.....	28 vs Phoenix 9/12
-Field Goal %, 1H.....	31% vs Minnesota 9/29
-Field Goals Made, 2H...	8 vs Phoenix 9/12
-Field Goals Att, 2H.....	27, 2 Times
-Field Goal %, 2H.....	29.6% vs Phoenix 9/12
-Field Goals Made,Game.....	21 vs Phoenix 9/12
-Field Goals Att,Game.....	55 vs Phoenix 9/12
-Field Goal %, Game.....	38.2 vs Phoenix 9/12
-3FG Made.....	1 at Minnesota 9/26
-3FG Att.....	6 at Minnesota 9/26
-3FG Percentage.....	16.7% at Minnesota 9/26
-Free Throws Made.....	7 vs Minnesota 9/29
-Free Throws Att.....	10 at Phoenix 9/17
-FT Percentage.....	63.3% vs Minnesota 10/1
-Offensive Rebounds....	4 vs Minnesota 9/29
-Defensive Rebounds...	19 at Phoenix 9/17
-Total Rebounds.....	25 at Phoenix 9/17
-Assists.....	10 at Minnesota 9/26
-Steals.....	3 vs Phoenix 9/14
-Turnovers.....	12 at Minnesota 9/26
-Blocked Shots.....	1 vs Phoenix 9/12
-Personal Fouls.....	17 at Minnesota 9/26

## 2017 PLAYOFFS OFFENSIVE TALLIES

PLAYER	G-GS	10-19 PTS	20-29 PTS	30+ PTS	10+ REB	5+ AST	DBL-DBL	TPL-DBL
Alana Beard	7-7	2						
Essence Carson	7-0							
Maimouna Diarra	0-0							
Chelsea Gray	7-7	5	1			6		
Sandrine Gruda	1-0							
Tiffany Jackson-Jones	1-0							
Jantel Lavender	7-0	1						
Nneka Ogwumike	7-7	6			3		2	
Candace Parker	7-7	5	2		2	4	3	
Odyssey Sims	7-7	5	2			3		
Sydney Wiese	1-0							
Riquna Williams	6-0							

## 2017 PLAYOFFS OFFENSIVE LEADERS (INCLUDES TIES)

PLAYER	MINUTES	POINTS	REBOUNDS	ASSISTS	STEALS	BLOCKS
Alana Beard	1				1	
Essence Carson						2
Maimouna Diarra						
Chelsea Gray	5	1		5		
Sandrine Gruda						
Tiffany Jackson-Jones						
Jantel Lavender						
Nneka Ogwumike		2	5		2	
Candace Parker	1	2	3	3	3	6
Odyssey Sims	4	3			2	
Sydney Wiese						
Riquna Williams						

## 2017 PLAYOFFS INDIVIDUAL HIGH PERFORMANCES

### Sparks Individual Highs:

Points.....	27 Chelsea Gray at Minnesota 9/24
Field Goals Made...	10 Chelsea Gray at Minnesota 9/24
Field Goals Att.....	20 Odyssey Sims vs Phoenix 9/14
FG% (Min. 8 FGM)....	75% Odyssey Sims at Phoenix 9/17
3FG Made.....	4 Chelsea Gray at Minnesota 9/24 Odyssey Sims vs Minnesota 10/1
3FG Att.....	8 Chelsea Gray at Minnesota 9/24
Free Throws Made...	5 Candace Parker vs Phoenix 9/12 Candace Parker vs Phoenix 9/14 Nneka Ogumike vs Phoenix 9/14 Candace Parker at Phoenix 9/17 Nneka Ogumike at Minnesota 9/26 Candace Parker vs Minnesota 10/1
Free Throws Att.....	6 Nneka Ogumike vs Phoenix 9/12 Candace Parker at Phoenix 9/17 Nneka Ogumike at Minnesota 9/26 Candace Parker vs Minnesota 10/1
FT%(Min. 8 FTM).....	-
Offensive Rebounds	4 Nneka Ogumike vs Phoenix 9/12 Nneka Ogumike at Minnesota 9/26
Defensive Rebounds	11 Nneka Ogumike at Phoenix 9/17 Candace Parker at Minnesota 9/24
Total Rebounds.....	13 Candace Parker vs Phoenix 9/14 Nneka Ogumike at Minnesota 9/26
Assists.....	11 Candace Parker at Phoenix 9/17
Steals.....	5 Candace Parker vs Minnesota 9/29
Turnovers.....	5 Odyssey Sims at Phoenix 9/17 Chelsea Gray at Minnesota 9/24
Blocked Shots.....	3 Candace Parker vs Phoenix 9/14 Candace Parker at Phoenix 9/17 Candace Parker vs Minnesota 9/29
Personal Fouls.....	5 Candace Parker vs Phoenix 9/12 Candace Parker at Minnesota 9/24 Nneka Ogumike vs Minnesota 10/1
Minutes Played.....	37:46 Chelsea Gray vs Phoenix 9/14

### Opponent Individual Highs:

Points.....	27 Maya Moore at Minnesota 9/24
Field Goals Made...	10 Maya Moore at Minnesota 9/24 Sylvia Fowles at Minnesota 9/24 Sylvia Fowles vs Minnesota 10/1
Field Goals Att.....	23 Brittney Griner at Phoenix 9/17
FG% (Min. 8 FGM)...	80% Camille Little at Phoenix 9/17
3FG Made.....	6 Diana Taurasi at Phoenix 9/17
3FG Att.....	10 Diana Taurasi at Phoenix 9/17
Free Throws Made...	10 Rebekkah Brunson vs Minnesota 10/1
Free Throws Att.....	13 Rebekkah Brunson vs Minnesota 10/1
FT%(Min. 8 FTM).....	76.9% Rebekkah Brunson vs Minnesota 10/1
Offensive Rebounds	6 Sylvia Fowles vs Minnesota 10/1
Defensive Rebounds	14 Sylvia Fowles at Minnesota 9/26
Total Rebounds.....	17 Sylvia Fowles at Minnesota 9/26
Assists.....	8 Lindsay Whalen vs Minnesota 10/1
Steals.....	4 Sylvia Fowles at Minnesota 9/26
Turnovers.....	5 Brittney Griner vs Phoenix 9/12 Leilani Mitchell vs Phoenix 9/14
Blocked Shots.....	3 Brittney Griner vs Phoenix 9/14 Sylvia Fowles at Minnesota 9/24 Rebekkah Brunson at Minnesota 9/26
Personal Fouls.....	6 Brittney Griner vs Phoenix 9/12 Camille Little vs Phoenix 9/12 Maya Moore vs Minnesota 9/29
Minutes Played .....	40:00 Brittney Griner at Phoenix 9/17





### 2017 Playoffs Averages:

	2017 Playoff Highs	Career Highs
PTS	-	2 vs PHO 6/18/17
REB	-	4 vs ATL 9/1/17
AST	-	1 @ WAS 8/16/17
STL	-	1, 2 Times
BLK	-	-
FGM	-	1 vs PHO 6/18/17
3FGM	-	-
FTM	-	1 vs DAL 7/30
MINs	-	6 vs PHO 6/18

**2017 PLAYOFFS**  
-Did not play against Minnesota in Game, Game 2, Game 3, and Game 4 of the WNBA Finals due to coach's decision.  
-Did not play against Phoenix in Game 1, Game 2, and Game 3 due to Coach's Decision.

[illegible]

### 2017 Playoffs Averages:

	2017 Playoff Highs	Career Highs
PTS	27 @ MIN 9/24	25, vs ATL 5/27/17
REB	6 vs PHO 9/14	9, @ CHI 8/30/15
AST	9 vs MIN 10/1	10 @ CHI 8/18/17
STL	2 vs PHO 9/12	4 @ CHI 8/18/17
BLK	2 vs MIN 9/29	2, @ SAN 9/4/15
FGM	10 @ MIN 9/24	9 vs ATL 5/27/17
3FGM	4 @ MIN 9/24	5 vs SAS 8/22/17
FTM	3 @ MIN 9/24	8 vs SAS 6/15/17
MINs	38 vs PHO 9/14	48 @ CHI 8/18/17

**-Playoff leader in assists with 6.6 apg.**  
 -Played 36 minutes, shooting 3-11 from the field, 2-3 from the free throw line, had 3 rebounds, **playoff career high 9 assists**, 2 steals and scored 8 points against Minnesota in Game 4 of the WNBA Finals on 10/1.  
 -Played 35 minutes tying a team high, shooting 5-9 from the floor, 2-4 from 3-point range, perfect 2-2 from the free throw line, had 3 rebounds, game high 7 assists, 1 steal, **playoff career high 2 blocks**, and scored 14 points against Minnesota in Game 3 of the WNBA Finals on 9/29.  
 -Played 36 minutes, shooting 5-10 from the field, 2-4 from 3-point range, perfect 3-3 from the free throw line, had 3 rebounds, 4 assists, 1 steal, and scored 15 points against Minnesota in Game 2 of the WNBA finals on 9/26.

[illegible]

[illegible]

#42	JANTEL LAVENDER	CENTER	6-4	11/12/88	OHIO STATE	EXP: 6
-----	-----------------	--------	-----	----------	------------	--------

### 2017 Playoffs Averages:

G-GS	PPG	RPG	APG	SPG	BPG	MPG	FG%	3FG%	FT%
7-0	4.3	3.0	0.4	0.4	0.0	13.6	41.9	16.7	100

	2017 Playoff Highs	Career Highs
PTS	11 @ PHO 9/17	25, 2 Times
REB	7 vs PHO 9/12	13, 4 Times
AST	2 vs PHO 9/14	5, vs CHI 6/6/14
STL	2 vs PHO 9/12	3, vs CHI 6/6/14
BLK	-	5, @ SAN 8/23/15
FGM	5 @ PHO 9/17	11, 2 Times
3FGM	-	2 @ SAS 7/28
FTM	1 vs PHO 9/12	8, vs SAN 8/30/15
MINs	18 @ MIN 9/24	43, @ CON 6/26/15

## 2017 PLAYOFF NOTABLES

- Played 8 minutes, shooting 1-2 from the field, and scored 2 points against Minnesota in Game 4 of the WNBA Finals on 10/1.
- Played 14 minutes, shooting 3-5 from the field, 2-2 from the free throw line, had 3 rebounds, and led the Sparks bench scoring 8 points against Minnesota in Game 3 of the WNBA Finals on 9/29.
- Played 11 minutes, had 3 rebounds, and did not score against Minnesota in Game 2 of the WNBA Finals on 9/26.
- Played a playoff high 18 minutes, shooting 1-4 from the field, had 4 rebounds, and scored 2 points against Minnesota in Game 1 of the WNBA Finals on 9/24.
- Played 15 minutes off the bench, shooting 5-6 from the field, 1-1 from 3-point range, had 2 rebounds, and led both benches scoring 11 points against Phoenix in Game 3 on 9/17.
- Played 11 minutes, shooting 1-2 from the field, had 2 rebounds, 2 assists, 1 steal, and scored 2 points against Phoenix in Game 2 on 9/14.

## GAME BY GAME STATS

[illegible]

#30	NNEKA OGWUMIKE	FORWARD	6-2	7/2/90	STANFORD	EXP: 5
-----	----------------	---------	-----	--------	----------	--------

### 2017 Playoffs Averages:

G-GS	PPG	RPG	APG	SPG	BPG	MPG	FG%	3FG%	FT%
7-7	14.4	9.6	1.7	2.0	0.1	32.4	46.8	11.1	74.3

	2017 Playoff Highs	Career Highs
PTS	19 vs PHO 9/12	38 vs. ATL 6/30/16
REB	13 @ MIN 9/26	20, @ IND 7/12/12
AST	3, 2 times	8, Twice
STL	3 vs PHO 9/12	6 vs. CHI 6/1/14
BLK	1 @ PHO 9/17	5 vs. ATL 6/30/16
FGM	8 vs PHO 9/12	13, twice
3FGM	1 vs PHO 9/14	3 vs SEA 5/13/17
FTM	5, 2 times	14 vs. WAS, 9/3/15
MINs	36 vs MIN 10/1	47 @ CHI 8/18/17

## 2017 PLAYOFF NOTABLES

- Third in the playoffs in steals with 2.0 spg and fifth in rebounds with 9.6 rpg.**
  - Played a postseason high 36 minutes, shooting 7-16 from the field, 3-5 from the free throw line, tied a team high 8 rebounds, 3 assist, 1 steal, and scored 17 points against Minnesota in Game 4 of the WNBA Finals on 10/1.
  - Played 30 minutes, shooting 6-11 from the field, perfect 4-4 from the free throw line, had a team high 10 rebounds, 1 assist, 2 steals, and tied the team high scoring 16 points for her second straight double-double against Minnesota in Game 3 of the WNBA Finals on 9/29.
  - Played playoff high 35 minutes, shooting 3-13 from the field, 5-6 from the free throw line, had playoff high 13 rebounds, 2 assists, 2 steals, and scored 11 points against Minnesota in Game 2 of the WNBA Finals on 9/26.

## GAME BY GAME STATS

[illegible]

#3	CANDACE PARKER	FORWARD/CENTER	6-4	4/19/86	TENNESSEE	EXP: 9
----	----------------	----------------	-----	---------	-----------	--------

## 2017 Playoffs Averages:

G-GS	PPG	RPG	APG	SPG	BPG	MPG	FG%	3FG%	FT%
7-7	16.6	8.3	5.1	2.6	1.7	33.9	41.8	25.8	91.4

	2017 Playoff Highs	Career Highs
PTS	24 vs PHO 9/14	40, vs HOU 7/9/08
REB	13 vs PHO 9/14	20, @ SAN 6/1/13
AST	11 @ PHO 9/17	11 @ SAS 7/28/17
STL	5 vs MIN 9/29	8, vs IND 8/18/15
BLK	3, 3 Times	9, vs TUL 6/20/12
FGM	9 vs PHO 9/14	15 vs HOU 7/9/2008
3FGM	2, 2 Times	5, vs TUL 9/6/15
FTM	5, 4 Times	14 vs CHI 10/5/16
MINs	37 vs PHO 9/14	48, Twice

## 2017 PLAYOFF NOTABLES

**-Second in the league in assists with 5.1 apg, 2nd in steals with 2.6 spg, and 4th in blocks with 1.7 bpg.**

-Played 36 minutes, shooting 3-8 from the field, 5-6 from the free throw line, tied team high 8 rebounds, 1 assist, 3 steals, and scored 11 points against Minnesota in Game 4 of the WNBA Finals on 10/1.

-Tied a team high playing 35 minutes, shooting 4-13 from the field, 1-4 from 3-point range, perfect 4-4 from the free throw line, had 7 rebounds, 5 assists, **game/playoff career high 5 steals**, game high 3 blocks, and scored 13 points against Minnesota in Game 3 of the WNBA Finals on 9/29.

-Played 33 minutes, shooting 6-12 from the field, 1-3 from 3-point range, 4-5 from the free throw line, had 5 rebounds, game high 6 assists, 1 block, and scored the game high 17 points against Minnesota in Game 2 of the WNBA Finals on 9/26.

## GAME BY GAME STATS

[illegible]

#1	ODYSSEY SIMS	GUARD	5-8	7/13/92	BAYLOR	EXP: 3
----	--------------	-------	-----	---------	--------	--------

### 2017 Playoffs Averages:

G-GS	PPG	RPG	APG	SPG	BPG	MPG	FG%	3FG%	FT%
7-7	16.1	2.3	3.7	1.3	0.0	35.1	45.3	39.1	94.7

	2017 Playoff Highs	Career Highs
PTS	22 @ PHO 9/17	39 (San Antonio - 7/22/2014)
REB	5 vs PHO 9/14	7 (4 Times)
AST	5, 3 times	10, (2 times)
STL	4 vs MIN 10/1	5 (Los Angeles - 6/19/2014)
BLK	-	2 (3 Times)
FGM	9 @ PHO 9/17	15 (San Antonio - 7/22/2014)
3FGM	4 vs MIN 10/1	5 (2 Times)
FTM	4, 2 Times	15 @ NYL 8/15/2015
MINS	37 vs PHO 9/14	47 (Phoenix - 6/18/2016)

## 2017 PLAYOFF NOTABLES

-Played a game high 37 minutes, shooting 6-12 from the floor, post-season high 4-7 from 3-point range, 2-2 from the free throw line, had 3 rebounds, **playoff career/game high 4 steals**, and scored a team high 18 points against Minnesota in Game 4 of the WNBA Finals on 10/1.

Tied a team high playing 35 minutes, shooting 6-14 from the field, 1-3 from 3-point range, 3-4 from the free throw line, had 2 rebounds, 3 assists, 1 steal, and tied a game high scoring 16 points against Minnesota in Game 3 of the WNBA Finals on 9/29.

-Played 33 minutes, shooting 4-11 from the field, perfect 2-2 from the free throw line (she is a perfect 13-13 from the free throw line during the playoffs), had 5 assists, playoff high 2 steals, and scored 10 points against Minnesota in Game 2 of the WNBA Finals on 9/26.

-Played 33 minutes, shooting 7-15 from the field, 2-4 from 3-point range, had 4 rebounds, 5 assists, and scored 16 points against Minnesota in Game 1 of the WNBA Finals on 9/24.

## GAME BY GAME STATS

[illegible]



### 2017 Playoffs Averages:

G-GS	PPG	RPG	APG	SPG	BPG	MPG	FG%	3FG%	FT%
1-0	0	0	0	0	0	1.0	0	0	0

	2017 Playoff Highs	Career Highs
PTS	-	22 vs WAS 5/19/17
REB	-	3, 3 times
AST	-	2, 2 times
STL	-	1, 5 times
BLK	-	1, 3 times
FGM	-	8 vs WAS 5/19/17
3FGM	-	6 vs WAS 5/19/17
FTM	-	3 vs NYL 8/4/17
MINS	1 vs PHO 9/14	27 vs WAS 5/19/17

## 2017 PLAYOFF NOTABLES

- Did not play against Minnesota in Game 1, Game 2, Game 3, and Game 4 of the WNBA Finals due to coach's decision.
- Did not play against Phoenix in Game 3 due to Coach's Decision.
- Played 31 seconds and did not score against Phoenix in Game 2 on 9/14.
- Did not play against Phoenix in Game 1 due to Coach's Decision.

## GAME BY GAME STATS

[illegible]

#2	RIQUNA WILLIAMS	GUARD	5-7	5/28/90	MIAMI(FLA)	EXP: 4
----	-----------------	-------	-----	---------	------------	--------

### 2017 Playoffs Averages:

G-GS	PPG	RPG	APG	SPG	BPG	MPG	FG%	3FG%	FT%
6-0	1.0	0.2	0.2	0.3	0	4.2	18.2	33.3	0

	2017 Playoff Highs	Career Highs
PTS	3, 2 times	51 (San Antonio - 9/8/2013)
REB	1 vs PHO 9/14	9 (Seattle - 9/12/2013)
AST	1 vs MIN 9/29	6 (3 Times)
STL	1, 2 times	5 (3 Times)
BLK	-	2 (5 Times)
FGM	-	17 (San Antonio - 9/8/2013)
3FGM	1, 2 times	8 (San Antonio - 9/8/2013)
FTM	-	18 ( Atlanta - 7/72015)
MINs	9 vs MIN 9/29	39 (Phoenix - 8/4/2015)

## 2017 PLAYOFF NOTABLES

- Played 5 minutes, shooting 1-3 from the field, 1-1 from 3-point range, and scored 3 points against Minnesota in Game 4 of the WNBA Finals on 10/1.
- Played a playoff high 9 minutes, shooting 1-3 from the field, 1-2 from 3-point range, had 1 assist, 1 steal, and scored 3 points against Minnesota in Game 3 of the WNBA Finals.
- Played 2 minute, and did not score against Minnesota in Game 2 of the WNBA Finals on 9/26.
- Played 1 minute, and did not score against Minnesota in Game 1 of the WNBA Finals on 9/24.
- Played 4 minutes, had 1 steal, and did not score against Phoenix in Game 3 on 9/17.
- Played 5 minutes, had 1 rebound, and did not score against Phoenix in Game 2 on 9/14.
- Did not play against Phoenix in Game 1 due to Coach's Decision.

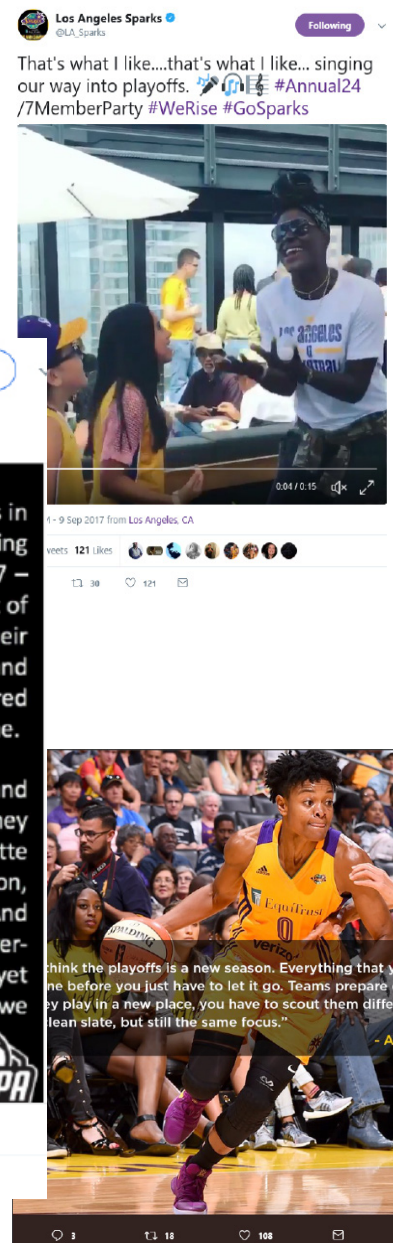
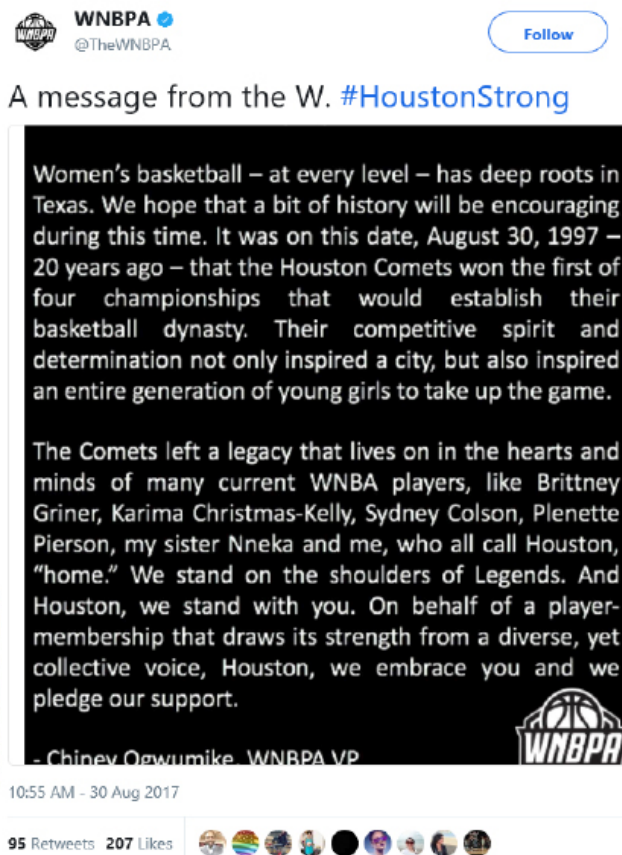
## GAME BY GAME STATS

[illegible]

## 2017 LOS ANGELES SPARKS SOCIAL MEDIA ROSTER

NO	PLAYER	TWITTER HANDLE	WEBSITE
0	Alana Beard	@Alanabeard20	
17	Essence Carson	@Pr3pe	https://soundcloud.com/PR3PE
26	Maimouna Diarra		
12	Chelsea Gray	@cgray209	
7	Sandrine Gruda	@Sandrine_Gruda	http://www.sandrinegruda.fr/news/
33	Tiffany Jackson-Jones	@tiffjack3	
42	Jantel Lavender	@jlav42	
30	Nneka Ogumike	@Nnemkadi30	https://www.instagram.com/nnemkadi/
3	Candace Parker	@Candace_Parker	http://candaceparker.com/
1	Odyssey Sims	@Lucky_Lefty0	
24	Sydney Wiese	@swiesebaby24	https://www.instagram.com/swiesebaby24/
2	Riquna Williams	@riquna_w	
	Brian Agler	@brian_agler	
	Tonya Edwards		
	Bobby Kelsey	@BobbieKelsey	
	Los Angeles Sparks Official	@LA_Sparks	http://sparks.wnba.com/

## 2017 LOS ANGELES SPARKS ON SOCIAL MEDIA



## BRIAN AGLER BIOGRAPHY

WNBA Head Coaching Record: 250-205  
Los Angeles Sparks Head Coaching Record: 66-36  
Seasons in the WNBA: 14th Season  
Seasons with the Sparks: 3rd Season

### HEAD COACH BRIAN AGLER

---

On Jan. 5, 2015, Agler became the 12th head coach in Los Angeles Sparks history, bringing with him over 30 years of head-coaching experience, including 11 in the WNBA. In his first season with LA, Agler led the Sparks to a league-best 15th postseason appearance. Just one year later he led them to a 26-8 regular season mark and the 2016 WNBA championship, the third league title in the franchise's history.

Along the way, three Sparks players earned major WNBA awards in 2016 -- Nneka Ogwumike (league MVP); Candace (Finals MVP); and Jantel Lavender (Sixth Woman of the Year). The 2016 championship, when coupled with the one captured by his Seattle Storm in 2010, made Agler the first head coach in WNBA history to guide two different franchises to a title.

The all-time winningest coach in women's professional basketball history in the U.S. with 322 regular-season victories, Agler enters the 2017 campaign with 224 wins as a WNBA head coach and 72 from his tenure in the ABL. On June 6, 2017, when the Sparks faced the Chicago Sky at the Staples Center, Head Coach Brian Agler notched his **300th regular season career win as a head coach. After the 2017 regular season, Head Coach Brian Agler was resigned to a multi-year contract extension on September 12, 2017.**

Immediately prior to joining the Sparks, Agler spent seven seasons (2008-14) at the helm of the Storm, guiding Seattle to the playoffs in each of his first six campaigns and compiling an overall regular-season record of 136-102 (.571) during his tenure there. In 2010, when Agler was recognized as the WNBA Coach of the Year, his Storm – led by league MVP Lauren Jackson and All-Star Sue Bird – captured the franchise's second WNBA title with an impressive regular 28-6 season record and a 7-0 run through the postseason.

Agler first joined the WNBA as Head Coach and GM of the expansion Minnesota Lynx from 1999-2002, where he compiled a 42-54 (.438) record. Following that, Agler was an assistant with the Phoenix Mercury in 2004 before spending 2005-07 as an assistant with the San Antonio Stars.

Agler's move to the WNBA's Lynx in 1999 followed three seasons as head coach of the ABL's Columbus Quest from 1996-1999, when his teams compiled a 72-18 regular-season record and a 10-4 mark in the postseason. Agler led the Quest to back-to-back ABL championships in 1997 and 1998 and was the ABL Coach of the Year for the 1996-97 campaign.

Agler spent 15 seasons coaching in the collegiate ranks, including 13 seasons as a head coach. He posted an impressive collegiate record of 248-135 (.648 winning percentage). From 1993-96 he served as the head women's basketball coach at Kansas State. In 1998, Agler took over as the head women's coach at the University of Missouri-Kansas City. In five seasons at UMKC, Agler was 85-54 and took the Kangaroos from a 9-16 record in 1988-89 to four straight winning seasons. Under his direction, UMKC led the NCAA in scoring defense three straight seasons (1990-93). In 1991, UMKC set an NCAA record, allowing just 51.8 points per game.

As the head women's basketball coach at Northeast Oklahoma A&M Junior College from 1984-88, Agler compiled a 124-42 record. In 1985-86, NEO A&M ranked second nationally at 30-2.

Agler attended Wittenberg University (Springfield, Oh.), where he starred on the basketball team, leading the Tigers to their only NCAA Division III basketball championship in basketball as a freshman. He started all 112 games during his career, leaving the school as the all-time assist leader (481). Agler was the MVP of the Ohio Athletic Conference and first-team All-America as a senior. In 1995, he was inducted into the Wittenberg Hall of Honor.

## BRIAN AGLER BIOGRAPHY

### BRIAN AGLER BY THE NUMBERS

#### WNBA CAREER HEAD COACHING STATS

Season	Team	Record	Pct.	Playoffs.
2017	Los Angeles Sparks	26-8	.765	5-2
2016	Los Angeles Sparks	26-8	.765	6-3
2015	Los Angeles Sparks	14-20	.412	1-2
2014	Seattle Storm	12-22	.353	
2013	Seattle Storm	17-17	.500	0-2
2012	Seattle Storm	16-18	.471	1-2
2011	Seattle Storm	21-13	.618	1-2
2010	Seattle Storm	28-6	.824	7-0
2009	Seattle Storm	20-14	.588	1-2
2008	Seattle Storm	22-12	.647	1-2
2002	Minnesota Lynx	6-13	.316	
2001	Minnesota Lynx	12-20	.375	
2000	Minnesota Lynx	15-17	.469	
1999	Minnesota Lynx	15-17	.469	
<b>WNBA TOTALS</b>		<b>250-205</b>	<b>.549</b>	<b>23-17 .575</b>

#### ABL CAREER HEAD COACHING STATS

Season	Team	Record	Pct.	Playoffs.	Pct.
1998-99	Columbus Quest	5-1	.833		
1997-98	Columbus Quest	36-8	.818	5-2	
1996-97	Columbus Quest	31-9	.775	5-2	
<b>ABL TOTALS</b>		<b>72-18</b>	<b>.800</b>	<b>10-4</b>	<b>.714</b>

#### CAREER HEAD COACHING STATS

League	Record	Pct.	Playoffs.	Pct.
WNBA	250-205	.549	23-17	.575
ABL	72-18	.800	10-4	.714
<b>CAREER TOTALS</b>	<b>322-223</b>	<b>.591</b>	<b>33-21</b>	<b>.647</b>

## 2017 REGULAR SEASON RECORD WHEN...

QUICK OVERVIEW	RECORD
Overall	26-8
Home	16-1
Road	10-7
vs. Western Conference	12-4
vs. Eastern Conference	14-4

BREAKDOWN	RECORD
vs. teams .500+ (day of game)	12-2
vs. teams sub .500 (day of game)	14-6
Games 1-10	7-3
Games 11-20	7-3
Games 21-34	12-2
Pre All-Star Break	14-6
Post All-Star Break	12-2

DAYS OF REST	
Back-to-back games	1-0
1 day between games	6-3
2 days between games	6-1
3 days between games	5-3
4+ days between games	8-1

BY DAY	RECORD	HOME	ROAD
Monday	1-0	1-0	
Tuesday	6-0	4-0	2-0
Wednesday	1-1		1-1
Thursday	3-2	2-1	1-1
Friday	7-1	3-0	4-1
Saturday	3-2	1-0	2-2
Sunday	5-2	5-0	0-2

BY MONTH	RECORD	HOME	ROAD
May	3-2	2-0	1-2
June	8-1	4-0	4-1
July	6-3	5-1	1-2
August	7-2	3-0	4-2
September	2-0	2-0	

SPARKS RECORD WHEN	RECORD
Shooting 45%+	21-4
Shooting sub 45%	5-4
Opponents shooting 45%+	8-5
Opponents shooting sub 45%	18-3
Bench outscores opponent bench	12-2
Bench outscored by opponent bench	12-6
Bench scoring is tied	2-0
Tied or more points in the paint	21-4
Fewer points in the paint	5-4
Score 70 + points	25-6
Score sub 70 points	1-2
Score 75+ points	24-5
Score sub 75 points	1-3
Opponent scores 75+ points	9-8
Opponent sub 75 points	17-0
More/tied rebounds than opponent	14-1
Fewer rebounds than opponent	12-7

STARTING LINEUPS	RECORD
Alana Beard, Nneka Ogumike, Tiffany Jackson-Jones, Riquna Williams, and Chelsea Gray	1-0
Essence Carson, Nneka Ogumike, Candace Parker, Alana Beard, and Chelsea Gray	9-5
Alana Beard, Nneka Ogumike, Candace Parker, Riquna Williams, and Chelsea Gray	4-1
Alana Beard, Nneka Ogumike, Candace Parker, Odyssey Sims, and Chelsea Gray	12-2



## 2017 REGULAR SEASON SUPERLATIVES

### LOS ANGELES SPARKS HIGHS

Points, Game.....	115 @ Chicago 8/18 (2OT)
Points, First Half.....	59 vs Washington 5/19
Points, Second Half.....	54 @ New York 5/30
Points, 1Q.....	38 vs Phoenix 6/18
Points, 2Q.....	29 @ Washington 8/16
Points, 3Q.....	30, 2 times
Points, 4Q.....	29 @ Atlanta 5/27
Points, 1OT.....	11 @ Chicago 8/18
Points, 2OT.....	16 @ Chicago 8/18

Field Goals Made, 1H.....	22, 2 times
Field Goals Att, 1H.....	41, 2 times
Field Goal %, 1H.....	67.7%, 2 times
Field Goals Made, 2H.....	21 @ New York 5/30
Field Goals Att, 2H.....	44 @ Chicago 8/18
Field Goal %, 2H.....	65.6% @ New York 5/30
Field Goals Made,Game.	45 @ Chicago 8/18
Field Goals Att,Game.....	99 @ Chicago 8/18
Field Goal %,Game.....	61.5% @ Washington 8/16

3FG Made, Game.....	12 @ Chicago 8/18
3FG Att, Game .....	23, 3 times
3FG Percentage, Game....	60.0% @ Washington 8/16

Free Throws Made.....	31 vs Chicago 6/6
Free Throws Att.....	40 vs Chicago 6/6
FT Percentage.....	100%, 3 times

Offensive Rebounds....	14 @ Chicago 8/18
Defensive Rebounds...	33 vs Dallas 7/30
Total Rebounds.....	42 @ Chicago 8/18
Assists.....	34 @ Chicago 8/18
Steals.....	14 vs Seattle 5/13
Turnovers.....	21 @ Atlanta 5/27
Blocked Shots.....	7, 3 times
Personal Fouls.....	21, 2 times

### OPPONENT HIGHS

Points, Game.....	106 @ Chicago 8/18 (2OT)
Points, First Half.....	48 vs Washington 5/19
Points, Second Half.....	55 @ Dallas 6/9
Points, 1Q.....	32 vs Connecticut 7/13
Points, 2Q.....	28 @ New York 8/13
Points, 3Q.....	27 @ Indiana 5/24
Points, 4Q.....	35 vs Dallas 6/13
Points, 1OT.....	11 @ Chicago 8/18
Points, 2OT.....	7 @ Chicago 8/18

Field Goals Made, 1H.....	18 @ Chicago 8/18
Field Goals Att, 1H.....	39, 2 times
Field Goal %, 1H.....	59.3% vs Seattle 5/13
Field Goals Made, 2H.....	20 @ Indiana 5/24
Field Goals Att, 2H.....	40 @ Dallas 8/6
Field Goal %, 2H.....	58.8% @ Indiana 5/24
Field Goals Made,Game	41 @ Chicago 8/18
Field Goals Att,Game	82 @ Chicago 8/18
Field Goal %, Game	53.7% @ Indiana 5/24

3FG Made.....	14 @ Chicago 8/18
3FG Att.....	28 vs Dallas 7/30
3FG Percentage.....	68.8% @ Indiana 5/24

Free Throws Made.....	30 vs Dallas 7/30
Free Throws Att.....	33 vs Dallas 7/30
FT Percentage.....	94.7% vs Washington 5/19

Offensive Rebounds....	16, 2 times
Defensive Rebounds...	32 @ Chicago 8/18
Total Rebounds.....	47 @ Dallas 8/6
Assists.....	31 @ Chicago 8/18
Steals.....	12 vs Connecticut 7/13
Turnovers.....	24 vs Seattle 5/13
Blocked Shots.....	8 @ Chicago 8/18
Personal Fouls.....	28 vs Chicago 6/6

**Largest lead at any time....** 33, 2 times  
**Largest deficit at any time...** 19 at Minnesota 7/6

### LOS ANGELES SPARKS LOWS

-Points, Game.....	69 vs Seattle 7/25
-Points, First Half.....	30 vs Washington 7/2
-Points, Second Half.....	26 vs San Antonio 8/22
-Points, 1Q.....	14 @ Minnesota 7/6
-Points, 2Q.....	8 @ New York 8/13
-Points, 3Q.....	10, 2 times
-Points, 4Q.....	9 vs Minnesota 8/27
-Points, 1OT.....	-
-Points, 2OT.....	-

-Field Goals Made, 1H...	10 @ New York 5/30
-Field Goals Att, 1H.....	27 vs San Antonio 6/15
-Field Goal %, 1H.....	33.3% @ New York 5/30
-Field Goals Made, 2H...	9 vs Chicago 6/6
-Field Goals Att, 2H.....	26, 2 times
-Field Goal %, 2H.....	28.1% vs Chicago 6/6
-Field Goals Made,Game.	22 vs Chicago 6/6
-Field Goals Att,Game.....	56 vs San Antonio 6/15
-Field Goal %,Game.....	34.4% vs Chicago 6/6

-3FG Made, Game.....	1, vs Connecticut 9/3
-3FG Att, Game.....	6, vs Connecticut 9/3
-3FG Percentage, Game..	13.3% @ Dallas 8/6

-Free Throws Made.....	4 vs Seattle 5/13
-Free Throws Att.....	6, vs Connecticut 9/3
-FT Percentage.....	50.0% vs Seattle 5/13

-Offensive Rebounds....	3, 3 times
-Defensive Rebounds...	17 vs Seattle 5/13
-Total Rebounds.....	22, 2 times
-Assists.....	10 @ Seattle 7/8
-Steals.....	3 @ Atlanta 5/27
-Turnovers.....	6, 2 times
-Blocked Shots.....	0, 2 times
-Personal Fouls.....	10 vs Chicago 7/20

### OPPONENT LOWS

-Points, Game.....	55 vs San Antonio 8/22
-Points, First Half.....	26 vs San Antonio 6/15
-Points, Second Half.....	22 vs Washington 7/2
-Points, 1Q.....	8 vs Dallas 6/13
-Points, 2Q.....	9 @ Atlanta 5/27
-Points, 3Q.....	8 @ Minnesota 8/11
-Points, 4Q.....	7 vs San Antonio 8/22
-Points, 1OT.....	-
-Points, 2OT.....	-

-Field Goals Made, 1H...	10, 2 times
-Field Goals Att, 1H.....	27, 4 times
-Field Goal %, 1H.....	29.4% vs Dallas 7/30
-Field Goals Made, 2H...	6 vs Atlanta 9/1
-Field Goals Att, 2H.....	23 vs SEA 5/13, @ SEA 7/8
-Field Goal %, 2H.....	22.2% vs Atlanta 9/1
-Field Goals Made,Game	17 vs Atlanta 9/1
-Field Goals Att,Game	53 vs Seattle 7/25
-Field Goal %, Game.....	28.8%, 2 times

-3FG Made.....	2 @ Atlanta 5/27
-3FG Att.....	8 @ Phoenix 8/24
-3FG Percentage.....	16.7% @ Atlanta 5/27

-Free Throws Made.....	3 vs Minnesota 8/27
-Free Throws Att.....	6 vs Minnesota 8/27
-FT Percentage.....	50.0%, 3 times

-Offensive Rebounds....	3, 2 times
-Defensive Rebounds...	13 @ Washington 8/16
-Total Rebounds.....	21 vs Dallas 7/30
-Assists.....	6 vs Atlanta 9/1
-Steals.....	3, 2 times
-Turnovers.....	8 @ Indiana 5/24
-Blocked Shots.....	0, 3 times
-Personal Fouls.....	11 @ Minnesota 7/6

## 2017 INDIVIDUAL HIGH PERFORMANCES

### Sparks Individual Highs:

Points.....	32 Nneka Ogumike at Chicago 8/18
Field Goals Made...	13 Nneka Ogumike at Chicago 8/18
Field Goals Att.....	24 Nneka Ogumike at Chicago 8/18
FG% (Min. 8 FGM).....	88.9% (8-9) Nneka Ogumike vs Phoenix 6/18
3FG Made.....	6 Sydney Wiese vs Washington 5/19
3FG Att.....	10 Sydney Wiese vs Washington 5/19
Free Throws Made.....	10 Nneka Ogumike at Indiana 5/24
Free Throws Att.....	11 Nneka Ogumike at Indiana 5/24 Nneka Ogumike vs Chicago 6/6
FT%(Min. 8 FTM).....	100% (9-9) Nneka Ogumike vs Washington 5/19
Offensive Rebounds	7 Candace Parker vs Washington 7/2
Defensive Rebounds	17 Candace Parker at San Antonio 7/28
Total Rebounds.....	17 Candace Parker at San Antonio 7/28
Assists.....	11 Candace Parker at San Antonio 7/28
Steals.....	5 Alana Beard vs Seattle 5/13 Alana Beard at Chicago 8/18
Turnovers.....	7 Candace Parker vs Connecticut 7/13
Blocked Shots.....	5 Candace Parker at Connecticut 6/27
Personal Fouls.....	6 Essence Carson at Phoenix 6/10
Minutes Played.....	47:51 Chelsea Gray at Chicago 8/18

### Opponent Individual Highs:

Points.....	28 Diggins-Smith vs Dallas 6/13
Field Goals Made...	11 Tina Charles at New York 5/30 Glory Johnson at Dallas 6/9
Field Goals Att.....	21 Tina Charles at New York 8/13
FG% (Min. 8 FGM)...	69.2% (9-13) Courtney Vandersloot at Chicago 8/18
3FG Made.....	6 Diana Taurasi at Phoenix 6/10
3FG Att.....	10 Diana Taurasi at Phoenix 6/10 Diana Taurasi vs Phoenix 6/18
Free Throws Made...	12 Skylar Diggins-Smith vs Dallas 6/13
Free Throws Att.....	13 Skylar Diggins-Smith vs Dallas 6/13
FT%(Min. 8 FTM).....	100% (10-10) Elena Delle Donne vs Washington 5/19 (8-8) Breanna Stewart at Seattle 7/8 (8-8) Kayla McBride at San Antonio 7/28
Offensive Rebounds	10 Jonquel Jones at Connecticut 6/27
Defensive Rebounds	11 Glory Johnson at Dallas 8/6
Total Rebounds.....	17 Jonquel Jones at Connecticut 6/27
Assists.....	14 Courtney Vandersloot vs Chicago 7/20
Steals.....	5 Jasmine Thomas vs Connecticut 7/13
Turnovers.....	9 Jewell Loyd vs Seattle 5/13
Blocked Shots.....	6 Breanna Stewart vs Seattle 7/25
Personal Fouls.....	6 Tiffany Hayes at Atlanta 6/30
Minutes Played .....	45:13 Allie Quigley at Chicago 8/18

## 2017 TOP INDIVIDUAL PERFORMANCES

### POINTS

32	Nneka Ogumike at Chicago 8/18
29	Nneka Ogumike vs Connecticut 7/13
29	Candace Parker at Chicago 8/18
28	Nneka Ogumike at Dallas 6/9
28	Odyssey Sims at Phoenix 8/24
27	Nneka Ogumike at Minnesota 7/6
25	Chelsea Gray at Atlanta 5/27
25	Candace Parker at Dallas 6/9
24	Nneka Ogumike at Indiana 5/24
24	Chelsea Gray at Phoenix 6/10
24	Chelsea Gray vs Dallas 6/13
24	Nneka Ogumike vs Chicago 7/20
24	Candace Parker vs New York 8/4
24	Candace Parker vs Minnesota 8/27

### FIELD GOALS

13	Nneka Ogumike at Chicago 8/18
12	Odyssey Sims at Phoenix 8/24
11	Candace Parker at Dallas 6/9
11	Nneka Ogumike at Dallas 6/9
11	Candace Parker at Chicago 8/18
10	Nneka Ogumike vs Seattle 5/13
10	Nneka Ogumike at Minnesota 7/6
10	Nneka Ogumike vs Connecticut 7/13
10	Candace Parker vs Dallas 7/30
10	Nneka Ogumike vs Dallas 7/30
10	Nneka Ogumike vs Connecticut 9/3

### 3-PT. FIELD GOALS

6	Sydney Wiese vs Washington 5/19
5	Chelsea Gray vs San Antonio 8/22
4	Chelsea Gray vs Connecticut 7/13
4	Chelsea Gray at Chicago 8/18

### FREE THROWS

10	Nneka Ogumike at Indiana 5/24
9	Nneka Ogumike vs Washington 5/19
9	Nneka Ogumike vs Chicago 6/6
8	Chelsea Gray vs San Antonio 6/15

### TOTAL REBOUNDS

17	Candace Parker at San Antonio 7/28
14	Nneka Ogumike at Minnesota 7/6
14	Nneka Ogumike vs San Antonio 8/22
14	Candace Parker vs Connecticut 9/3
13	Nneka Ogumike at Dallas 6/9
13	Candace Parker at Indiana 6/24
13	Candace Parker at Atlanta 6/30
12	Candace Parker at Indiana 5/24
12	Nneka Ogumike vs Indiana 7/17
12	Candace Parker at Chicago 8/18
11	Candace Parker at New York 5/30
11	Nneka Ogumike vs Chicago 6/6

### OFFENSIVE REBOUNDS

7	Candace Parker vs Washington 7/2
6	Nneka Ogumike at Minnesota 7/6
5	Nneka Ogumike at Dallas 6/9
5	Nneka Ogumike at Chicago 8/18
4	Nneka Ogumike at Atlanta 5/27
4	Nneka Ogumike at New York 5/30

### DEFENSIVE REBOUNDS

17	Candace Parker at San Antonio 7/28
14	Candace Parker vs Connecticut 9/3
13	Candace Parker at Indiana 6/24
11	Candace Parker at Indiana 5/24
11	Candace Parker at Chicago 8/18
10	Nneka Ogumike vs Chicago 6/6
10	Candace Parker at Atlanta 6/30
10	Nneka Ogumike vs Connecticut 7/13

### BLOCKED SHOTS

5	Candace Parker at Connecticut 6/27
4	Candace Parker vs Indiana 7/17
4	Candace Parker at San Antonio 7/28
3	Candace Parker at Atlanta 5/27
3	Candace Parker vs Phoenix 6/18

### ASSISTS

11	Candace Parker at San Antonio 7/28
10	Chelsea Gray at Chicago 8/18
10	Odyssey Sims at Chicago 8/18
8	Chelsea Gray vs Seattle 5/13
8	Chelsea Gray at Phoenix 6/10
8	Chelsea Gray vs Dallas 7/30
8	Odyssey Sims vs Dallas 7/30
8	Odyssey Sims at Phoenix 8/22
7	Candace Parker at Indiana 6/24
7	Odyssey Sims at Washington 8/16
7	Chelsea Gray vs Connecticut 9/3

### STEALS

5	Alana Beard vs Seattle 5/13
5	Alana Beard at Chicago 8/18
5	Nneka Ogumike vs Connecticut 9/3
4	Alana Beard vs Chicago 6/6
4	Nneka Ogumike at New York 5/30
4	Nneka Ogumike vs Chicago 6/6
4	Nneka Ogumike at Phoenix 6/10
4	Candace Parker vs Chicago 7/20
4	Candace Parker at Dallas 8/6
4	Odyssey Sim at Washington 8/16

### TURNOVERS

7	Candace Parker vs Connecticut 7/13
6	Chelsea Gray at Atlanta 5/27
6	Nneka Ogumike at Atlanta 6/30
5	Candace Parker at Atlanta 5/27
5	Candace Parker at Indiana 6/24
5	Candace Parker at Atlanta 6/30
5	Candace Parker at Dallas 8/6
5	Odyssey Sims at Dallas 8/6

### MINUTES PLAYED

47:51	Chelsea Gray at Chicago 8/18
46:59	Nneka Ogumike at Chicago 8/18
41:12	Alana Beard at Chicago 8/18
40:07	Candace Parker at Chicago 8/18
40:05	Odyssey Sims at Chicago 8/18
38:49	Chelsea Gray vs Minnesota 8/27
37:56	Candace Parker at Dallas 6/9

#0	ALANA BEARD	GUARD/FORWARD	5-11	5/14/84	DUKE	EXP: 11
----	-------------	---------------	------	---------	------	---------

2017 Regular Season Averages:

G-GS	PPG	RPG	APG	SPG	BPG	MPG	FG%	3FG%	FT%
34-34	6.9	3.3	2.2	2.1	0.5	30.8	49.7	31.6	80.4

	2017 Season Highs	Career Highs
PTS	18 vs CHI 6/6	33, @ PHO 6/4/08
REB	10 @ CHI 8/18	10, 3 Times
AST	5, 3 times	10, @ SAN 6/28/12
STL	5, 2 times	7, 3 Times
BLK	2, 4 times	4, 2 Times
FGM	7 vs CHI 6/6	13, vs SEA 7/23/06
3FGM	1, 5 times	6, @ ATL 6/3/08
FTM	7 vs NYL 5/30	11 (2 times)
MINs	41 @ CHI 8/18	48, vs IND 6/18/05

## 2017 NOTABLES

- League leader in steals, averaging 2.1 spg and has at least one steal in 32 of 34 games this season.
- Beard is 4 steals away from passing Sheryl Swoopes for 3rd all-time and passed Angel McCoughtry for sole possession of 21st all-time.
- Named AP's Defensive Player of the Year.
- Named WNBA Defensive Player of the Year and WNBA All-Defensive First Team.
- Played 25 minutes, shooting 3-5 from the field, 1-1 from 3-point range, 2-2 from the free throw line, had 5 rebounds, 2 assists, 1 steal, 2 blocks, and scored 9 points against Connecticut on 9/3.
- Played 20 minutes, shot 1-5 from the field, had 2 rebounds, 1 steal, and scored 2 points against Atlanta on 9/1.
- Played 28 minutes, shot 1-4 from the field, perfect 2-2 from the free throw line, had 2 rebounds, tied the game high 3 steals with teammate Gray, 2 blocks, and scored 4 points against Minnesota on 8/27.
- Played 28 minutes, shot 1-2 from the field, 1-1 from the free throw line, had 3 rebounds, 2 assists, tied game high 3 steals with teammates Sims, Ogwumike, and Carson, and scored 3 points against Phoenix on 8/24.

## GAME BY GAME STATS

Date	Opponent	MIN	FG-A	PCI	3PM-A	PCI	FTM-A	PCI	OFF	DEF	TOI	ASI	STL	BLK	TO	PF	PTS
5/13	SEA	35	2-6	33.3	0-0	0.00	2-4	50.0	0	4	4	1	5	0	1	3	6
5/19	WAS	34	5-11	45.5	0-1	0.00	2-2	100	1	2	3	2	3	0	1	3	12
5/24	@IND	33	6-8	75.0	0-0	0.00	0-1	0.0	0	2	2	4	0	0	1	5	12
5/27	@ATL	33	1-2	50.0	0-0	0.00	2-2	100	2	3	5	3	0	0	1	4	4
5/30	@NYL	30	3-3	100	0-0	0.00	7-7	100	0	0	0	1	4	0	1	2	13
6/6	CHI	32	7-10	70.0	0-1	0.00	4-4	100	0	3	3	2	3	1	1	4	18
6/9	@DAL	27	2-6	33.3	0-0	0.00	1-1	100	1	2	3	1	1	0	4	5	5
6/10	@PHO	35	4-6	66.7	1-1	100	3-4	75.0	1	1	2	3	2	1	1	3	12
6/13	DAL	33	4-6	66.7	1-1	100	1-2	50.0	1	4	5	4	1	0	3	4	10
6/15	SAS	37	3-4	75.0	0-1	0.00	0-0	0.0	0	5	5	3	1	0	2	2	6
6/18	PHO	26	4-6	66.7	0-0	0.00	1-1	100	0	2	2	5	3	0	0	2	9
6/24	@IND	34	4-6	66.7	1-1	100	0-0	0.0	1	2	3	1	2	0	0	3	9
6/27	@CON	33	5-10	50.0	0-1	0.00	0-0	0.0	0	6	6	4	1	0	2	4	10
6/30	@ATL	35	3-6	50.0	0-0	0.00	1-1	100	2	2	4	3	2	2	2	3	7
7/2	WAS	35	6-7	85.7	1-1	100	0-0	0.0	0	5	5	3	2	1	3	3	13
7/6	@MIN	37	4-11	36.4	0-1	0.0	0-0	0.0	1	4	5	5	3	1	1	2	8
7/8	@SEA	30	2-5	40.0	0-2	0.0	0-0	0.0	0	0	0	2	2	0	1	3	4
7/13	CON	34	1-7	14.3	0-2	0.0	3-4	75.0	1	3	4	5	2	0	4	4	5
7/17	IND	28	2-7	28.6	1-2	50.0	0-0	0.0	1	1	2	0	1	1	0	1	5
7/20	CHI	33	1-3	33.3	0-0	0.0	0-0	0.0	0	1	1	3	3	0	0	2	2
7/25	SEA	28	2-6	33.3	0-2	0.0	0-0	0.0	0	4	4	2	3	2	0	3	4
7/28	@SAS	32	5-6	83.3	0-0	0.0	0-0	0.0	0	1	1	1	1	1	1	3	10
7/30	DAL	24	5-8	62.5	0-1	0.0	3-3	100	1	2	3	1	1	0	0	3	13
8/4	NYL	27	1-1	100	0-0	0.0	0-0	0.0	0	4	4	2	3	0	0	0	2
8/6	@DAL	28	2-3	66.7	0-0	0.0	1-3	33.3	0	0	0	2	2	0	3	1	5
8/11	@MIN	34	1-3	33.3	0-0	0.0	0-0	0.0	2	3	5	0	3	0	4	4	2
8/13	@NYL	31	0-4	0.0	0-0	0.0	0-0	0.0	0	3	3	2	1	2	1	3	0
8/16	@WAS	23	4-7	57.1	0-0	0.0	0-0	0.0	0	3	3	4	2	1	0	0	8
8/18	@CHI	41	1-7	14.3	0-0	0.0	1-2	50.0	3	7	10	2	5	0	1	4	3
8/22	SAS	24	0-2	0.0	0-0	0.0	0-0	0.0	1	2	3	1	1	0	1	2	0
8/24	@PHO	28	1-2	50.0	0-0	0.0	1-1	100	1	2	3	2	3	0	0	4	3
8/27	MIN	28	1-4	25.0	0-0	0.0	2-2	100	0	2	2	0	3	2	0	1	4
9/1	ATL	20	1-5	20.0	0-0	0.0	0-0	0.0	1	1	2	0	1	0	3	2	2
9/3	CON	25	3-5	60.0	1-1	100	2-2	100	0	5	5	2	1	2	2	1	9

2017 Regular Season Averages:

G-GS	PPG	RPG	APG	SPG	BPG	MPG	FG%	3FG%	FT%
24-14	4.8	1.7	1.2	0.6	0.3	19.3	40.4	25.0	87.5

	2017 Season Highs	Career Highs
PTS	15 @ IND 5/24	28 VS. DET 9/10/09
REB	5 @ IND 5/24	11, vs. CHI 7/6/12
AST	4 @ WAS 8/16	7, @ CHI 6/30/15
STL	3 @ PHO 8/24	5, vs. CON 8/18/11
BLK	2, 2 times	3, 3 Times
FGM	5 @ IND 5/24	11, 2 Times
3FGM	3 @ IND 5/24	4, vs. SAC 7/23/09
FTM	3 @ DAL 6/9, @ ATL 6/30	6, 2 Times
MINs	33 @ IND 5/24	46 (Indiana - 6/26/2008)

2017 NOTABLES

-Played 15 minutes, shooting 1-3 from the field, had 1 assist, and scored 2 points against Connecticut on 9/3.  
-Played 25 minutes, shooting 1-2 from the field, had 4 rebounds, 2 assists, and scored 2 points against Atlanta on 9/1.  
-Played 21 minutes, shot 3-4 from the field, had 1 assist, 1 steal, and scored 6 points against Minnesota on 8/27.  
-Played 16 minutes, shot 1-3 from the field, had 1 rebound, 1 assist, tied game high 3 steals with teammates Beard, Ogwumike, and Sims, and scored 2 points against Phoenix on 8/22.  
-Played 19 minutes, shooting 1-1 from the field, had 1 rebound, 2 assists, and scored 2 points against San Antonio on 8/22.  
-Played 21 minutes, shooting 2-6 from the field, 2-2 from the free throw line, had 4 rebounds, 1 assist, a season high 2 blocks, and scored 6 points at Chicago on 8/18.  
-Returned from her elbow strain injury and played 22 minutes, shooting 2-7 from the field, 2-2 from the free throw line, had 2 rebounds, set a season high 4 assists, 1 steal, and scored 6 points at Washington on 8/16.

GAME BY GAME STATS

Date	Opponent	MIN	FG-A	PTC	3PM-A	PCT	FTM-A	PCT	OFF	DEF	TOT	AST	STL	BLK	TO	PF	PTS
5/13	SEA	DNP															
5/19	WAS	7	1-4	25.0	0-1	0.0	1-1	100	0	0	0	0	0	0	0	0	3
5/24	@IND	33	5-7	71.4	3-3	100	2-2	100	1	4	5	2	0	0	3	0	15
5/27	@ATL	27	3-8	37.5	1-3	33.3	1-2	50.0	0	2	2	3	1	1	1	2	8
5/30	@NYL	29	1-4	25.0	1-2	50.0	1-2	50.0	0	3	3	1	0	0	1	0	4
6/6	CHI	20	1-3	33.3	1-1	100	2-2	100	1	1	2	2	1	1	0	2	5
6/9	@ DAL	21	1-4	25.0	0-1	0.0	3-3	100	0	0	0	1	0	0	0	1	5
6/10	@ PHO	30	4-6	66.7	2-3	66.7	2-2	100	0	0	0	0	1	0	1	6	12
6/13	DAL	23	2-8	25.0	0-5	0.0	1-1	100	0	2	2	1	2	0	1	1	5
6/15	SAS	17	1-3	33.3	0-1	0.0	0-0	0.0	0	2	2	1	2	0	1	1	2
6/18	PHO	9	0-2	0.00	0-2	0.0	1-1	100	1	2	3	0	0	0	0	0	1
6/24	@IND	NWT	Groin	Pull													
6/27	@ CON	NWT	Groin	Pull													
6/30	@ATL	21	4-5	80.0	1-2	50.0	3-4	75.0	1	2	3	0	1	1	1	4	12
7/2	WAS	9	0-4	0.0	0-3	0.0	0-0	0.0	0	1	1	0	0	0	0	1	0
7/6	@MIN	23	3-6	50.0	0-1	0.0	0-0	0.0	2	0	2	2	0	0	2	2	6
7/8	@SEA	21	2-7	28.6	0-3	0.0	0-0	0.0	0	2	2	1	1	0	1	3	4
7/13	CON	13	1-5	20.0	0-2	0.0	0-0	0.0	0	1	1	2	1	2	0	0	2
7/17	IND	14	2-2	100	0-0	0.0	0-0	0.0	0	0	0	1	0	0	0	0	4
7/20	CHI	8	0-0	0.0	0-0	0.0	0-0	0.0	0	0	0	0	0	1	0	0	0
7/25	SEA	DNP	Elbow	Strain													
7/28	@SAS	NWT	Elbow	Strain													
7/30	DAL	DNP	Elbow	Strain													
8/4	NYL	DNP	Elbow	Strain													
8/6	@DAL	DNP	Elbow	Strain													
8/11	@MIN	NWT	Elbow	Strain													
8/13	@NYL	NWT	Elbow	Strain													
8/16	@WAS	22	2-7	28.6	0-1	0.0	2-2	100	0	2	2	4	1	0	0	0	6
8/18	@CHI	21	2-6	33.3	0-1	0.0	2-2	100	3	1	4	1	0	2	0	1	6
8/22	SAS	19	1-1	100	0-0	0.0	0-0	0.0	0	1	1	2	0	0	2	1	2
8/24	@PHO	16	1-3	33.3	0-0	0.0	0-0	0.0	1	0	1	1	3	0	1	1	2
8/27	MIN	21	3-4	75.0	0-0	0.0	0-0	0.0	0	0	0	1	1	0	1	0	6
9/1	ATL	25	1-2	50.0	0-1	0.0	0-0	0.0	1	3	4	2	0	0	2	2	2
9/3	CON	15	1-3	33.3	0-0	0.0	0-0	0.0	0	0	0	1	0	0	1	1	2

2017 Regular Season Averages:

	2017 Season Highs	Career Highs
PTS	2 vs PHO 6/18	2 vs PHO 6/18/17
REB	4 vs ATL 9/1	4 vs ATL 9/1/17
AST	1 @ WAS 8/16	1 @ WAS 8/16/17
STL	1, 2 Times	1, 2 Times
BLK	-	-
FGM	1 vs PHO 6/18	1 vs PHO 6/18/17
3FGM	-	-
FTM	1 vs DAL 7/30	1 vs DAL 7/30
MINs	6 vs PHO 6/18	6 vs PHO 6/18

- Did not play against Connecticut on 9/3 due to coach's decision.
- Played 5 minutes, collected a career/season high 4 rebounds, had 1 steal, and did not score against Atlanta on 9/1.
- Did not play against Phoenix on 8/24 and against Minnesota on 8/27 due to coach's decision.
- Played 1 minute and did not score against San Antonio on 8/22.
- Did not play at Chicago on 8/18 due to coach's decision.
- Played 1 minute, had 1 rebound, her first career assists, and did not score at Washington on 8/16.
- Did not play at Dallas on 8/6, at Minnesota on 8/11, and at New York on 8/13 due to coach's decision.
- Played 2 minutes and did not score against New York on 8/4.
- Played 3 minutes, made her first career free-throw shooting 1-2 from the line, had 2 rebounds, her first career steal, and scored 1 point against Dallas on 7/30
- Did not play versus Chicago on 7/20, Seattle on 7/25, and at San Antonio on 7/28 due to coach's decision.

[illegible]



#12	CHELSEA GRAY	GUARD	5-11	10/8/92	DUKE	EXP: 2
-----	--------------	-------	------	---------	------	--------

2017 Regular Season Averages:

G-GS	PPG	RPG	APG	SPG	BPG	MPG	FG%	3FG%	FT%
34-34	14.8	3.3	4.4	1.1	0.2	33.1	50.7	48.2	82.7

	2017 Season Highs	Career Highs
PTS	25, @ ATL 5/27	25, vs ATL 5/27/17
REB	8 @ DAL 8/6	9, @ CHI 8/30/15
AST	10 @ CHI 8/18	10 @ CHI 8/18/17
STL	4 @ CHI 8/18	4 @ CHI 8/18/17
BLK	1, 8 times	2, @ SAN 9/4/15
FGM	9 @ ATL 5/27	9 vs ATL 5/27/17
3FGM	5 vs SAS 8/22	5 vs SAS 8/22/17
FTM	8 vs SAS 6/15	8 vs SAS 6/15/17
MINS	48 @ CHI 8/18	48 @ CHI 8/18/17

## 2017 NOTABLES

-Has scored in double figures in 28 of 34 games this season.  
 -League leader in three-point %, 48.2% third in the league averaging 33.1 minutes, and name 2017 All-Star Reserve.  
 -Played game high 33 minutes, shooting 5-9 from the field, had 3 rebounds, game high 7 assists, 1 steal, and scored 10 points against Connecticut on 9/3  
 -Played 22 minutes, shooting 3-5 from the field, 2-3 from 3-point range, had 4 rebounds, 4 assist, 2 steals, and scored 8 points against Atlanta on 9/1.  
 -Played 39 minutes, shooting 6-12 from the field, 1-4 from 3-point range, 3-4 from the free throw line, had 6 rebounds, team high 5 assists, tied game high 3 steals with teammate Beard, and scored 16 points against Minnesota 8/27.  
 -Played 34 minutes, shooting 5-11 from the field, 2-3 from 3-point range, had 1 rebound, 3 assists, 1 steal, 1 block, and scored 12 points against Phoenix on 8/24.

## GAME BY GAME STATS

Date	Opponent	MIN	FG-A	PCI	3PM-A	PCI	FTM-A	PCI	OFF	DEF	TOI	AST	STL	BLK	TO	PF	PTS
5/13	SEA	28	6-13	46.2	2-3	66.7	0-0	0.0	1	1	2	8	2	0	1	4	14
5/19	WAS	31	6-12	50.0	0-1	0.00	4-4	100	2	1	3	4	1	0	2	4	16
5/24	@IND	32	6-11	54.6	3-4	75.0	1-1	100	0	2	2	2	1	0	3	1	16
5/27	@ATL	31	9-14	64.3	3-5	60.0	4-5	80.0	0	2	2	1	1	0	6	3	25
5/30	@NYL	34	3-7	42.9	0-1	0.00	2-2	100	1	2	3	6	1	1	2	3	8
6/6	CHI	31	2-10	20.0	0-3	0.00	1-3	33.3	0	4	4	5	0	1	0	1	5
6/9	@DAL	34	3-5	60.0	1-2	50.0	4-4	100	0	5	5	3	0	0	2	3	11
6/10	@PHO	36	8-13	61.5	1-4	25.0	7-10	70.0	0	3	3	8	1	1	2	3	24
6/13	DAL	33	8-10	80.0	1-2	50.0	7-7	100	0	4	4	5	1	0	1	5	24
6/15	SAS	33	5-9	55.6	1-1	100	8-9	88.9	0	2	2	3	1	0	4	3	19
6/18	PHO	23	4-7	57.1	1-2	50.0	3-4	75.0	1	4	5	3	0	0	1	2	12
6/24	@IND	35	6-13	46.2	2-3	66.7	3-3	100	0	4	4	4	0	0	3	3	17
6/27	@CON	37	5-7	71.4	0-0	0.00	5-7	71.4	0	2	2	5	1	0	3	0	15
6/30	@ATL	34	7-12	58.3	3-5	60.0	3-3	100	1	1	2	4	0	1	2	3	20
7/2	WAS	36	5-18	27.8	3-5	60.0	4-6	66.7	1	5	6	3	0	0	0	2	17
7/6	@MIN	34	6-13	46.2	3-6	50.0	1-2	50.0	0	0	0	2	2	0	4	3	16
7/8	@SEA	34	4-10	40.0	0-3	0.0	0-0	0.0	1	0	1	6	2	1	1	1	8
7/13	CON	31	6-11	54.5	4-5	80.0	1-1	100	1	1	2	3	1	0	2	2	17
7/17	IND	32	7-9	77.8	1-2	50.0	1-2	50.0	1	3	4	5	0	0	4	1	16
7/20	CHI	35	8-12	66.7	1-3	33.3	0-2	0.0	0	1	1	6	0	0	2	0	17
7/25	SEA	35	3-11	27.3	0-2	0.0	2-2	100	2	2	4	5	0	0	3	2	8
7/28	@SAS	27	3-6	50.0	1-3	33.3	0-0	0.0	0	1	1	3	1	0	3	2	7
7/30	DAL	32	7-12	58.3	2-4	50.0	0-0	0.0	0	7	7	8	3	1	1	3	16
8/4	NYL	29	5-9	55.6	1-2	50.0	0-0	0.0	1	6	7	3	1	0	2	2	11
8/6	@DAL	36	3-11	27.3	0-4	0.0	6-6	100	1	7	8	4	1	0	0	3	12
8/11	@MIN	37	8-17	47.1	2-5	40.0	5-5	100	0	3	3	3	2	0	2	1	23
8/13	@NYL	35	5-10	50.0	3-6	50.0	2-2	100	0	1	1	2	0	1	1	4	15
8/16	@WAS	26	4-6	66.7	0-0	0.0	2-2	100	2	1	3	3	2	0	2	3	10
8/18	@CHI	48	7-17	41.2	4-6	66.7	2-2	100	2	3	5	10	4	0	0	1	20
8/22	SAS	34	6-11	54.5	5-8	62.5	0-0	0.0	1	2	3	5	0	0	2	3	17
8/24	@PHO	34	5-11	45.5	2-3	66.7	0-0	0.0	0	1	1	3	1	1	1	2	12
8/27	MIN	39	6-12	50.0	1-4	25.0	3-4	75.0	1	5	6	5	3	0	1	0	16
9/1	ATL	22	3-5	60.0	2-3	66.7	0-0	0.0	0	4	4	4	2	0	0	0	8
9/3	CON	33	5-9	55.6	0-0	0.0	0-0	0.0	1	2	3	7	1	0	2	1	10



#33	TIFFANY JACKSON-JONES	FORWARD	6-3	4/26/85	TEXAS	EXP: 8
-----	-----------------------	---------	-----	---------	-------	--------

2017 Regular Season Averages:

G-GS	PPG	RPG	APG	SPG	BPG	MPG	FG%	3FG%	FT%
26-1	1.1	1.2	0.1	0.1	0.1	5.7	46.2	00.0	62.5

	2017 Season Highs	Career Highs
PTS	8 vs SEA 5/13	27 (San Antonio - 8/6/2011)
REB	8 vs SEA 5/13	17 (Atlanta - 7/26/2011)
AST	2 vs WSH 5/19	6 (Washington - 6/18/2011)
STL	1, 2 times	4 (Chicago - 7/13/2011)
BLK	1 , 3 times	4 (Los Angeles - 6/29/2007)
FGM	4 vs SEA 5/13	10 (San Antonio - 8/6/2011)
3FGM	-	1 (Seattle - 6/27/2010)
FTM	4 vs CHI 6/6	12
MINS	32 vs SEA 5/13	43 (San Antonio - 9/11/2011)

### 2017 NOTABLES

- Played 3 minutes, had 1 rebound, and did not score against Connecticut on 9/3.
- Played 13 minutes, shooting 1-2 from the free throw line, had 5 rebounds, 1 steal, and scored 1 point against Atlanta on 9/1.
- Played 3 minutes, had 1 rebound, and did not score against Minnesota on 8/27.
- Played 4 minutes, had 1 rebound, and did not score against Phoenix on 8/24.
- Played 5 minutes, had 2 rebounds, and did not score against San Antonio on 8/22.
- Did not play at Chicago on 8/18 due to coach's decision.
- Played 6 minutes, shot 3-4 from the field, and scored 6 points at Washington on 8/16.
- Played 1 minute and did not score at New York on 8/13.
- Did not play at Minnesota on 8/11 due to coach's decision.
- Played 5 minutes, shot 1-2 from the field, had 1 rebound, and scored 2 points at Dallas on 8/6.

### GAME BY GAME STATS

Date	Opponent	MIN	FG-A	PCI	3PM-A	PCI	FTM-A	PCI	OFF	DEF	TOI	AST	STL	BLK	TO	PF	PTS
5/13	SEA	32	4-9	44.4	0-0	0.0	0-0	0.0	4	4	8	0	0	0	2	2	8
5/19	WAS	15	0-1	0.0	0-0	0.0	0-0	0.0	0	3	3	2	0	1	2	1	0
5/24	@IND	2	0-0	0.0	0-0	0.0	0-0	0.0	0	0	0	0	0	0	0	1	0
5/27	@ATL	DNP															
5/30	@NYL	DNP															
6/6	CHI	1	0-0	0.0	0-0	0.0	4-6	66.7	0	1	1	0	0	0	0	0	4
6/9	@ DAL	0	0-0	0.0	0-0	0.0	0-0	0.0	0	0	0	0	0	0	0	0	0
6/10	@ PHO	DNP															
6/13	DAL	DNP															
6/15	SAS	2	1-1	100	0-0	0.0	0-0	0.0	0	0	0	0	0	0	0	0	2
6/18	PHO	13	1-4	25.0	0-1	0.0	0-0	0.0	0	1	1	0	1	1	0	0	2
6/24	@IND	7	0-0	0.0	0-0	0.0	0-0	0.0	0	1	1	0	0	0	0	2	0
6/27	@ CON	3	1-2	50.0	0-0	0.0	0-0	0.0	0	0	0	0	0	0	1	3	2
6/30	@ATL	3	0-0	0.0	0-0	0.0	0-0	0.0	0	1	1	0	0	0	0	1	0
7/2	WAS	DNP															
7/6	@MIN	2	0-0	0.0	0-0	0.0	0-0	0.0	0	0	0	0	0	0	0	0	0
7/8	@SEA	1	0-0	0.0	0-0	0.0	0-0	0.0	0	0	0	0	0	0	1	0	0
7/13	CON	0	0-0	0.0	0-0	0.0	0-0	0.0	0	0	0	0	0	0	0	0	0
7/17	IND	2	0-0	0.0	0-0	0.0	0-0	0.0	0	0	0	0	0	0	0	0	0
7/20	CHI	DNP															
7/25	SEA	4	0-0	0.0	0-0	0.0	0-0	0.0	0	1	1	0	0	0	1	1	0
7/28	@SAS	5	1-1	100	0-0	0.0	0-0	0.0	0	0	0	0	0	0	0	0	2
7/30	DAL	12	0-1	0.0	0-0	0.0	0-0	0.0	1	3	4	1	0	0	0	1	0
8/4	NYL	5	0-0	0.0	0-0	0.0	0-0	0.0	0	1	1	0	0	0	0	1	0
8/6	@DAL	5	1-2	50.0	0-0	0.0	0-0	0.0	0	0	0	0	0	1	0	0	2
8/11	@MIN	DNP															
8/13	@NYL	1	0-0	0.0	0-0	0.0	0-0	0.0	0	0	0	0	0	0	0	1	0
8/16	@WAS	6	3-4	75.0	0-0	0.0	0-0	0.0	0	0	0	0	0	0	0	3	6
8/18	@CHI	DNP															
8/22	SAS	5	0-0	0.0	0-0	0.0	0-0	0.0	0	2	2	0	0	0	0	1	0
8/24	@PHO	4	0-0	0.0	0-0	0.0	0-0	0.0	0	1	1	0	0	0	0	0	0
8/27	MIN	3	0-0	0.0	0-0	0.0	0-0	0.0	1	0	1	0	0	0	1	1	0
9/1	ATL	13	0-1	0.0	0-0	0.0	1-2	50.0	1	4	5	0	1	0	2	3	1
9/3	CON	3	0-0	0.0	0-0	0.0	0-0	0.0	1	0	1	0	0	0	1	0	0

2017 Regular Season Averages:

G-GS	PPG	RPG	APG	SPG	BPG	MPG	FG%	3FG%	FT%
32-0	7.3	3.0	0.9	0.3	0.2	17.3	48.8	31.3	84.6

	2017 Season Highs	Career Highs
PTS	18 @ SAS 7/28	25, 2 Times
REB	7, 2 times	13, 4 Times
AST	3, 6 times	5, vs CHI 6/6/14
STL	1, 9 Times	3, vs CHI 6/6/14
BLK	2 @ IND 6/24	5, @ SAN 8/23/15
FGM	8 @ SAS 7/28	11, 2 Times
3FGM	2 @ SAS 7/28	2 @ SAS 7/28
FTM	3 @ PHO 6/10, @ SEA 7/8	8, vs SAN 8/30/15
MINs	28 vs SEA 7/25	43, @ CON 6/26/15

**2017 NOTABLES**  
-Played 20 minutes, shooting 5-11 from the field, 1-1 from the free throw line, had 2 rebounds, and led the bench scoring 11 points against Connecticut on 9/3.  
-Played 18 minutes, shooting 5-7 from the field, 1-1 from 3-point range, 1-1 from the free throw line, had 1 rebound, 1 steal, and led the Sparks bench scoring 12 points.  
-Played 17 minutes, shooting 3-5 from the field, perfect 2-2 from the free throw line, had 4 rebounds, and scored 8 points against Minnesota on 8/27.  
-Played 16 minutes, shooting 2-6 from the field, had 3 rebounds, 1 assist, and score 4 points against Phoenix on 8/24.  
-Came off the bench and played 19 minutes, shooting 6-10 from the field, perfect 2-2 from the free-throw line, had 1 rebound, and led both benches in scoring with 14 points against San Antonio on 8/22.  
-Came off the bench and played 13 minutes, shooting 5-6 from the field, had 1 rebound, 1 assist, 1 steal, and led the Sparks bench scoring 10 points at Chicago on 8/18.

GAME BY GAME STATS

Date	Opponent	MIN	FG-A	PCI	3PM-A	PCI	FTM-A	PCI	OFF	DEF	TOI	AST	STL	BLK	TO	PF	PTS
5/13	SEA	DNP															
5/19	WAS	DNP															
5/24	@IND	17	2-6	33.3	0-0	0.00	0-0	0.00	0	1	1	2	1	1	0	1	4
5/27	@ATL	21	4-7	57.1	0-0	0.00	2-2	100	3	2	5	2	0	0	2	2	10
5/30	@NYL	13	3-7	42.9	0-0	0.00	0-0	0.00	0	2	2	1	1	0	2	1	6
6/6	CHI	15	1-6	16.7	0-0	0.00	2-2	100	2	1	3	1	1	0	0	2	4
6/9	@DAL	8	1-4	25.0	0-0	0.00	0-0	0.00	0	0	0	0	0	0	1	1	2
6/10	@PHO	17	3-6	50.0	0-0	0.00	3-4	75.0	0	4	4	3	1	0	2	1	9
6/13	DAL	20	5-8	62.5	0-1	0.00	0-0	0.00	0	1	1	3	0	0	1	1	10
6/15	SAS	17	3-5	60.0	0-0	0.00	2-3	66.7	1	3	4	1	0	1	1	1	8
6/18	PHO	16	3-6	50.0	0-0	0.00	1-2	50.0	0	1	1	1	0	0	1	3	7
6/24	@IND	13	2-4	50.0	0-1	0.00	0-0	0.0	2	1	3	1	0	2	1	1	4
6/27	@CON	21	4-9	44.4	0-0	0.00	0-0	0.00	2	3	5	0	0	0	1	3	8
6/30	@ATL	15	2-4	50.0	0-0	0.00	0-0	0.00	0	2	2	0	0	0	2	1	4
7/2	WAS	17	2-4	50.0	0-0	0.00	0-0	0.00	1	3	4	0	0	0	3	1	4
7/6	@MIN	16	3-4	75.0	0-0	0.00	0-0	0.00	0	3	3	0	0	0	3	2	6
7/8	@SEA	21	3-11	27.3	1-1	100	3-3	100	2	2	4	0	0	0	0	0	10
7/13	CON	14	2-5	40.0	0-1	0.0	0-0	0.0	2	1	3	0	0	0	0	0	4
7/17	IND	19	2-4	50.0	0-0	0.0	1-2	50.0	0	1	1	3	1	0	1	1	5
7/20	CHI	12	3-5	60.0	1-1	100	0-0	0.0	1	6	7	0	0	0	2	1	7
7/25	SEA	28	7-13	53.8	0-1	0.0	0-0	0.0	4	2	6	3	1	0	2	1	14
7/28	@SAS	25	8-13	61.5	2-3	66.7	0-0	0.0	1	2	3	0	1	0	0	0	18
7/30	DAL	21	4-8	50.0	0-3	0.0	0-0	0.0	1	3	4	3	0	1	3	1	8
8/4	NYL	17	2-4	50.0	0-0	0.0	0-0	0.0	2	2	4	0	0	0	2	3	4
8/6	@DAL	15	1-5	20.0	0-0	0.0	0-0	0.0	1	0	1	0	0	0	1	2	2
8/11	@MIN	15	1-5	20.0	0-0	0.0	2-2	0.0	0	2	2	0	0	0	0	1	4
8/13	@NYL	17	3-8	37.5	0-0	0.0	0-0	0.0	3	2	5	0	0	0	1	0	6
8/16	@WAS	20	4-7	57.1	0-0	0.0	0-0	0.0	3	4	7	3	0	0	1	1	8
8/18	@CHI	13	5-6	83.3	0-0	0.0	0-0	0.0	0	1	1	1	1	0	1	0	10
8/22	SAS	19	6-10	60.0	0-1	0.0	2-2	100	0	1	1	0	0	0	1	0	14
8/24	@PHO	16	2-6	33.3	0-1	0.0	0-0	0.0	1	2	3	1	0	0	2	1	4
8/27	MIN	17	3-5	60.0	0-1	0.0	2-2	100	0	4	4	0	0	0	1	1	8
9/1	ATL	18	5-7	71.4	1-1	100	1-1	100	1	0	1	0	1	0	1	4	12
9/3	CON	20	5-11	45.5	0-0	0.0	1-1	100	0	2	2	0	0	0	1	2	11

#30	NNEKA OGWUMIKE	FORWARD	6-2	7/2/90	STANFORD	EXP: 5
-----	----------------	---------	-----	--------	----------	--------

2017 Regular Season Averages:

G-GS	PPG	RPG	APG	SPG	BPG	MPG	FG%	3FG%	FT%
34-34	18.8	7.7	2.1	1.9	0.5	30.9	56.1	34.0	87.0

	2017 Season Highs	Career Highs
PTS	32 @ CHI 8/18	38 vs. ATL 6/30/16
REB	14, 2 times	20, @ IND 7/12/12
AST	6 vs IND 7/17	8, Twice
STL	5 vs CON 9/3	6 vs. CHI 6/1/14
BLK	3 vs ATL 9/1	5 vs. ATL 6/30/16
FGM	13 @ CHI 8/18	13, twice
3FGM	3 vs SEA 5/13	3 vs SEA 5/13/17
FTM	10 @ IND 5/24	14 vs. WAS, 9/3/15
MINs	47 @ CHI 8/18	47 @ CHI 8/18/17

## 2017 NOTABLES

-Tied for second in the league in steals averaging 1.9 spg, and tied for fourth in field goal % with 56.1%.  
 -Has scored in double figures in 32 of 34 this season and has scored 20+ points in 19 of those contests.  
 -Name to AP's First Team All-WNBA.  
 -Named 2017 All-Star Reserve.  
 -Named 2017 WNBA All-Defensive First Team.  
 -Played 30 minutes, shooting 10-15 from the field, 1-1 from the free throw line, had 5 rebounds, 3 assists, **season high** 5 steals, and scored game high 21 points against Connecticut on 9/3.  
 -Played a season low 19 minutes, shooting 6-8 from the field, 1-1 from the free throw line, tied the game high 6 rebounds, had 1 assist, 1 steal, **season/game high 3 blocks**, and scored 13 points against Atlanta on 9/1.  
 -Played 24 minutes, shooting 4-9 from the field, had 6 rebounds, 4 assists, 1 steal, and scored 8 points against Minnesota on 8/27.

## GAME BY GAME STATS

Date	Opponent	MIN	FG-A	PCI	3PM-A	PCI	FTM-A	PCI	OFF	DEF	TOI	AST	STL	BLK	TO	PF	PTS
5/13	SEA	38	10-20	50.0	3-6	50.0	0-0	0.0	0	3	3	3	3	0	3	4	23
5/19	WAS	34	6-8	75.0	2-3	66.7	9-9	100	0	3	3	3	0	0	1	2	23
5/24	@IND	26	7-10	70.0	0-1	0.0	10-11	90.9	2	3	5	2	0	0	1	5	24
5/27	@ATL	28	5-11	45.5	0-0	0.0	5-6	83.3	4	3	7	1	0	1	2	5	15
5/30	@NYL	33	9-13	69.2	0-1	0.0	4-6	66.7	4	3	7	1	4	0	1	5	22
6/6	CHI	35	5-17	29.4	1-3	33.3	9-11	81.8	1	10	11	3	4	1	0	1	20
6/9	@ DAL	33	11-20	55.0	0-1	0.0	6-6	100	5	8	13	0	3	2	3	4	28
6/10	@ PHO	32	5-8	62.5	1-2	50.0	2-2	100	1	4	5	4	4	1	1	2	13
6/13	DAL	32	7-8	87.5	0-0	0.0	7-7	100	1	3	4	1	0	0	0	1	21
6/15	SAS	30	5-12	41.7	0-1	0.0	6-7	85.7	2	7	9	2	0	1	0	2	16
6/18	PHO	21	8-9	88.9	0-0	0.0	2-2	100	2	5	7	2	0	0	1	2	18
6/24	@ IND	30	8-10	80.0	0-0	0.0	5-5	100	1	5	6	2	2	1	1	3	21
6/27	@ CON	32	9-13	69.2	1-2	50.0	2-3	66.7	3	6	9	2	2	1	0	1	21
6/30	@ ATL	32	3-9	33.3	0-0	0.0	5-6	83.3	1	6	7	1	2	0	6	2	11
7/2	WAS	31	5-8	62.5	1-1	100	4-5	80.0	1	4	5	3	3	1	2	4	15
7/6	@MIN	30	10-16	62.5	0-2	0.0	7-8	87.5	6	8	14	1	3	0	3	5	27
7/8	@SEA	35	7-11	63.6	1-2	50.0	6-7	85.7	3	6	9	0	3	2	3	3	21
7/13	CON	34	10-14	71.4	2-3	66.7	7-7	100	1	10	11	2	1	1	0	4	29
7/17	IND	32	7-13	53.8	0-1	0.0	0-0	0.0	2	10	12	6	3	0	0	0	14
7/20	CHI	34	9-20	45.0	2-3	66.7	4-4	100	3	7	10	0	0	0	1	4	24
7/25	SEA	32	5-11	45.5	0-2	0.0	3-6	50.0	1	9	10	2	2	1	2	2	13
7/28	@SAS	27	5-14	35.7	0-2	0.0	1-2	50.0	1	5	6	2	1	0	0	2	11
7/30	DAL	25	10-13	76.9	0-0	0.0	2-2	100	0	7	7	2	1	0	2	2	22
8/4	NYL	30	6-12	50.0	1-2	50.0	4-4	100	2	4	6	2	1	0	0	1	17
8/6	@ DAL	36	7-15	46.7	1-3	33.3	6-6	100	0	7	7	1	2	1	1	4	21
8/11	@ MIN	37	1-8	12.5	0-1	0.0	1-1	100	2	6	8	4	1	0	4	3	3
8/13	@NYL	32	5-13	38.5	0-2	0.0	2-2	100	0	6	6	3	0	0	2	4	12
8/16	@WAS	22	8-10	80.0	0-0	0.0	2-2	100	1	3	4	0	2	0	3	3	18
8/18	@ CHI	47	13-24	54.2	2-3	66.7	4-5	80.0	5	5	10	4	3	0	2	3	32
8/22	SAS	30	9-15	60.0	0-2	0.0	4-6	66.7	1	13	14	4	3	0	2	3	22
8/24	@PHO	29	9-17	52.9	0-0	0.0	3-3	100	2	8	10	1	3	1	1	4	21
8/27	MIN	24	4-9	44.4	0-3	0.0	0-1	0.0	1	5	6	4	1	0	1	5	8
9/1	ATL	19	6-8	75.0	0-0	0.0	1-1	100	0	6	6	1	1	3	1	2	13
9/3	CON	30	10-15	66.7	0-1	0.0	1-1	100	1	4	5	3	5	0	2	2	21



**#3 CANDACE PARKER FORWARD/CENTER 6-4 4/19/86 TENNESSEE EXP: 9**

2017 Regular Season Averages:

G-GS	PPG	RPG	APG	SPG	BPG	MPG	FG%	3FG%	FT%
33-33	16.9	8.4	4.3	1.5	1.7	30.5	47.8	35.4	75.6

	2017 Season Highs	Career Highs
PTS	29 @ CHI 8/18	40, vs HOU 7/9/08
REB	17 @ SAS 7/28	20, @ SAN 6/1/13
AST	11 @ SAS 7/28	11 @ SAS 7/28/17
STL	4, 3 times	8, vs IND 8/18/15
BLK	5 @ CON 6/27	9, vs TUL 6/20/12
FGM	11, 2 times	15 vs HOU 7/9/2008
3FGM	3, 5 times	5, vs TUL 9/6/15
FTM	7, 2 times	14 vs CHI 10/5/16
MINs	40 @ CHI 8/18	48, Twice

## 2017 NOTABLES

- Fifth in the league in blocks, averaging 1.7 bpg.
- Has scored in double figures in 31 of 33 games this season.
- Named WNBA Player of the Week for 6/18, 7/2, 7/30, 8/28, WNBA Player of the Month for August, and named 2017 All-Star Starter for Western Conference.
- Awarded 2017 ESPY for Best WNBA Player.
- Named to AP's First Team All-WNBA.
- Recorded the league's sixth triple-double at San Antonio on 7/28.
- Played 31 minutes, shooting 5-13 from the field, 2-2 from the free throw line, had game high 14 rebounds, 4 assists, 2 steals, 2 blocks, and scored 12 points against Connecticut on 9/3.
- Played 22 minutes, shooting 6-11 from the field, 3-5 from the free throw line, had 4 rebounds, earned her **1,000th career assist** and had 5 assists for the game, 1 steal, and led the Sparks scoring 15 points against Atlanta on 9/1.
- Played 36 minutes, shooting 9-17 from the field, 3-6 from 3-point range, 3-5 from the free throw line, had team high 10 rebounds, 3 assists, 2 steals, and scored the game high 24 points against Minnesota on 8/27.

## GAME BY GAME STATS

Date	Opponent	MIN	FG-A	PCT	3PM-A	PCI	FTM-A	PCI	OFF	DEF	TOI	AST	STL	BLK	TO	PF	PTS
5/13	SEA	DNP															
5/19	WAS	30	7-10	70.0	2-4	50.0	2-2	100	1	7	8	5	1	1	2	2	18
5/24	@IND	34	8-18	44.4	2-5	40.0	1-4	25.0	1	11	12	6	2	2	0	2	19
5/27	@ATL	30	3-11	27.3	0-2	0.00	0-0	0.0	2	4	6	6	0	3	5	1	6
5/30	@NYL	34	6-14	42.9	1-5	20.0	7-8	87.5	2	9	11	4	2	2	1	5	20
6/6	CHI	30	4-10	40.0	1-3	33.3	3-4	75.0	1	4	5	2	2	2	4	2	12
6/9	@DAL	38	11-20	55.5	2-5	40.0	1-1	100	1	5	6	4	1	2	1	2	25
6/10	@PHO	30	5-14	35.7	2-4	40.0	2-4	50.0	1	4	5	3	0	0	4	2	14
6/13	DAL	28	7-12	58.3	3-4	75.0	0-0	0.0	0	7	7	5	1	1	3	3	17
6/15	SAS	34	7-15	46.7	0-3	0.0	6-7	85.7	1	3	4	4	1	2	4	0	20
6/18	PHO	22	4-10	40.0	2-5	40.0	7-7	100	0	8	8	6	0	3	1	1	17
6/24	@IND	31	7-13	53.8	2-4	50.0	2-4	50.0	0	13	13	7	3	2	5	3	18
6/27	@CON	29	4-8	50.0	1-3	33.3	5-8	62.5	1	6	7	3	1	5	1	4	14
6/30	@ATL	30	9-15	60.0	2-3	66.7	1-4	25.0	3	10	13	5	2	1	5	1	21
7/2	WAS	35	7-18	38.9	1-2	50.0	2-2	100	7	4	11	4	1	1	0	1	17
7/6	@MIN	32	1-6	16.7	0-2	0.00	0-0	0.0	0	3	3	3	0	2	4	1	2
7/8	@SEA	23	4-11	36.4	2-5	40.0	0-0	0.0	2	6	8	1	1	2	1	2	10
7/13	CON	32	8-15	53.3	1-5	20.0	3-3	100	1	8	9	6	1	2	7	4	20
7/17	IND	26	6-12	50.0	0-1	0.0	2-2	100	1	8	9	3	3	4	4	1	14
7/20	CHI	35	7-14	50.0	0-3	0.0	5-7	71.4	0	6	6	5	4	1	4	0	19
7/25	SEA	31	6-15	40.0	1-3	33.3	4-5	80.0	4	6	10	2	4	1	1	5	17
7/28	@SAS	34	4-10	40.0	0-0	0.0	3-4	56.0	0	17	17	11	0	4	3	1	11
7/30	DAL	26	10-12	83.3	1-2	50.0	2-2	100	3	7	10	5	1	0	3	2	23
8/4	NYL	27	8-13	61.5	3-6	50.0	5-9	55.6	0	4	4	6	1	1	2	4	24
8/6	@DAL	33	7-15	46.7	1-5	20.0	6-6	100	1	8	9	2	4	1	5	4	21
8/11	@MIN	32	5-12	41.7	3-6	50.0	6-7	85.7	1	9	10	3	1	2	3	5	19
8/13	@NYL	30	4-12	33.3	2-7	28.6	4-4	100	1	6	7	2	3	2	1	1	14
8/16	@WAS	27	9-13	69.2	1-2	50.0	2-3	66.7	1	6	7	2	0	2	3	2	21
8/18	@CHI	40	11-22	50.0	3-7	42.9	4-4	100	1	11	12	6	2	2	2	3	29
8/22	SAS	24	4-12	33.3	1-6	16.7	3-4	75.0	0	5	5	6	1	0	1	2	12
8/24	@PHO	30	5-11	45.5	2-2	100	0-0	0.0	0	7	7	2	0	0	2	4	12
8/27	MIN	36	9-17	52.9	3-6	50.0	3-5	60.0	3	7	10	3	2	0	2	2	24
9/1	ATL	22	6-11	54.5	0-3	0.0	3-5	60.0	0	4	4	5	1	0	2	1	15
9/3	CON	31	5-13	38.5	0-2	0.0	2-2	100	0	14	14	4	2	2	3	3	12

#1	ODYSSEY SIMS	GUARD	5-8	7/13/92	BAYLOR	EXP: 3
----	--------------	-------	-----	---------	--------	--------

2017 Regular Season Averages:

G-GS	PPG	RPG	APG	SPG	BPG	MPG	FG%	3FG%	FT%
31-14	9.6	1.9	3.5	1.5	0.2	24.3	44.7	19.0	88.6

	2017 Season Highs	Career Highs
PTS	28 @ PHO 8/24	39 (San Antonio - 7/22/2014)
REB	6 @ PHO 8/24	7 (4 Times)
AST	10 @ CHI 8/18	10, (2 times)
STL	4, 2 times	5 (Los Angeles - 6/19/2014)
BLK	1, 5 times	2 (3 Times)
FGM	12 @ PHO 8/24	15 (San Antonio - 7/22/2014)
3FGM	3 @ CHI 8/18	5 (2 Times)
FTM	9 vs ATL 9/1	15 @ NYL 8/15/2015
MINs	40 @ CHI 8/18	47 (Phoenix - 6/18/2016)

## 2017 NOTABLES

-Has scored in double figures in 11 of her last 13 games.  
 -Played 31 minutes, shooting 8-13 from the field, had 4 rebounds, 4 assists, 1 steal, and scored 16 points against Connecticut on 9/3.  
 -Played 27 minutes, shooting 2-8 from the field, shot a **season high perfect 9-9 from the free throw line**, had 3 rebounds, the game high 7 assists, 2 steals, and scored 13 points against Atlanta on 9/1.  
 -Played 32 minutes, shooting 5-15 from the field, 2-2 from the free throw line, had 2 rebounds, 2 assists, 1 steal, and scored 12 points against Minnesota on 8/27.  
 -Played the game high 35 minutes, shooting a **season high 12-19 from the field**, perfect 4-4 from the free throw line, had a game/**season high 6 rebounds**, game high 8 assists, tied game high 3 steals with teammates Ogwumike, Beard, and Carson, and scored a **season high 28 points** against Phoenix on 8/24.  
 -Played 34 minutes, shooting 3-5 from the field, perfect 2-2 from the free throw line, had 2 rebounds, 4 assists, tied a season high 4 steals, and scored 8 points against San Antonio on 8/22.

## GAME BY GAME STATS

Date	Opponent	MIN	FG-A	PCI	3PM-A	PCI	FTM-A	PCI	OFF	DEF	TOI	AST	STL	BLK	TO	PF	PTS
5/13	SEA	31	9-15	60.0	1-4	25.0	1-2	50.0	0	4	4	6	2	0	2	3	20
5/19	WAS	20	1-3	33.33	0-1	0.00	3-4	75.0	0	2	2	3	3	0	2	0	5
5/24	@IND	NWT	Left	Ankle	Injury												
5/27	@ATL	NWT	Left	Ankle	Injury												
5/30	@NYL	NWT	Left	Ankle	Injury												
6/6	CHI	22	1-3	33.3	0-0	0.00	5-6	83.3	1	1	2	1	1	0	1	3	7
6/9	@DAL	28	6-10	60.0	0-1	0.00	0-0	0.0	0	2	2	5	1	1	3	2	12
6/10	@PHO	14	1-2	50.0	0-1	0.00	0-1	0.0	1	1	2	1	0	1	1	2	2
6/13	DAL	22	2-6	33.3	0-1	0.00	1-3	33.3	1	3	4	3	3	1	1	3	5
6/15	SAS	14	2-3	66.7	1-2	50.0	0-0	0.0	0	0	0	1	1	0	1	0	5
6/18	PHO	25	1-7	14.3	0-2	0.00	2-2	100	1	3	4	5	2	0	3	0	4
6/24	@IND	23	3-9	33.3	1-3	33.3	2-2	100	0	0	0	4	2	0	1	3	9
6/27	@CON	9	0-2	0.0	0-0	0.00	0-0	0.0	0	0	0	2	1	0	1	1	0
6/30	@ATL	12	0-2	0.0	0-1	0.00	0-0	0.0	0	0	0	3	2	0	0	1	0
7/2	WAS	13	1-4	25.0	0-2	0.00	2-2	100	0	1	1	3	1	0	0	3	4
7/6	@MIN	9	3-5	60.0	0-0	0.00	1-1	100	0	0	0	2	1	0	0	1	7
7/8	@SEA	8	0-2	0.0	0-1	0.00	2-2	100	0	0	0	0	1	0	1	1	2
7/13	CON	12	0-1	0.0	0-0	0.00	0-0	0.0	0	1	1	0	0	0	0	0	0
7/17	IND	16	4-7	57.1	0-0	0.00	1-1	100	0	1	1	0	1	0	1	2	9
7/20	CHI	15	2-3	66.7	0-1	0.00	1-1	100	0	1	1	1	0	0	1	1	5
7/25	SEA	24	0-9	0.0	0-2	0.00	1-2	50.0	2	1	3	2	0	0	1	2	1
7/28	@SAS	30	9-12	75.0	1-2	50.0	3-3	100	1	0	1	4	2	0	0	2	22
7/30	DAL	29	2-6	33.3	0-1	0.0	0-0	0.0	1	2	3	8	2	0	1	4	4
8/4	NYL	35	7-16	43.8	1-3	33.3	5-5	100	0	2	2	2	0	0	0	3	20
8/6	@DAL	33	4-11	36.4	0-2	0.0	6-6	100	1	2	3	0	1	0	5	2	14
8/11	@MIN	36	6-17	35.3	1-6	16.7	1-1	100	1	1	2	5	0	1	2	2	14
8/13	@NYL	34	7-12	58.3	0-3	0.0	4-5	80.0	0	2	2	5	1	1	4	2	18
8/16	@WAS	37	6-9	66.7	2-2	100	4-4	100	0	2	2	7	4	0	2	2	18
8/18	@CHI	40	6-17	35.3	3-6	50.0	0-0	0.0	0	0	0	10	2	0	0	0	15
8/22	SAS	34	3-5	60.0	0-2	0.0	2-2	100	0	2	2	4	4	0	4	2	8
8/24	@PHO	35	12-19	63.2	0-2	0.0	4-4	100	2	4	6	8	3	0	1	3	28
8/27	MIN	32	5-15	33.3	0-4	0.0	2-2	100	0	2	2	2	1	0	1	4	12
9/1	ATL	27	2-8	25.0	0-1	0.0	9-9	100	0	3	3	7	2	0	2	2	13
9/3	CON	31	8-13	61.5	0-2	0.0	0-0	0.0	2	2	4	4	1	0	1	3	16

#24	SYDNEY WIESE	GUARD	6-0	6/16/95	OREGON STATE	EXP: R
-----	--------------	-------	-----	---------	--------------	--------

2017 Regular Season Averages:

G-GS	PPG	RPG	APG	SPG	BPG	MPG	FG%	3FG%	FT%
28-0	2.3	0.8	0.3	0.2	0.1	7.9	38.3	40.0	50.0

	2017 Season Highs	Career Highs
PTS	22 vs WAS 5/19	22 vs WAS 5/19/17
REB	3, 3 times	3, 3 times
AST	2 , 2 times	2, 2 times
STL	1, 5 times	1, 5 times
BLK	1, 3 times	1, 3 times
FGM	8 vs WAS 5/19	8 vs WAS 5/19/17
3FGM	6 vs WAS 5/19	6 vs WAS 5/19/17
FTM	3 vs NYL 8/4	3 vs NYL 8/4/17
MINs	27 vs WAS 5/19	27 vs WAS 5/19/17

**2017 NOTABLES**  
 -Played 9 minutes, had 1 steal, and did not score against Connecticut on 9/3.  
 -Played 18 minutes, shooting 4-6 from the field, 1-2 from 3-point range, had 1 rebound, **tied a season high 2 assists**, and scored 9 points against Atlanta on 9/1.  
 -Did not play against Minnesota on 8/27 due to coach's decision.  
 -Played 6 minutes and did not score against Phoenix on 8/24.  
 -Played 6 minutes, had 1 rebound, and did not score against San Antonio on 8/22.  
 -Did not play at Chicago on 8/18 due to coach's decision.  
 -Played 10 minutes, tied her season/career high with 3 rebounds, had 1 steal, and did not score at Washington on 8/16.  
 -Came off the bench and played 19 minutes, shooting 1-2 from the field, had 2 rebounds, set a new season/career high with 2 assists, 1 block, and scored 2 points at New York on 8/13.  
 -Played 8 minutes, shooting 2-2 from the field, 1-1 from 3-point range, and scored 5 points to lead the Sparks bench in scoring at Minnesota on 8/11.

GAME BY GAME STATS

Date	Opponent	MIN	FG-A	PCI	3PM-A	PCI	FTM-A	PCI	OFF	DEF	TOI	AST	STL	BLK	TO	PF	PTS
5/13	SEA	13	2-3	66.6	2-3	66.6	0-0	0.0	0	0	0	1	1	0	0	0	6
5/19	WAS	27	8-13	61.5	6-10	60.0	0-0	0.0	1	2	3	1	0	1	1	3	22
5/24	@IND	10	0-1	0.00	0-1	0.00	0-0	0.0	0	0	0	0	0	0	0	1	0
5/27	@ATL	8	0-1	0.00	0-1	0.00	0-0	0.0	0	0	0	0	0	0	0	0	0
5/30	@NYL	4	2-3	66.7	1-2	50.0	0-0	0.0	0	0	0	0	0	0	0	0	5
6/6	CHI	0	0-0	0.00	0-0	0.00	0-0	0.0	0	0	0	0	0	0	0	0	0
6/9	@DAL	7	1-2	50.0	0-1	0.00	0-0	0.0	0	0	0	0	0	0	0	1	2
6/10	@PHO	4	1-4	25.0	1-2	50.0	0-0	0.0	0	1	1	0	0	0	0	1	3
6/13	DAL	DNP															
6/15	SAS	1	0-0	0.0	0-0	0.0	0-0	0.0	0	0	0	0	0	0	0	0	0
6/18	PHO	11	0-3	0.0	0-2	0.0	0-0	0.0	0	2	2	0	1	0	0	2	0
6/24	@IND	DNP															
6/27	@CON	6	1-1	100	1-1	100	1-2	50.0	0	0	0	0	0	0	0	0	4
6/30	@ATL	DNP															
7/2	WAS	3	0-0	0.0	0-0	0.0	0-0	0.0	0	0	0	0	0	0	0	0	0
7/6	@MIN	3	0-0	0.0	0-0	0.0	0-0	0.0	0	1	1	0	0	0	0	0	0
7/8	@SEA	5	0-2	0.0	0-2	0.0	0-0	0.0	0	1	1	0	0	0	0	1	0
7/13	CON	5	0-2	0.0	0-0	0.0	0-0	0.0	1	0	1	1	0	0	0	0	0
7/17	IND	7	1-4	25.0	1-2	50.0	0-0	0.0	0	1	1	0	0	0	0	1	3
7/20	CHI	2	0-1	0.0	0-0	0.0	0-0	0.0	0	0	0	0	0	0	0	0	0
7/25	SEA	DNP															
7/28	@SAS	3	0-0	0.0	0-0	0.0	0-0	0.0	0	0	0	0	0	0	0	1	0
7/30	DAL	8	0-2	0.0	0-1	0.0	0-0	0.0	0	0	0	0	0	0	1	1	0
8/4	NYL	6	0-1	0.0	0-0	0.0	3-4	75.0	0	2	2	0	0	0	0	0	3
8/6	@DAL	11	0-1	0.0	0-1	0.0	0-0	0.0	0	3	3	1	1	1	0	2	0
8/11	@MIN	8	2-2	100	1-1	100	0-0	0.0	0	0	0	0	0	0	0	1	5
8/13	@NYL	19	1-2	50.0	0-1	0.0	0-0	0.0	0	2	2	2	0	1	0	0	2
8/16	@WAS	10	0-1	0.0	0-0	0.0	0-0	0.0	1	2	3	0	1	0	0	1	0
8/18	@CHI	DNP															
8/22	SAS	6	0-1	0.0	0-1	0.0	0-2	0.0	0	1	1	0	0	0	0	0	0
8/24	@PHO	6	0-3	0.0	0-1	0.0	0-0	0.0	0	0	0	0	0	0	0	0	0
8/27	MIN	DNP															
9/1	ATL	18	4-6	66.7	1-2	50.0	0-0	0.0	0	1	1	2	0	0	0	2	9
9/3	CON	9	0-1	0.0	0-0	0.0	0-0	0.0	0	0	0	0	1	0	0	1	0

2017 Regular Season Averages:

	2017 Season Highs	Career Highs
PTS	15 vs PHO 6/18	51 (San Antonio - 9/8/2013)
REB	5 vs CON 7/13	9 (Seattle - 9/12/2013)
AST	4 @ CON 6/27	6 (3 Times)
STL	3, 2 times	5 (3 Times)
BLK	2 vs ATL 5/27	2 (5 Times)
FGM	5 vs PHO 6/18	17 (San Antonio - 9/8/2013)
3FGM	3 vs PHO 6/18	8 (San Antonio - 9/8/2013)
FTM	6 @ CON 6/27	18 ( Atlanta - 7/7/2015)
MINs	29 @ CON 6/27	39 (Phoenix - 8/4/2015)

- Did not play at Minnesota on 8/11, at New York on 8/13, at Washington on 8/16, at Chicago on 8/18, against San Antonio on 8/22, against Phoenix on 8/24, against Minnesota on 8/27, against Atlanta on 9/1, and against Connecticut on 9/3 due to left knee strain.
- Played 4 minutes, shot 1-1 from the field, had 1 steal, scored 2 points, and suffered a left knee strain in the first quarter at Dallas on 8/6.
- Came off the bench and played 21 minutes, shooting 3-13 from the field, had 3 rebounds, 1 assist, 1 steal, and led the bench scoring with 6 points against New York on 8/4.
- Played 21 minutes, shot 2-9 from the field, had 1 rebound and 1 steal, and co-led the both benches in scoring with 8 points against Dallas on 7/30.
- Played 17 minutes, shot 2-5 from the field, had 1 assist, 1 steal, and scored 4 points at San Antonio on 7/28.

## GAME BY GAME STATS

[illegible]