



SPARKS GAME NOTES

Los Angeles Sparks (14-5) vs Chicago Sky (7-13)
 Thursday, July 20, 2017 | Staples Center | 12:30 pm (PST)
 Overall Game #20, Home Game #10
 SPECSN / NBATV

2017 SCHEDULE

Date	Opponent	Time/Result	Record
5/2	at New York	^L 65-81	--
5/7	at Connecticut	^L 62-79	--
5/6	SAN ANTONIO	^W 73-59	--
5/13	SEATTLE	W 78-68	1-0
5/19	WASHINGTON	W 99-89	2-0
5/24	at Indiana	L 90-93	2-1
5/27	at Atlanta	L 73-75	2-2
5/30	at New York	W 90-75	3-2
6/6	CHICAGO	W 79-70	4-2
6/9	at Dallas	L 90-96	4-3
6/10	at Phoenix	W 89-79	5-3
6/13	DALLAS	W 97-87	6-3
6/15	SAN ANTONIO	W 80-75	7-3
6/18	PHOENIX	W 90-59	8-3
6/24	at Indiana	W 84-73	9-3
6/27	at Connecticut	W 87-79	10-3
6/30	at Atlanta	W 85-76	11-3
7/2	WASHINGTON	W 76-69	12-3
7/6	at Minnesota	L 77-88	12-4
7/8	at Seattle	L 69-81	12-5
7/13	CONNECTICUT	W 87-77	13-5
7/17	INDIANA	W 80-62	14-5
7/20	CHICAGO	12:30	
7/25	SEATTLE	7:30	
7/28	at San Antonio	5:00	
7/30	DALLAS	2:00	
8/4	NEW YORK	7:30	
8/6	at Dallas	1:30	
8/11	at Minnesota	5:00	
8/13	at New York	12:00	
8/16	at Washington	4:00	
8/18	at Chicago	5:30	
8/22	SAN ANTONIO	7:30	
8/24	at Phoenix	6:00	
8/27	MINNESOTA	4:00	
9/1	ATLANTA	7:30	
9/3	CONNECTICUT	1:00	

*All times Local, ^ Preseason

SPARKS PR CONTACT

Christy Calvin
 Director, Public Relations and Communications
 CCalvin@LA-Sparks.com
 Cell: (424) 385-3582
 Matthew Warren
 Coordinator, Public Relations and Communications
 MWarren@LA-Sparks.com
 Cell: (562) 233-4325

MEDIA AVAILABILITY

Pre-Game: 30 minutes, 1 1/2 hours prior to tip-off.

Post-Game: 30 minutes, 10 minutes after the game.

LOS ANGELES INJURY REPORT

None.

LOS ANGELES SPARKS PROBABLE STARTERS

F/G	17	ESSENCE CARSON	6-0	163	9
GP/S	16/13	PTS	5.5	REB	1.8
		AST	1.1	STL	0.6
		FG%	39.7	3FG%	27.3
		MIN	19.8		

2017 HIGHLIGHTS:

- Played 14 minutes, shooting a perfect 2-2 from the field, had 1 assist, and scored 4 points versus Indiana on 7/17.
- Played 13 minutes, shooting 1-5 from the field, had 1 rebound, 2 assists, 1 steal, 2 blocks, and scored 2 points versus Connecticut on 7/13.
- Played 21 minutes, shooting 2-7 from the field, had 2 rebounds, 1 assist, 1 steal, and scored 4 points at Seattle on 7/8.
- Played 23 minutes, shooting 3-6 from the field, had 2 rebounds, 2 assists, and scored 6 points at Minnesota on 7/6.

F	30	NNEKA OGWUMIKE	6-2	174	5
GP/S	19/19	PTS	20.1	REB	7.7
		AST	2.1	STL	2.0
		FG%	59.6	3FG%	41.4
		MIN	31.5		

2017 HIGHLIGHTS:

- Tied for third with Sylvia Fowles in the league in scoring, averaging 20.1 ppg. Tied for first with teammate Beard in steals averaging 2.0 spg, and third in field goal % with 59.6%.
- Has scored in double figures in every game this season and has scored 20+ points in 12 of those contests. Named 2017 All-Star Reserve.
- Played 32 minutes, shooting 7-13 from the field, had the game high 12 rebounds, set a season/game high 6 assists, tied the game high 3 steals, and scored 14 points earning her second straight double-double (fifth on the season) versus the Fever on 7/17.
- Played 34 minutes, shooting 10-14 from the field, 2-3 from 3-point range, perfect 7-7 from the free-throw line, had the game high 11 rebounds, 2 assists, 1 steal, 1 block, and scored a season high 29 points versus Connecticut on 7/13.

F/C	3	CANDACE PARKER	6-4	175	9
GP/S	18/18	PTS	15.8	REB	8.1
		AST	4.3	STL	1.2
		FG%	46.6	3FG%	36.4
		MIN	30.5		

2017 HIGHLIGHTS:

- Currently third in the league in blocks, averaging 2.1 blocks per game.
- Has scored in double figures in 16 of 18 games this season.
- Named WNBA Player of the Week for 6/18 and 7/2., and 2017 All-Star Starter for Western Conference.
- Awarded 2017 ESPY for Best WNBA Player.
- Played 26 minutes, shooting 6-12 from the field, perfect 2-2 from the free-throw line, had 9 rebounds, 3 assists, tied the game high 3 steals, had the game high 4 blocks, and scored 14 points versus Indiana on 7/17.
- Played 32 minutes, shooting 8-15 from the field, 1-5 from 3-point range, perfect 3-3 from the free-throw line, had 9 rebounds, tied the game high 6 assists, 1 steal, 2 blocks, and scored 20 points versus Connecticut on 7/13.

G/F	0	ALANA BEARD	5-11	160	11
GP/S	19/19	PTS	8.8	REB	3.3
		AST	2.7	STL	2.0
		FG%	55.0	3FG%	30.8
		MIN	33.0		

2017 HIGHLIGHTS:

- Currently tied with teammate Ogwumike for the league lead in steals, averaging 2.0 spg, is three steals shy from moving into 4th on the WNBA all-time list with 621 all-time steals, and has at least one steal in 17 of 19 games this season.
- Currently fifth in the league in minutes, averaging 32.7 minutes per game.
- Played 28 minutes, shooting 2-7 from the field, 1-2 from 3-point range, had 2 rebounds, 1 steal, 1 block, and scored 5 points for a career total of 4,500 versus Indiana on 7/17.
- Played 34 minutes, shooting 1-7 from the field, 3-4 from the free-throw line, had 4 rebounds, 5 assists, 2 steals, and score 5 points vs Connecticut on 7/13.

G	12	CHELSEA GRAY	5-11	170	2
GP/S	19/19	PTS	15.8	REB	2.9
		AST	4.2	STL	0.8
		FG%	52.0	3FG%	50.9
		MIN	32.7		

2017 HIGHLIGHTS:

- Has scored in double figures in 16 of 19 games this season.
- Currently first in the league in three-point %, 50.9%. Named 2017 All-Star Reserve.
- Played 32 minutes, shooting 7-9 from the field, 1-2 from 3-point range, 1-2 from the free-throw line, had 4 rebounds, 5 assists, and led the game in scoring with 16 points versus Indiana on 7/17.
- Played 31 minutes, shooting 6-11 from the field, tying a career high 4-5 from 3-point range, 1-1 from the free-throw line, had 2 rebounds, 3 assists, 1 steal, and scored 17 points versus Connecticut on 7/13.
- Played 34 minutes, shooting 4-10 from the field, had 1 rebound, 6 assists, 2 steals, 1 block, and scored 8 points at Seattle on 7/8.
- Played 34 minutes, shooting 6-13 from the field, connecting on 3-6 from 3-point range for the 3rd straight game, 1-2 from the free-throw line, had 2 assists, season high tying 2 steals, and scored 16 points at Minnesota on 7/6.

LASparks.com
 @LA_Sparks

WNBA CURRENT STANDINGS AS OF 7/19/17

EASTERN CONFERENCE	RECORD	WESTERN CONFERENCE	RECORD
Connecticut Sun	12-9	Minnesota Lynx	16-2
Washington Mystics	12-9	<u>Los Angeles Sparks</u>	<u>14-5</u>
New York Liberty	10-9	Phoenix Mercury	11-9
Atlanta Dream	9-11	Dallas Wings	10-12
Indiana Fever	8-12	Seattle Storm	9-11
Chicago Sky	7-13	San Antonio Stars	2-18

TEAM RECORDS

	Record	Home	Road	OT	2OT
Overall	(14-5)	(9-0)	(5-5)	(0-0)	(0-0)
West	(5-3)	(4-0)	(1-3)	(0-0)	(0-0)
East	(9-2)	(5-0)	(4-2)	(0-0)	(0-0)
Streaks:	(2-0)	(9-0)	(0-2)	--	--

LOS ANGELES SPARKS ROSTER

NO	PLAYER	POS	HT	WT	DOB	FROM	YRS
0	Alana Beard	G-F	5-11	160	5/14/82	Duke	11
17	Essence Carson	F-G	6-0	163	7/28/86	Rutgers	9
26	Maimouna Diarra	C	6-6	198	1/30/91	Senegal	R
12	Chelsea Gray	G	5-11	170	10/8/92	Duke	2
33	Tiffany Jackson-Jones	F	6-3	185	4/26/85	Texas	8
42	Jantel Lavender	C	6-4	185	11/12/88	Ohio State	6
30	Nneka Ogumike	F	6-2	174	7/2/90	Stanford	5
3	Candace Parker	F-C	6-4	175	4/19/86	Tennessee	9
1	Odyssey Sims	G	5-8	160	7/13/92	Baylor	3
24	Sydney Wiese	G	6-0	150	6/16/95	Oregon State	R
2	Riquna Williams	G	5-7	165	5/28/90	Miami (FLA)	4

BASKETBALL OPERATIONS STAFF

Head Coach	Brian Agler (Whittenberg)
Assistant Coach	Tonya Edwards (Tennessee)
Assistant Coach	Bobbie Kelsey (Stanford)
Athletic Trainer	Courtney Watson (California)
Strength-and-Condition Coach	Kelly Dormandy (Springfield)

PRONUNCIATION GUIDE

Brian Agler	AGG-ler
Alana Beard	ah-LAY-nah
Nneka Ogumike	NEH-kuh Oh-gwoo-MIH-kay
Sydney Wiese	WEECE (rhymes with REESE)
Riquna Williams	rih-QUAHN-uh

HOW THE 2017 LOS ANGELES SPARKS WERE BUILT

DRAFT

Candace Parker (1st pick, 2008)
Jantel Lavender (5th pick, 2011)
Nneka Ogumike (1st pick, 2012)
Sydney Wiese (11th pick, 2017)

FREE AGENCY

Alana Beard (2/8/12)
Essence Carson (3/31/16)
Tiffany Jackson-Jones (2/7/17)
Maimouna Diarra (5/12/17)

TRADE

Riquna Williams (from DAL 3/1/16)
Chelsea Gray (from CON 4/15/16)
Odyssey Sims (from DAL, 2/17/17)

RECENT TRANSACTIONS

July 3, 2017	Waived Ify Ibekwe
May 12, 2017	Agree to contract with Maimouna Diarra
April 3, 2017	Named Bobbie Kelsey Assistant Coach
February 15, 2017	Agree to contract extension with F Nneka Ogumike and Jantel Lavender
February 9, 2017	Agree to contract extension with F Candace Parker
February 8, 2017	Re-signed G Alana Beard, Signed C Avery Warley-Tablert, F Ify Ibekwe and G Jamie Weisner
February 7, 2017	Agree to contract with Tiffany Jackson-Jones



LOS ANGELES SPARKS MEDIA HEADSHOTS



#0 Alana Beard
Guard/Forward



#17 Essence Carson
Forward/Guard



#26 Maimouna Diarra
Center



#12 Chelsea Gray
Guard



#33 Tiffany Jackson-Jones
Forward




#42 Jantel Lavender
Center



#30 Nneka Ogwumike
Forward



#3 Candace Parker
Forward/Center



#1 Odyssey Sims
Guard



#24 Sydney Wiese
Guard




#2 Riquna Williams
Guard



Brian Agler
Head Coach



Tonya Edwards
Assistant Coach



Bobbie Kelsey
Assistant Coach



Courtney Watson
Athletic Trainer



Kelly Dormandy
Strength & Conditioning
Coach

INDIANA FEVER

All-Time Record: LAS leads, 24-11

All-Time Home Record vs Fever: LAS leads 15-3

All-Time Road Record vs. Fever: LAS leads 9-8

Current Streak: LAS WON 2

Current Home Streak: LAS WON 4

Current Road Streak: LAS WON 1

Last Win: vs IND (7/17/17), 80-62 @ Staples Center

Last Loss: @ IND (5/24/17), 90-93 @ Bankers Life Field

Most Points: LAS 94, 2 times (8/16/13, 7/6/16), IND 98 (7/31/11)

Fewest Points: LAS 56 (7/5/07), IND 51 (7/19/04)

Largest Victory: LAS 31 (7/19/04), IND 35 (7/31/11)

- The Sparks extended their home winning streak to 9 straight wins, the only WNBA team to remain undefeated at home and are 14-5 on the season.
- Alana Beard scored her 4500th career point with her first 3-pointer of the game at 7:13 in the first quarter.
- The Sparks started the 1st quarter with a 12-4 run but would finish only leading by 3, 22-19.
- Riquana Williams drained two 3-pointers in the first quarter as the Sparks connected 4-6 (66.7%) from three-point range.
- Four players finished the 1st half with 8 points, Sparks Ogwumike and Williams; and Fever's Dupree and Wheeler.
- Riquana Williams led both benches, scoring 8 points in the 1st half.
- The Los Angeles Sparks defense held the Fever to 12 points in the 3rd quarter and they led by as many as 19 points.
- Candace Parker scored 14 points and had the game high 4 blocked shots (second most this season).
- Riquana Williams led all benches with 10 points, shooting 3-6 from the floor. Riquana has scored in double figures in three of the last five games and in seven games this season.
- Nneka would finish the night with her second straight double-double (fifth of the season) scoring 14 points and a game high 12 rebounds. Nneka would also have the game high in assists with 6.
- Chelsea Gray led all scorers with 16 points.
- Sparks finished the night shooting 34-64 (53.1%) compared to Indiana's 23-58 (39.7%).
- Los Angeles outscored Indiana in the paint scoring 52 points (26/39) versus Indiana's 16 points (8/20).
- Sparks bench outscored the Fever's bench 27-19.
- The Sparks are currently ranked first in the league, averaging 8.7 spa.

- After trailing by 8, the Fever responded with a 10-3 run to cut the lead to 1, 15-14.
- Briann January led the Fever scoring 12 points for Indiana.
- Rookie Erica McCall, playing near her hometown of Bakersfield, Calif., netted a career-high eight points.
- Tiffany Mitchell's 3-pointer gave Indiana its only lead of the game, 27-26, but from that point the defending champions reeled off 10 unanswered points for a 37-27 bulge.
- Indiana continues a four-game road swing when it visits Phoenix on Wednesday.

May 24 @ IND	L 90-93
June 24 @ IND	W 84-73
July 17 @ LAS	W 80-62

NATIONAL BASKETBALL ASSOCIATION

Monday, July 17, 2017 STAPLES Center, Los Angeles, CA

Officials: #26 Jonathan Sterling. #44 Janetta Graham. #62 Jeff Wooten

OFFICIAL SCORER'S REPORT
FINAL BOX

Game Duration: 1:49

Attendance: 11,386

VISITOR: Indiana Fever (7-12)

		POS	MIN	FG	FGA	3P	3PA	FT	FTA	OR	DR	TOT	A	PF	ST	TO	BS	+/-	PTS
25	Marissa Coleman	F	28:00	1	4	1	4	0	0	0	4	4	1	1	1	2	0	0	3
4	Candice Dupree	F	30:02	4	11	0	0	3	3	2	0	2	4	1	0	3	1	0	11
11	Natalie Achonwa	C	21:07	3	6	0	0	0	0	3	5	8	2	3	0	2	0	0	6
20	Briann January	G	32:24	5	11	2	4	0	0	0	2	2	2	3	0	4	0	0	12
17	Erica Wheeler	G	21:49	4	8	3	5	0	0	0	2	2	2	4	1	2	0	0	11
3	Tiffany Mitchell		29:42	2	10	1	6	2	2	0	3	3	3	2	0	2	1	0	7
2	Erlana Larkins		18:53	0	1	0	0	1	2	2	1	3	1	1	0	1	1	0	1
22	Erica McCall		9:58	4	7	0	0	0	0	0	1	1	0	0	1	0	0	0	8
32	Jeanette Pohlen-Mavunga		8:05	0	0	0	0	3	3	0	1	1	0	0	0	0	0	0	3
1	Jazzmon Gwathmey	DNP - Coach's Decision																	
5	Jennifer Hamson	DNP - Coach's Decision																	
42	Shenise Johnson	NWT - Tom left A.C.																	
			200:00	23	58	7	19	9	10	7	19	26	15	15	3	16	3	0	62
					39.7 %		36.8 %		90.0 %		TM REB: 1			TOT TO: 18 (18 PTS)					

HOME: LOS ANGELES SPARKS (14-5)

	POS	MIN	FG FGA	3P 3PA	FT FTA	OR DR	TOT	A PF	ST TO	BS +/-	PTS
17 Essence Carson	F	13:59	2 2	0 0	0 0	0 0	0 0	1 0	0 0	0 0	0
30 Nneka Ogwumike	F	31:58	7 13	0 1	0 0	2 10	12 6	0 3	0 0	0 0	14
3 Candace Parker	C	26:23	6 12	0 1	2 2	1 8	9 3	1 3	4 4	0 0	14
0 Alana Beard	G	28:27	2 7	1 2	0 0	1 1	2 0	1 1	0 1	0 0	5
12 Chelsea Gray	G	32:21	7 9	1 2	1 2	1 3	4 5	1 0	4 0	0 0	16
42 Jantel Lavender		19:03	2 4	0 0	1 2	0 1	1 3	1 1	1 0	0 0	5
2 Riquna Williams		22:25	3 6	2 2	2 2	0 1	1 1	4 3	2 0	0 0	10
1 Odyssey Sims		15:49	4 7	0 0	1 1	0 1	1 0	2 1	1 0	0 0	9
24 Sydney Wiese		6:59	1 4	1 2	0 0	0 1	1 0	1 0	0 0	0 0	3
33 Tiffany Jackson-Jones		1:53	0 0	0 0	0 0	0 0	0 0	0 0	0 0	0 0	0
26 Maimouna Diarra		0:43	0 0	0 0	0 0	0 0	1 1	0 0	0 0	0 0	0
		200:00	34 64	5 10	7 9	5 27	32 19	11 12	12 5	0 0	80
			53.1 %	50.0 %	77.8 %	TM REB: 9		TOT TO: 14 (15 PTS)			

SCORE BY PERIOD

Fever	19	15	12	16	62
SPARKS	22	20	19	19	80

Points in the Paint: Fever 16 (8/20), SPARKS 52 (26/39)
2nd Chance Points: Fever 10 (4/5), SPARKS 10 (4/6)
Fast Break Points: Fever 3 (1/1), SPARKS 9 (4/5)

Biggest Lead: Fever 1, SPARKS 19
Lead Changes: 2
Times Tied: 5

FINAL

INDIANA 62

LOS ANGELES	80
-------------	----

Staples Center, Los Angeles, CA

SCORE	1	2	3	4	OT	FINAL
-------	---	---	---	---	----	-------

IND	19	15	12	16	62
LAS	22	20	19	19	80

HIGHLIGHTS

Biggest Lead:

Sparks: 19 | Fever: 1

Lead Changes: 2 | Times Tied: 5

CONTINUED LAST GAME RECAP: JULY 17, 2017 VS. INDIANA FEVER

LAST GAME INDIVIDUAL GAME PERFORMANCE		
LOS ANGELES	HIGHS	INDIANA
Gray - 16	POINTS	January - 12
Ogwumike - 12	REBOUNDS	Achonwa - 8
Ogwumike - 6	ASSISTS	Dupree - 4
Parker - 4	BLOCKS	Dupree, Mitchell, Larkins - 1
Gray - 32	MINUTES	January - 32

KEY FACTORS		
LOS ANGELES	HIGHS	INDIANA
15	TO PTS	18
52	Points in the Paint	16
10	2nd Chance Pts	10
9	Fast Break Pts	3
27	Bench	19

2017 REGULAR SEASON STATISTICS		
LOS ANGELES	HIGHS	INDIANA
Ogwumike - 20.1	POINTS	Dupree - 13.9
Parker - 8.1	REBOUNDS	Dupree - 5.5
Parker - 4.3	ASSISTS	January - 3.6
Beard - 2.0	STEALS	Johnson - 1.5
Parker - 2.1	BLOCKS	Gwathmey - 0.6
Beard, Gray - 32.7	MINUTES	Dupree - 32.2

CHICAGO SKY

SERIES NOTES

All-Time Record vs Sky: 18-6
 All-Time Home Record vs Sky: 10-2
 All-Time Road Record vs. Sky: 8-4
 Current Streak: WON 6
 Current Home Streak: WON 3
 Current Road Streak: WON 4

Last Win: vs. CHI (6/6/17), 79-70 @ Staples Center
 Last Loss: vs. CHI (7/1/14), 90-83 @ Staples Center
 Most Points Scored: LAS - 102 (6/6/14), CHI - 94 (6/29/13)
 Fewest Points Scored: LAS - 63 (7/29/09), CHI - 55 (5/30/06)
 Largest Winning Margin: LAS - 17 (5/22/07), CHI - 12 (3 times)
 Largest Losing Margin: LAS - 12 (3 times), CHI - 17 (5/22/07)

WHAT TO LOOK FOR:

-The Sparks will look to take a 2-0 season series lead over the Sky and continue their home winning streak to 10 games.
 -July 20 will be Los Angeles Camp Day and is expected to be a sellout full of the local youth. Tip-off is at 12:30 p.m.
 -The Sparks will need to improve their shooting as they were 22-64 (34.4%) from the field in the last game against the Sky.

Last Game Recap:

Nneka Ogumike had 20 points and 11 rebounds for her first double-double of the season, and the Los Angeles Sparks beat the Chicago Sky 79-70 on Tuesday night.

Los Angeles was just 4-of-16 shooting in the third quarter, but scored on its first three possessions of the fourth for a 62-53 lead. Chicago got within 67-62, but Alana Beard's back-door cut for a layup and Chelsea Gray's basket in traffic made it a nine-point lead with 2:13 to go.

Beard finished with 18 points and Candace Parker added 12 for Los Angeles (4-2), which remained unbeaten at home. Ogumike was just 5 of 17 from the floor, but made nine of Los Angeles' 31 free throws.

The Sparks forced 18 turnovers. Courtney Vandersloot scored 13 points and Allie Quigley added 12 for Chicago (1-7). Cappie Pondexter struggled on 2-of-11 shooting for eight points.

FINAL

CHICAGO 70
 LOS ANGELES 79
 Staples Center, Los Angeles, CA
 SCORE 1 2 3 4 OT FINAL
 CHI 13 22 18 17 70
 LAS 18 23 15 23 79

HIGHLIGHTS

Biggest Lead:
 Sparks: 12 | Sky: 0
 Lead Changes: 0 | Times Tied: 1

2017 vs. Chicago

June 6 CHI W, 79-70
 July 20 CHI 12:30 p.m. PST
 August 18 @ CHI 7:30 p.m. PST

NATIONAL BASKETBALL ASSOCIATION

OFFICIAL SCORER'S REPORT
FINAL BOX

Tuesday, June 06, 2017 STAPLES Center, Los Angeles, CA
 Officials: #19 Tami Cruise, #30 Thomas Nunez, #5 Natalie Sago

Game Duration: 2:08
 Attendance: 8,523

VISITOR: Chicago Sky (1-7)

	POS	MIN	FG	FGA	3P	3PA	FT	FTA	OR	DR	TOT	A	PF	ST	TO	BS	+/-	PTS
1	Tamara Young	F 29:53	2	8	0	3	0	0	0	3	3	2	1	2	2	0	0	4
51	Jessica Brakeland	F 15:45	1	8	0	1	3	4	0	1	1	1	1	0	3	1	0	5
31	Stephanie Johnson	C 22:08	5	9	0	1	0	0	1	6	7	1	5	0	3	0	0	10
14	Allie Quigley	G 27:28	5	8	2	3	0	0	0	2	2	5	5	0	3	1	0	12
23	Cappie Pondexter	G 30:51	2	11	0	0	4	4	0	5	5	1	5	0	2	0	0	8
22	Courtney Vandersloot	29:40	4	9	1	3	4	5	2	4	8	5	4	0	3	0	0	13
32	Cheyenne Parker	11:30	1	2	0	0	1	2	1	3	4	0	3	1	0	1	0	3
34	Imani Boyette	23:53	3	7	1	1	0	0	3	6	9	1	3	1	2	1	0	7
11	Amber Harris	1:07	1	1	0	0	0	0	1	0	1	0	0	0	0	0	0	2
2	Kahleah Copper	7:44	3	8	0	1	0	0	0	0	0	0	1	0	1	0	0	6
25	Makayla Epps	DNP - Coach's Decision																
24	Kelsie Hampton	DNP - Coach's Decision																
200:00			27	85	4	13	12	15	8	30	38	18	28	4	19	4	0	70
			41.5 %			30.8 %			80.0 %			TM REB: 10			TOT TO: 19 (15 PTS)			

HOME: LOS ANGELES SPARKS (4-2)

	POS	MIN	FG	FGA	3P	3PA	FT	FTA	OR	DR	TOT	A	PF	ST	TO	BS	+/-	PTS
17	Essence Carson	F 20:00	1	3	1	1	2	2	1	1	2	2	2	1	0	1	0	5
30	Nneka Ogumike	F 34:51	5	17	1	3	9	11	1	10	11	3	1	4	0	1	0	20
3	Candace Parker	C 29:44	4	10	1	3	3	4	1	4	5	2	2	2	4	2	0	12
0	Alana Beard	G 31:32	7	10	0	1	4	4	0	3	3	2	4	3	1	1	0	18
12	Chelsea Gray	G 30:49	2	10	0	3	1	3	0	4	4	5	1	0	0	1	0	5
1	Odyssey Sims	22:20	1	3	0	0	5	8	1	1	2	1	3	1	1	0	0	7
42	Jantel Lavender	14:53	1	6	0	0	2	2	2	1	3	1	2	1	0	0	0	4
2	Riquna Williams	14:32	1	4	1	2	1	2	1	0	1	1	0	1	1	0	0	4
33	Tiffany Jackson-Jones	0:35	0	0	0	0	4	8	0	1	1	0	0	0	0	0	0	4
25	Ity Isikane	0:22	0	1	0	0	0	0	0	0	0	0	0	0	0	0	0	0
24	Sydney Wise	0:22	0	0	0	0	0	0	0	0	0	0	0	0	0	0	0	0
28	Mulmona Dura	DNP - Coach's Decision																
200:00			22	84	4	13	31	40	7	25	32	17	15	13	7	8	0	79
			34.4 %			30.8 %			77.5 %			TM REB: 12			TOT TO: 9 (7 PTS)			

SCORE BY PERIOD	1	2	3	4	FINAL
Sky	13	22	18	17	70
SPARKS	18	23	15	23	79

Points in the Paint: Sky 40 (20/27), SPARKS 24 (12/36)
 2nd Chance Points: Sky 10 (8/8), SPARKS 8 (1/8)
 Fast Break Points: Sky 4 (1/1), SPARKS 0 (0/0)

Biggest Lead: Sky 0, SPARKS 12
 Lead Changes: 0
 Times Tied: 1

CHICAGO SKY

FINAL

CHICAGO 94

SEATTLE 83

KeyArena, Seattle, WA

SCORE 1 2 3 4 OT FINAL

CHI 11 30 21 32 94

SEA 29 13 17 24 83

HIGHLIGHTS

Biggest Lead:

Sky: 11 | Storm: 20

Lead Changes: 9 | Times Tied: 6

NATIONAL BASKETBALL ASSOCIATION

OFFICIAL SCORER'S REPORT
FINAL BOX

Tuesday, July 18, 2017 KeyArena, Seattle, WA

Officials: #14 JB DeRosa, #41 Cheryl Flores, #53 Jeff Smith

Game Duration: 1:56

Attendance: 8,358

VISITOR: Chicago Sky (7-13)

	POS	MIN	FG	FGA	3P	3PA	FT	FTA	OR	DR	TOT	A	PF	ST	TO	BS	+/-	PTS
1 Tamera Young	F	30:56	5	12	1	4	0	0	1	1	2	0	2	4	2	1	0	11
51 Jessica Breland	F	18:14	2	6	0	0	2	2	2	2	4	2	1	0	1	1	0	6
31 Stefanie Dolson	C	28:30	2	7	0	1	4	4	1	7	8	4	4	0	3	0	0	8
14 Allie Quigley	G	29:32	9	16	6	10	1	1	0	2	2	3	2	1	2	0	0	25
22 Courtney Vandersloot	G	34:08	1	8	0	4	0	0	0	3	3	6	3	2	1	0	0	2
34 Imani Boyette		18:58	3	7	0	0	3	4	2	2	4	0	3	0	0	0	0	9
2 Kahleah Copper		10:16	4	6	0	1	1	1	0	0	0	0	2	1	0	0	0	9
32 Cheyenne Parker		14:18	4	6	0	0	2	2	3	1	4	1	2	0	0	0	0	10
24 Keisha Hampton		15:09	5	8	2	4	2	2	1	0	1	0	1	1	0	0	0	14
25 Makayla Epps	DNP - Coach's Decision																	
11 Amber Harris	DNP - Coach's Decision																	
23 Cappie Pondexter	NWT - Concussion Protocol																	
200:00			35	76	9	24	15	16	10	18	28	16	20	9	9	2	0	94
			46.1 %		37.5 %		93.8 %		TM REB: 8		TOT TO: 10 (12 PTS)							

HOME: SEATTLE STORM (9-11)

	POS	MIN	FG	FGA	3P	3PA	FT	FTA	OR	DR	TOT	A	PF	ST	TO	BS	+/-	PTS
32 Alysha Clark	F	29:04	2	5	0	2	4	4	2	0	2	1	3	0	1	0	0	8
30 Breanna Stewart	F	38:08	6	14	1	4	12	13	1	10	11	3	3	0	4	1	0	25
1 Crystal Langhorne	C	27:55	7	9	0	0	2	3	1	7	8	0	1	0	2	0	0	16
24 Jewell Loyd	G	28:07	7	14	2	4	0	0	1	0	1	1	2	2	3	1	0	16
10 Sue Bird	G	31:54	4	7	2	3	0	0	0	0	0	9	2	2	6	0	0	10
2 Alexis Peterson		3:54	0	0	0	0	0	0	0	0	0	0	1	0	0	0	0	0
8 Carolyn Swords		11:08	0	1	0	0	1	2	1	2	3	0	2	0	0	0	0	1
3 Sami Whitcomb		14:47	1	5	1	5	2	2	1	3	4	2	2	1	0	0	0	5
7 Ramu Tokashiki		1:52	0	0	0	0	0	0	0	0	0	0	0	0	1	0	0	0
23 Kaleena Mosqueda-Lewis		2:43	0	0	0	0	0	0	0	0	0	0	0	0	1	0	0	0
45 Noelle Quinn		10:29	1	1	0	0	0	0	0	1	1	1	1	0	0	0	0	2
11 Lanay Montgomery	DNP - Coach's Decision																	
200:00			28	56	6	18	21	24	7	23	30	17	17	5	18	2	0	83
			50.0 %		33.3 %		87.5 %		TM REB: 7		TOT TO: 18 (23 PTS)							

SCORE BY PERIOD

	1	2	3	4	FINAL
Sky	11	30	21	32	94
STORM	29	13	17	24	83

Points in the Paint: Sky 42 (21/33), STORM 28 (14/24)

2nd Chance Points: Sky 14 (6/13), STORM 9 (3/5)

Fast Break Points: Sky 8 (4/4), STORM 4 (1/1)

Technical Fouls - Individual

Sky (1): Young 0:24.5 3rd

STORM: NONE

Technical Fouls - Defensive Three Second

Sky (1): 3:46 3rd

STORM (1): 1:58 3rd

Biggest Lead: Sky 11, STORM 20

Lead Changes: 9

Times Tied: 6

SEATTLE STORM

SERIES NOTES

All-Time Record: 34-33
 All-Time Home Record vs Storm: 22-21
 All-Time Road Record vs. Storm: 12-22
 Current Streak: LOST 1
 Current Home Streak: WON 2
 Current Road Streak: LOST 5

Last Win: vs SEA (5/13/17), 78-68 @ Staples Center
 Last Loss: @ SEA (7/8/17), 69-81 @ KeyArena
 Most Points: LAS 102, (5/26/13), SEA 99 (7/9/11)
 Fewest Points: LAS 47 (7/10/07), SEA 48 (9/14/08)
 Largest Victory: LAS 33 (5/26/13), SEA 36 (8/6/03)

WHAT TO LOOK FOR:

-The Sparks will look to close out the season series with Seattle and finish with a 2-1 record.
 -Last game of the Sparks four game homestand.
 -Ogwumike leads the Sparks averaging 22.0 ppg against the Storm.
 -Stewart leads the Storm averaging 26.0 ppg versus the Sparks.

2017 vs. Seattle

May 13 SEA W, 78-68
 July 8 @ SEA L, 69-81
 July 25 SEA 7:30 p.m. PST

Last Game Recap:

Breanna Stewart had 26 points and seven rebounds and the Seattle Storm beat the Los Angeles Sparks 81-69 on Saturday night.

Jewell Loyd added 22 points, and Sue Bird had 15 for Seattle (8-9). The Storm had lost four of five to slip to fifth in the Western Conference.

The Sparks (12-5) led 39-37 at the half, but the Storm rallied in the second half, outscoring defending champion Los Angeles by 14 over the final two quarters. Loyd made a 3-pointer with 9:15 to go in the third, sparking a 16-5 run for 53-46 lead. Stewart's two free throws with 5:33 remaining in the fourth made it 69-59 and Seattle cruised from there.

The Storm shot 52 percent from the field and held the Sparks to 37 percent.

Nneka Ogumike led the Sparks with 21 points, and Candace Parker added 10.

Los Angeles has lost two straight after winning eight in a row, also falling at Minnesota on Thursday, July 6, in a rematch of the WNBA Finals.

FINAL

LOS ANGELES 69
 SEATTLE 81
 KeyArena, Seattle, WA

SCORE	1	2	3	4	OT	FINAL
LAS	21	18	16	14		69
SEA	15	22	23	21		81

HIGHLIGHTS

Biggest Lead:
 SPARKS: 10 | STORM: 12
 Lead Changes: 10 | Times Tied: 7

NATIONAL BASKETBALL ASSOCIATION

OFFICIAL SCORER'S REPORT
FINAL BOX

Saturday, July 08, 2017 KeyArena, Seattle, WA
 Officials: #14 JB DeRose, #38 Katie Lukanich, #53 Jeff Smith

Game Duration: 1:49
 Attendance: 7,104

VISITOR: Los Angeles Sparks (12-5)

	POS	MIN	FG	FGA	3P	3PA	FT	FTA	OR	DR	TOT	A	PF	ST	TO	BS	+	PTS
17 Essence Carson	F	20:38	2	7	0	3	0	0	0	2	2	1	3	1	1	0	0	4
30 Nneka Ogumike	F	34:45	7	11	1	2	8	7	3	8	9	0	3	3	3	2	0	21
3 Candace Parker	C	22:50	4	11	2	5	0	0	2	8	8	1	2	1	1	2	0	10
0 Alana Beard	G	30:22	2	5	0	2	0	0	0	0	0	2	3	2	1	0	0	4
12 Chelsea Gray	G	34:28	4	10	0	3	0	0	1	0	1	8	1	2	1	1	0	8
42 Jantel Lavender		21:09	3	11	1	1	3	3	2	2	4	0	0	0	0	0	0	10
2 Riqun Williams		21:55	4	11	0	4	2	2	1	1	2	0	2	1	2	0	0	10
1 Odyssey Sims		7:31	0	2	0	1	2	2	0	0	0	0	1	1	1	0	0	2
24 Sydney Wise		5:10	0	2	0	2	0	0	0	1	1	0	1	0	0	0	0	0
28 Mahmouda Diarra		0:38	0	0	0	0	0	0	0	0	0	0	0	0	0	0	0	0
33 Tiffany Jackson-Jones		0:38	0	0	0	0	0	0	0	0	0	0	0	0	1	0	0	0
200:00			28	70	4	23	13	14	9	18	27	10	18	11	11	5	0	69
			37.1 %			17.4 %			92.9 %			TM REB: 9			TOT TO: 14 (17 PTS)			

HOME: SEATTLE STORM (8-9)

	POS	MIN	FG	FGA	3P	3PA	FT	FTA	OR	DR	TOT	A	PF	ST	TO	BS	+	PTS
32 Alysha Clark	F	31:08	1	3	0	0	3	4	1	5	8	4	1	0	1	0	0	5
30 Breanna Stewart	F	32:57	8	15	2	5	8	8	2	5	7	2	3	3	4	0	0	28
1 Crystal Langhorne	C	30:39	5	10	0	0	3	3	0	7	7	1	1	0	4	1	0	13
24 Jewell Loyd	G	33:49	8	13	3	4	3	3	1	3	4	4	1	0	2	0	0	22
10 Sue Bird	G	30:18	8	7	3	4	0	0	0	2	2	3	0	1	4	1	0	15
7 Ramon Toneyhill		18:24	0	3	0	0	0	0	0	0	0	0	3	3	0	1	0	0
3 Sam Whitcomb		13:00	0	2	0	1	0	0	0	0	0	0	0	1	0	0	0	0
45 Noelle Quinn		11:47	0	1	0	1	0	0	0	2	2	3	2	1	2	0	0	0
11 Luny Montgomery	DNP - Coach's Decision																	
23 Kaleena Mosqueda-Lewis	DND - Right Knee																	
2 Alecia Peterson	DNP - Coach's Decision																	
8 Carolyn Swords	DNP - Coach's Decision																	
200:00			28	54	8	15	17	18	4	24	28	20	12	5	18	3	0	81
			51.9 %			53.3 %			94.4 %			TM REB: 8			TOT TO: 18 (9 PTS)			

SCORE BY PERIOD

	1	2	3	4	FINAL
Sparks	21	18	16	14	69
Storm	15	22	23	21	81

Points in the Paint: Sparks 28 (14/28), STORM 28 (14/28)

2nd Chance Points: Sparks 14 (8/6), STORM 8 (2/8)

Fast Break Points: Sparks 2 (0/0), STORM 2 (1/1)

Technical Fouls - Individual

Sparks: NONE

STORM (2): Loyd 1/24 3rd, Stewart 0/19 3rd

Technical Fouls - Deliberate Three Second

Sparks: NONE

STORM (1): 200 1st

Biggest Lead: Sparks 10, STORM 12
 Lead Changes: 10
 Times Tied: 7

2017 TEAM BOX SCORE

Date	Opponent	MIN	FG-A	PCT	3PM-A	PCT	FTM-A	PCT	OFF	DEF	TOI	AST	STL	BLK	TO	PF	PTS
5/13	SEA	200	33-72	45.8	8-18	44.4	4-8	50.0	5	17	22	20	14	0	11	19	78
5/19	WAS	200	34-62	54.8	10-21	47.6	21-22	95.5	5	20	25	20	8	3	11	15	99
5/24	@IND	200	34-62	54.8	8-15	53.3	14-19	73.7	4	24	28	19	4	3	9	16	90
5/27	@ATL	200	25-60	41.7	4-12	33.3	19-23	82.6	11	21	32	18	3	7	17	20	73
5/30	@NYL	200	31-62	50.0	5-16	31.3	23-27	85.2	7	21	28	16	13	3	11	18	90
6/6	CHI	200	22-64	34.4	4-13	30.8	31-40	77.5	7	25	32	17	13	6	7	15	79
6/9	@DAL	200	36-72	50.0	3-11	27.3	15-15	100	7	22	29	14	7	5	15	20	90
6/10	@PHO	200	31-59	52.5	8-18	44.4	19-27	70.4	4	18	22	22	9	4	11	20	89
6/13	DAL	200	35-61	57.4	5-16	31.3	22-26	84.6	3	24	27	22	9	2	19	29	97
6/15	SAS	200	27-56	48.2	2-12	16.7	24-28	85.7	4	24	28	15	6	4	13	11	80
6/18	PHO	200	32-67	47.8	6-19	31.6	20-23	87.0	9	31	40	22	10	4	13	19	90
6/24	@IND	200	32-60	53.3	8-17	47.1	12-14	85.7	4	27	31	19	9	5	14	21	84
6/27	@CON	200	32-64	50.0	4-12	33.3	19-26	73.1	8	24	32	20	8	7	9	19	87
6/30	@ATL	200	31-60	51.7	8-17	47.1	15-20	75.0	8	25	33	16	9	5	18	17	85
7/2	WAS	200	28-68	41.2	8-19	42.1	12-15	80.0	10	24	34	17	7	3	9	16	76
7/6	@MIN	200	32-66	48.5	4-16	25.0	9-11	81.8	9	19	28	15	9	3	17	18	77
7/8	@SEA	200	26-70	37.1	4-23	17.4	13-14	92.9	9	18	27	10	11	5	11	16	69
7/13	CON	200	31-70	44.3	8-23	34.8	17-20	85.0	9	28	37	20	7	5	15	16	87
7/17	IND	200	34-64	53.1	5-10	50.0	7-9	77.8	5	27	32	19	12	5	12	11	80
7/25	SEA																
7/28	@SAS																
7/30	DAL																
8/4	NYL																
8/6	@DAL																
8/1	@MIN																
8/12	@PHO																
8/13	@NYL																
8/16	@WAS																
8/18	@CHI																
8/22	SAS																
8/24	@PHO																
8/27	MIN																
9/1	ATL																
9/3	CON																

2017 OPPONENT BOX SCORE

Date	Opponent	MIN	FG-A	PTC	3PM-A	PTC	FTM-A	PTC	OFF	DEF	TOI	AST	STL	BLK	TO	PF	PTS
5/13	SEA	200	26-50	52.0	4-16	25.0	12-12	100	3	24	27	20	4	7	23	16	68
5/19	WAS	200	31-62	50.0	9-24	37.5	18-19	94.7	8	18	26	23	7	1	14	18	89
5/24	@IND	200	36-67	53.7	11-16	68.8	10-14	71.4	7	23	30	16	3	1	8	16	93
5/27	@ATL	200	28-63	44.4	2-12	16.7	17-28	60.7	11	20	31	21	11	5	13	22	75
5/30	@NYL	200	30-66	45.5	9-21	42.9	6-12	50.0	11	19	30	18	7	2	18	21	75
6/6	CHI	200	27-65	41.5	4-13	30.8	12-15	80.0	8	30	38	16	4	4	19	28	70
6/9	@DAL	200	33-71	46.5	6-20	30.0	24-28	85.7	12	22	34	20	10	4	14	18	96
6/10	@PHO	200	29-65	44.6	9-24	37.5	20-23	87.0	11	19	30	16	6	3	14	26	87
6/13	DAL	200	35-61	57.	5-16	31.3	22-26	84.6	3	24	27	22	9	2	10	20	97
6/15	SAS	200	30-67	44.8	5-18	27.8	10-11	90.9	7	24	31	16	6	2	13	20	75
6/18	PHO	200	22-67	32.8	5-26	19.2	10-16	62.5	15	20	35	14	9	3	19	23	59
6/24	@IND	200	27-64	42.2	6-21	28.6	13-15	86.7	6	20	26	11	7	3	12	15	73
6/27	@CON	200	28-77	36.4	8-18	44.4	15-17	88.2	16	26	42	15	3	1	14	21	79
6/30	@ATL	200	31-66	47.0	3-10	30.0	11-20	55.0	9	20	29	25	8	2	14	20	76
7/2	WAS	200	24-66	36.4	4-19	21.1	17-19	89.5	10	22	32	10	5	5	11	18	69
7/6	@MIN	200	34-71	47.9	6-14	42.9	14-19	73.7	15	24	39	19	8	5	15	11	88
7/8	@SEA	200	28-54	51.9	8-15	53.3	17-18	94.4	4	24	28	20	5	3	18	12	81
7/13	CON	200	30-71	42.3	7-18	38.9	10-16	62.5	9	28	37	14	12	0	18	20	77
7/17	IND	200	23-58	39.7	7-19	36.8	9-10	90.0	7	19	26	15	3	3	16	15	62
7/25	SEA																
7/28	@SAS																
7/30	DAL																
8/4	NYL																
8/6	@DAL																
8/1	@MIN																
8/12	@PHO																
8/13	@NYL																
8/16	@WAS																
8/18	@CHI																
8/22	SAS																
8/24	@PHO																
8/27	MIN																
9/1	ATL																
9/3	CON																

SPARKS 2017 SCORING BREAKDOWN

SPARKS

OPPONENTS

Date	Opponent	Result	Score	1ST		2ND		3RD		TOT	1ST		2ND		3RD		TOT
				1ST	2ND	HAL	3RD	4TH	HAL		1ST	2ND	HAL	3RD	4TH	HAL	
5/13	SEA	W	78-68	20	18	38	16	24	40	78	21	16	37	12	19	31	68
5/19	WAS	W	99-89	34	25	59	19	21	40	99	22	26	48	22	19	41	89
5/24	@IND	L	90-93	28	27	55	10	25	35	90	23	18	41	27	25	52	93
5/27	@ATL	L	73-75	18	14	32	12	29	41	73	20	9	29	22	24	46	75
5/30	@NYL	W	99-89	16	20	36	30	24	54	90	21	17	38	26	11	37	75
6/6	CHI	W	79-70	18	23	41	15	23	38	79	13	22	35	18	17	35	70
6/9	@DAL	L	90-96	28	22	50	21	19	40	90	16	25	41	23	32	55	96
6/10	@PHO	W	89-87	19	20	39	26	24	50	89	18	22	40	21	26	47	87
6/13	DAL	W	97-87	23	25	48	24	25	49	97	8	27	35	17	35	52	87
6/15	SAS	W	80-75	25	21	46	12	22	34	80	11	15	26	24	25	49	75
6/18	PHO	W	90-59	38	15	53	19	18	37	90	17	19	36	12	11	23	59
6/24	@IND	W	84-73	20	26	46	19	19	38	84	23	17	40	12	21	33	73
6/27	@CON	W	87-79	27	18	45	23	19	42	87	17	22	39	17	23	40	79
6/30	@ATL	W	85-76	23	21	44	27	14	41	85	23	13	36	18	22	40	76
7/2	WAS	W	76-69	17	13	30	24	22	46	76	24	23	47	10	12	22	69
7/6	@MIN	L	77-88	14	22	36	25	16	41	77	25	21	46	22	20	42	88
7/8	@SEA	L	69-81	21	18	39	16	14	30	69	15	22	37	23	21	44	81
7/13	CON	W	87-77	18	28	46	23	18	41	87	32	13	45	12	20	32	77
7/17	IND	W	80-62	22	20	42	19	19	38	80	19	15	34	12	16	28	62
7/25	SEA																
7/28	@SAS																
7/30	DAL																
8/4	NYL																
8/6	@DAL																
8/1	@MIN																
8/12	@PHO																
8/13	@NYL																
8/16	@WAS																
8/18	@CHI																
8/22	SAS																
8/24	@PHO																
8/27	MIN																
9/1	ATL																
9/3	CON																

2017 RECORD WHEN...

QUICK OVERVIEW	RECORD
Overall	14-5
Home	9-0
Road	5-5
vs. Western Conference	5-3
vs. Eastern Conference	9-2

BREAKDOWN	RECORD
vs. teams .500+ (day of game)	6-1
vs. teams sub .500 (day of game)	8-4
Games 1-10	7-3
Games 11-20	7-2
Games 21-34	N/A
Pre All-Star Break	14-5
Post All-Star Break	N/A

DAYS OF REST	
Back-to-back games	1-0
1 day between games	2-1
2 days between games	3-0
3 days between games	4-3
4+ days between games	4-1

BY DAY	RECORD	HOME	ROAD
Monday	1-0	1-0	
Tuesday	4-0	2-0	2-0
Wednesday	0-1		0-1
Thursday	2-1	2-0	0-1
Friday	2-1	1-0	1-1
Saturday	3-2	1-0	2-2
Sunday	2-0	2-0	

BY MONTH	RECORD	HOME	ROAD
May	3-2	2-0	1-2
June	8-1	4-0	4-1
July	3-2	3-0	0-2
August			
September			

SPARKS RECORD WHEN	RECORD
Shooting 45%+	11-3
Shooting sub 45%	3-2
Opponents shooting 45%+	5-4
Opponents shooting sub 45%	9-1
Bench outscores opponent bench	5-2
Bench outscored by opponent bench	7-3
Bench scoring is tied	2-0
Tied or more points in the paint	11-3
Fewer points in the paint	3-2
Score 70 + points	14-4
Score sub 70 points	0-1
Score 75+ points	14-3
Score sub 75 points	0-2
Opponent scores 75+ points	8-5
Opponent sub 75 points	6-0
More/tied rebounds than opponent	6-1
Fewer rebounds than opponent	8-4

STARTING LINEUPS	RECORD
Alana Beard, Nneka Ogumike, Tiffany Jackson-Jones, Riquna Williams, and Chelsea Gray	1-0
Essence Carson, Nneka Ogumike, Candace Parker, Alana Beard, and Chelsea Gray	9-4
Alana Beard, Nneka Ogumike, Candace Parker, Riquna Williams, and Chelsea Gray	4-1

2017 REGULAR SEASON SUPERLATIVES

LOS ANGELES SPARKS HIGHS

Points, Game.....	99 vs Washington 5/19
Points, First Half.....	59 vs Washington 5/19
Points, Second Half.....	54 @ New York 5/30
Points, 1Q.....	38 vs Phoenix 6/18
Points, 2Q.....	27 @ Indiana 5/24
Points, 3Q.....	30 @ New York 5/30
Points, 4Q.....	29 @ Atlanta 5/27
Points, Overtime.....	-
Field Goals Made, 1H....	22 @ Dallas 6/9
Field Goals Att, 1H.....	41 vs Seattle 5/13
Field Goal %, 1H.....	67.7% 2 times
Field Goals Made, 2H....	21 @ New York 5/30
Field Goals Att, 2H.....	38 @ Minnesota 7/6
Field Goal %, 2H.....	65.6% @ New York 5/30
Field Goals Made,Game..	36 @ Dallas 6/9
Field Goals Att,Game.....	72, 2 times
Field Goal %,Game.....	57.4% vs Dallas 6/13
3FG Made, Game.....	10 vs Washington 5/19
3FG Att, Game	23, 2 times
3FG Percentage, Game....	53.3% @ Indiana 5/24
Free Throws Made.....	31 vs Chicago 6/6
Free Throws Att.....	40 vs Chicago 6/6
FT Percentage.....	100% @ Dallas 6/9
Offensive Rebounds....	11 @ Atlanta 5/27
Defensive Rebounds...	31 vs Phoenix 6/18
Total Rebounds.....	40 vs Phoenix 6/18
Assists.....	22, 3 times
Steals.....	14 vs Seattle 5/13
Turnovers.....	21 @ Atlanta 5/27
Blocked Shots.....	7, 2 times
Personal Fouls.....	21, @ Indiana 6/24

OPPONENT HIGHS

Points, Game.....	96 @ Dallas 6/9
Points, First Half.....	48 vs Washington 5/19
Points, Second Half.....	55 @ Dallas 6/9
Points, 1Q.....	32 vs Connecticut 7/13
Points, 2Q.....	27 vs Dallas 6/13
Points, 3Q.....	27 @ Indiana 5/24
Points, 4Q.....	35 vs Dallas 6/13
Points, Overtime.....	-
Field Goals Made, 1H....	17, 3 times
Field Goals Att, 1H.....	38 @ Connecticut 6/27
Field Goal %, 1H.....	59.3% vs Seattle 5/13
Field Goals Made, 2H....	20 @ Indiana 5/24
Field Goals Att, 2H.....	39 @ Connecticut 6/27
Field Goal %, 2H.....	58.8% @ Indiana 5/24
Field Goals Made,Game..	36 @ Indiana 5/24
Field Goals Att,Game	77 @ Connecticut 6/27
Field Goal %, Game	53.7% @ Indiana 5/24
3FG Made.....	11 @ Indiana 5/24
3FG Att.....	26 vs Phoenix 6/18
3FG Percentage.....	68.8% @ Indiana 5/24
Free Throws Made.....	24 @ Dallas 6/9
Free Throws Att.....	30 vs Dallas 6/13
FT Percentage.....	94.7% vs Washington 5/19
Offensive Rebounds....	16 @ Connecticut 6/27
Defensive Rebounds...	30 vs Chicago 6/6
Total Rebounds.....	42 @ Connecticut 6/27
Assists.....	25 @ Atlanta 6/30
Steals.....	12 vs Connecticut 7/13
Turnovers.....	24 vs Seattle 5/13
Blocked Shots.....	7 vs Seattle 5/13
Personal Fouls.....	28 vs Chicago 6/6

Largest lead at any time.... 33 vs Phoenix 6/18
Largest deficit at any time... 19 at Minnesota 7/6

LOS ANGELES SPARKS LOWS

-Points, Game.....	69 @ Seattle 7/8
-Points, First Half.....	30 vs Washington 7/2
-Points, Second Half.....	30 @ Seattle 7/8
-Points, 1Q.....	14 @ Minnesota 7/6
-Points, 2Q.....	13 vs Washington 7/2
-Points, 3Q.....	10 @ Indiana 5/24
-Points, 4Q.....	14 @ Seattle 7/8
-Points, Overtime.....	-
-Field Goals Made, 1H...	10 @ New York 5/30
-Field Goals Att, 1H.....	27 vs San Antonio 6/15
-Field Goal %, 1H.....	33.3% @ New York 5/30
-Field Goals Made, 2H....	9 vs Chicago 6/6
-Field Goals Att, 2H.....	26 @ Atlanta 6/30
-Field Goal %, 2H.....	28.1% vs Chicago 6/6
-Field Goals Made,Game..	22 vs Chicago 6/6
-Field Goals Att,Game.....	56 vs San Antonio 6/15
-Field Goal %,Game.....	34.4% vs Chicago 6/6
-3FG Made, Game.....	2 vs San Antonio 6/15
-3FG Att, Game.....	11 @ Dallas 6/9
-3FG Percentage, Game..	16.7% vs San Antonio 6/15
-Free Throws Made.....	4 vs Seattle 5/13
-Free Throws Att.....	8 vs Seattle 5/13
-FT Percentage.....	50.0% vs Seattle 5/13
-Offensive Rebounds....	3 vs Dallas 6/13
-Defensive Rebounds...	17 vs Seattle 5/13
-Total Rebounds.....	22, 2 times
-Assists.....	10 @ Seattle 7/8
-Steals.....	3 @ Atlanta 5/27
-Turnovers.....	9, 2 times
-Blocked Shots.....	0 vs Seattle 5/13
-Personal Fouls.....	11, 2 times

OPPONENT LOWS

-Points, Game.....	59 vs Phoenix 6/18
-Points, First Half.....	26 vs San Antonio 6/15
-Points, Second Half.....	22 vs Washington 7/2
-Points, 1Q.....	8 vs Dallas 6/13
-Points, 2Q.....	9 @ Atlanta 5/27
-Points, 3Q.....	10 vs Washington 7/2
-Points, 4Q.....	11, 2 times
-Points, Overtime.....	-
-Field Goals Made, 1H...	11, 2 times
-Field Goals Att, 1H.....	27 vs Seattle 5/13
-Field Goal %, 1H.....	32.4 vs San Antonio 6/15
-Field Goals Made, 2H...	8 vs Phoenix 6/18
-Field Goals Att, 2H.....	23 vs SEA 5/13, @ SEA 7/8
-Field Goal %, 2H.....	24.2 vs Phoenix 6/18
-Field Goals Made,Game..	22 vs Phoenix 6/18
-Field Goals Att,Game	54 @ Seattle 7/8
-Field Goal %, Game.....	32.8% vs Phoenix 6/18
-3FG Made.....	2 @ Atlanta 5/27
-3FG Att.....	10 @ Atlanta 6/30
-3FG Percentage.....	16.7% @ Atlanta 5/27
-Free Throws Made.....	6 @ New York 5/30
-Free Throws Att.....	8 vs Seattle 5/13
-FT Percentage.....	50.0%, 2 times
-Offensive Rebounds....	3 vs Seattle 5/13
-Defensive Rebounds...	18 vs Washington 5/19
-Total Rebounds.....	26, 3 times
-Assists.....	10 vs Washington 7/2
-Steals.....	3, 2 times
-Turnovers.....	8 @ Indiana 5/24
-Blocked Shots.....	0 vs Connecticut 7/13
-Personal Fouls.....	11 @ Minnesota 7/6

2017 INDIVIDUAL HIGH PERFORMANCES

Sparks Individual Highs:

Points.....	29 Nneka Ogumike vs Connecticut 7/13
Field Goals Made...	11 Nneka Ogumike at Dallas 6/9 Candace Parker at Dallas 6/9
Field Goals Att.....	20 Nneka Ogumike vs Seattle 5/13 Nneka Ogumike at Dallas 6/9 Candace Parker at Dallas 6/9
FG% (Min. 8 FGM).....	88.9% (8-9) Nneka Ogumike vs Phoenix 6/18
3FG Made.....	6 Sydney Wiese vs Washington 5/19
3FG Att.....	10 Sydney Wiese vs Washington 5/19
Free Throws Made....	10 Nneka Ogumike at Indiana 5/24
Free Throws Att.....	11 Nneka Ogumike at Indiana 5/24 Nneka Ogumike vs Chicago 6/6
FT%(Min. 8 FTM).....	100% (9-9) Nneka Ogumike vs Washington 5/19
Offensive Rebounds	7 Candace Parker vs Washington 7/2
Defensive Rebounds	13 Candace Parker at Indiana 6/24
Total Rebounds.....	14 Nneka Ogumike at Minnesota 7/6
Assists.....	8 Chelsea Gray vs Seattle 5/13 Chelsea Gray at Phoenix 6/10
Steals.....	5 Alana Beard vs Seattle 5/13
Turnovers.....	7 Candace Parker vs Connecticut 7/13
Blocked Shots.....	5 Candace Parker at Connecticut 6/27
Personal Fouls.....	6 Essence Carson at Phoenix 6/10
Minutes Played.....	37:56 Candace Parker at Dallas 6/9

Opponent Individual Highs:

Points.....	28 Diggins-Smith vs Dallas 6/13
Field Goals Made...	11 Tina Charles at New York 5/30 Glory Johnson at Dallas 6/9
Field Goals Att.....	20 Glory Johnson at Dallas 6/9
FG% (Min. 8 FGM)...	66.7% (10-15) Isabelle Harrison vs San Antonio 6/15
3FG Made.....	6 Diana Taurasi at Phoenix 6/10
3FG Att.....	10 Diana Taurasi at Phoenix 6/10 Diana Taurasi vs Phoenix 6/18
Free Throws Made...	12 Skylar Diggins-Smith vs Dallas 6/13
Free Throws Att.....	13 Skylar Diggins-Smith vs Dallas 6/13
FT%(Min. 8 FTM).....	100% (10-10) Elena Delle Donne vs Washington 5/19 (8-8) Breanna Stewart at Seattle 7/8
Offensive Rebounds	10 Jonquel Jones at Connecticut 6/27
Defensive Rebounds	10 Alyssa Thomas at Connecticut 6/27
Total Rebounds.....	17 Jonquel Jones at Connecticut 6/27
Assists.....	12 Layshia Clarendon at Atlanta 5/27
Steals.....	5 Jasmine Thomas vs Connecticut 7/13
Turnovers.....	9 Jewell Loyd vs Seattle 5/13
Blocked Shots.....	4 Sylvia Fowles at Minnesota 7/6
Personal Fouls.....	6 Tiffany Hayes at Atlanta 6/30
Minutes Played	38:19 Bria Holmes at Atlanta 5/27

2017 TOP INDIVIDUAL PERFORMANCES

POINTS

29	Nneka Ogumike vs Connecticut 7/13
28	Nneka Ogumike at Dallas 6/9
27	Nneka Ogumike at Minnesota 7/6
25	Chelsea Gray at Atlanta 5/27
25	Candace Parker at Dallas 6/9
24	Nneka Ogumike at Indiana 5/24
24	Chelsea Gray at Phoenix 6/10
24	Chelsea Gray vs Dallas 6/13
23	Nneka Ogumike vs Seattle 5/13
23	Nneka Ogumike vs Washington 5/19
22	Nneka Ogumike at New York 5/30
22	Sydney Wiese vs Washington 5/19

TOTAL REBOUNDS

14	Nneka Ogumike at Minnesota 7/6
13	Nneka Ogumike at Dallas 6/9
13	Candace Parker at Indiana 6/24
13	Candace Parker at Atlanta 6/30
12	Candace Parker at Indiana 5/24
12	Nneka Ogumike vs Indiana 7/17
11	Candace Parker at New York 5/30
11	Nneka Ogumike vs Chicago 6/6
11	Candace Parker vs Washington 7/2
11	Nneka Ogumike vs Connecticut 7/13

ASSISTS

8	Chelsea Gray vs Seattle 5/13
8	Chelsea Gray at Phoenix 6/10
7	Candace Parker at Indiana 6/24
6	Odyssey Sims vs Seattle 5/13
6	Candace Parker at Indiana 5/24
6	Candace Parker at Atlanta 5/27
6	Chelsea Gray at New York 5/30
6	Candace Parker vs Phoenix 6/18
6	Chelsea Gray at Seattle 7/8
6	Candace Parker vs Connecticut 7/13
6	Nneka Ogumike vs Indiana 7/17

FIELD GOALS

11	Candace Parker at Dallas 6/9
11	Nneka Ogumike at Dallas 6/9
10	Nneka Ogumike vs Seattle 5/13
10	Nneka Ogumike at Minnesota 7/6
10	Nneka Ogumike vs Connecticut 7/13
9	Odyssey Sims vs Seattle 5/13
9	Chelsea Gray at Atlanta 5/27
9	Nneka Ogumike at New York 5/30
9	Nneka Ogumike at Connecticut 6/27
9	Candace Parker at Atlanta 6/30

OFFENSIVE REBOUNDS

7	Candace Parker vs Washington 7/2
6	Nneka Ogumike at Minnesota 7/6
5	Nneka Ogumike at Dallas 6/9
4	Nneka Ogumike at Atlanta 5/27
4	Nneka Ogumike at New York 5/30

STEALS

5	Alana Beard vs Seattle 5/13
4	Alana Beard vs Chicago 6/6
4	Nneka Ogumike at New York 5/30
4	Nneka Ogumike vs Chicago 6/6
4	Nneka Ogumike at Phoenix 6/10

3-PT. FIELD GOALS

6	Sydney Wiese vs Washington 5/19
4	Chelsea Gray vs Connecticut 7/13
3	Chelsea Gray, 5 times
3	Nneka Ogumike vs Seattle 5/13
3	Candace Parker vs Dallas 6/13
3	Essence Carson at Indiana 5/24
3	Riquna Williams at Phoenix 6/18

DEFENSIVE REBOUNDS

13	Candace Parker at Indiana 6/24
11	Candace Parker at Indiana 5/24
10	Nneka Ogumike vs Chicago 6/6
10	Candace Parker at Atlanta 6/30
10	Nneka Ogumike vs Connecticut 7/13
10	Nneka Ogumike vs Indiana 7/17

TURNOVERS

7	Candace Parker vs Connecticut 7/13
6	Chelsea Gray at Atlanta 5/27
6	Nneka Ogumike at Atlanta 6/30
5	Candace Parker at Atlanta 5/27
5	Candace Parker at Indiana 6/24
5	Candace Parker at Atlanta 6/30

FREE THROWS

10	Nneka Ogumike at Indiana 5/24
9	Nneka Ogumike vs Washington 5/19
9	Nneka Ogumike vs Chicago 6/6
8	Chelsea Gray vs San Antonio 6/15

BLOCKED SHOTS

5	Candace Parker at Connecticut 6/27
4	Candace Parker vs Indiana 7/17
3	Candace Parker at Atlanta 5/27
3	Candace Parker vs Phoenix 6/18

MINUTES PLAYED

37:56	Candace Parker at Dallas 6/9
37:53	Nneka Ogumike vs Seattle 5/13
37:12	Alana Beard vs San Antonio 6/15
36:52	Chelsea Gray at Connecticut 6/27
36:38	Alana Beard at Minnesota 7/6

2017 OFFENSIVE TALLIES

PLAYER	G-GS	10-19 PTS	20-29 PTS	30+ PTS	10+ REB	5+ AST	DBL-DBL	TPL-DBL
Alana Beard	19-19	8				2		
Essence Carson	16-13	3						
Maimouna Diarra	5-0							
Chelsea Gray	19-19	12	4			8		
Tiffany Jackson-Jones	14-1							
Jantel Lavender	17-0	3						
Nneka Ogwumike	19-19	7	12		5	1	5	
Candace Parker	18-18	11	5		4	8	5	
Odyssey Sims	16-0	1	1			3		
Sydney Wiese	16-0		1					
Riquna Williams	17-6	7						

2017 OFFENSIVE LEADERS (INCLUDES TIES)

PLAYER	MINUTES	POINTS	REBOUNDS	ASSISTS	STEALS	BLOCKS
Alana Beard	7			1	7	3
Essence Carson					2	1
Maimouna Diarra						
Chelsea Gray	6	5		7	1	2
Tiffany Jackson-Jones			1			1
Jantel Lavender						1
Nneka Ogwumike	4	12	10	1	10	4
Candace Parker	3	3	9	10	4	16
Odyssey Sims				1	1	1
Sydney Wiese						1
Riquna Williams					4	1

2016 REGULAR SEASON SUPERLATIVES

LOS ANGELES SPARKS HIGHS

Points, Game.....	102 at New York 9/7
Points, First Half.....	49 (2 times)
Points, Second Half.....	56 (2 times)
Points, 1Q.....	30 vs. Connecticut 6/24
Points, 2Q.....	26 (3 times)
Points, 3Q.....	32 vs. Atlanta 9/4
Points, 4Q.....	28 vs. Chicago 7/17
Points, Overtime.....	11 vs. Washington 5/26
Field Goals Made.....	40 at New York 9/7
Field Goals Att.....	75 at Chicago 9/2
Field Goal Percentage.....	61.4 vs. Connecticut 6/24
3FG Made.....	12 vs. Phoenix 6/3
3FG Att.....	28 vs. Chicago 7/17
3FG Percentage.....	50% (2 times)
Free Throws Made.....	25 at Indiana 6/12
Free Throws Att.....	29 vs. Connecticut 5/28
FT Percentage.....	100% (3 times)
Offensive Rebounds....	14 vs. Phoenix 6/3
Defensive Rebounds...	36 vs. San Antonio 7/20
Total Rebounds.....	41 at New York 9/7
Assists.....	28 vs. Chicago 7/17
Steals.....	10 (3 times)
Turnovers.....	24 at Los Angeles 5/15
Blocked Shots.....	9 vs. San Antonio 7/20
Personal Fouls.....	23 (4 times)

OPPONENT HIGHS

Points, Game.....	96 (2 times)
Points, First Half.....	56 vs. Chicago 7/17
Points, Second Half.....	52 (2 times)
Points, 1Q.....	36 vs. Chicago 7/17
Points, 2Q.....	31 at Indiana 6/1
Points, 3Q.....	32 at Minnesota 8/28
Points, 4Q.....	34 at Indiana 6/12
Points, Overtime.....	13 vs. Washington 5/26
Field Goals Made.....	41 vs. Minnesota 6/19
Field Goals Att.....	85 vs. Connecticut 6/24
Field Goal Percentage.....	58.1% vs. Indiana 7/10
3FG Made.....	11 (2 times)
3FG Att.....	26 vs. Connecticut 6/24
3FG Percentage.....	69.2% vs. Chicago 7/17
Free Throws Made.....	27 at Indiana 6/12
Free Throws Att.....	30 at Indiana 6/12
FT Percentage.....	100% at Phoenix 9/15
Offensive Rebounds....	16 (2 times)
Defensive Rebounds...	34 at San Antonio 6/14
Total Rebounds.....	45 at San Antonio 6/14
Assists.....	30 vs. Minnesota 6/19
Steals.....	13 at Dallas 6/16
Turnovers.....	17 (2 times)
Blocked Shots.....	10 at Atlanta 7/6
Personal Fouls.....	26 (2 times)

LOS ANGELES SPARKS LOWS

Points, Game.....	62 at Phoenix 9/15
Points, First Half.....	26 at Los Angeles 5/15
Points, Second Half.....	30 vs. Minnesota 5/22
Points, 1Q.....	11 at New York 7/6
Points, 2Q.....	7 vs. San Antonio 7/20
Points, 3Q.....	10 vs. Minnesota 5/22
Points, 4Q.....	10 at Atlanta 7/6
Points, Overtime.....	---
Field Goals Made.....	21 at Phoenix 9/15
Field Goals Att.....	49 at Los Angeles 5/15
Field Goal Percentage.....	35.0 at Phoenix 9/15
3FG Made.....	1 at Los Angeles 5/15
3FG Att.....	10 at Los Angeles 5/15
3FG Percentage.....	10% at Los Angeles 5/15
Free Throws Made.....	8 (2 times)
Free Throws Att.....	9 at Connecticut 6/10
FT Percentage.....	61.5 % at New York 7/6
Offensive Rebounds....	1 (2 times)
Defensive Rebounds...	15 at Dallas 6/16
Total Rebounds.....	22 at Indiana 6/1
Assists.....	10 at Phoenix 9/15
Steals.....	3 at Washington 9/9
Turnovers.....	8 (2 times)
Blocked Shots.....	0 (2times)
Personal Fouls.....	12 vs. Washington 7/15

OPPONENT LOWS

Points, Game.....	51 vs. Washington 7/15
Points, First Half.....	23 vs. Washington 7/15
Points, Second Half.....	28 vs. Washington 7/15
Points, 1Q.....	12 at Indiana 6/12
Points, 2Q.....	8 vs. Washington 7/15
Points, 3Q.....	8 vs. Minnesota 5/22
Points, 4Q.....	9 vs. Washington 7/15
Points, Overtime.....	---
Field Goals Made.....	20 vs. Washington 7/15
Field Goals Att.....	60 at San Antonio 7/8
Field Goal Percentage.....	29% vs. Washington 7/15
3FG Made.....	1 at Atlanta 7/6
3FG Att.....	7 at Minnesota 8/28
3FG Percentage.....	10% at Atlanta 7/6
Free Throws Made.....	5 vs. Washington 7/15
Free Throws Att.....	7 vs. Washington 7/15
FT Percentage.....	52.6% vs. Atlanta 6/28
Offensive Rebounds....	2 vs. Los Angeles 9/11
Defensive Rebounds...	16 (2 times)
Total Rebounds.....	22 vs. Connecticut 5/28
Assists.....	10 vs. Los Angeles 9/11
Steals.....	4 (3 times)
Turnovers.....	5 at Washington 9/9
Blocked Shots.....	0 (2 times)
Personal Fouls.....	15 at Washington 9/9

Sparks on the WNBA's All-Time Leader Boards

Career Points Leaders

21. Penny Taylor	4606
22. Alana Beard	4500
23. Tina Charles	4463
24. Jia Perkins	4354
25. Sophia Young-Malcolm	4300
26. Candace Parker	4285
27. Vickie Johnson	4243
28. Yolanda Griffith	4238
29. Plenette Pierson	4156

Career Rebounds Leaders

15. Sancho Lyttle	2322
16. Erika de Souza	2210
17. Candace Parker	2163
18. Crystal Langhorne	2159

Career Steals Leaders

3. Sheryl Swoopes	657
4. Katie Douglas	623
5. Alana Beard	621
6. Delisha Milton-Jones	619

Career Assists Leaders

20. Sheryl Swoopes	1037
21. Courtney Vandersloot	997
22. Nikki Teasley	982
23. Alana Beard	964
24. Kara Lawson	950
25. Candace Parker	944
26. Deanna Nolan	930
27. Kelly Miller	929
28. DeLisha Milton-Jones	921

Career Blocks Leaders

7. Sylvia Fowles	496
8. Brittney Griner	467
9. Candace Parker	450
10. Taj McWilliams-Franklin	443

Career Field Goals Made Leaders

21. Angel McCoughtry	1728
22. Alana Beard	1703
23. Asjha Jones	1688
24. Sophia Young	1659

SEATTLE'S BIRD, FIVE FORMER MVPs SELECTED TO START VERIZON WNBA ALL-STAR 2017

NEW YORK, July 11, 2017 – Sue Bird of the Seattle Storm joins five former WNBA MVPs in headlining the list of 10 players selected by fans, WNBA players and media to start in Verizon WNBA All-Star 2017.

With her 10th All-Star selection, Bird has tied Tamika Catchings for the most in WNBA history. Bird will represent the host Storm in the All-Star Game, which will take place on Saturday, July 22 at KeyArena in Seattle (3:30 p.m. ET on ABC).

In addition to Bird (guard), the Western Conference starters include WNBA regular-season MVPs Diana Taurasi of the Phoenix Mercury (guard), Maya Moore of the Minnesota Lynx (frontcourt) and **Candace Parker of the Los Angeles Sparks (frontcourt)**. The West lineup also features 2015 Finals MVP Sylvia Fowles of Minnesota (frontcourt). Moore and Fowles have led the Lynx to a WNBA-best 13-2 record in 2017.

The Eastern Conference starting lineup includes WNBA MVPs Tina Charles of the New York Liberty (frontcourt) and Elena Delle Donne of the Washington Mystics (frontcourt). Joining Charles and Delle Donne are three first-time All-Stars: Tiffany Hayes of the Atlanta Dream (guard) and Jonquel Jones (frontcourt) and Jasmine Thomas (guard) of the East-leading Connecticut Sun.

The starting lineups for the 14th WNBA All-Star Game were revealed today on ESPN's SportsCenter: Coast to Coast. The All-Star reserves, who will be selected by the WNBA's 12 head coaches, will be announced on Tuesday, July 18 during ESPN2's telecast of the Storm and the Chicago Sky (9 p.m. ET).

Minnesota's Cheryl Reeve will serve as the West head coach and New York's Bill Laimbeer will guide the East after the Lynx and Liberty finished with the best regular-season records in their respective conferences in 2016.

ESPYS 2017 - Parker Wins Best WNBA Player

Los Angeles Sparks Center, Candace Parker, was the recipient for "Best WNBA Player." Parker beat out fellow teammate Nneka Ogumike, Tina Charles, Maya Moore and Elena Delle Donne. This was Parker's fifth ESPY of her career.

Sparky Turns 10

Today's game also marks Sparks mascot Sparky's birthday. Sparky will be turning 10 years old and has invited his friends to join in his birthday celebration. Sparky's guest list includes: Bailey, Los Angeles Kings, and Joe and Josie Bruin, UCLA. There will be a birthday dance along for everyone to enjoy during halftime at today's game.

OGWUMIKE, STEWART HIGHLIGHT RESERVES FOR VERIZON WNBA ALL-STAR 2017

Reigning regular-season MVP Nneka Ogumike of the Los Angeles Sparks, reigning Rookie of the Year Breanna Stewart of the Seattle Storm and WNBA scoring leader Brittney Griner of the Phoenix Mercury were selected by the league's head coaches as reserves for Verizon WNBA All-Star 2017, the WNBA announced today.

Stewart is one of six reserves named as an All-Star for the first time. With three starters also earning their first selection, a total of nine players – seven from the Eastern Conference and two from the Western Conference – have been picked to make their All-Star debut at Verizon WNBA All-Star 2017 on Saturday, July 22 at KeyArena in Seattle (3:30 p.m. ET, ABC).

Ogumike and Griner, both four-time All-Star selections, were voted to the West frontcourt with Stewart. The West reserves also feature guards Seimone Augustus of the Minnesota Lynx, Skylar Diggins-Smith of the Dallas Wings and Chelsea Gray of the Sparks. Augustus and Diggins-Smith are All-Star veterans with seven and three selections, respectively, while Gray is a first-time pick.

Candace Parker Named Player of the Week 6/18/ & 7/2

Candace Parker was named the Western Conference Player of the Week ending 6/18/17 and 7/2/17.

Parker earned Player of the Week honors for the 20th time in her 10-year career. Behind the 2016 Finals MVP, the Sparks went 3-0 to improve to 12-3 overall. Among West players, the 6-4 Parker ranked No. 1 in rebounding (10.3 rpg) and blocks (2.33 bpg) and was tied for fifth in scoring (17.3 ppg) and assists (4.0 apg).

The two-time regular-season MVP tipped off her week with 14 points, seven rebounds, five blocks and three assists in an 87-79 win at Connecticut. Parker then recorded back-to-back doubles, starting with 21 points and 13 rebounds to go with five assists and two steals in an 85-76 victory at the Atlanta Dream on June 30. Two days later, the former University of Tennessee star notched 17 points, 11 rebounds and four assists in a 76-69 home win over the Washington Mystics.

LOS ANGELES' AGLER NAMED WNBA COACH OF THE MONTH

NEW YORK, July 5, 2017 – The Los Angeles Sparks' Brian Agler today was named the WNBA Coach of the Month for games played in June.

Agler guided the Sparks to a WNBA-best 8-1 mark for the month as Los Angeles finished June with an 11-3 record. Los Angeles went 4-0 at Staples Center in June and remains the only team to win every home game this season.

The Sparks closed the month on a seven-game winning streak, highlighted by a 90-59 home victory over the Phoenix Mercury on June 18 and road wins over the Indiana Fever, Connecticut Sun and Atlanta Dream in the final three games of June.

Los Angeles was powered by its defense, which led the WNBA in steals (8.89 spg) and ranked second in points allowed (78.0 ppg) and blocked shots (4.67 bpg). The Sparks were also second in the league in field goal percentage (49.4) and point differential (+8.8).

Agler will guide the defending WNBA champion Sparks (12-3) against the league-leading Minnesota Lynx (12-1) on Thursday, July 6 at 8 p.m. ET on ESPN2. Los Angeles will take an eight-game winning streak into its first meeting of the season against last year's Finals opponent.

2017 LOS ANGELES SPARKS SOCIAL MEDIA ROSTER

NO	PLAYER	TWITTER HANDLE	WEBSITE
0	Alana Beard	@Alanabeard20	
17	Essence Carson	@Pr3pe	https://soundcloud.com/PR3PE
26	Maimouna Diarra		
12	Chelsea Gray	@cgray209	
33	Tiffany Jackson-Jones	@tiffjack3	
42	Jantel Lavender	@jlav42	
30	Nneka Ogwumike	@Nnemkadi30	https://www.instagram.com/nnemkadi/
3	Candace Parker	@Candace_Parker	http://candaceparker.com/
1	Odyssey Sims	@Lucky_Lefty0	
24	Sydney Wiese	@swiesebaby24	
2	Riquna Williams	@riquna_w	
	Brian Agler	@brian_agler	
	Tonya Edwards		
	Bobby Kelsey	@BobbieKelsey	
	Los Angeles Sparks Official	@LA_Sparks	http://sparks.wnba.com/

2017 LOS ANGELES SPARKS ON SOCIAL MEDIA



Los Angeles Sparks
@LA_Sparks

Follow

Congrats @Alanabeard20 on making history as the 5th All-Time Steals leader in @WNBA! #WeRise



8:50 PM - 13 Jul 2017

34 Retweets 68 Likes



WNBA
@WNBA

Follow

Heading to #WNBAAllStar in Seattle...


@CGray209
@AllieQuigley
@AThomas_25
@E_Williams_1

Full ASG rosters: on.nba.com/2uxAhGJ



WNBA · 3m

Making her 4th #WNBAAllStar appearance, the 2013 ASG MVP, from the reigning champion @LA_Sparks... @Candace_Parker!



8 20



Los Angeles Sparks · @LA_Sparks · Jul 12

Congratulations to @Candace_Parker for being awarded the #ESPY for best @wnba player! 🏆



12 380 1.2K



WNBA
@WNBA

Follow

29 PTS
11 REB
10/14 FG
2/3 3FG
7/7 FT

@Nnemkadi30 led the @LA_Sparks to a big win over the Sun! #WatchMeWork



10:30 AM - 14 Jul 2017

BRIAN AGLER BIOGRAPHY

WNBA Head Coaching Record: 238-202
Los Angeles Sparks Head Coaching Record: 54-33
Seasons in the WNBA: 14th Season
Seasons with the Sparks: 3rd Season

HEAD COACH BRIAN AGLER

On Jan. 5, 2015, Agler became the 12th head coach in Los Angeles Sparks history, bringing with him over 30 years of head-coaching experience, including 11 in the WNBA. In his first season with LA, Agler led the Sparks to a league-best 15th postseason appearance. Just one year later he led them to a 26-8 regular season mark and the 2016 WNBA championship, the third league title in the franchise's history.

Along the way, three Sparks players earned major WNBA awards in 2016 -- Nneka Ogwumike (league MVP); Candace (Finals MVP); and Jantel Lavender (Sixth Woman of the Year). The 2016 championship, when coupled with the one captured by his Seattle Storm in 2010, made Agler the first head coach in WNBA history to guide two different franchises to a title.

The all-time winningest coach in women's professional basketball history in the U.S. with 296 regular-season victories, Agler enters the 2017 campaign with 224 wins as a WNBA head coach and 72 from his tenure in the ABL. On June 6, 2017, when the Sparks faced the Chicago Sky at the Staples Center, Head Coach Brian Agler notched his **300th regular season career win as a head coach**.

Immediately prior to joining the Sparks, Agler spent seven seasons (2008-14) at the helm of the Storm, guiding Seattle to the playoffs in each of his first six campaigns and compiling an overall regular-season record of 136-102 (.571) during his tenure there. In 2010, when Agler was recognized as the WNBA Coach of the Year, his Storm – led by league MVP Lauren Jackson and All-Star Sue Bird – captured the franchise's second WNBA title with an impressive regular 28-6 season record and a 7-0 run through the postseason.

Agler first joined the WNBA as Head Coach and GM of the expansion Minnesota Lynx from 1999-2002, where he compiled a 42-54 (.438) record. Following that, Agler was an assistant with the Phoenix Mercury in 2004 before spending 2005-07 as an assistant with the San Antonio Stars.

Agler's move to the WNBA's Lynx in 1999 followed three seasons as head coach of the ABL's Columbus Quest from 1996-1999, when his teams compiled a 72-18 regular-season record and a 10-4 mark in the postseason. Agler led the Quest to back-to-back ABL championships in 1997 and 1998 and was the ABL Coach of the Year for the 1996-97 campaign.

Agler spent 15 seasons coaching in the collegiate ranks, including 13 seasons as a head coach. He posted an impressive collegiate record of 248-135 (.648 winning percentage). From 1993-96 he served as the head women's basketball coach at Kansas State. In 1998, Agler took over as the head women's coach at the University of Missouri-Kansas City. In five seasons at UMKC, Agler was 85-54 and took the Kangaroos from a 9-16 record in 1988-89 to four straight winning seasons. Under his direction, UMKC led the NCAA in scoring defense three straight seasons (1990-93). In 1991, UMKC set an NCAA record, allowing just 51.8 points per game.

As the head women's basketball coach at Northeast Oklahoma A&M Junior College from 1984-88, Agler compiled a 124-42 record. In 1985-86, NEO A&M ranked second nationally at 30-2.

Agler attended Wittenberg University (Springfield, Oh.), where he starred on the basketball team, leading the Tigers to their only NCAA Division III basketball championship in basketball as a freshman. He started all 112 games during his career, leaving the school as the all-time assist leader (481). Agler was the MVP of the Ohio Athletic Conference and first-team All-America as a senior. In 1995, he was inducted into the Wittenberg Hall of Honor.

BRIAN AGLER BIOGRAPHY

BRIAN AGLER BY THE NUMBERS

WNBA CAREER HEAD COACHING STATS

Season	Team	Record	Pct.	Playoffs.
2017	Los Angeles Sparks	14-5	.737	
2016	Los Angeles Sparks	26-8	.765	5-3
2015	Los Angeles Sparks	14-20	.412	1-2
2014	Seattle Storm	12-22	.353	
2013	Seattle Storm	17-17	.500	0-2
2012	Seattle Storm	16-18	.471	1-2
2011	Seattle Storm	21-13	.618	1-2
2010	Seattle Storm	28-6	.824	7-0
2009	Seattle Storm	20-14	.588	1-2
2008	Seattle Storm	22-12	.647	1-2
2002	Minnesota Lynx	6-13	.316	
2001	Minnesota Lynx	12-20	.375	
2000	Minnesota Lynx	15-17	.469	
1999	Minnesota Lynx	15-17	.469	
WNBA TOTALS		238-202	.540	17-15 .531

ABL CAREER HEAD COACHING STATS

Season	Team	Record	Pct.	Playoffs.	Pct.
1998-99	Columbus Quest	5-1	.833		
1997-98	Columbus Quest	36-8	.818	5-2	
1996-97	Columbus Quest	31-9	.775	5-2	
ABL TOTALS		72-18	.800	10-4	.714

CAREER HEAD COACHING STATS

League	Record	Pct.	Playoffs.	Pct.
WNBA	238-202	.537	17-15	.531
ABL	72-18	.800	10-4	.714
CAREER TOTALS	310-220	.584	27-19	.587

#0	ALANA BEARD	GUARD/FORWARD	5-11	5/14/84	DUKE	EXP: 11
----	-------------	---------------	------	---------	------	---------

2017 Regular Season Averages:

G-GS	PPG	RPG	APG	SPG	BPG	MPG	FG%	3FG%	FT%
19-19	8.8	3.3	2.7	2.0	0.4	32.7	53.5	33.3	81.8

	2017 Season Highs	Career Highs
PTS	18 vs CHI 6/6	33, @ PHO 6/4/08
REB	6 @ CON 6/17	10, 2 Times
AST	5, 3 times	10, @ SAN 6/28/12
STL	5 vs SEA 5/13	7, 3 Times
BLK	2 @ ATL 6/30	4, 2 Times
FGM	7 vs CHI 6/6	13, vs SEA 7/23/06
3FGM	1, 5 times	6, @ ATL 6/3/08
FTM	7 vs NYL 5/30	11 (2 times)
MINs	37, 2 times	48, vs IND 6/18/05

2017 NOTABLES

Currently tied with teammate Ogwumike for the league lead in steals, averaging 2.0 spg, is three steals shy from moving into 4th on the NBA all-time list with 621 all-time steals, and has at least one steal in 17 of 19 games this season.

-Currently fifth in the league in minutes, averaging 32.7 minutes per game.

-Played 28 minutes, shooting 2-7 from the field, 1-2 from 3-point range, had 2 rebounds, 1 steal, 1 block, and scored 5 points for a career total of 4,500 versus Indiana on 7/17.

-Played 34 minutes, shooting 1-7 from the field, 3-4 from the free-throw line, had 4 rebounds, 5 assists, 2 steals, and score 5 points vs Connecticut on 7/13.

-Played 30 minutes, shooting 2-5 from the field, had 2 assists, 2 steals, and scored 4 points at Seattle on 7/8.

-Played a season high tying 37 minutes, shooting 4-11 from the field, had 5 rebounds, had the game high/season high tying 5 assists, 3 steals, 1 block, and scored 8 points at Minnesota 7/6.

GAME BY GAME STATS

Date	Opponent	MIN	FG-A	PCT	3PM-A	PCT	FTM-A	PCT	OFF	DEF	TOI	AST	STL	BLK	TO	PF	PTS
5/13	SEA	35	2-6	33.3	0-0	0.00	2-4	50.0	0	4	4	1	5	0	1	3	6
5/19	WAS	34	5-11	45.5	0-1	0.00	2-2	100	1	2	3	2	3	0	1	3	12
5/24	@IND	33	6-8	75.0	0-0	0.00	0-1	0.0	0	2	2	4	0	0	1	5	12
5/27	@ATL	33	1-2	50.0	0-0	0.00	2-2	100	2	3	5	3	0	0	1	4	4
5/30	@NYL	30	3-3	100	0-0	0.00	7-7	100	0	0	0	1	4	0	1	2	13
6/6	CHI	32	7-10	70.0	0-1	0.00	4-4	100	0	3	3	2	3	1	1	4	18
6/9	@ DAL	27	2-6	33.3	0-0	0.00	1-1	100	1	2	3	1	1	0	4	5	5
6/10	@ PHO	35	4-6	66.7	1-1	100	3-4	75.0	1	1	2	3	2	1	1	3	12
6/13	DAL	33	4-6	66.7	1-1	100	1-2	50.0	1	4	5	4	1	0	3	4	10
6/15	SAS	37	3-4	75.0	0-1	0.00	0-0	0.0	0	5	5	3	1	0	2	2	6
6/18	PHO	26	4-6	66.7	0-0	0.00	1-1	100	0	2	2	5	3	0	0	2	9
6/24	@IND	34	4-6	66.7	1-1	100	0-0	0.0	1	2	3	1	2	0	0	3	9
6/27	@ CON	33	5-10	50.0	0-1	0.00	0-0	0.0	0	6	6	4	1	0	2	4	10
6/30	@ATL	35	3-6	50.0	0-0	0.00	1-1	100	2	2	4	3	2	2	2	3	7
7/2	WAS	35	6-7	85.7	1-1	100	0-0	0.0	0	5	5	3	2	1	3	3	13
7/6	@MIN	37	4-11	36.4	0-1	0.0	0-0	0.0	1	4	5	5	3	1	1	2	8
7/8	@SEA	30	2-5	40.0	0-2	0.0	0-0	0.0	0	0	0	2	2	0	1	3	4
7/13	CON	34	1-7	14.3	0-2	0.0	3-4	75.0	1	3	4	5	2	0	4	4	5
7/17	IND	28	2-7	28.6	1-2	50.0	0-0	0.0	1	1	2	0	1	1	0	1	5
7/25	SEA																
7/28	@SAS																
7/30	DAL																
8/4	NYL																
8/6	@DAL																
8/1	@MIN																
8/12	@PHO																
8/13	@NYL																
8/16	@WAS																
8/18	@CHI																
8/22	SAS																
8/24	@PHO																
8/27	MIN																
9/1	ATL																
9/3	CON																

2017 Regular Season Averages:

G-GS	PPG	RPG	APG	SPG	BPG	MPG	FG%	3FG%	FT%
16-13	5.5	1.8	1.1	0.6	0.3	19.8	39.7	27.3	85.0

	2017 Season Highs	Career Highs
PTS	15 @ IND 5/24	28 VS. DET 9/10/09
REB	5 @ IND 5/24	11, vs. CHI 7/6/12
AST	3 @ ATL 5/27	7, @ CHI 6/30/15
STL	2 vs DAL 6/13, vs SAS 6/15	5, vs. CON 8/18/11
BLK	1, 3 Times	3, 3 Times
FGM	5 @ IND 5/24	11, 2 Times
3FGM	3 @ IND 5/24	4, vs. SAC 7/23/09
FTM	3 @ DAL 6/9, @ ATL 6/30	6, 2 Times
MINs	33 @ IND 5/24	46 (Indiana - 6/26/2008)

2017 NOTABLES

-Played 14 minutes, shooting a perfect 2-2 from the field, had 1 assist, and scored 4 points versus Indiana on 7/17.

-Played 13 minutes, shooting 1-5 from the field, had 1 rebound, 2 assists, 1 steal, 2 blocks, and scored 2 points versus Connecticut on 7/13

-Played 21 minutes, shooting 2-7 from the field, had 2 rebounds, 1 assist, 1 steal, and scored 4 points at Seattle on 7/8.

-Played 23 minutes, shooting 3-6 from the field, had 2 rebounds, 2 assists, and scored 6 points at Minnesota on 7/6.

-Played 9 minutes, shooting 0-4 from the field, had 1 rebound and did not score versus Washington on 7/2.

-Returned from her groin pull in Atlanta on 6/30 playing 21 points off the bench, shooting 4-5 from the field, 1-2 from 3-point range, 3-4 from the free-throw line, collected 3 boards, 1 steal, 1 block, and scored 12 points to lead both benches.

-Wasn't with the team at Indiana or Connecticut on 6/24 and 6/27 due to a groin pull injury.

GAME BY GAME STATS

[illegible]

[illegible]

2017 Regular Season Averages:

G-GS	PPG	RPG	APG	SPG	BPG	MPG	FG%	3FG%	FT%
19-19	15.8	2.9	4.2	0.8	0.3	32.7	52.0	50.9	80.8

	2017 Season Highs	Career Highs
PTS	25, @ ATL 5/27	25, vs ATL 5/27/17
REB	6, vs WSH 7/2	9, @ CHI 8/30/15
AST	8, 2 times	8, 3 times
STL	2, 3 times	3, 3 times
BLK	1, 5 times	2, @ SAN 9/4/15
FGM	9 @ ATL 5/27	9 vs ATL 5/27
3FGM	4 vs CON 7/13	4, 2 times
FTM	8 vs SAS 6/15	8 vs SAS 6/15/17
MINs	37 @ CON 6/27	37, 2 Times

2017 NOTABLES

- Has scored in double figures in 16 of 19 games this season.

-Currently first in the league in three-point %, 50.9%.

-Named 2017 All-Star Reserve.

-Played 32 minutes, shooting 7-9 from the field, 1-2 from 3-point range, 1-2 from the free-throw line, had 4 rebounds, 5 assists, and led the game in scoring with 16 points versus Indiana on 7/17.

-Played 31 minutes, shooting 6-11 from the field, tying a career high 4-5 from 3-point range, 1-1 from the free-throw line, had 2 rebounds, 3 assists, 1 steal, and scored 17 points versus Connecticut on 7/13.

-Played 34 minutes, shooting 4-10 from the field, had 1 rebound, 6 assists, 2 steals, 1 block, and scored 8 points at Seattle on 7/8.

-Played 34 minutes, shooting 6-13 from the field, connecting on 3-6 from 3-point range for the 3rd straight game, 1-2 from the free-throw line, had 2 assists, season high tying 2 steals, and scored 16 points at Minnesota on 7/6.

GAME BY GAME STATS

[illegible]

2017 Regular Season Averages:

G-GS	PPG	RPG	APG	SPG	BPG	MPG	FG%	3FG%	FT%
17-0	6.2	2.7	1.1	0.3	0.2	16.5	45.0	25.0	77.8

	2017 Season Highs	Career Highs
PTS	10, 3 times	25, Twice
REB	5 @ ATL 5/27, @ CON 6/27	13, 4 Times
AST	3, 3 times	5, vs CHI 6/6/14
STL	1, 5 Times	3, vs CHI 6/6/14
BLK	2 @ IND 6/24	5, @ SAN 8/23/15
FGM	5 vs DAL 6/13	11, Twice
3FGM	1 @ SEA 7/8	1, 4 times
FTM	3 @ PHO 6/10, @ SEA 7/8	8, vs SAN 8/30/15
MINs	21, 3 times	43, @ CON 6/26/15

2017 NOTABLES

- Played 19 minutes, shooting 2-4 from the field, 1-2 from the free-throw line, had 1 rebound, tied a season high 3 assists, 1 steal, and scored 5 points versus Indiana on 7/17.
- Played 14 minutes, shooting 2-5 from the field, had 3 rebounds, and scored 4 points versus Connecticut on 7/13.
- Played 21 minutes, shooting 3-11 from the field, 1-1 from 3-point range, perfect 3-3 from the free-throw line, had 4 rebounds, and cooled the bench in points scoring 10 points for the third time this season at Seattle on 7/8.
- Played 16 minutes, shooting 3-4 from the field, had 3 rebounds, and scored 6 points at Minnesota on 7/6.
- Played 17 minutes, shooting 2-4 from the field, had 4 rebounds, and scored 4 points versus Washington on 7/2.
- Played 15 minutes shooting 2-4 from the field, had 2 rebounds, and scored 4 points at Atlanta on 6/30.
- Tied a season high playing 21 minutes, shooting 4-9 from the field, tying a season high 5 rebounds, and scored 8 points to lead both benches at Connecticut on 6/27.

GAME BY GAME STATS

[illegible]

2017 Regular Season Averages:

2017 NOTABLES

- Tied for third with Sylvia Fowles in the league in scoring, averaging 20.1 ppg. Tied for first with teammate Beard in steals averaging 2.0 spg, and third in field goal % with 59.6%.
- Has scored in double figures in every game this season and has scored 20+ points in 12 of those contests.
- Named 2017 All-Star Reserve.
- Played 32 minutes, shooting 7-13 from the field, had the game high 12 rebounds, set a season/game high 6 assists, tied the game high 3 steals, and scored 14 points earning her second straight double-double (fifth on the season) versus the Fever on 7/17.
- Played 34 minutes, shooting 10-14 from the field, 2-3 from 3-point range, perfect 7-7 from the free-throw line, had the game high 11 rebounds, 2 assists, 1 steal, 1 block, and scored a season high 29 points versus Connecticut on 7/13.
- Played 35 minutes, shooting 7-11 from the field 1-2 from 3-point range, 6-7 from the free-throw line, had the game high 9 rebounds, 3 steals, 2 blocks, and led the Sparks scoring 21 points at Seattle on 7/8.

[illegible]

2017 Regular Season Averages:

G-GS	PPG	RPG	APG	SPG	BPG	MPG	FG%	3FG%	FT%
18-18	15.8	8.1	4.3	1.2	2.1	30.5	46.6	36.4	73.3

	2017 Season Highs	Career Highs
PTS	25 @ DAL 6/9	40, vs HOU 7/9/08
REB	13, 2 times	20, @ SAN 6/1/13
AST	7 @ IND 6/24	10, vs CHI 8/16 /15
STL	3, 2 times	8, vs IND 8/18/15
BLK	5 @ CON 6/27	9, vs TUL 6/20/12
FGM	11 @ DAL 6/9	15 vs HOU 7/9/2008
3FGM	3 vs DAL 6/13	5, vs TUL 9/6/15
FTM	7, 2 times	14 vs CHI 10/5/16
MINs	38 @ DAL 6/9	48, Twice

2017 NOTABLES

-Currently third in the league in blocks, averaging 2.1 blocks per game.

- Has scored in double figures in 16 of 18 games this season.

-Named WNBA Player of the Week for 6/18 and 7/2., and 2017 All-Star Starter for Western Conference.

-Awarded 2017 ESPY for Best WNBA Player.

-Played 26 minutes, shooting 6-12 from the field, perfect 2-2 from the free-throw line, had 9 rebounds, 3 assists, tied the game high 3 steals, had the game high 4 blocks, and scored 14 points versus Indiana on 7/17.

-Played 32 minutes, shooting 8-15 from the field, 1-5 from 3-point range, perfect 3-3 from the free-throw line, had 9 rebounds, tied the game high 6 assists, 1 steal, 2 blocks, and scored 20 points versus Connecticut on 7/13.

-Played 23 minutes, shooting 4-11 from the field, 2-5 from 3-point range, had 8 rebounds, 1 assist, 1 steal, 2 blocks, and scored 10 points at Seattle on 7/8.

-Played 32 minutes, shooting 1-6 from the field, had 3 rebounds, 3 assists, 2 blocks, and scored a season low 2 points at Minnesota.

GAME BY GAME STATS

[illegible]

#24	SYDNEY WIESE	GUARD	6-0	6/16/95	OREGON STATE	EXP: R
-----	--------------	-------	-----	---------	--------------	--------

2017 Regular Season Averages:

G-GS	PPG	RPG	APG	SPG	BPG	MPG	FG%	3FG%	FT%
16-0	2.8	0.6	0.2	0.1	0.1	7.3	41.0	44.4	50.0

	2017 Season Highs	Career Highs
PTS	22 vs WAS 5/19	22 vs WAS 5/19
REB	3 vs. WAS 5/19	3 vs. WAS 5/19
AST	1 vs SEA 5/13, vs WAS 5/19	1 vs SEA 5/13, vs WAS 5/19
STL	1 vs SEA 5/13, vs PHO 6/18	1 vs SEA 5/13, vs PHO 6/18
BLK	1 vs WAS 5/19	1 vs WAS 5/19
FGM	8 vs WAS 5/19	8 vs WAS 5/19
3FGM	6 vs WAS 5/19	6 vs WAS 5/19
FTM	1 @ CON 6/27	1 @ CON 6/27
MINs	27 vs WAS 5/19	27 vs WAS 5/19

2017 NOTABLES

- Played 7 minutes, shooting 1-4 from the field, 1-2 from 3-point range, had 1 rebound, and scored 3 points versus Indiana on 7/17.
- Played 5 minutes, had 1 rebound, 1 assist, and did not score versus Connecticut on 7/13.
- Played 5 minutes, had 1 rebound, and did not score at Seattle on 7/8.
- Played 3 minutes, had 1 rebound, and did not score at Minnesota on 7/6.
- Played 3 minutes and did not score versus Washington on 7/2.
- Did not play at Atlanta on 6/30 due to coach's decision.
- Played 6 minutes, shooting 1-1 from 3-point range, shot 1-2 from the line making her first career free-throw, and scored 4 points at Connecticut on 6/27.
- Did not play at Indiana on 6/24 due to coach's decision.
- Played 11 minutes, shot 0-3 from the field and 0-2 from 3-point range, grabbed 2 rebounds, 1 steal, and did not score versus Phoenix on 6/18.
- Played 1 minute and did not score versus San Antonio on 6/15.

GAME BY GAME STATS

Date	Opponent	MIN	FG-A	PCT	3PM-A	PCT	FTM-A	PCT	OFF	DEF	TOT	AST	STL	BLK	TO	PF	PTS
5/13	SEA	13	2-3	66.6	2-3	66.6	0-0	0.0	0	0	0	1	1	0	0	0	6
5/19	WAS	27	8-13	61.5	6-10	60.0	0-0	0.0	1	2	3	1	0	1	1	3	22
5/24	@IND	10	0-1	0.00	0-1	0.00	0-0	0.0	0	0	0	0	0	0	0	1	0
5/27	@ATL	8	0-1	0.00	0-1	0.00	0-0	0.0	0	0	0	0	0	0	0	0	0
5/30	@NYL	4	2-3	66.7	1-2	50.0	0-0	0.0	0	0	0	0	0	0	0	0	5
6/6	CHI	0	0-0	0.00	0-0	0.00	0-0	0.0	0	0	0	0	0	0	0	0	0
6/9	@ DAL	7	1-2	50.0	0-1	0.00	0-0	0.0	0	0	0	0	0	0	0	1	2
6/10	@ PHO	4	1-4	25.0	1-2	50.0	0-0	0.0	0	1	1	0	0	0	0	1	3
6/13	DAL	DNP															
6/15	SAS	1	0-0	0.0	0-0	0.0	0-0	0.0	0	0	0	0	0	0	0	0	0
6/18	PHO	11	0-3	0.0	0-2	0.0	0-0	0.0	0	2	2	0	1	0	0	2	0
6/24	@IND	DNP															
6/27	@ CON	6	1-1	100	1-1	100	1-2	50.0	0	0	0	0	0	0	0	0	4
6/30	@ATL	DNP															
7/2	WAS	3	0-0	0.0	0-0	0.0	0-0	0.0	0	0	0	0	0	0	0	0	0
7/6	@MIN	3	0-0	0.0	0-0	0.0	0-0	0.0	0	1	1	0	0	0	0	0	0
7/8	@SEA	5	0-2	0.0	0-2	0.0	0-0	0.0	0	1	1	0	0	0	0	1	0
7/13	CON	5	0-2	0.0	0-0	0.0	0-0	0.0	1	0	1	1	0	0	0	0	0
7/17	IND	7	1-4	25.0	1-2	50.0	0-0	0.0	0	1	1	0	0	0	0	1	3
7/25	SEA																
7/28	@SAS																
7/30	DAL																
8/4	NYL																
8/6	@DAL																
8/1	@MIN																
8/12	@PHO																
8/13	@NYL																
8/16	@WAS																
8/18	@CHI																
8/22	SAS																
8/24	@PHO																
8/27	MIN																
9/1	ATL																
9/3	CON																

2017 Regular Season Averages:

	2017 Season Highs	Career Highs
PTS	15 vs PHO 6/18	51 (San Antonio - 9/8/2013)
REB	4 @ ATL 5/27	9 (Seattle - 9/12/2013)
AST	4 @ CON 6/27	6 (3 Times)
STL	3 vs PHO 6/18	5 (3 Times)
BLK	2 vs ATL 5/27	2 (5 Times)
FGM	5 vs PHO 6/18	17 (San Antonio - 9/8/2013)
3FGM	3 vs PHO 6/18	8 (San Antonio - 9/8/2013)
FTM	6 @ CON 6/27	18
MINs	29 @ CON 6/27	39 (Phoenix - 8/4/2015)

- Has scored in 6 of the last 9 games. Has scored 10 points in 3 game straight.
- Played 22 minutes, shooting 3-6 from the field, perfect 2-2 from 3-point range and the free-throw line, had 1 rebound, 1 assist, tied the game high/season high 3 steals, and led both benches in scoring with 10 points versus Indiana on 7/17.
- Came off the bench and played 26 minutes, shooting 3-10 from the field, 1-5 from 3-point range, 3-5 from the free-throw line, had a season high 5 rebounds, 1 assist, 1 block, and led the bench in scoring with 10 points versus Connecticut on 7/13.
- Came off the bench and played 22 minutes, shooting 4-11, perfect 2-2 from the free-throw line, had 2 rebounds, 1 steal, and co-led both benches scoring 10 points at Seattle on 7/8.
- Started for a fifth straight game and played 13 minutes, shooting 2-5 from the field, 1-4 from 3-point range, and scored 5 points at Minnesota on 7/6.

GAME BY GAME STATS

[illegible]