



LAS VEGAS (14-5) @ NEW YORK (12-8)

Tuesday, June 30, 2026 | Barclay's Center | Brooklyn, N.Y.

4 pm PDT | TV: Prime

2026 Commissioner's Cup Championship Game



SCHEDULE & RESULTS

HOLE CARDS

Date	Opponent	W/L	Score
4/26	Japan (pre)	W	94-78
5/3	@ Dallas (pre)	L	101-84
MAY (5-3)			
9	%Phoenix	L	99-66
10	@ Los Angeles	W	103-75
13	@ Connecticut	W	98-69
15	@ Connecticut	W	101-94
17	@ Atlanta	W	85-84
23	Los Angeles	L	101-95
28	@ Dallas	L	95-87
31	@ Golden State	W	91-81
JUNE (7-2)			
2	@ ^Los Angeles	W	79-69
6	^Golden State	W	84-79
8	^Seattle	W	101-91
11	@ ^Portland	W	105-89
13	^Minnesota	W	100-97
15	@ ^Dallas	L	96-66
17	@ ^Phoenix	W	86-76
21	Golden State	W	92-73
23	New York	L	87-76
25	Dallas	W	99-84
28	@ Chicago	W	107-99
30	@ \$New York	Prime	4 pm
JULY (0-0)			
3	% Chicago	ION	7 pm
5	% Indiana	ESPN	4 pm
9	@ Portland	The Spot	7 pm
11	Phoenix	Peacock/The Spot	1 pm
12	Indiana	NBC	6 pm
20	@ Toronto	Peacock/The Spot	5 pm
22	@ Washington	The Spot	4:30 pm
25	2026 All-Star Game @ Chicago		
28	Portland	The Spot	7 pm
30	New York	Prime	7 pm
AUGUST (0-0)			
1	@ Chicago	CBS	10 am
3	@ Atlanta	The Spot	4:30 pm
6	@ Indiana	Prime	4 pm
8	@ Minnesota	CBS	10 am
9	@ New York	ABC	9:30 am
11	Washington	The Spot	7 pm
13	Washington	Prime	7 pm
15	Minnesota	CBS	5 pm
18	Atlanta	The Spot	7 pm
20	Connecticut	The Spot	7 pm
23	@ &Toronto	The Spot	4 pm
28	Toronto	ION	7 pm
4-13	2026 FIBA World Cup @ Berlin		
SEPTEMBER (0-0)			
17	@ Seattle	USA/The Spot	7 pm
20	Seattle	USA/The Spot	6 pm
22	Los Angeles	ESPN	7 pm
24	@ Phoenix	USA/The Spot	7 pm

% Played at T-Mobile Arena
 & Played in Vancouver, British Columbia
 ^ Commissioner's Cup game
 \$ Commissioner's Cup Championship
 * Played in Austin, Texas
 All times listed are Pacific Daylight Time

0



JACKIE YOUNG

G • 6-0 • 8th Year • Notre Dame '19

	G	PPG	RPG	APG	SPG	FG%	3P%	FT%	MIN
2026	19	16.5	4.6	6.8	0.8	.452	.386	.932	32.4
Career	262	14.2	4.2	4.4	1.1	.466	.379	.864	30.1

2026 RS HIGHS: PT (29), REB (8), AST (10), STL (5), BLK (2), FGM (10), 3PM (6), FTM (10)

- 3x WNBA Champion
- 4x All-Star
- 2022 Most Improved
- 2x All-WNBA 2nd
- 2019 All-Rookie
- 2x Olympic gold (3x3 in 2020)

3



NALYSSA SMITH

F • 6-4 • 5th Year • Baylor '22

	G	PPG	RPG	APG	BPG	FG%	3P%	FT%	MIN
2026	19	11.0	6.3	0.9	0.7	.661	.250	.541	23.6
Career	167	11.3	7.0	1.1	0.6	.483	.325	.608	25.5

2026 RS HIGHS: PT (22), REB (12), AST (3), STL (2), BLK (2), FGM (8), 3PM (1), FTM (6)

- 2025 WNBA Champion
- 2022 All-Rookie

7



STEPH TALBOT

F • 6-2 • 8th Year • Australia

	G	PPG	RPG	APG	SPG	FG%	3P%	FT%	MIN
2026	16	3.7	3.1	1.5	0.6	.400	.262	.615	18.9
Career	255	4.3	2.7	1.6	0.6	.421	.343	.710	16.4

2026 RS HIGHS: PT (10), REB (10), AST (4), STL (3), BLK (2), FGM (4), 3PM (2), FTM (4)

- 2024 Olympic bronze
- 2018 World Cup silver
- 2022 World Cup bronze
- 3x Olympian
- 2020 WNBL MVP
- 2013 WNBL ROY
- 3x All-WNBA

12



CHELSEA GRAY

G • 5-11 • 12th Year • Duke '14

	G	PPG	RPG	APG	SPG	FG%	3P%	FT%	MIN
2026	19	12.3	3.9	7.4	1.1	.454	.427	.926	33.0
Career	388	12.0	3.3	5.2	1.2	.459	.384	.869	28.5

2026 RS HIGHS: PT (29), REB (7), AST (11), STL (2), BLK (2), FGM (10), 3PM (9), FTM (5)

- 4x WNBA Champion
- 2022 Finals MVP
- 6x All-Star
- 3x All-WNBA
- 2x Olympic gold
- 2022 World Cup Gold

22



A'JA WILSON

C • 6-4 • 9th Year • South Carolina '18

	G	PPG	RPG	APG	BPG	FG%	3P%	FT%	MIN
2026	19	25.7	9.4	2.9	2.0	.524	.409	.826	32.2
Career	286	21.7	9.3	2.3	2.0	.500	.372	.822	31.3

2026 RS HIGHS: PT (45), REB (15), AST (9), STL (5), BLK (4), FGM (15), 3PM (3), FTM (13)

- 3x WNBA Champion
- 4x M'VP • 3x D'POY
- 2x Finals M'VP
- 7x All-Star
- 5x All-WNBA
- 2018 ROY & All-Rookie
- 2x Olympic gold
- 2x World Cup gold
- 2022 World Cup M'VP

THE TURN

NO	NAME	POS	HGT	YR	G	MIN	FG%	3P%	FT%	REB	AST	PTS
1	Kierstan Bell	F	6-1	5th	15	11.0	.273	.200		1.3	0.7	2.0
2	Janiah Barker	F	6-4	R	DNP -- Injured / Coach's Decision							
11	Dana Evans	G	5-6	6th	DNP -- Injured							
21	Brianna Turner	F/C	6-3	8th	17	9.1	.500		1.000	1.8	0.2	0.8
23	Chennedy Carter	G	5-9	5th	11	17.6	.608	.524	.743	1.9	1.4	14.1
24	Jewell Loyd	G	5-11	12th	17	27.0	.352	.330	.692	2.4	1.4	7.5
32	Cheyenne Parker-Tyus	F	6-4	12th	16	10.4	.537	.500	.750	2.5	0.8	5.0

WIN/LOSS STREAKS

Overall	W 2
Home	W 1
Road	W 2

GAME STATUS UPDATES (AS OF JUNE 29 @ 5 PM ET)

Janiah Barker: out (right leg)
 Dana Evans: out (left leg)

PENDING RECORDS & MILESTONES

- **REMINDER: THE CC CHAMPIONSHIP GAME DOESN'T COUNT TOWARDS RECORDS AND MILESTONES**
- **100 Blocked Shots:** Nalyssa Smith (99 + 1)
- **500 Victories:** Las Vegas Aces/San Antonio Stars/Utah Starzz (499 + 1)
- **700 3-Pointers Made:** Jewell Loyd (697 + 3)
- **1,000 Defensive Rebounds:** Cheyenne Parker-Tyus (997 + 3)
- No. 21 **Jewell Loyd** (2,052) needs 2 made field goals to pass **Katie Smith** (2,053) and move into No. 20 on the W's all-time list.
- No. 8 **A'ja Wilson** (2,159) needs 4 made 2-point field goals to move past **Seimone Augustus** (2,162) and into No. 7 on the all-time list.

ACES MEDIA RELATIONS

Caroline Williams, Director
 CWilliams@LasVegasAces.com | 725-289-8896
 Carly Ebisuya, Manager
 CEbisuya@LasVegasAces.com | 714-305-6808

CONGRATULATIONS!

If you are reading this, it means that you have made the wise decision to cover a WNBA game featuring the three-time WNBA Champion Las Vegas Aces. Odds are, you a member of one of the most prestigious media outlets in the nation, and a talented print, radio or television personality. Regardless of how these game notes came into your possession, welcome to year 9 of the Las Vegas Aces and year 30 of this storied franchise.

These Game Notes are designed to simplify your coverage of the Aces, but in a

society that now likes to communicate in 140 ~~280~~ characters or less and 30-second Tik Tok videos, even a modest-sized set of Game Notes like this one can be intimidating.

Over the rest of this page, we will walk you through the complexities of this document to further enhance your ability to cover the most entertaining team in the WNBA.

Before we begin, we want you to know that we've gone interactive with notes again this year. **Embedded links will take you to the interweb page that contains more information on each note or tidbit of information. Click through to your heart's content!**

Aces, Stars & Starzz Franchise History

For a robust franchise history, including yearly team recaps dating to 1997, the league's inaugural season, award winners, transactions, draft picks, season statistical leaders, etc., see the [Franchise History & Records page online](#).

Aces Media Central

For quick links to the Aces credential portal, past game notes, WNBA media policies, 2025 Year in Review (as it happens) and other media-centric information, be sure to check out the [Aces Media Central page](#).

Statistics

If all you need are our season statistics, just flip to the end of these notes. Both teams' stats are always located on the second to last page. We have decided not to include any box scores ~~because we are lazy~~ in an effort to rid the planet of unnecessary paper waste. All WNBA box scores (PDFs) are located online and can be downloaded here.

Frequently Asked Questions

1) "I have found several typos in this document. Would you like to know about them?"

Yes, we would, but you should know that there are many people in the world who are not happy unless they find fault in the work of others. In an effort to boost their self-confidence, we have intentionally sprinkled several typos in this document to assist them, so we may already be aware of the typos of which you speak.

2) "I wish you would include [insert statistical note wish here] in your game notes."

Send us an email request and we'll try to add it to the notes package. After all, we are here to help you cover the Aces, and if there's something missing that will better help you do your job, please let us know!

Epilogue

If you have any additional questions, please don't hesitate to reach out to the Aces media relations duo listed on Page 1. Thanks again for your interest in covering the Las Vegas Aces.

Your dedicated media relations team,

Caroline @ Carly

TABLE OF CONTENTS

1	Schedule/Results, Media Relations Contacts, Quick Hits
2	Welcome!
3	Aces Roster & Pronunciation Guide
4-5	Aces History vs. Opponent
6-11	Season Notes
12-13	Head Coach Becky Hammon
14-37	Aces Player Bios
38-40	Aces Game-by-Game Team Statistics
41	Aces & Opponent Cumulative Statistics
	OBC Media Cheat Sheet Roster

FRANCHISE HISTORY

All-Time Record	499-497 (.501)*
Utah Starzz (1997-2002)	87-99 (.444)
San Antonio Stars (2003-2017).....	204-306 (.400)
Las Vegas Aces (2018-2026).....	208-92 (.692)*
Postseason Appearances	17
All-Time Postseason Record.....	45-43 (.514)
Utah Starzz (2001-2002)	2-5 (.286)
San Antonio Stars (2007-2012, 2014)	8-18 (.308)
Las Vegas Aces (2019-2025).....	35-20 (.636)
WNBA Finals Appearances.....	5
WNBA Championships.....	3 (2022, 2023, 2025)
All-Time WNBA Finals Record.....	10-8 (.556)
San Antonio Stars (2008)	0-3 (.000)
Las Vegas Aces (2020, 2022-2023).....	10-5 (.667)
Commissioner's Cup Championships	1 (2022)
Commissioner's Cup Record (2021-2026)	34-14 (.708)
CC Title Games (2022, 2023, 2026).....	1-1 (.500)

*Includes games played only; does not include the forfeit to Washington on Aug. 3, 2018.

THEME NIGHTS & GIVEAWAYS

May 9 vs Phoenix

- Opening night, ring ceremony (Three of a Kind flag)

May 23 vs Los Angeles

- Banner raising (replica banner)

June 6 vs Golden State

- Alumni Weekend (Aces history magazine)

June 8 vs Seattle

- Pride Night (Pride fan)

July 3 vs Chicago

- Heroes of the House (Aces banner)

July 11 vs Phoenix

- Kids Day (Aces-themed giveaway TBA)

July 30 vs New York

- Utah Starzz Legacy Night (Aces 30th season hat)

Aug. 13 vs Washington

- Cancer Awareness (TBA)

Aug. 20 vs Connecticut

- San Antonio Stars Legacy Night (Bucket\$ bobblehead)

Sept. 22 vs Los Angeles

- Fan Appreciation Night Presented by Ally (TBA)

*Giveaways are subject to change based on availability.

2026 LAS VEGAS ACES • ALPHABETICAL ROSTER

NO	NAME	POS	HGT	WGT	DOB	YEAR	COLLEGE	HOMETOWN
2	Janiah Barker	F	6-4	185	11/08/2003	R	Tennessee	Marietta, GA
1	Kierstan Bell	F	6-1	176	03/16/2000	5th	Florida Gulf Coast	Alliance, OH
23	Chennedy Carter	G	5-9	143	11/14/1998	5th	Texas A&M	Mansfield, TX
11	Dana Evans	G	5-6	145	08/01/1998	6th	Louisville	Gary, IN
12	Chelsea Gray	G	5-11	170	10/08/1992	12th	Duke	Manteca, CA
24	Jewell Loyd	G	5-11	175	10/05/1993	12th	—	Lincolnwood, IL
32	Cheyenne Parker-Tyus	F	6-4	193	08/22/1992	12th	Middle Tennessee	Queens, NY
3	Nalyssa Smith	F	6-4	185	08/08/2000	5th	Baylor	Converse, TX
7	Stephanie Talbot	F	6-2	192	06/15/1994	8th	—	Kadina, SA, Australia
21	Brianna Turner	F	6-3	175	07/05/1996	8th	Notre Dame	Pearland, TX
22	A'ja Wilson	C	6-4	195	08/08/1996	9th	South Carolina	Hopkins, SC
0	Jackie Young	G	6-0	165	09/16/1997	8th	Notre Dame	Princeton, IN

2026 LAS VEGAS ACES • NUMERICAL ROSTER

NO	NAME	POS	HGT	WGT	DOB	YEAR	COLLEGE	HOMETOWN
0	Jackie Young	G	6-0	165	09/16/1997	8th	Notre Dame	Princeton, IN
1	Kierstan Bell	F	6-1	176	03/16/2000	5th	Florida Gulf Coast	Alliance, OH
2	Janiah Barker	F	6-4	185	11/08/2003	R	Tennessee	Marietta, GA
3	Nalyssa Smith	F	6-4	185	08/08/2000	5th	Baylor	Converse, TX
7	Stephanie Talbot	F	6-2	192	06/15/1994	8th	—	Kadina, SA, Australia
11	Dana Evans	G	5-6	145	08/01/1998	6th	Louisville	Gary, IN
12	Chelsea Gray	G	5-11	170	10/08/1992	12th	Duke	Manteca, CA
21	Brianna Turner	F	6-3	175	07/05/1996	8th	Notre Dame	Pearland, TX
22	A'ja Wilson	C	6-4	195	08/08/1996	9th	South Carolina	Hopkins, SC
23	Chennedy Carter	G	5-9	143	11/14/1998	5th	Texas A&M	Mansfield, TX
24	Jewell Loyd	G	5-11	175	10/05/1993	12th	—	Lincolnwood, IL
32	Cheyenne Parker-Tyus	F	6-4	193	08/22/1992	12th	Middle Tennessee	Queens, NY

Head Coach: Becky Hammon

Assistant Coach: Charlene Thomas-Swinson

Assistant Coach: Ty Ellis

Assistant Coach: Larry Lewis

Assistant Coach: Nola Henry

Player Development Coach: Micah Fraction

Director of Health and Performance: Ciara Burgi

Lead Rehabilitation Specialist: Jerrica Thomas

Lead Athletic Trainer: Bryson Creer

Lead Performance and Assistant ATC: Matt Comer

Manager, Basketball Operations: Anna Gomez

Head Equipment Manager: Dashaun Jackson

Basketball Operations Coordinator: Rashaad Zimmerman

Assistant Player Development Coach: PJ Savoy Jr.

PRO-NUN-C-A-SHUN GUYD

Janiah (juh-NIGH-uh) Barker

Kierstan (KEER-stin) Bell

Chennedy (KEN-eh-dee) Carter

Brianna (BREE-ah-nah) Turner

A'ja (A-zhuh - like the continent, Asia) Wilson

Ciara (c-AIR-uh - like the Sierra mountains) Burgi (BURR-ghee)



2026 ACES RECORD BREAKDOWN

	Record	Home	Away	OT
Overall	14-5	5-3	9-2	0-0
Eastern	4-1	0-1	4-0	0-0
Western	10-4	5-2	5-2	0-0

TALE OF THE TAPE (THROUGH GAMES OF 6/29)

LAS VEGAS (14-5)			NEW YORK (12-8)		
Rank	Category	Rank	Rank	Category	Rank
90.7	3rd <	POINTS	8th	87.8	
35.3	3rd <	REBOUNDS	5th	34.6	
22.9	1st <	ASSISTS	6th	20.7	
12.7	3rd <	TURNOVERS	12th	15.4	
48.8	1st <	FIELD GOAL %	4th	46.0	
36.8	2nd <	THREE POINT %	5th	35.7	
76.6	10th	FREE THROW %	> 1st	84.6	
55.0	1st <	EFFECTIVE FIELD GOAL %	4th	53.9	
112.5	1st <	OFFENSIVE RATING	6th	109.6	
107.3	8th	DEFENSIVE RATING	> 4th	104.2	
5.2	5th	NET RATING	> 4th	5.4	
4.3	4th <	PLUS MINUS	5th	4.3	
51.3	6th	REBOUND %	> 2nd	52.6	
29.0	12th	OFFENSIVE REBOUND %	> 9th	29.9	
71.1	5th	DEFENSIVE REBOUND %	> 3rd	71.8	
20.1	1st <	ASSIST RATIO	3rd	18.5	
15.7	3rd <	TEAM TURNOVER %	12th	19.2	
15.2	2nd	OPPONENT TURNOVER %	> 1st	14.7	
96.7	6th <	PACE	10th	95.5	
12.5	3rd <	2ND CHANCE PTS	11th	10.8	
9.8	6th <	FAST BREAK POINTS	13th	6.8	
41.3	4th <	POINTS IN THE PAINT	12th	34.9	
9.5	4th <	% POINTS MID-RANGE	12th	4.1	
28.0	10th	% POINTS THREE POINTERS	> 2nd	34.9	
16.9	13th	% POINTS FREE THROWS	> 4th	21.3	
45.5	8th <	% POINTS IN THE PAINT	13th	39.7	

FRANCHISE TOP 10 WATCH

- No major Top 10 things to watch for.



LAS VEGAS ACES GAME NOTES (STATS/RANKINGS THROUGH GAMES OF JUNE 29)



Regular Season History		Playoff History		Combined History		Streaks (incl. playoffs)	
Overall	33-35	Overall	4-4	Overall	37-39	Overall	L 3
Home	20-14	Home	3-1	Home	23-15	Home	L 1
Road	13-21	Road	1-3	Road	14-24	Road	L 5
Overtime	1-1	Overtime	0-0	Overtime	1-1	Overtime	W 1
		Series	1-1				

Date	H/A	Opponent	W/L	LVA	NYL
July 5, 1997		New York	L 1	53	66
July 17, 1997	@	New York	L 2	54	80
July 22, 1997	@	New York	W 1	78	71
Aug. 19, 1997		New York	W 2	81	75
June 15, 1998		New York	W 3	71	60
June 21, 1998		New York	L 1	64	68
July 18, 1999	@	New York	L 2 (OT)	82	88
Aug. 3, 1999		New York	L 3	59	61
June 3, 2000	@	New York	L 4	76	87
July 26, 2001		New York	W 1	71	63
August 8, 2001	@	New York	L 1	63	82
June 11, 2002		New York	L 2	68	71
Aug. 5, 2003	@	New York	L 3	60	69
June 5, 2004		New York	L 4	57	62
Sept. 12, 2004	@	New York	L 5	62	64
June 21, 2005	@	New York	L 6	59	77
July 2, 2005		New York	W 1	69	57
June 10, 2006		New York	L 1	67	71
June 30, 2006	@	New York	W 1	91	78
June 16, 2007		New York	W 2	79	71
June 22, 2007	@	New York	W 3	70	63
July 8, 2008		New York	W 4	83	79
Sept. 9, 2008	@	New York	W 5	82	76
June 13, 2009		New York	W 6	63	60
June 19, 2009	@	New York	L 1	61	77
May 28, 2010		New York	L 2	71	77
July 27, 2010	@	New York	L 3	72	77
July 1, 2011	@	New York	L 4	75	81
July 8, 2011		New York	L 5	73	76
July 8, 2012	@	New York	W 1	94	81
Sept. 18, 2012		New York	W 2	77	66
June 23, 2013	@	New York	W 3 (OT)	78	77
July 25, 2013		New York	W 4	65	53
June 5, 2014	@	New York	W 5	87	75
July 9, 2014		New York	W 6	80	66
July 15, 2015	@	New York	L 1	68	84
Aug. 19, 2015		New York	L 2	45	73
June 11, 2016		New York	L 3	75	90
July 10, 2016	@	New York	L 4	75	76
Aug. 26, 2016		New York	L 5	77	84
May 13, 2017	@	New York	L 6	64	73
Aug. 1, 2017		New York	W 1	93	81
Sept. 2, 2017	@	New York	L 1	69	81
June 12, 2018	@	New York	W 1	78	63
June 22, 2018		New York	W 2	88	78
Aug. 15, 2018		New York	W 3	85	72
June 9, 2019	@	New York	L 1	78	88
June 14, 2019		New York	W 1	100	65
July 7, 2019	@	New York	W 2	90	58
Aug. 9, 2020	@	New York	W 3	78	76
Aug. 29, 2020		New York	W 4	80	63

Date	H/A	Opponent	W/L	LVA	NYL
June 3, 2021	@	New York	W 5	94	82
June 15, 2021		New York	W 6	100	78
June 17, 2021		New York	W 7	103	76
July 6, 2022		New York	L 1	107	116
July 12, 2022	@	New York	W 1	107	101
July 14, 2022	@	New York	W 2	108	74
June 29, 2023		New York	W 3	98	81
Aug. 6, 2023	@	New York	L 1	61	99
Aug. 15, 2023		New York +	L 2	63	82
Aug. 17, 2023		New York	W 1	88	75
Aug. 28, 2023	@	New York	L 1	85	94
Oct. 8, 2023		New York (#)	W 1	99	82
Oct. 11, 2023		New York (#)	W 2	104	76
Oct. 15, 2023	@	New York (#)	L 1	73	87
Oct. 18, 2023	@	New York (#)	W 1	70	69
June 15, 2024		New York	L 1	82	90
Aug. 17, 2024		New York	L 2	67	79
Sept. 8, 2024	@	New York	L 3	71	75
Sept. 29, 2024	@	New York (^)	L 4	77	87
Oct. 1, 2024	@	New York (^)	L 5	84	88
Oct. 4, 2024		New York (^)	W 1	95	81
Oct. 6, 2024		New York (^)	L 1	62	76
May 17, 2025	@	New York	L 2	78	92
July 8, 2025	@	New York	L 3	78	87
Aug. 13, 2025		New York	W 1	83	77
June 23, 2026		New York	L 1	76	87
June 30, 2026	@	New York +			
July 30, 2026		New York			
Aug. 9, 2026	@	New York			

— WNBA Finals
 ^ — WNBA Semifinals
 + — Commissioners Cup Championship game (does not count in streaks or regular season records)

LAS VEGAS ACES GAME NOTES (STATS/RANKINGS THROUGH GAMES OF JUNE 29)



ACES VS LIBERTY REGULAR SEASON HEAD-TO-HEAD STATISTICS

2026 ACES VS LIBERTY (0-1)

PLAYER	GP-GS	MIN	FGM-FGA	FG%	FGM-FGA	FG%	FTM-FTA	FT%	OFF	DEF	TOT/AVG	AST	PF-DQ	STL	TO	BLK	PTS/AVG
Young, J	1-1	37:45	9 - 19	47.4	1-6	16.7	0 - 0	0.0	0	4	4/4.0	7	2-0	0	2	1	19/19.0
Wilson, A	1-1	35:38	7 - 18	38.9	0-3	0.0	2 - 3	66.7	1	8	9/9.0	5	2-0	4	3	0	16/16.0
Parker-Tyus, C	1-0	17:05	5 - 7	71.4	2-2	100	2 - 2	100	3	3	6/6.0	0	3-0	1	0	0	14/14.0
Gray, C	1-1	35:27	4 - 8	50.0	2-5	40.0	1 - 1	100	0	5	5/5.0	8	0-0	2	1	1	11/11.0
Smith, N	1-1	22:56	3 - 6	50.0	0-0	0.0	1 - 2	50.0	0	1	1/1.0	0	2-0	1	0	2	7/7.0
Loyd, J	1-0	29:33	2 - 7	28.6	2-5	40.0	0 - 0	0.0	0	1	1/1.0	0	3-0	1	1	0	6/6.0
Talbot, S	1-1	13:03	1 - 5	20.0	1-4	25.0	0 - 0	0.0	0	3	3/3.0	0	1-0	0	0	0	3/3.0
Bell, K	1-0	08:33	0 - 2	0.0	0-2	0.0	0 - 0	0.0	1	2	3/3.0	3	1-0	0	0	0	0/0.0
ACES	1	200	31 - 72	43.1	8-27	29.6	6 - 8	75.0	5	27	37/37	23	14-0	9	8	4	76/76
Liberty	1	200	30 - 65	46.2	13-31	41.9	14 - 16	87.5	5	29	43/43	19	12-0	3	12	5	87/87

2026 LIBERTY VS ACES (1-0)

PLAYER	GP-GS	MIN	FGM-FGA	FG%	FGM-FGA	FG%	FTM-FTA	FT%	OFF	DEF	TOT/AVG	AST	PF-DQ	STL	TO	BLK	PTS/AVG
Stewart, B	1-1	35:42	7 - 16	43.8	2-3	66.7	4 - 6	66.7	2	4	6/6.0	4	0-0	0	4	3	20/20.0
Ionescu, S	1-1	29:50	5 - 12	41.7	2-6	33.3	4 - 4	100	1	9	10/10.0	4	0-0	1	2	0	16/16.0
Jones, J	1-1	28:01	5 - 8	62.5	1-4	25.0	3 - 3	100	1	4	5/5.0	3	4-0	0	0	0	14/14.0
Fiebich, L	1-1	30:14	4 - 7	57.1	4-5	80.0	0 - 0	0.0	0	1	1/1.0	1	0-0	2	1	0	12/12.0
Han, X	1-0	12:34	4 - 4	100	2-2	100	2 - 2	100	1	1	2/2.0	0	0-0	0	1	0	12/12.0
Astier, P	1-0	19:52	3 - 6	50.0	0-0	0.0	1 - 1	100	0	2	2/2.0	2	5-0	0	0	0	7/7.0
Johannes, M	1-0	18:08	2 - 6	33.3	2-5	40.0	0 - 0	0.0	0	2	2/2.0	3	0-0	0	1	0	6/6.0
Laney-Hamilton, B1-0	1-0	17:27	0 - 3	0.0	0-3	0.0	0 - 0	0.0	0	3	3/3.0	1	2-0	0	2	1	0/0.0
Sabally, S	1-1	08:12	0 - 3	0.0	0-3	0.0	0 - 0	0.0	0	3	3/3.0	1	1-0	0	0	1	0/0.0
Liberty	1	200	30 - 65	46.2	13-31	41.9	14 - 16	87.5	5	29	43/43	19	12-0	3	12	5	87/87
ACES	1	200	31 - 72	43.1	8-27	29.6	6 - 8	75.0	5	27	37/37	23	14-0	9	8	4	76/76

LIBERTY 87, ACES 76 (JUNE 23)

LIBERTY 87, ACES 76 (JUNE 23)																		
																	FINAL BOX	
Tuesday, June 23, 2026 Michelob ULTRA Arena, Las Vegas, NV																		
Officials: #16 Isaac Barnett, #32 Agon Abazi, #25 Kelly Broomfield																		
Game Duration: 1:57																		
Attendance: 10274 (Sellout)																		
VISITOR: New York Liberty (12-6)																		
POS	MIN	FG	FGA	3P	3PA	FT	FTA	OR	DR	TOT	A	PF	ST	TO	BS	+/-	PTS	
0 Satou Sabally	F	08:12	0	3	0	3	0	0	0	3	3	1	1	0	0	1	8	0
30 Breanna Stewart	F	35:42	7	16	2	3	4	6	2	4	6	4	0	0	4	3	6	20
35 Jonquel Jones	C	28:01	5	8	1	4	3	3	1	4	5	3	4	0	0	0	7	14
13 Leonie Fiebich	G	30:14	4	7	4	5	0	0	0	1	1	1	0	2	1	0	8	12
20 Sabrina Ionescu	G	29:50	5	12	2	6	4	4	1	9	10	4	0	1	2	0	5	16
23 Marine Johannes		18:08	2	6	2	5	0	0	0	2	2	3	0	0	1	0	14	6
21 Han Xu		12:34	4	4	2	2	2	2	1	1	2	0	0	0	1	0	4	12
18 Pauline Astier		19:52	3	6	0	0	1	1	0	2	2	2	5	0	0	0	5	7
44 Betnijah Laney-Hamilton		17:27	0	3	0	3	0	0	0	3	3	1	2	0	2	1	-2	0
9 Rebecca Allen	DNP - Coach's Decision																	
14 Raquel Carrera	DNP - Coach's Decision																	
7 Rebekah Gardner	DNP - Coach's Decision																	
		200:00	30	65	13	31	14	16	5	29	34	19	12	3	11	5	11	87
			46.2%		41.9%		87.5%											
			TM REB: 9															TOT TO: 12 (19 PTS)
HOME: LAS VEGAS ACES (12-5)																		
POS	MIN	FG	FGA	3P	3PA	FT	FTA	OR	DR	TOT	A	PF	ST	TO	BS	+/-	PTS	
0 Jackie Young	F	37:45	9	19	1	6	0	0	0	4	4	7	2	0	2	1	-7	19
22 A'ja Wilson	F	35:38	7	18	0	3	2	3	1	8	9	5	2	4	3	0	-11	16
3 NaLyssa Smith	C	22:56	3	6	0	0	1	2	0	1	1	0	2	1	0	2	-14	7
7 Stephanie Talbot	F	13:03	1	5	1	4	0	0	0	3	3	0	1	0	0	0	-8	3
12 Chelsea Gray	G	35:27	4	8	2	5	1	1	0	5	5	8	0	2	1	1	-6	11
24 Jewell Loyd		29:33	2	7	2	5	0	0	0	1	1	0	3	1	1	0	-6	6
32 Cheyenne Parker-Tyus		17:05	5	7	2	2	2	2	3	3	6	0	3	1	0	0	5	14
1 Kierstan Bell		08:33	0	2	0	2	0	0	1	2	3	3	1	0	0	0	-8	0
2 Jannah Barker	DND - Injury/Illness - Right Leg																	
23 Chenedy Carter	DND - Injury/Illness - Illness																	
11 Dana Evans	DND - Injury/Illness - Left Leg																	
21 Brianna Turner	DNP - Coach's Decision																	
		200:00	31	72	8	27	6	8	5	27	32	23	14	9	7	4	-11	76
			43.1%		29.6%		75%											
			TM REB: 5															TOT TO: 8 (10 PTS)
SCORE BY PERIOD																		
PERIOD	1	2	3	4	FINAL													
Liberty	19	23	25	20	87													
ACES	17	16	18	25	76													
Inactive: Liberty - Fautouh, Maley																		
Inactive: Aces -																		
Points in the Paint: Liberty 30 (15/30), ACES 32 (16/30)																		
2nd Chance Points: Liberty 4 (2/4), ACES 7 (3/6)																		
Fast Break Points: Liberty 2 (1/3), ACES 14 (6/11)																		
Technical fouls - Individual																		
Liberty (0): NONE																		
ACES (1): Hammon 0:35 3rd																		
Technical fouls - Non-Unsportsmanlike																		
Liberty (1): Xu 6:59 4th (Defensive Three Seconds)																		
ACES (0): NONE																		



LAS VEGAS ACES GAME NOTES (STATS/RANKINGS THROUGH GAMES OF JUNE 29)

FEELING RANK (REGULAR SEASON TOP 30-ISH)

	PPG	RPG	APG	SPG	BPG	MPG	FG%	3P%	FT%
Chennedy Carter	---	---	---	---	---	---	4	---	---
Chelsea Gray	---	---	3	30	---	6*	---	5	2
Jewell Loyd	---	---	---	27	---	---	---	---	---
Cheyenne Parker-Tyus	---	---	---	---	27	---	---	---	---
NaLyssa Smith	---	17	---	---	28	---	1	---	---
A'ja Wilson	1	4	28*	9	1	13	15	15	---
Jackie Young	16	29	5	---	---	12	---	26	1
Aces Team	3	3	1	10	2	---	1	2	10

*tie

COMMISSIONER'S CUP FINALS ON DECK

Las Vegas (6-1) clinched the Western Conference slot in the Commissioner's Cup title game and will travel to New York (6-0) for the June 30 contest in hopes of earning its second CC championship. Over their 7 CC games, the Aces raised \$19,000 for the Public Education Foundation and will raise an additional \$10,000 if they win the crown or \$5,000 if they lose.

Las Vegas and New York have each won one CC title, with the Aces defeating Chicago 93-83 in 2022 and the Liberty downing the Aces 82-63 in 2023.

Breanna Stewart, who will be playing in her fourth CC title game, claimed MVP honors in 2021, and she and **Sydney Colson** (2022, 2205) are the only players with two CC championships.

Year	Winner	Score	Runner-Up	MVP
2021	Seattle	79-57	Connecticut	Breanna Stewart
2022	Las Vegas	93-83	Chicago	Chelsea Gray
2023	New York	82-63	Las Vegas	Jonquel Jones
2024	Minnesota	94-89	New York	Napheesa Collier
2025	Indiana	74-59	Minnesota	Natasha Howard

Commissioner Cup Championship Game Records - Individual

Category	Rec.	Player	Team	Year
Points	24	Kelsey Plum	Las Vegas	2022
		Breanna Stewart	New York	2024
Rebs.	17	A'ja Wilson	Las Vegas	2022
Assists	10	Courtney Vandersloot	New York	2023
Steals	4	Breanna Stewart	Seattle	2021
Blocks	6	A'ja Wilson	Las Vegas	2022

Commissioner Cup Championship Game Records - Team

Category	Rec.	Team	Year
Points	94	Minnesota	2024
Rebounds	49	New York	2023
Assists	26	Minnesota	2024
Steals	14	Seattle	2021
Blocks	9	Las Vegas	2022
Win Margin	+22	Seattle	2021

THE 700 CLUB

Jewell Loyd, who has netted 697 3-pointers over 388 career games, is on the verge of becoming the 9th player in league history with at least 700 made 3s. She should be the 6th-fastest, just a few behind **Becky Hammon**, who connected on her 700th 3 in 384 games. **Diana Taurasi** (276) leads the pack and Loyd will surpass current No. 6 **Katie Douglas** (400).

GOOD COMPANY

Prior to June 25, only **3 players in the 30 years of league play had amassed at least 4,500 points and 2,000 assists**. That number grew to 4 as **Chelsea Gray**, who scored her 4,500th point on June 2, dished out her 2,000th career assist in the third quarter against Dallas. She tied Lindsay Whalen as the second-fastest to the double-milestone.

Rk	Player	4,500 PT/2,000 Assist Game	Age
1.	Sue Bird	367	33 years, 346 days
2.	Lindsay Whalen	387	33 years, 94 days
	Chelsea Gray	387	33 years, 260 days
3.	Diana Taurasi	467	39 years, 71 days

KEEP DROPPIN THOSE DIMES

To say that **Chelsea Gray** and **Jackie Young** have been dishing out passes at a fast clip would be an understatement. Gray's 7.4 apg ranks 3rd and Young's 6.8 apg is 5th among league leaders.

Should they keep up their current pace, they would not only finish in the top 3 for single-season assists averaged in franchise history, **they would become the first duo in the W to ever average at least 6 assists a game**.

Only once in history have teammates even produced at least 5.5 apg over the course of a season -- **Natasha Cloud** (5.6) and **Kristi Toliver** (6.0) did so in 2019 for Washington.

ANOTHER FIRST

On June 17 against Phoenix, **A'ja Wilson** and **Jackie Young** became the first duo to each record at least 20 points and 5 steals in a regular season game. Wilson scored 33 points and Young had 21; both were credited with 5 steals apiece.

Fun fact? The rare feat was accomplished once in playoff history ... by a franchise duo, no less. **Adrienne Goodson** (20 points, 5 steals) and **Marie Ferdinand-Harris** (22, 5) did so in **Utah's 83-77 double-overtime loss to Houston** in the 2002 Western Conference Semifinals.

TOP 10 WINNINGEST

Sue Bird leads the WNBA for all-time victories with 333 in her storied career. The top 10 winningest players list is close to including none other than The Point Guard herself. Winner of 4 WNBA Championships, **Chelsea Gray** has helped her teams win **269 games** throughout her career, which lists No. 9 **among the winningest W players** to ever grace the hardwood. No. 8 is **Tina Thompson**, who won 286 games.

HIGHS IN THE 60'S

In the league's history, **only 4 players have finished a season shooting at least 65%** from the field or better (minimum 5 FGA per game). If **NaLyssa Smith**, who is shooting 66.1% from the field, keeps up the pace, she'll be the 5th to ever do so.

Rk	Player	YEAR	G	MP	FGM	FGA	FG%
1.	Tamika Williams	2003	34	33	3.8	5.7	.668
2.	Nneka Ogumike	2016	33	32	7.4	11.1	.665
3.	Candice Dupree	2010	34	30	6.8	10.2	.664
4.	Sylvia Fowles	2017	34	31	7.5	11.4	.655
~	NaLyssa Smith	2026	19	24	4.4	6.7	.661

3-BALLS LOADING

Chelsea Gray knocked down a **WNBA record-tying 9 3-pointers** on June 11 and followed that up with 6 on June 13, tying the WNBA record for most 3s made in a 2-game span with 15, which had previously been accomplished by **Kayla McBride** (June 7 & 9, 2024) and **Diana Taurasi** (Sept. 1 & 3, 2020) and **Marina Mabrey** tied it on June 25.

20/10 IN 2026 TIDBITS

A'ja Wilson strung together a 2026 **league-high 4 straight 20/10 double-doubles** from May 31-June 8 before her streak was halted on June 11. She has a total of 9 such double-doubles in 2026, the **most recorded by any other player this season**; the second-most is 3.



HOME IMPROVEMENT

NaLyssa Smith spent time working on her game in the offseason and the result has been a dramatic year-over-year improvement. She bumped her scoring production from 7.6 ppg in 2025 to 11.4 ppg this year, while her playing time has remained relatively steady (23.2 in 2026 vs 21.2 in 2025). Additionally, Smith posted 3 double-doubles over 45 games last year and has posted 1 to date this season. She also flirted with a double-double 3 times last year -- games with at least 9 points and 9 boards -- and already has 5 such games this season.

YEAR	FG%	3P%	FT%	eFG%	PTS	OR	DR	REB	AT	BK
2025	.556	.375	.607	.575	8.2	1.7	3.6	5.3	0.7	0.5
2026	.661	.250	.535	.675	11.0	1.9	4.4	6.3	0.9	0.7

CAROM CLUB

A'ja Wilson grabbed her 2,500th career rebound at 2:28 in the 3rd quarter of the Aces May 10 win over the Sparks. In doing so, she became the **12th player in WNBA history with at least 5,500 points and 2,500 rebounds**. She was the fastest, 269 games (**Tina Charles**, 301), and youngest at 29 years and 275 days (Charles, 30 years, 184 days). **Breanna Stewart** became No. 13 on May 12 in 295 games, bumping Charles to third fastest.

PASSING LANE

Becky Hammon's 5,841 career points ranked No. 19 on the WNBA's all-time scoring list entering the season. However, **A'ja Wilson** passed that mark on May 17 against Atlanta. After moving ahead of then-No. 18 **Seimone Augustus** (6,005), No. 17 **Lauren Jackson** and **Brittney Griner**, who were tied at the time with 6,007 points, in the second week of June, she's now **No. 15 with 6,208 points** after moving ahead of now-No. 16 **Jewell Loyd** (6,154) on June 23. It is not inconceivable that Wilson could end the season among the top 10 scorers in WNBA history (**Candace Parker** is currently No. 10 with 6,574 points).

SIXTH SENSE

Since 2019, the WNBA Sixth Player of the Year has been awarded to a member of the Las Vegas Aces five times, with **Dearica Hamby** earning it in 2019 and 2020, **Kelsey Plum** in 2021, **Alysha Clark** in 2023 and **Tiffany Hayes** took home the honor in 2024.

Chennedy Carter, who saw limited minutes on May 31 after a hard fall, is making an early case for the award in 2026. She scored just 6 points on May 31 before leaving the game due to injury, then saw limited playing time the two games after returning from injury. Despite that, she continues to **lead all reserves with 14.1 ppg**, while adding 1.4 apg and shooting a blistering 60.8% from the field and 52.4% from deep in fewer than 18 minutes a game.

NO SUCH THING AS A FREE LUNCH

Normally among the top half of the league's teams in terms of attempts at the charity stripe, and despite scoring a league third-best inside the paint (41.9 per game), the 2026 Aces are struggling to get to the free throw line, and **currently rank 12th** in the W. You'd have to reach back to 2017 (No. 10, 17.4) to find a franchise team that wasn't in the top half of the league in trips to the line. The previous season low for a franchise team was 16.1 free throws attempted by the 2014 San Antonio Stars.

Free Throw Attempts Averaged

	2018	2019	2020	2021	2022	2023	2024	2025	2026
LVA	23.5	21.5	23.4	21.9	19.8	19.5	18.3	18.5	20.1
Rank	2nd	1st	1st	1st	3rd	4th	6th	5th	11th

GONE STREAKING (THROUGH 6/25)

Chennedy Carter – Shot no lower than 62.5% from the field in the first four games, but dropped below 60% in 2 of the last 3 games prior to being injured on May 31 ...After scoring 10 points in the home opener, scored at least 18 over each of the next 5 games (22.0 ppg) before scoring just 14 in the loss at Dallas and 6 against Golden State, in which she played just 9 minutes before a hard fall sidelined her the remainder of the game...Shooting career-highs of 62.8% from the field and 55.6% from 3-point... Did not play June 2, 6 or 8 (injured) and saw a total of 16 minutes over the next 2 games (June 11 & 13) before missing the last 5 games due to illness.

Chelsea Gray – Dished out no less than 6 assists in 15 of the last 16 games and at least 8 in each of the past 5 ... Is averaging a career-high 7.4 apg... After shooting made just 2 of 15 from the field and 0 of 5 from deep over a 2-game span, made 14 of 26 overall and 7 of 14 from 3-point the last 3 games ... Missed just 2 free throws this season (20-22) ... After being awarded just 1 trip to the line over the first 6 games, has earned 21 over the last 12 games (19-21 FTs)...Has made 5 or more 3-pointers on 8 occasions in her career, 3 of which have come this season...Made at least 2 3-pointers in each of the last 3 games ... Dished out 8 or more assists in 10 games last season and has 9 such games so far this year.

Jewell Loyd – Averages a career 4.0 free throw attempts per game but has made it to the line just 13 times (0.8 FTA/game) in 2026 and has earned just 5 trips to the line over her last 9 games ...Did not play May 31 or June 2 (injured)...After not making more than 3 3-pointers in a game this year, netted 5 on June 15 and has made 13 of 29 over the last 5 games...averaged 0.6 steals over her first 7 games and 1.4 over the last 9

NaLyssa Smith – Scored in double figures in 5 of 6 games before dropping to 5.5 ppg (7 & 4 points) the last 2 games ... Grabbed a total of 9 boards over a 3-game span before hauling in 11 against Dallas...Has been whistled for 2 or fewer fouls in 5 of the last 6 games after picking up 3 or more in 9 of her first 12 ... On June 8 was whistled for zero for just the 10th time in the first 159 games of her career...Had not blocked a shot over a 6-game span and had 4 over the last 3 games ... Shooting a career-low 53.5% from the line (.677, 2023) and a career-high 67.8% (.502, 2025) from the field ... Had made at least 80% of her shots over a 2-game span (14-17 FGs) before making just 3 of 6 against NY and 1 of 4 vs. Dallas

A'ja Wilson – Ranked No. 3 for double-doubles last season (21); has produced a league fourth-best 8 so far in 2026 ... Scored in double figures in a **league-leading 42 consecutive games** and scored 20+ in 11 straight games, the **4th longest streak ever recorded**, before the streak ended on June 15... Owns a 50% career field goal percentage and 37.2% from 3; is hitting career second-bests of 52.2% overall (.557, 2023) and 41.5% (.424, 2025) from deep...Posted 6 20-point double-doubles over an 8-game span but has grabbed just 9 boards in each of the past 3 games...Made 25 3s over 40 games in 2025 (0.6 per game), made 17 in her first 13 games of 2026, but missed all attempts in each of the last 5 games...Scored a season-low 16 points against NY and rebounded with 32 against Dallas...

Jackie Young – Owns a career 4.4 apg and is averaging a career-best 6.7 apg ... Dished out 4.8 apg in the 5 losses and 7.5 apg in the 13 wins ... After going scoreless over a 2-game span, averaged 19.5 ppg over the last 11 ... Between her last made basket on May 15 and first bucket on May 28, Young was 0 of 21 from the field in nearly 66 minutes of playing time ...Made 7 of 14 3-point attempts over a 2-game span, was just 1 of 6 from deep against NY but made 2 of 3 against Dallas ... Dished out at least 5 assists in all but 2 games, including each of the last 12

Las Vegas Aces – Posting **franchise-bests** of 23.1 apg (21.7 apg, 2023) and 48.7% from the field ... Scored 100+ points 5 times this season, the third-most of any franchise season (11 in 2023, 7 in 2021 and 2022, 5 in 2025), which **is tied for a league second-best in 2026**... Scored at least 100 over a 3-game span, which tied the **WNBA record for consecutive 100-point games**, but hasn't hit the century mark in the past 5 games, averaging 83.8 ppg during that span



LAS VEGAS ACES GAME NOTES (STATS/RANKINGS THROUGH GAMES OF JUNE 29)

PLAY THAT 45

A'ja Wilson on May 15 against Connecticut became the first person in WNBA history to record multiple 45-point games. She previously tied the league single-game record of 53 points against Atlanta on Aug. 22, 2023.

In connecting on 15 of 18 from the field (with 3 boards, 3 assists, 1 steal and 2 blocks), Wilson was the **most efficient of anyone in league history for 40-point games**. Oh, and she also went 13 of 13 from the line.

Player	DATE	PTS	FGM-A	PCT	3PM-A	PCT	FTM-A	PCT
A'ja Wilson	5/15/26	45	15-18	.833	2-2	1.00	13-13	1.00
Paige Bueckers	8/20/25	44	17-21	.810	4-4	1.00	6-6	1.00
Kelsey Plum	7/9/23	40	14-18	.779	6-9	.667	8-9	.890

RARE COMPANY

On May 10 against Los Angeles, **A'ja Wilson** became **the 5th player in league history** to amass at least 5,500 points, 500 blocks and 2,500 rebounds. Playing in career game No. 269, she topped **Lisa Leslie** (313 games) for fastest and **Candace Parker** (34 years, 122 days) for youngest. **5,500 Points/2,500 Rebounds/500 Blocks**

Player	Milestone Game	Age
1. A'ja Wilson	269	29 years, 275 days
2. Lisa Leslie	313	35 years, 335 days (5)
3. Candace Parker	326	34 years, 122 days (2)
4. Brittney Griner	348	34 years, 313 days (3)
5. Sylvia Fowles	349	35 years, 224 days (4)

6,000 DEGREES OF SEPARATION

Jewell Loyd, whose first career point came against Los Angeles on June 6, 2015, became the **16th player in WNBA history to score 6,000 career points**. She did so Sept. 9, 2025, against Chicago at 31 years and 339 days, making her the fourth-youngest player in WNBA history to hit that mark. It was the 370th game of her career, which listed as the 10th fastest in W history. There are now 19 players on that list after **Breanna Stewart** hit 6k on May 8, **Brittney Griner** joined the club on May 30 and **A'ja Wilson** did so June 8. Wilson bumped Loyd to the 5th youngest to the mark.

PAINTING THE TOWN RED

Over the first 29 years of WNBA competition, teams finished at or above an average of 40 points in the paint just 14 times, with the **2020 Las Vegas Aces setting the standard of 42.7** points in the paint. And only three seasons saw more than one team hit the 40 PitP mark: **2010** (Atlanta, Phoenix), **2024** (Chicago, Dallas, Seattle) and **2025** (Indiana, Los Angeles).

Through June 23, **6 teams are scoring at least 40 points in the paint**, with the 41.3 ppg by Las Vegas ranking 4th, **thanks to 13.1 from A'ja Wilson, 8.3 from Nalyssa Smith, 7.3 from Chennedy Carter** and 6.5 from **Jackie Young**.

ROARING 20'S

Over the first 29 seasons in WNBA history, a total of **28 players averaged at least 20 points over the course of a season** (minimum 20 games played). Fifteen of those 28 had multiple seasons averaging at least 20. Only 5 boast of at least 5 seasons of 20 or more points a game. **A'ja Wilson** is one of them. If she keeps up the pace, Wilson could become just the second player over the W's 30-year history with 6 or more 20-point seasons.

Diana Taurasi sits atop the list, having averaged at least 20 points over 7 different seasons. And Wilson could join **Angel McCoughtry, Breanna Stewart** and Taurasi as the only players with four consecutive seasons averaging at least 20 points.

2026 AWARD WINNERS

Western Conference Player of the Month

A'ja Wilson (14) May (5-3) 24.8 ppg, 8.1 rpg, 2.9 apg, 2.3 bpg

Western Conference Player of the Week

A'ja Wilson (29) WK1 (4-1) 25.0 ppg, 5.6 rpg, 2.4 apg, 2.0 bpg

A'ja Wilson (30) WK5 (3-0) 30.0 ppg, 9.0 rpg, 4.7 apg, 2.7 bpg

RK	Player	#	Years with 20+ ppg Averages
1.	Diana Taurasi	7	2006, 2008, 2009, 2010, 2011, 2013, 2018
2.	Lauren Jackson	5	2003, 2004, 2007, 2008, 2010
	Angel McCoughtry	5	2010, 2011, 2012, 2013, 2015
	A'ja Wilson	5	2018, 2020, 2023, 2024, 2025 (2026)
	Breanna Stewart	5	2018, 2021, 2022, 2023, 2024
6.	Brittney Griner	4	2017, 2018, 2019, 2021

ROAD WARRIORS

Entering the 2026 season with an 8-game road winning streak, followed by 4 straight road wins, through its first 6 games Las Vegas owned the longest active road winning streak with 12, dating to July 27, 2025. However, the streak ended at Dallas on May 28, leaving the Aces **tied with the 2000 Los Angeles Sparks for the regular season record for consecutive road wins**. Despite the streak ending, the Aces have fared much better on the road than at home, owning a 9-2 record on the road and 5-3 at home.

THAT'S OFFENSIVE

The Aces have had one of the best offenses in the W since moving to Vegas. In 3 of the past 5 seasons they finished 1st in OER, including a league-record 113.0 OER in 2023. While the 2025 team had one of the lowest ranking since moving to Las Vegas, the Aces over the last 16 games of the 2025 season bumped ahead of the league record set by the 2023 title team. The 2026 Aces once again rank **among the top teams** in OER.

Year	OER	Rank
2018	102.0	6th
2019	99.1	5th
2020	107.3	2nd
2021	107.1	1st
2022	109.6	1st
2023	113.0	1st (WNBA record)
2024	106.1	2nd
2025	105.9	4th (overall)
2025	114.7	1st (16-0 over the final 16 games)
2026	112.5	1st

PICK UP THE PACE

The Aces played at one of the fastest paces in the league since moving to Las Vegas as measured by possessions per 40 minutes. The Aces in 2025 played at their slowest pace since arriving in the Entertainment and Sports Capital of the World, but **have slowed a bit as of late**.

	2018	2019	2020	2021	2022	2023	2024	2025	2026
Pos/40	82.4	82.3	82.6	82.5	82.2	82.2	81.1	79.1	80.6
Rank	1st	2nd	1st	1st	1st	2nd	4th	7th	6th

DOUBLE THE FUN

A'ja Wilson has tallied 129 double-doubles in her career, which is **5th-most in WNBA history** and first among active players.

Player	Dub-Dubs	W Games
1. Tina Charles	201	473
2. Sylvia Fowles	193	408
3. Lisa Leslie	157	363
4. Candace Parker	154	410
5. A'ja Wilson	129	286



CALCIUM EFFICIENT

A'ja Wilson shattered the league-record with 20 consecutive games of **20 or more points** from Aug. 28, 2023, through June 27, 2024, then put together 11-straight this season, making her just one of two players to have two of the top 5 longest 20-point streaks in league history.

WNBA Record 20-Point Game Streaks

Player	Games	Streak Start	Streak End
1. A'ja Wilson	20	Aug. 28, 2023	June 27, 2024
2. Diana Taurasi	13	July 22, 2006	May 19, 2007
3. Breanna Stewart	12	June 29, 2017	Aug. 5, 2017
Arike Ogunbowale	12	Sept. 10, 2023	June 13, 2024
5. Cynthia Cooper-Dyke	11	Aug. 17, 1998	June 30, 1999
Maya Moore	11	June 27, 2015	Aug. 1, 2015
Arike Ogunbowale	11	Aug. 10, 2019	Sept. 8, 2019
A'ja Wilson	11	May 13, 2026	June 13, 2026

QUARTER MARKS

A'ja Wilson, who tallied 25 or more points a **league-high 17 times in 2025** and **9 in 2026**, has a total of 89 in her career, which **rank No. 2 among all-time WNBA leaders**.

RK	Player	25-Point Games	Career Games
1.	Diana Taurasi	140	565
2.	A'ja Wilson	89	286
3.	Tina Charles	82	473
4.	Breanna Stewart	81	311
5.	Lauren Jackson	70	317

BUCK & A HALF

With the win on May 31, **Becky Hammon** became the **second-fastest coach in WNBA history to reach 150 victories**, including playoffs. Hammon coached her 205th game on May 31 and only trails behind **Van Chancellor**, who had win No. 150 in 198 games.

RK	Coach	150 Wins (incl. playoffs) Milestone Game
1.	Van Chancellor	198
2.	Becky Hammon	205
3.	Michael Cooper	212
	Cheryl Reeve	212

QUARTER CENTURY WIN

On July 27, 2025, against Dallas, **Becky Hammon** **became the third-fastest and 18th overall W coach to win 100 W regular season games**.

RK	Coach	100 Wins Milestone Game
1.	Michael Cooper	124
2.	Van Chancellor	125
3.	Becky Hammon	142
4.	Cheryl Reeve	143

And Hammon on June 8 became the third quickest to 125 victories.

RK	Coach	125 Wins Milestone Game
1.	Michael Cooper	161
2.	Van Chancellor	165
3.	Becky Hammon	171
4.	Cheryl Reeve	179

MAGIC NO. 3

A'ja Wilson is **ranked No. 3 among all-time league leaders for 20-point games**. Looking at the top 5 in the category, she has produced 20-point games at a faster clip than any of them.

Player	20-PT Games	W Games	% of Games w 20+
1. Diana Taurasi	259	565	45.8%
2. Tina Charles	190	473	40.2%
3. A'ja Wilson	176	286	61.5%
4. Breanna Stewart	161	311	5.18%
5. Cappie Pondexter	152	416	36.5%

30-POINT PRODUCTION COMPANY

Among **all-time league leaders for 30-point games produced** are a pair of Aces—**A'ja Wilson** is No. 2 and **Jewell Loyd** is No. 6.

Player	30-PT Games	W Games
1. Diana Taurasi	54	565
2. A'ja Wilson	43	286
3. Angel McCoughtry	32	311
Breanna Stewart	32	311
5. Lauren Jackson	27	317
6. Jewell Loyd	25	388

SEXTUPLE A

A'ja Wilson **established the franchise record for scoring average** in a season as a rookie, reset the record in 2023 and did so again in 2024. She is the only player in franchise history to average 20+ points in a season on more than one occasion and posted her 5th such season in 2025. Wilson is on pace to finish with another top 5 season.

Player	Year	PPG
1. A'ja Wilson	2024	26.89 (WNBA record)
2. A'ja Wilson	2025	23.43 (No. 7 in WNBA history)
3. A'ja Wilson	2023	22.80 (No. 14)
4. A'ja Wilson	2018	20.70
5. A'ja Wilson	2020	20.46
6. Kelsey Plum	2022	20.17
7. A'ja Wilson	2022	19.52
8. Becky Hammon	2009	19.48
~		
A'ja Wilson	2026	25.74

GOOD GAWD!

Point Gawd **Chelsea Gray**, who is known for her magician-like no-look passes, ranks **6th on the WNBA's career assist chart** with 2,011 assists (**Lindsay Whalen** is No. 5 with 2,348).

Gray also became the 9th player in WNBA history with at least 4,000 points and 1,500 assists, and at the time **was the 4th-fastest to accomplish the feat**, doing so in 332 games (**Skylar Diggins**, 291; **Sue Bird**, 317; **Lindsay Whalen**, 328) before **Alyssa Thomas** did so in 327 games a week later for No. 10, bumping Gray to 5th fastest. (See page 6 for stats on 4,500 points and 2,000 assists.)

ALL SHE DOES IS WIN

Having won the second-most games in league history **before turning 25** and shattering the record for **most wins before turning 26**, **Jackie Young** last season **set a new standard for W victories before 27 with 145**.

Heading into 2025, **Maya Moore** **held the record for wins (164) before turning 28**. Young passed that on Aug. 13 and upped the ante to 176 by season's end.

After tying Moore's record of **185 victories before age 29** on June 11, Young moved alone in the top spot on June 13 and will continue to up the ante through the remainder of the season.

Player	Wins Before 29th Birthday
1. Jackie Young	190
2. Maya Moore	185
3. A'ja Wilson	173

MORE WINNING

On Aug. 25, 2025, against Chicago, **Chelsea Gray** notched her 250th WNBA victory and **Jewell Loyd** reached her 200th. Gray became the **15th player with at least 250 career wins** and Loyd was the 49th to 200.



LAS VEGAS ACES GAME NOTES (STATS/RANKINGS THROUGH GAMES OF JUNE 29)

EVEN MORE WINNING

Becky Hammon boasts the highest winning percentage of any coach in WNBA history for those who have **coached at least 150 games**.

Highest Winning %, minimum 150 games coached

Coach	W	L	PCT
Becky Hammon	131	48	.732
Cheryl Reeve	379	194	.661
Van Chancellor	211	111	.655
Stephanie White	127	84	.602
Sandy Brondello	280	191	.595

I'LL TAKE ANOTHER DOUBLE-DOUBLE FOR 30, ALEX

A'ja Wilson was one of **only five players who posted a 30/10 double-double in 2025**, and was the only one to post more than 1 of them.

With 3 already under her belt in 2026, she's also just **one of two players (Caitlin Clark, 2) who have posted multiple such dub-dubs this year**.

Player	Team	2025 30+ Point Dub-Dubs
1. A'ja Wilson	Las Vegas	10
2. Napheesa Collier	Minnesota	1
Alyssa Thomas	Phoenix	1
Nneka Ogumwike	Seattle	1 (2OT)
Sabrina Ionescu	New York	1

With 29 (and counting) Wilson also has recorded the **most double-doubles with at least 30 points in league history**.

Player	All-Time 30+ Point Dub-Dubs
1. A'ja Wilson	28
2. Breanna Stewart	16
3. Tina Charles	15
4. Lauren Jackson	13
5. Candace Parker	11

ONE GOOD TURNOVER DESERVES ANOTHER

The Aces took care of the basketball better than anybody in the WNBA in four of the past five seasons, and those four seasons **rank as the top four lowest TO seasons in league history**. Despite a slight increase, the Aces still finished in the top four last year, and are currently sitting in third.

Aces Turnovers Per Game

	2020	2021	2022	2023	2024	2025	2026
Las Vegas	12.5	11.8	11.7	11.8	11.7	13.0	12.7
Rank	2nd	1st	1st	1st	1st	4th	3rd

On the flip side, the Aces also ranked first in four of the past six seasons for fewest points allowed off their own miscues and remain among the league leaders in that category in 2026.

Opponents Points Off Turnovers

	2020	2021	2022	2023	2024	2025	2026
Las Vegas	11.8	13.3	13.0	12.8	12.4	13.9	13.4
Rank	1st	2nd	1st	1st	1st	3rd	2nd

HAVE A LITTLE CHARITY

Since the start of the 2018 season, A'ja Wilson has **attempted more than 300 more free throws than her nearest competitor**, and is trailed in the No. 4 spot by teammate Jewell Loyd.

Player	FTAs Since 2018
1. A'ja Wilson	1,924
2. Breanna Stewart	1,446
3. Allisha Gray	1,169
4. Jewell Loyd	1,122

Wilson moved up from No. 8 at the start of the season to **No. 4 for free throws made on the all-time list**, Loyd is No. 17.

Player	Career FTM
1. Diana Taurasi	2,517
2. Tamika Catchings	2,004
3. DeWanna Bonner	1,972
4. A'ja Wilson	1,581

LOOK AT ALL THE PEOPLE HERE TONIGHT

Since 2023, the Aces have been rewriting their home attendance record books, and in 2024 made WNBA history by becoming the first team in the league to sell out 100% of their home games in a season. **The Aces sold out their entire season ticket membership inventory for the 2025 season in August 2024—the earliest any team had ever done so.**

- **The Aces sold out 45 straight home games**, dating from Game 2 of the 2023 WNBA Semifinals (Sept. 26, 2023) through Aug. 21, 2025, which includes games at both Michelob ULTRA Arena and T-Mobile Arena. Including last year's playoff games, the Aces are currently on a **56-game sellout streak at Michelob ULTRA Arena**.
- On July 2, 2024, there were **20,366 in attendance at T-Mobile Arena**, which was the fifth-most attended game in WNBA regular season history and the most since 1999.
- The franchise-high 20,366 fans at T-Mobile Arena against Indiana on July 2, 2024, eclipsed the previous regular season record of 17,406, set on Sept. 10, 2023, when the Aces played host to the Mercury.
- Prior to 2025, the top 10 attendance marks for Las Vegas Aces games played at Michelob ULTRA Arena came in 2024. However, eight of the games at MUA in 2025 jumped into the MUA top 10 list and the top 6 attended games at MUA came last year.
- After seeing attendance averages hit no higher than 5,606 over their first four seasons in Las Vegas, the Aces upped their average to 9,551 fans per game in 2023, and surpassed that number in 2024 with an average of 11,283 over their 20 regular season home games. The Aces averaged 11,358 in 2025 and **11,109 in 2026**.
- **The Aces sold out of their 2024 season-ticket memberships in early March** and had 7 full sellouts by the third week in April, breaking the Las Vegas record of 6 regular season sellouts set in 2023. The Aces upped that mark and **sold out of their 2025 season-ticket memberships in August 2024**, the earliest for any W team ever.
- The attendance mark of **10,509** against Washington on May 23, 2025, is the largest crowd ever for an Aces game at Michelob ULTRA Arena.
- The Las Vegas Aces have welcomed **10,000 or more fans at 72 home games** since arriving in the Valley in 2018—3 of which came in 2022, 9 were in 2023, 23 in 2024, 29 in 2025 and **8 (and counting) in 2026**.
- On Sept. 13, 2023, **the Aces rewrote their playoff attendance record** since arriving in Las Vegas with 12,927 fans at T-Mobile Arena for their first game of the First Round against the Sky. The franchise high for a playoff game is 16,012, set Oct. 3, 2008, when the San Antonio Stars hosted the Detroit Shock in the Finals.
- The Aces ranked **1st in the W in attendance in 2023** with the help of 6 sold out games and **3rd in 2024** after 20 sellouts. The Aces also sold out 2 playoff games in 2024.

Top 10 Attended Games Since Moving to Las Vegas

Date	Opponent	Attendance
1. July 2, 2024	Indiana#	20,366
2. June 22, 2025	Indiana#	18,547
3. Sept. 3, 2024	Chicago#	18,394
4. Sept. 10, 2023	Phoenix#	17,406
5. Sept. 7, 2025	Chicago#	17,306
6. May 9, 2026	Phoenix#	16,511
7. Sept. 9, 2025	Chicago#	15,640
8. Sept. 4, 2025	Minnesota#	14,656
9. Sept. 13, 2023	Chicago#*	12,927
10. Sept. 23, 2025	Indiana*	10,516

* Playoff Game
Played in T-Mobile Arena



- 16. Nneka Ogumike 1,369
- 17. Jewell Loyd 1,353

NEVER GONNA GIVE YOU UP

Only 6 players in WNBA history **averaged more than 20 points and fewer than 2.0 turnovers over the course of a season**. A'ja Wilson has accomplished the feat 4 times (2018, 2020, 2023 and 2024), which ranks 2nd behind **Breanna Stewart** (5).

Elena Delle Donne and **Lauren Jackson** are 3rd with 3 such seasons apiece and **Tina Charles** (2016) and **Kelsey Mitchell** (2025) have one apiece. Wilson's 26.9 points a game in 2024 tops the chart and her **1.26 turnovers per game ranks No. 4**.

That list bumps to **39 when upping the turnover average to 2.5 per game**, which was done by three players in 2025 -- **Napheesa Collier** (22.9 ppg, 2.1 TOs), **Mitchell** (20.2 ppg, 1.8 TOs) and **Wilson** (23.4 ppg, 2.2 TOs).

Further, there are **18 players in the history of the WNBA** who have amassed at least 5,000 points and 2,000 rebounds. Of those 18, **only 7 have turned it over fewer than 2.0 times per game**. Wilson ranks No. 3.

Player	Points	Rebounds	TOs/Game
1. DeWanna Bonner	7987	3302	1.5153
2. Tangela Smith	5046	2335	1.6263
3. A'ja Wilson	6208	2672	1.7203
4. Lauren Jackson	6007	2447	1.7319
5. Candice Dupree	6895	3146	1.7632
6. Nneka Ogumike	7580	3413	1.7792
7. Breanna Stewart	6350	2636	1.8939

RAREFIED AIR

Wilson ranks 2nd in WNBA history for 20/10 double-doubles.

Player	20P/10R Dub-Dubs	W Seasons
1. Tina Charles	109	14
2. A'ja Wilson	99	9th
3. Sylvia Fowles	77	15

Among her 20/10 games are 56 with at least 25 points and 10 rebounds, which is the **most in WNBA history**.

Player	25Pt/10Reb Dub-Dubs	W Seasons
1. A'ja Wilson	56	9th
2. Tina Charles	42	14
3. Breanna Stewart	30	10th

And 10 of those 25/10 double-double games came **without a single turnover, tops in WNBA history**.

Player	25P/10R/Zero TOs Dub-Dubs
1. A'ja Wilson	10
2. Lauren Jackson	6
Breanna Stewart	6

Wilson also has the **most 25/15 double-doubles** in W history, and has notched **3 of the 4 recorded thus far in 2026**.

Player	25Pt/15Reb
1. A'ja Wilson	17
2. Tina Charles	12
3. Lisa Leslie	11
4. Yolanda Griffith	9
Sylvia Fowles	9

TAKING STOCK

A'ja Wilson on June 2 became the **14th player in WNBA history with at least 900 career stocks**, and was the 4th quickest to the mark, trailing only **Lisa Leslie** (245 games), **Tamika Catchings** (259) and **Margo Dydek** (265).

RK Player 900 Stocks Milestone Game

- 1. Lisa Leslie 245
- 2. Tamika Catchings 259
- 3. Margo Dydek 265
- 4. A'ja Wilson 276

LOCK, STOCKS & TWO SMOKING BARRELS

In 2024, the now 3-time Defensive Player of the Year **A'ja Wilson** became the league's all-time **single-season 'stocks' leader**, which combines steals and blocks and took over No. 2 in 2025.

Player	Year	Steals	Blocks	Stocks
1. A'ja Wilson	2024	68	98	166
2. A'ja Wilson	2025	64	92	156
3. Brittney Griner	2014	22	129	151

Wilson and Lisa Leslie are the only players listing more than once among the top 10 seasons for total stocks -- they have three apiece.

Player Top 10 Seasons for Stocks

- 1. A'ja Wilson 2023, 2024, 2025
- Lisa Leslie 2004, 2005, 2008
- 3. Margo Dydek 2001
- Yolanda Griffith 2000
- Tamika Catchings 2002
- Brittney Griner 2014

Wilson is in good position to lead the league in stocks again this year.

Rk Player G Steals Blocks Stocks

- 1. A'ja Wilson 19 30 38 68
- Emily Engstler 20 29 39 68
- 3. Rhyne Howard 18 45 14 59

Additionally, the defensive threat has racked up **over 200 stocks more than anyone else since entering the league in 2018**.

Stocks Since 2018

Player	Steals	Blocks	Stocks
1. A'ja Wilson	365	571	936
2. Breanna Stewart	356	333	689
3. Natasha Howard	390	287	677

BLOCK PARTY

Wilson, who started the season ranked 9th **on the league's all-time career** blocked shots list and now sits at No. 7, has blocked more shots than anyone else **since entering the league in 2018**.

All-time WNBA Career Blocked Shots Leaders

Player	Blocks
1. Brittney Griner	879
2. Margo Dydek	877
3. Lisa Leslie	822

- 6. Lauren Jackson 586
- 7. A'ja Wilson 571

Player Blocks Since 2018

- 1. A'ja Wilson 571
- 2. Brittney Griner 392
- 3. Ezi Magbegor 354



HEAD COACH BECKY HAMMON



Las Vegas Aces President Nikki Fargas announced on December 31, 2021, that the team hired San Antonio Spurs assistant and 6-time WNBA All-Star Becky Hammon as the team's head coach.

Hammon rewarded the Aces less than nine months later with the franchise's first WNBA Championship.

She repeated that feat in her second season, helping the Aces become the first team to claim back-to-back WNBA titles in more than 20 years.

While the Aces 3-peat bid fell short in Hammon's third season, the injury-hampered team still advanced to the

WNBA Semifinals and finished fourth in league play.

Season No. 4 for Hammon was one for the history books.

During the 2024-25 offseason, free agency and the expansion draft saw the departure of several key players from the Aces first two championship runs. However, Las Vegas signed several players, key among them was two-time WNBA Champion, two-time Olympic gold medalist and six-time All-Star Jewell Loyd. With the different faces came struggles to gain trust and build chemistry, and the Aces roster saw more changes over the first half of the season. The final addition came on June 30 when the Aces were 8-8.

Over the next 11 games, the Aces went 6-5 before falling to 14-14 with a 53-point loss at home against Minnesota on Aug. 2. Nearly everyone outside the organization wrote off the Aces. Everyone in the inner circle knew the pieces were there, and the team rebounded with a 101-77 win the following day against Golden State. The Aces continued stringing together victories, knocking off defending champion New York and eventual Nos. 3 and 4 Atlanta and Phoenix, and brought a 12-game winning streak into a rematch against Minnesota. The Aces passed the test, 97-87, and won their next three for a season-ending 16-game winning streak to finish an improbable second in the standings. From there, the Aces were pushed to the limit in the first two rounds of the playoffs but never folded before earning a four-game sweep of Phoenix in the Finals for their third title in four years.

In her four years with the Aces, Las Vegas tallied a 77-29 (.726) mark in the regular season, 19-6 (.760) in playoff games and also captured the 2022 Commissioner's Cup crown.

The seeds for Hammon's hiring were originally sewn when the Aces retired her jersey on September 13, 2021. That ceremony served as the culmination of the franchise's 25th anniversary alumni initiative, which saw the Aces embrace their Utah and San Antonio roots, and celebrate the players who helped build the franchise and the league from the ground up. Las Vegas owner Mark Davis spent time with Hammon and her family that week, and walked away understandably impressed.

Hammon played 16 seasons in the WNBA, including her final eight in San Antonio, where she led the franchise to its first finals appearance in 2008.

On August 5, 2014, Spurs head coach Gregg Popovich hired Hammon as a full-time assistant making her the first woman in NBA history to hold that position.

Since that time, Hammon continued to accumulate coaching 'firsts' in the NBA. On July 3, 2015, she became the first woman to serve as head coach in the NBA's Summer League where she led the Spurs to the league title.

Less than a year later, Hammon became the first woman to be part of an All-Star coaching staff, and on December 30, 2020, following Popovich's ejection in San Antonio's game against Los Angeles, Hammon took over on the bench, becoming the first woman acting head coach in the history of the NBA.

A member of the league's 15th, 20th and 25th anniversary teams, Hammon went undrafted in 1999 following her All-American career at Colorado State. She signed with New York as a free agent that same year, helping the team to WNBA Finals appearances in three of her first four years in the Big Apple.


The Rapid City, South Dakota native earned her first All-Star nod in 2003, and represented New York on the Eastern Conference squad in 2005 and 2006 as well.

Following the 2006 season, New York traded Hammon to San Antonio. In her first year in silver and black, she posted what were then career highs in scoring (18.8 ppg), and assists (5.0) while earning another trip to the WNBA All-Star Game. As a team, the Silver Stars made their first appearance in the postseason since 2002, falling to Phoenix in the Western Conference Finals.

In 2008, Hammon led San Antonio to its first trip to the WNBA Finals where they fell to Detroit. The Silver Stars made the playoffs in each of her seven full seasons with the team, and Hammon once again was named to the All-Star team in 2009 and 2011.

She retired as the franchise leader in assists per game (5.1) and scoring average (15.6), and the WNBA leader in career free throw percentage (89.7).

Hammon, who was inducted into the Naismith Memorial Hall of Fame on Aug. 12, 2023, was inducted into the Women's Basketball Hall of Fame in 2022, the Colorado Sports Hall of Fame in 2015 and the San Antonio Sports Hall of Fame in 2018.



HEAD COACH BECKY HAMMON



Colorado State (1995-99)		WNBA (1999-2014)	
All-American	1997, 1998, 1999	New York Liberty	1999-2006
NCAA Sweet Sixteen	1999	San Antonio Stars	2007-14
NCAA Second Round	1996, 1998		
WAC Mountain Division Player of the Year	1997-98, 1998-99	All-Star	2003, 2005-07, 2009, 2011
WAC Pacific Division Player of the Year	1996-97	All-WNBA First Team	2007, 2009
WAC Tournament MVP	1996	All-WNBA Second Team	2005, 2008
WAC Freshman of the Year	1995-96	WNBA Assists Leader	2007
WAC All-Time Leading Scorer	2,740 points, 1995-99	WNBA 15th Anniversary Team	2011
WAC Single-Season Scoring Leader	824 points, 1998-99	WNBA 20th Anniversary Team	2016
WAC Single-Season Made 3-Pointers Leader	114, 1998-99	WNBA 25th Anniversary Team	2021
No. 25 Retired by Colorado State	January 22, 2005	WNBA Finals	1999, 2000, 2002, 2008
Coaching Career (2014-present)		No. 25 Retired by San Antonio	June 25, 2016
San Antonio Spurs Assistant (NBA)	2014-22	No. 25 Retired by Las Vegas	September 13, 2021
Las Vegas Aces (WNBA)	2022-present		
Halls of Fame			
WNBA Champion	2022, 2023, 2025	Naismith Memorial Basketball Hall of Fame	2023
Coach of the Year	2022	San Antonio Sports Hall of Fame	2018
Coach of the Month	Sept. 2024, June 2023, May 2022	Colorado Sports Hall of Fame	2015
Commissioner's Cup Champion	2022		

WNBA HEAD COACH RECORD

TEAM	YEAR	REG SEASON		WNBA FINISH	PLAYOFFS		NOTES
		W-L	PCT		W-L	PCT	
Las Vegas Aces	2022	26-10	.722	1st	8-2	.800	WNBA Champion, Commissioner's Cup Champion, regular season No. 1
Las Vegas Aces	2023	34-6	.850	1st	8-1	.875	WNBA Champion, regular season No. 1, Commissioner's Cup title game
Las Vegas Aces	2024	27-13	.675	4th	3-3	.500	WNBA Semifinals
Las Vegas Aces	2025	30-14	.682	2nd	9-3	.750	WNBA Champion, regular season No. 2
Las Vegas Aces	2026	14-5	.737				
Totals	5th Year	131-48	.732	---	28-9	.757	3 WNBA championships, 1 Commissioner's Cup championship

NBA ASSISTANT COACH RECORD

TEAM	YEAR	REG SEASON			NBA PLAYOFFS			NOTES
		W-L	PCT	CONF	W-L	PCT		
San Antonio	2014-15	55-27	.671	6th	3-4	.429	Western Conference First Round	
San Antonio	2015-16	67-15	.817	2nd	6-4	.600	Western Conference Semifinals	
San Antonio	2016-17	61-21	.744	2nd	8-8	.500	Western Conference Finals	
San Antonio	2017-18	47-35	.573	7th	1-4	.250	Western Conference First Round	
San Antonio	2018-19	48-34	.585	7th	3-4	.429	Western Conference First Round	
San Antonio	2019-20	32-39	.451	11th	-	-	-	
San Antonio	2020-21	33-39	.458	10th	-	-	-	
San Antonio	2021-22	34-48	.415	10th	-	-	-	
Totals	8 Years	377-258	.594		21-24	.467		

WNBA STATISTICS

YEAR	TM	G	GS	MP	FG	FGA	FG%	3P	3PA	3P%	2P	2PA	2P%	eFG%	FT	FTA	FT%	OR	DR	REB	RPG	A	S	B	TO	PF	PTS	PPG
1999	NYL	30	0	202	27	64	.422	11	38	.289	16	26	.615	.508	15	17	.882	2	17	19	0.6	17	6	0	24	27	80	2.7
2000	NYL	32	16	835	119	252	.472	52	141	.369	67	111	.604	.575	61	69	.884	19	45	64	2.0	58	29	1	62	55	351	11.0
2001	NYL	32	0	619	90	197	.457	42	111	.378	48	86	.558	.563	40	51	.784	10	42	52	1.6	51	27	1	48	46	262	8.2
2002	NYL	32	1	659	87	197	.442	44	114	.386	43	83	.518	.553	38	56	.679	18	50	68	2.1	54	25	0	55	49	256	8.0
2003	NYL	11	2	257	50	87	.575	23	49	.469	27	38	.711	.707	39	41	.951	1	20	21	1.9	18	10	1	27	13	162	14.7
2004	NYL	34	34	1130	153	354	.432	57	170	.335	96	184	.522	.513	97	116	.836	17	101	118	3.5	150	58	2	118	73	460	13.5
2005	NYL	34	34	1165	145	336	.432	65	178	.365	80	158	.506	.528	118	131	.901	20	94	114	3.4	146	60	2	107	77	473	13.9
2006	NYL	22	20	674	107	252	.425	37	108	.343	70	144	.486	.498	72	75	.960	6	60	66	3.0	81	29	3	65	46	323	14.7
2007	SAS	28	27	934	179	402	.445	74	183	.404	105	219	.479	.537	95	102	.931	8	69	77	2.8	140	23	5	114	51	527	18.8
2008	SAS	33	33	1101	171	438	.390	77	220	.350	94	218	.431	.478	163	174	.937	13	78	91	2.8	161	43	7	104	60	582	17.6
2009	SAS	31	31	1049	200	447	.447	76	206	.369	124	241	.515	.532	128	142	.901	25	78	103	3.3	156	49	12	111	54	604	19.5
2010	SAS	32	32	1075	159	360	.442	69	177	.390	90	183	.492	.538	97	101	.960	16	77	93	2.9	172	36	8	108	61	484	15.1
2011	SAS	33	33	1050	176	400	.440	75	193	.389	101	207	.488	.534	99	111	.892	5	91	96	2.9	192	49	7	119	51	526	15.9
2012	SAS	33	33	998	160	363	.441	80	184	.435	80	179	.447	.551	85	97	.876	9	74	83	2.5	176	31	6	106	37	485	14.7
2013	SAS	1	1	12	1	3	.333	0	1	.000	1	2	.500	.333	0	0	----	0	1	1	1.0	1	0	0	3	0	2	2.0
2014	SAS	32	32	784	91	218	.417	47	118	.398	44	100	.440	.525	35	35	1.000	3	42	45	1.4	135	13	4	53	37	264	8.3
Career		450	329	12544	1915	4370	.438	829	2191	.378	1086	2179	.498	.533	1182	1318	.897	172	939	1111	2.5	1708	488	591224	737	5841	13.0	



JANIAH BARKER • No. 2

Forward • 6-4 • Tennessee '26 • Rookie

COLLEGIATE CAREER HIGHLIGHTS

- Wrapped her collegiate career at Tennessee after spending her first two years (2022-24) at Texas A&M and one year (2024-25) at UCLA.
- 2025 Big Ten Sixth Player of the Year.
- As a freshman, started 7 of 19 games and averaged 12.7 ppg, 5.9 rpg and 1.0 bpg, while shooting 45.6% from the field en route to earning 2023 SEC All-Freshman Team honors.
- Averaged 12.2 ppg and 7.6 rpg, while starting 27 of 30 games played as a sophomore.
- At UCLA, started 3 of 36 games and posted 7.4 ppg and 6.0 rpg in helping the Bruins reach the 2025 Final Four
- At Tennessee, averaged 14.3 ppg and 6.6 rpg as a senior.
- In all, Barker started 58 of 112 games played and averaged 11.2 ppg and 6.5 rpg, while shooting 46.8% from the field during her four-year collegiate career.

USA BASKETBALL

- Won gold medals at the 2019 FIBA U16 AmeriCup and 2021 FIBA 3x3 U18 World Cup, and a silver medal at the 2023 FIBA AmeriCup.

PERSONAL:

- Hails from Marietta, Georgia.
- Born on Nov. 8, 2023.

WNBA CAREER HIGHLIGHTS

- Selected at No. 29 in the first round of the 2026 WNBA Draft by Las Vegas.

2026 (LAS VEGAS)

- Sideline due to concussion protocol through the first five games of the season and has yet to break into the action.

RECORD WITH/OUT

Year	Games Missed	Record With	Record Without
2026	19	0-0	14-5

WNBA RANKINGS

	PPG	RPG	APG	SPG	BPG	MPG	FG%	3G%	FT%
2026	---	---	---	---	---	---	---	---	---

2026 REGULAR SEASON / CAREER HIGHS

PTS
REBS
ASTS
STLS
BLKS
MINS

SEASON HIGHS

	PTS	REBS	ASTS	STLS	BLKS	MIN	FGM	FGA	3PM	3PA	FTM	FTA
2026	-	-	-	-	-	-	-	-	-	-	-	-

MILESTONES REACHED

Mark	Opponent	Date	Game #
1st Point			
1st Rebound			

PENDING MILESTONES

Mark	Category	Current	Needs
n/a			

10+ REBOUNDS & ASSISTS GAMES

	REB	ASTS	DOUBLE-DOUBLES
YEAR	10 +	10 +	PT/REB
2026	0	0	0

10+ POINT GAMES

	SCORING	
YEAR	10 +	20 +
2026	0	0

CAREER REGULAR SEASON STATISTICS

YEAR	TM	G	GS	MP	FGM	FGA	FG%	3PM	3PA	3P%	2PM	2PA	2P%	eFG%	FT	FTA	FT%	OR	DR	REB	RPG	A	S	B	TO	PF	PTS	PPG
2026	LVA			DNP																								



KIERSTAN BELL • No. 1

Forward • 6-1 • Florida Gulf Coast '22 • 5th Year

2024 (LAS VEGAS)

- Was injured early on and played in just 6 games during the regular season and saw action in one game in the postseason.

2022 (LAS VEGAS)

- Scored a career playoff-high 11 vs. Phoenix on Aug. 20.

COLLEGIATE HIGHLIGHTS

- Named ASUN Player of the Year as a sophomore.
- First player in program history to record a 20/20 game (24 points, 20 rebounds) in FGCU debut vs Davidson on Nov. 30, 2020.
- 2021, 2022 All-American honorable mention.
- 2-time Becky Hammon Mid-Major Player of the Year.
- Transferred to Florida Gulf Coast after playing as a freshman for Ohio State, where she listed as an All-Big Ten honorable mention and named to the Big Ten All-Freshmen Team.

PERSONAL

- Hails from Alliance, Ohio.
- Born on March 16, 2000.

KIERSTAN BELL'S ONLINE BIO

- [Online bio](#) includes items such as expanded WNBA statistics, more notes, college and international statistics, and more!

WNBA CAREER HIGHLIGHTS

- 2022, 2023 & 2025 WNBA Champion.

2026 (LAS VEGAS)

-

2025 (LAS VEGAS)

- Missed the final two games of the season due to injury (lower right leg).
- Moved into the starting rotation on July 27 at Dallas and scored a career-high 19 points.

RECORD WITH/OUT

Year	Games Missed	Record With	Record Without
2022	15	18-3	8-7
2023	4	31-5	3-1
2024	34	6-0	21-13
2025	9	22-13	8-1
2026	4	11-3	3-1
Totals	65	88-24	43-23

WNBA RANKINGS

	PPG	RPG	APG	SPG	BPG	MPG	FG%	3G%	FT%
2022	---	---	---	---	---	---	---	---	---
2023	---	---	---	---	---	---	---	---	---
2024	---	---	---	---	---	---	---	---	---
2025	---	---	---	---	---	---	---	---	---
2026	---	---	---	---	---	---	---	---	---

2026 REGULAR SEASON HIGHS

PTS	10	Dallas	June 25, 2026
REBS	6	Phoenix	May 9, 2026
ASTS	3	New York	June 23, 2026
STLS	1	3x, Last @ Los Angeles	June 2, 2026
BLKS	2	2x, Last @ Dallas	June 15, 2026
MINS	21:39	@ Los Angeles	June 2, 2026

SEASON HIGHS

	PTS	REBS	ASTS	STLS	BLKS	MIN	FGM	FGA	3PM	3PA	FTM	FTA
2022	12	5	2	1	1	15:48	4	6	2	4	2	2
2023	15	5	2	2	2	19:24	5	9	3	6	2	2
2024	12	4	5	0	0	24:12	4	11	3	6	1	2
2025	19	6	3	2	1	27:38	6	11	6	7	4	4
2026	10	6	2	1	2	21:39	4	7	2	6	0	0

CAREER REGULAR SEASON HIGHS

PTS	19	@ Dallas	July 27, 2025
REBS	6	2x, last vs Phoenix	May 9, 2026
ASTS	5	Dallas	Sept. 19, 2024
STLS	2	3x, last @ Los Angeles	July 29, 2025
BLKS	2	3x, Last @ Dallas	June 15, 2026
MINS	27:38	Dallas	Aug. 17, 2025

MILESTONES REACHED

Mark	Opponent	Date	Game #
1st Point	Phoenix	5/21/2022	5
100th Point	Dallas	7/30/2023	43
100th Rebound	@ Connecticut	7/6/2025	76

UPCOMING MILESTONES

Mark	Category	Current	Needs
400	Points	352	48

10+ REBOUNDS & ASSISTS GAMES

	REB	ASTS	DUB-DUBS
YEAR	10+	10+	PT/REB
2022	0	0	0
2023	0	0	0
2024	0	0	0
2025	0	0	0
2026	0	0	0
Totals	0	0	0

10+ POINT GAMES

	SCORING	
YEAR	10+	20+
2022	1	0
2023	3	0
2024	1	0
2025	2	1
2026	1	0
Totals	7	1

CAREER REGULAR SEASON STATISTICS

YEAR	TM	G	GS	MP	FGM	FGA	FG%	3PM	3PA	3P%	2PM	2PA	2P%	eFG%	FT	FTA	FT%	OR	DR	REB	RPG	A	S	B	TO	PF	PTS	PPG
2022	LVA	21	1	121	10	33	.303	3	22	.136	7	11	.636	.348	4	4	1.000	4	15	19	0.9	7	2	3	5	10	27	1.3
2023	LVA	36	0	424	53	153	.346	20	82	.244	33	71	.465	.412	6	10	.600	14	42	56	1.6	18	15	5	14	47	132	3.7
2024	LVA	6	0	43	6	16	.375	4	8	.500	2	8	.250	.500	1	2	.500	1	5	6	1.0	5	0	0	1	5	17	2.8
2025	LVA	35	16	427	52	153	.340	30	102	.294	22	51	.431	.438	12	15	.800	20	42	62	1.8	23	14	11	17	30	146	4.2
2026	LVA	15	0	165	12	44	.273	6	30	.200	6	14	.429	.341	0	0	---	4	16	20	1.3	11	5	6	6	12	30	2.0
Career		113	17	1180	133	400	.333	63	245	.257	70	155	.452	.411	23	31	.742	43	120	163	1.4	64	36	25	43	104	352	3.1



CHENNEDY CARTER • No. 23

Guard • 5-9 • Texas A&M '20 • 5th Year

OFFSEASON

- Has competed in China, Israel, Mexico, Poland, and Turkey.
- Posted the first triple-double of the 2024-25 WCBA (China) season with 33 points, 17 rebounds and 10 assists, adding 5 assists and 1 blocked shots on Jan. 20, 2025.

COLLEGIATE (TEXAS A&M)

- 2020 AP All-America second team
- 2019 and 2020 USBWA All-Ameirca second team
- 2020 WBCA All-American
- 2018 USBWA and WBCA National Freshman of the Year
- Three-time All-SEC first team
- 2018 SEC Freshman of the Year

USA BASKETBALL

- Earned silver medals at the 2019 Pan American Games and the 2017 FIBA U19 World Cup and a gold at the 2016 FIBA U18 AmeriCup.

PERSONAL

- Hails from Mansfield, Texas.
- Born on Nov. 14, 1998.

WNBA CAREER HIGHLIGHTS

- Selected No. 4 overall by Atlanta in the 2020 WNBA Draft.
- 2020 WNBA All-Rookie Team

2026 (LAS VEGAS)

- Signed a training camp contract on April 14.

2020 (ATLANTA)

- Scored a career-high 35 points against New York on August 6.

RECORD WITH/OUT

Year	Games		Record	
	Missed	With	With	Without
2020	6	6-10	1-5	1-5
2021	6	5-6	1-5	1-5
2022	12	8-16	5-7	5-7
2024	7	13-20	1-6	1-6
2026	8	8-3	6-2	6-2
Totals	38	40-55	14-25	14-25

CHENNEDY CARTER • No. 23

WNBA RANKINGS

	PPG	RPG	APG	SPG	BPG	MPG	FG%	3G%	FT%
2020	---	---	---	---	---	---	23	---	29
2021	---	---	---	---	---	---	---	---	---
2022	---	---	---	---	---	---	---	---	---
2024	---	---	---	---	---	---	18	---	---
2026	---	---	---	---	---	---	4	---	---

2026 REGULAR SEASON HIGHS

PTS	27	@ Connecticut	May 13, 2026
REBS	8	@ Connecticut	May 13, 2026
ASTS	4	@ Connecticut	May 13, 2026
STLS	2	4x, Last @ Connecticut	May 15, 2026
BLKS	1	2x, Last vs Los Angeles	May 23, 2026
MINS	25:08	@ Connecticut	May 13, 2026

SEASON HIGHS

	PTS	REBS	ASTS	STLS	BLKS	MIN	FGM	FGA	3PM	3PA	FTM	FTA
2020	35	5	8	2	1	36:28	12	22	3	4	10	10
2021	24	4	6	2	1	33:57	10	19	1	2	11	11
2022	23	6	5	2	2	28:44	8	15	1	2	8	8
2024	34	9	7	3	1	35:37	15	24	3	4	15	9
2026	27	8	4	2	1	26:12	13	16	4	4	5	5

CAREER REGULAR SEASON HIGHS

PTS	35	vs Seattle	Aug. 6, 2020
REBS	9	vs Los Angeles	Aug. 6, 2024
ASTS	8	vs Dallas	July 26, 2020
STLS	3	6x Last vs Las Vegas	July 16, 2024
BLKS	2	2x Last vs Las Vegas	June 11, 2022
MINS	36:28	vs Seattle	Aug. 6, 2020

MILESTONES REACHED

Mark	Opponent	Date	Game #
1st Point		7/26/2020	1
100th Point		8/6/2020	6
500th Point		5/25/2022	35
1,000th Point		7/11/2024	73
100th Assist		5/14/2022	31
250th Assist		5/23/2026	90
100th Rebound		5/15/2024	52

UPCOMING MILESTONES

Mark	Category	Current	Needs
1,500	Points	1,380	120

10+ REBOUNDS & ASSISTS GAMES

YEAR	REB			ASTS			DUB-DUBS		
	10+	10+	PT/REB	10+	10+	PT/REB	10+	10+	PT/REB
2020	0	0	0	0	0	0	0	0	0
2021	0	0	0	0	0	0	0	0	0
2022	0	0	0	0	0	0	0	0	0
2024	0	0	0	0	0	0	0	0	0
2026	0	0	0	0	0	0	0	0	0
Totals	0	0	0	0	0	0	0	0	0

10+ POINT GAMES

YEAR	SCORING		
	10+	20+	30+
2020	13	6	1
2021	8	4	0
2022	10	2	0
2024	29	11	2
2026	8	4	0
Totals	68	27	3

CAREER REGULAR SEASON STATISTICS

YEAR	TM	G	GS	MP	FGM	FGA	FG%	3PM	3PA	3P%	2PM	2PA	2P%	eFG%	FT	FTA	FT%	OR	DR	REB	RPG	A	S	B	TO	PF	PTS	PPG
2020	ATL	16	16	406	106	224	.473	12	32	.375	94	192	.490	.500	55	67	.821	8	28	36	2.3	55	14	5	43	57	279	17.4
2021	ATL	11	11	280	60	132	.455	1	9	.111	59	123	.480	.458	35	40	.875	5	9	14	1.3	36	8	4	23	33	156	14.2
2022	LAS	24	2	393	85	189	.450	2	10	.200	83	179	.464	.455	41	55	.745	9	36	45	1.9	46	15	9	43	52	213	8.9
2024	CHI	33	20	858	238	489	.487	9	31	.290	229	458	.500	.496	92	126	.730	22	95	117	3.5	102	36	6	55	105	577	17.5
2026	LVA	11	0	194	59	97	.608	11	21	.524	48	76	.632	.665	26	35	.743	8	13	21	1.9	15	10	3	16	27	155	14.1
Career		95	49	2131	548	1131	.485	35	103	.340	513	1028	.499	.500	249	323	.771	52	181	233	2.5	254	83	27	180	274	1380	14.5



DANA EVANS • No. 11

Guard • 5-6 • Louisville 2021 • 6th Year

2023 (CHICAGO)

- Checked in for 38 of 39 games played and contributed 9.0 ppg and 3.0 apg en route to finishing third in the 2023 WNBA Sixth Player of the Year voting.

2022 (CHICAGO)

- Scored her career-high 24 points in her first career start to open the 2022 campaign.

2021 (DALLAS & CHICAGO)

- Traded to Chicago on 6/2/21, after averaging 4 minutes a game, more than doubled her playing time after the move to Chicago to 8.6 minutes and went from 0.8 ppg to 3.9 ppg and 0.5 apg to 1.2 apg.
- Saw action in 6 games for Dallas, 22 for Chicago.

OFFSEASON

- Spent her first WNBA offseason playing in Hungary and since then has competed for Besiktas in the Turkish Super League, as well as the EuroCup (2022-23 through 2023-24).
- Signed with Unrivaled for 2026 but played just one game due to injury.

COLLEGIATE HIGHLIGHTS (LOUISVILLE)

- A two-time All-American
- 2020 and 2021 ACC Player of the Year
- 2019 ACC Sixth Player of the Year
- 2018 ACC All-Freshman Team
- Averaged 12.7 ppg, 2.4 rpg and 3.9 apg over 135 games.

PERSONAL

- Hails from Gary, Indiana.
- Born on Aug. 1, 1998.

WNBA CAREER HIGHLIGHTS

- 2021 & 2025 WNBA Champion
- 2021 WNBA All-Rookie Team.
- Selected No. 13 overall (first in the second round) by Dallas in the 2021 WNBA Draft.

2026 (LAS VEGAS)

- Sidelined with a left leg injury.

2025 (LAS VEGAS)

- Got one starting nod, against New York Aug. 13.

RECORD WITH/OUT

Year	Games		Record	
	Missed	With	With	Without
2021	2	14-15	2-0	
2022	3	24-9	2-1	
2023	1	17-22	1-0	
2024	1	12-27	1-0	
2025	0	30-14	0-0	
2026	19	0-0	14-5	
Totals	25	97-87	20-6	

DANA EVANS • No. 11

WNBA RANKINGS

	PPG	RPG	APG	SPG	BPG	MPG	FG%	3G%	FT%
2021	---	---	---	---	---	---	---	30	---
2022	---	---	---	---	---	---	---	---	---
2023	---	---	25	---	---	---	---	---	19
2024	---	---	33	---	---	---	---	19	---
2025	---	---	---	---	---	---	---	23	---
2026	---	---	---	---	---	---	---	---	---

2026 REGULAR SEASON HIGHS

PTS
REBS
ASTS
STLS
BLKS
MINS

CAREER REGULAR SEASON HIGHS

PTS 24 Los Angeles May 6, 2022
 REBS 4 8x, last @ Minnesota July 25, 2025
 ASTS 8 2x, last vs Seattle Aug. 22, 2023
 STLS 5 Los Angeles May 30, 2024
 BLKS 2 Indiana June 15, 2023
 MINS 35:15 Los Angeles May 6, 2022

SEASON HIGHS

	PTS	REBS	ASTS	STLS	BLKS	MIN	FGM	FGA	3PM	3PA	FTM	FTA
2021	14	3	4	2	1	18:43	4	7	2	3	4	4
2022	24	4	5	4	1	35:15	9	17	3	7	4	5
2023	23	4	8	3	2	33:47	8	16	4	6	9	9
2024	15	4	6	5	1	34:44	7	16	4	6	10	10
2025	21	4	6	2	1	24:36	8	11	5	6	4	5
2026	-	-	-	-	-	-	-	-	-	-	-	-

MILESTONES REACHED

Mark	Opponent	Date	Game #
1st Point	Seattle	5/22/2021	2
100th Point	Los Angeles	5/6/2022	30
500th Point	Seattle	8/22/2023	94
1,000th Point	Golden State	7/12/2025	161
100th Assist	@ Los Angeles	6/9/2023	70
100th Rebound	New York	6/4/2024	109

UPCOMING MILESTONES

Mark	Category	Current	Needs
400	Assists	379	21

10+ REBOUNDS & ASSISTS GAMES


YEAR	REB			ASTS			DUB-DUBS		
	10+	10+	PT/REB	10+	10+	PT/REB	10+	10+	PT/REB
2021	0	0	0	0	0	0	0	0	0
2022	0	0	0	0	0	0	0	0	0
2023	0	0	0	0	0	0	0	0	0
2024	0	0	0	0	0	0	0	0	0
2025	0	0	0	0	0	0	0	0	0
2026	0	0	0	0	0	0	0	0	0
Totals	0	0	0	0	0	0	0	0	0

10+ POINT GAMES

YEAR	SCORING	
	10+	20+
2021	1	0
2022	4	1
2023	14	3
2024	17	0
2025	11	1
2026	0	0
Totals	47	5

CAREER REGULAR SEASON STATISTICS

YEAR	TM	G	GS	MP	FGM	FGA	FG%	3PM	3PA	3P%	2PM	2PA	2P%	eFG%	FT	FTA	FT%	OR	DR	REB	RPG	A	S	B	TO	PF	PTS	PPG	
2021	TOT	29	0	221	27	79	.342	18	45	.400	9	34	.265	.456	23	26	.885	1	10	11	0.4	30	5	1	17	21	95	3.3	
2021	DAL	6	0	24	1	6	.167	1	3	.333	0	3	.000	.250	2	2	1.00	0	0	0	0.0	3	0	0	4	3	5	0.8	
2021	CHI	23	0	197	26	73	.356	17	42	.405	9	31	.290	.473	21	24	.875	1	10	11	0.5	27	5	1	13	18	90	3.9	
2022	CHI	33	1	378	49	130	.377	22	67	.328	27	63	.429	.462	22	25	.880	5	22	27	0.8	41	10	3	27	29	142	4.3	
2023	CHI	39	1	837	116	322	.360	42	143	.294	74	179	.413	.425	76	89	.854	7	40	47	1.2	118	27	4	61	45	350	9.0	
2024	CHI	39	12	743	95	252	.377	41	109	.376	54	143	.378	.458	48	50	.960	5	38	43	1.1	94	26	5	53	48	279	7.2	
2025	LVA	44	1	777	107	274	.391	37	101	.366	70	173	.405	.458	40	53	.755	8	39	47	1.1	96	17	5	37	57	291	6.6	
2026	LVA	DNP -- Injured																											
Career		184	15	2956	394	1057	.373	160	465	.344	234	592	.395	.448	209	243	.860	26	149	175	1.0	379	85	18	195	200	1157	6.3	



CHELSEA GRAY • No. 12

Point Guard • 5-11 • Duke '13 • 12th Year

WNBA CAREER HIGHLIGHTS

- 2016, 2022, 2023 & 2025 WNBA Champion
- 2022 WNBA Finals MVP
- Six-time WNBA All-Star (2017-19, 2021, 2023-24)
- 2019 All-WNBA first team
- 2023 and 2017 All-WNBA second team
- 2022 WNBA Commissioner's Cup MVP
- 2023 Associated Press All-WNBA first team.
- Two-time WNBA Western Conference Player of the Week (Aug. 1, 2023; May 27, 2018)
- 2023 All-Star Skills Contest winner with Kelsey Plum.

2026 (LAS VEGAS)

- Made a WNBA record-tying 9 3-pointers at Portland on June 11.
- Entered 2026 listing **6th on the all-time W career list for assists** with 1,870 and tied with Tanisha Wright for **12th on the W's all-time wins list with 255**.

2025 (LAS VEGAS)

- On Aug. 25 against Chicago, became the **15th player in W history to win 250 games**.
- On July 12 against Golden State, became the **5th player in WNBA history with at least 4,000 points, 1,000 rebounds, 1,500 assists, 400 steals and 100 blocked shots**. She hit the mark in 346 games, the youngest (32 years, 377 days) and second-fastest to the mark (Alyssa Thomas, 327 games on June 18, 2025).
- On June 7 Gray became the **8th player in WNBA**

history to tally at least 4,000 points, 1,000 rebounds and 1,500 assists. At the time, was the second-fastest (332 games) and second-youngest (32 years, 242 days) to ever reach the milestone.

2024 (LAS VEGAS)

- Missed the first 12 games of the season while recovering from the foot injury sustained in Game 3 of the 2023 WNBA Finals.

2023 (LAS VEGAS)

- Finished 3rd among league leaders for assists (7.3 apg).
- Named an All-Star starter.
- Had 20 points and 7 assists to open the playoffs against Chicago on Sept. 13.
- Injured (left foot) and was sidelined for Game 4 of the Finals.
- Recorded the franchise's 2nd triple-double, the 1st for points-rebounds-assists, with 22 points, 11 rebounds and 11 assists against New York on Aug. 17.
- Notched a franchise-record 10 points-assists double-doubles on the year.

2023 (LAS VEGAS)

- Named WNBA Finals MVP (18.3 ppg, 3.0 rpg, 6.0 apg, 58.5% FG, 45% 3PT)
- Named WNBA Commissioner's Cup MVP (19 points, 4 rebounds, 5 assists)

2021 (LAS VEGAS)

- Set or tied 3 franchise assist records—14 in a game vs. Lynx, Sept. 8; 10 in a half and 7 in a quarter vs. Fever, May 28

2019 (LOS ANGELES)

- Recorded the 8th triple-double in WNBA regular season history, July 7 (13-pt, 10-reb, 13-asst vs. Washington).
- Set franchise mark with 20 points in a quarter, August 29 vs. Indiana—2nd most points scored in a quarter in W history

2017 (LOS ANGELES)

- 3-point field goal percentage (.482) was highest in team history and 7th highest in WNBA history for players with 50+ attempts

2014 (CONNECTICUT)

- Sat out season rehabbing right knee injury suffered senior year at Duke.

INTERNATIONAL HIGHLIGHTS

- 2024 Olympic gold medalist; led the USA and **ranked 8th among the 12-team field for assists (5.2 apg)**.
- 2020 Olympic gold medalist
- 2022 World Cup gold medalist

COLLEGIATE HIGHLIGHTS

- 2-time All-American
- 2013 ACC Co-Player of the Year
- Set program record for assists in a season (201) as a sophomore

PERSONAL

- Married wife Tipesa in November 2019; the two welcomed their son in February 2024.
- Hails from Manteca, California.
- Born on Oct. 8, 1992.

CHELSEA GRAY'S ONLINE BIO

- Online bio includes items such as expanded WNBA statistics, more notes, college, international and USA Basketball statistics, and more!

REGULAR SEASON HIGHS

	PTS	REBS	ASTS	STLS	BLKS	MIN	FGM	FGA	3PM	3PA	FTM	FTA
2015	16	9	7	3	2	25:48	6	11	4	5	5	6
2016	23	6	8	3	1	36:30	8	10	2	3	6	7
2017	25	8	10	4	1	47:51	9	18	5	8	8	10
2018	26	7	11	6	3	38:36	11	20	4	7	8	11
2019	30	10	13	5	2	41:03	11	21	7	9	7	7
2020	27	8	11	3	1	39:06	10	19	4	7	5	5
2021	21	6	14	5	2	37:14	8	19	3	6	5	5
2022	33	7	12	5	2	39:56	11	17	5	8	11	11
2023	27	11	12	4	3	37:23	10	22	4	7	10	12
2024	22	8	10	3	2	33:53	8	14	3	8	4	5
2025	28	10	14	7	3	39:00	8	17	6	11	8	9
2026	29	7	11	2	2	37:25	10	15	9	13	5	5

RECORD WITH/OUT

Year	Games Missed	Record With	Record Without
2014	34	0-0	13-21
2015	0	15-19	0-0
2016	1	25-8	1-0
2017	0	26-8	0-0
2018	0	19-15	0-0
2019	0	22-12	0-0
2020	0	15-7	0-0
2021	0	24-8	0-0
2022	1	25-10	1-0
2023	0	34-6	0-0
2024	13	20-7	7-6
2025	0	30-14	0-0
2026	0	14-5	0-0
Totals	48	269-119	22-27

CHELSEA GRAY • No. 12

WNBA RANKINGS

	PPG	RPG	APG	SPG	BPG	MPG	FG%	3G%	FT%
2015	---	---	18	---	---	---	---	---	---
2016	---	---	---	---	---	---	---	---	---
2017	19	---	6	---	---	3	10	1	22
2018	19	---	6	6	---	5	16	14	18
2019	13	---	2	---	---	4	---	13	5
2020	21	---	5	11	---	14	---	---	2
2021	---	---	4	20	---	---	16	16	---
2022	21	---	4	4	---	22	17	---	4
2023	21	---	3	9	24	15	14	7	5
2024	---	---	---	---	---	---	---	33	---
2025	---	---	9	15	23	18	---	29	8
2026	---	---	3	30	---	6*	---	5	2

2026 REGULAR SEASON HIGHS

PTS	29	@	Portland	June 11, 2026
REBS	7	@	Connecticut	May 15, 2026
ASTS	11	@	Los Angeles	June 2, 2026
STLS	2	6x,	Last vs New York	June 21, 2026
BLKS	2	2x,	Last vs Los Angeles	May 23, 2026
MINS	37:25		Los Angeles	May 23, 2026

CAREER REGULAR SEASON HIGHS

PTS	33		Seattle	Aug. 14, 2022
REBS	11		New York	Aug. 17, 2023
ASTS	14	2x,	last vs Dallas	Aug. 17, 2024
STLS	7	@	Los Angeles	Sept. 11, 2025
BLKS	3	4x,	last @ Washington	July 10, 2025
MINS	48	@	Chicago	Aug. 18, 2017

MILESTONES REACHED

Mark	Opponent	Date	Game #
250th Victory	@ Chicago	Aug. 25, 2025	364
1st Point	Washington	June 5, 2015	1
1,000th Point	Phoenix	May 27, 2018	105
2,000th Point	Las Vegas	Aug. 7, 2020	175
3,000th Point	@ Seattle	Aug. 7, 2022	255
4,000th Point	@ Golden State	June 7, 2025	332
4,500th Point	@ Los Angeles	June 2, 2026	378
1,000th Assist	@ Phoenix	May 6, 2022	234
1,500th Assist	Seattle	June 19, 2024	299
2,000th Assist	Dallas	June 25, 2026	387
1,000th Rebound	@ Connecticut	Sept. 6, 2024	320
100th Block	@ New York	July 8, 2025	344

UPCOMING MILESTONES

Mark	Category	Current	Needs
2,000	Assists	2,000+	-

10+ REBOUNDS & ASSISTS GAMES


YEAR	REB		ASTS		DOUBLE-DOUBLES		TRIPLE-DUB	
	10+	10+	PT/AST	PT/REB	PT/REB/AST	PT/REB/AST	PT/REB/AST	
2015	0	0	0	0	0	0	0	
2016	0	0	0	0	0	0	0	
2017	0	1	1	0	0	0	0	
2018	0	1	1	0	0	0	0	
2019	1	2	1	1	1	1	1	
2020	0	1	0	0	0	0	0	
2021	0	3	1	0	0	0	0	
2022	0	1	1	0	0	0	0	
2023	1	10	10	1	1	1	1	
2024	0	1	1	0	0	0	0	
2025	1	2	2	1	0	0	0	
2026	0	2	2	0	0	0	0	
Totals	3	24	20	4	2	2	2	

10+ POINT GAMES

YEAR	SCORING		
	10+	20+	30+
2015	9	0	0
2016	7	2	0
2017	28	6	0
2018	28	9	0
2019	28	7	1
2020	18	4	0
2021	19	1	0
2022	25	5	0
2023	35	8	0
2024	11	1	0
2025	27	2	0
2026	13	3	0
Totals	249	48	1

CAREER REGULAR SEASON STATISTICS

YEAR	TM	G	GS	MP	FGM	FGA	FG%	3PM	3PA	3P%	2PM	2PA	2P%	eFG%	FT	FTA	FT%	OR	DR	REB	RPG	A	S	B	TO	PF	PTS	PPG
2015	CON	34	0	543	86	203	.424	23	66	.348	63	137	.460	.480	40	49	.816	18	60	78	2.3	92	22	5	59	43	235	6.9
2016	LAS	33	1	540	71	157	.452	14	46	.304	57	111	.514	.497	39	50	.780	8	50	58	1.8	71	16	4	40	38	195	5.9
2017	LAS	34	34	1125	184	363	.507	53	110	.482	131	253	.518	.580	81	98	.827	21	92	113	3.3	151	36	8	65	74	502	14.8
2018*	LAS	34	34	1111	193	399	.484	38	97	.392	155	302	.513	.531	81	97	.835	17	99	116	3.4	175	48	6	79	65	505	14.9
2019*	LAS	34	34	1108	188	452	.416	50	131	.382	138	321	.430	.471	66	72	.917	14	114	128	3.8	202	33	3	108	49	492	14.5
2020	LAS	22	22	679	122	276	.442	18	59	.305	104	217	.479	.475	46	49	.939	15	66	81	3.7	116	34	2	60	38	308	14.0
2021*	LVA	32	32	926	148	326	.454	27	71	.380	121	255	.475	.495	32	36	.889	15	77	92	2.9	189	37	9	88	43	355	11.1
2022	LVA	35	35	1039	183	373	.491	34	100	.340	149	273	.546	.536	81	89	.910	10	102	112	3.2	212	57	10	80	54	481	13.7
2023	LVA	40	40	1288	225	459	.490	64	152	.421	161	307	.524	.560	96	107	.897	12	146	158	4.0	291	57	25	101	73	610	15.3
2024	LVA	27	25	702	84	206	.408	26	77	.338	58	129	.450	.471	39	48	.813	5	74	79	2.9	132	34	19	64	37	233	8.6
2025	LVA	44	44	1368	169	386	.438	63	171	.368	106	215	.493	.519	92	104	.885	25	148	173	3.9	239	62	28	125	89	493	11.2
2026		19	19	627	84	185	.454	41	96	.427	43	89	.483	.565	25	27	.926	5	70	75	3.9	141	21	8	61	40	234	12.3
Career		388	320	11056	1737	3784	.459	451	1176	.384	1286	2608	.493	.519	718	826	.869	165	1098	1263	3.3	2011	457	127	931	643	4643	12.0



JEWELL LOYD • NO. 24

Guard • 5-11 • 12th Year

WNBA CAREER HIGHLIGHTS

- 2018, 2020 & 2025 WNBA champion
- 2021 Commissioner's Cup champion
- No. 1 pick by Seattle in the 2015 WNBA Draft
- Three-time All-WNBA (2016, 2021, 2023)
- Six-time WNBA All-Star (2018-19, 2021-23)
- 2015 WNBA Rookie of the Year.
- 2023 All-Star Game MVP
- Two-time Western Conference Player of the Week (June 7, 2021 and June 20, 2023)
- July 2015 Rookie of the Month
- 2023 WNBA scoring leader (24.7 ppg)

2026 (LAS VEGAS)

- Enters the 2026 season ranked **No. 14 on the league's all-time career scoring chart** with 6,027 points

2025 (LAS VEGAS)

- Against Chicago on Aug. 25, earned the 200th victory of her career, tying Maya Moore for **No. 48 in all-time wins.**
- Heading into the 2026 season, Loyd's 6,027 career point total ranks No. 14 on the league's all-time scoring chart.
- Scored her 6,000th point on Sept. 9, becoming the 16th player in WNBA history to reach the milestone **and the third-youngest** (31 years, 339 days) behind No. 1 Diana Taurasi (31 years, 61 days) and No. 2 Lauren Jackson (31 years, 133 days).

2024 (SEATTLE)

- Tallied 5,000th career point on June 7, becoming 25th player and fifth-youngest in WNBA history to reach the milestone.
- Recorded 1,000th career assist on July 10 vs Las Vegas, becoming third WNBA player, and third youngest, with 5,000 points and 1,000 assists.'

2023 (SEATTLE)

- Scored 31 points in the All-Star Game en route to MVP honors.
- Set then-WNBA single-season scoring record with 939 points
- Made franchise-record 115 3-pointers.

2022 (SEATTLE)

- Reached the 3,500-point plateau on June 10 at Dallas, becoming the 10th youngest WNBA player to reach that mark
- Set career-high with eight 3-pointers made, connecting on 13-of-23 from the field, on Aug. 14 at Las Vegas.

2021 (SEATTLE)

- Averaged 17.9 points, 3.8 assists and 1.5 steals per game—all career-highs en route to earning 2021 All-WNBA first team honors.
- Scored season-high 37 points on Sept. 17 vs PHX—the most by a WNBA player in the 2021 season.

2020 (SEATTLE)

- Scored 2,000th career point on Aug. 12 vs Atlanta, becoming the fifth-youngest player to reach the milestone (24 years, 305 days).

2019 (SEATTLE)

- Missed seven games after suffering ankle injury on June 23 at Las Vegas.

2017 (SEATTLE)

- Ranked ninth in scoring, 11th in minutes played (31.1 mpg), 13th in steals, and 17th in assists.

2015 (SEATTLE)

- Led all WNBA rookies in scoring and minutes, fourth in rebounds and fifth in assists.

INTERNATIONAL

- 2020 and 2024 Olympic gold medalist
- 2018 and 2022 FIBA World Cup gold medalist.
- First person in history to claim golds at both the 3x3 and 5x5 FIBA World Cups.
- 2014 FIBA 3x3 World Cup gold medalist, was the second-leading scorer among all players in the 24-team tournament (7.3 ppg), and added a bronze in the individual skills competition at the event

OFFSEASON

- Played at least a portion of five seasons (2025-19 and 2025-26) overseas in China, South Korea, Spain and Turkey.
- Competed for Mist BC in the 2025 Unrivaled

COLLEGIATE HIGHLIGHTS

- A three-year collegiate standout, led her teams to three-straight Final Fours, while also claiming three conference regular season and three tournament titles.
- 2014 and 2015 All-American
- 2015 espnW National and ACC Player of the Year
- 2014 ACC Tournament MVP.
- 2013 USBWA National and Big East Freshman of the Year

PERSONAL

- Hails from Lincolnwood, Illinois.
- Daughter of Gwendolyn Davis-Loyd and Calvin Loyd.
- Had her number retired by Niles West High School, the first number retired in school history.
- Older brother, Jarryd, played pro basketball overseas.
- Enjoys playing tennis, piano, cooking and watching soccer.

RECORD WITH/OUT

Year	Games	Record	Record
	Missed	With	Without
2015	0	10-24	0-0
2016	0	16-18	0-0
2017	0	15-19	0-0
2018	0	26-8	0-0
2019	7	14-13	4-3
2020	0	18-4	0-0
2021	1	20-11	1-0
2022	0	22-14	0-0
2023	2	11-27	0-2
2024	3	23-14	2-1
2025	0	30-14	0-0
2026	2	12-5	2-0
Totals	15	217-171	9-6

JEWELL LOYD • NO. 24

WNBA RANKINGS

	PPG	RPG	APG	SPG	BPG	MPG	FG%	3G%	FT%
2015	28	---	---	---	---	31	29	---	4
2016	8	---	19	16	---	8	33	31	9
2017	9	---	17	13	---	11	30	12	17
2018	16	30	14	15	---	19	---	20	13
2019	23	---	---	14	---	---	---	34	4
2020	14	---	21	16	---	27	33	20	13
2021	7	---	12	7	---	17	34	19	6
2022	10	---	22	28	---	16	---	12	8
2023	1	32	20	30	34	3	---	26	7
2024	6	31	14	13	---	7	---	---	7
2025	---	---	---	26	---	32	---	19	23
2026	---	---	---	27	---	---	---	---	---

2026 REGULAR SEASON HIGHS

PTS	21	@ Dallas	June 15, 2026
REBS	5	2x, Last vs Golden State	June 6, 2026
ASTS	3	3x, Last vs Minnesota	June 13, 2026
STLS	3	@ Portland	June 11, 2026
BLKS	1	3x, Last @ Dallas	May 28, 2026
MINS	31:10	@ Dallas	June 15, 2026

CAREER REGULAR SEASON HIGHS

PTS	41	Minnesota	June 29, 2023
REBS	11	Indiana	May 22, 2024
ASTS	10	Chicago	July 17, 2016
STLS	5	2x, last @ Chicago	Aug. 15, 2021
BLKS	3	Dallas	May 26, 2023
MINS	42:33	New York	May 27, 2022

REGULAR SEASON HIGHS

	PTS	REBS	ASTS	STLS	BLKS	MIN	FGM	FGA	3PM	3PA	FTM	FTA
2015	21	7	6	2	1	34:35	7	16	2	4	14	14
2016	32	10	10	5	2	37:38	12	20	4	7	9	10
2017	33	7	7	4	2	38:15	12	22	4	8	14	16
2018	31	10	9	4	2	38:32	11	21	5	9	10	10
2019	23	7	5	4	1	36:23	8	21	5	10	7	7
2020	35	7	7	4	1	34:56	12	21	5	9	10	12
2021	37	8	9	5	1	41:32	13	30	7	12	10	11
2022	38	5	7	4	2	42:33	13	23	8	14	8	9
2023	41	10	8	4	3	40:26	15	35	9	16	13	14
2024	34	11	7	4	2	38:29	12	27	6	10	16	17
2025	27	8	5	4	2	34:14	8	17	7	16	6	6
2026	21	5	3	3	1	31:10	8	14	5	11	3	3

10+ REBOUNDS & ASSISTS GAMES

YEAR	REB	ASTS	DUB-DUBS	
	10+	10+	PT/REB	PT/AST
2015	0	0	0	0
2016	1	1	1	1
2017	0	0	0	0
2018	1	0	1	0
2019	0	0	0	0
2020	0	0	0	0
2021	0	0	0	0
2022	0	0	0	0
2023	1	0	1	0
2024	2	0	2	0
2025	0	0	0	0
2026	0	0	0	0
Totals	5	1	5	1

10+ POINT GAMES

YEAR	SCORING			
	10+	20+	30+	40+
2015	18	2	0	0
2016	29	13	2	0
2017	30	13	1	0
2018	28	10	1	0
2019	19	3	0	0
2020	18	7	2	0
2021	26	12	2	0
2022	28	11	1	0
2023	38	25	12	1
2024	35	19	4	0
2025	26	7	0	0
2026	4	1	0	0
Totals	299	123	25	1

CONTINUED ON NEXT PAGE ...

MILESTONES REACHED

Mark	Opponent	Date	Game #
200th Victory	@ Chicago	Aug. 25, 2025	366
1st Point	Los Angeles	June 6, 2015	1
100th Point	@ Atlanta	July 5, 2015	12
1,000th Point	Washington	May 21, 2017	71
5,000th Point	@ Las Vegas	June 7, 2024	300
6,000th Point	Chicago	Sept. 9, 2025	370
100th Rebound	San Antonio	Aug. 28, 2015	28
1,000th Rebound	@ Los Angeles	Aug. 31, 2023	286
100th Assist	Minnesota	June 19, 2016	47
500th Assist	Chicago	Aug. 10, 2020	171
1,000th Assist	Las Vegas	July 10, 2024	312

UPCOMING MILESTONES

Mark	Category	Current	Needs
100	Blocked Shots	94	6

CAREER REGULAR SEASON STATISTICS

YEAR	TM	G	GS	MP	FGM	FGA	FG%	3PM	3PA	3P%	2PM	2PA	2P%	eFG%	FT	FTA	FT%	OR	DR	REB	RPG	A	S	B	TO	PF	PTS	PPG
2015	SEA	34	23	882	125	304	.411	10	48	.208	115	256	.449	.428	104	115	.904	33	86	119	3.5	66	19	8	68	53	364	10.7
2016	SEA	34	34	1075	195	452	.431	40	132	.303	155	320	.484	.476	131	147	.891	33	84	117	3.4	115	42	10	76	58	561	16.5
2017	SEA	34	34	1059	208	483	.431	54	140	.386	154	343	.449	.487	132	153	.863	32	76	108	3.2	117	43	12	85	62	602	17.7
2018	SEA	34	34	1010	182	430	.423	67	181	.370	115	249	.462	.501	97	114	.851	42	113	155	4.6	126	43	5	65	61	528	15.5
2019	SEA	27	21	686	117	299	.391	34	101	.337	83	198	.419	.448	64	69	.928	11	63	74	2.7	54	35	3	52	33	332	12.3
2020	SEA	22	22	613	112	253	.443	39	100	.390	73	153	.477	.520	77	88	.875	14	38	52	2.4	70	32	6	41	34	340	15.5
2021	SEA	31	31	962	193	459	.420	65	173	.376	128	286	.448	.491	104	117	.889	24	101	125	4.0	117	46	5	71	64	555	17.9
2022	SEA	36	36	1090	201	508	.396	84	218	.385	117	290	.403	.478	100	112	.893	20	75	95	2.6	121	39	7	78	64	586	16.3
2023	SEA	38	38	1344	285	770	.370	115	323	.356	170	447	.380	.445	254	286	.888	41	137	178	4.7	131	38	16	105	63	939	24.7
2024	SEA	37	37	1246	224	622	.360	59	215	.274	165	407	.405	.408	222	252	.881	26	140	166	4.5	135	52	8	85	67	729	19.7
2025	LVA	44	25	1245	166	427	.389	100	262	.382	66	165	.400	.506	59	71	.831	49	93	142	3.2	81	52	11	53	85	491	11.2
2026	LVA	17	0	459	44	125	.352	30	91	.330	14	34	.412	.472	9	13	.692	5	36	41	2.4	23	19	3	15	43	127	7.5
Career		388	335	11671	2052	5132	.400	697	1984	.351	1355	3148	.430	.468	1353	1537	.880	330	1042	1372	3.5	1156	460	94	794	687	6154	15.9

Pride Month Quiz

_____ is an inclusive acronym describing people who are lesbian, gay, bisexual, transgender, or questioning.

Now a famous talk show host, _____ played the first starring character on a TV sitcom to come out as a lesbian.

Openly declaring your LGBTQ identity for the first time is commonly called _____.

_____ was a poet who wrote openly and with deep emotion about her experiences as a black lesbian.

_____ is a person's feeling on the inside about what their gender is--male, female, both, or neither.

The first openly gay member of the U.S. Senate, elected in 2012, is _____.

Sex is another word for _____.

A person's sexual preference or identity as homosexual, bisexual, or heterosexual is called _____.

_____ was the designer of the rainbow pride flag.

The first openly transgender woman who was publicly ridiculed for her decision, was _____.





CHEYENNE PARKER-TYUS • No. 32

Forward • 6-4 • Middle Tennessee '15 • 12th Year

WNBA CAREER HIGHLIGHTS

- 2025 WNBA champion
- Selected No. 5 by Chicago in the 2015 WNBA Draft
- 2023 WNBA All-Star

2025 (LAS VEGAS)

- Returned to the court Sept. 9 against Chicago after giving birth to her second child in July; played in the final two games of the season.

2024 (ATLANTA)

- Started 11 of 25 games while posting 9.2 ppg and 4.8 rpg prior to suffering a left ankle injury against Connecticut on Aug. 18, and was sidelined the remainder of the season.

2023 (ATLANTA)

- Competed in her first All-Star Game.
- Scored a career-high 29 points against Seattle on Aug. 18.

2021 (ATLANTA)

- Missed the first six games of the season after testing positive for COVID-19 and was out the final 13 games after announcing her pregnancy on July 14 [in The Players' Tribune](#).

2020 (CHICAGO)

- Grabbed a career-best 15 rebounds against Minnesota on Sept. 2.

2017 (CHICAGO)

- Missed the final 11 games of the season due to a right ankle injury.

OFFSEASON

- Competed professionally overseas in China, France, Italy, Poland and South Korea.

COLLEGIATE HIGHLIGHTS

- Played her first three years at High Point University before transferring to Middle Tennessee State University

- Averaged 18.6 ppg, 11.0 rpg and 4.0 bpg as a senior in 2014-15.
- 2012 and 2013 Big South Player of the Year
- 2013 All-Big South first team
- 2011 Big South All-Freshman Team.

PERSONAL

- Married to Keevin Tyus, the couple have one daughter, Naomi, born in December 2021, and one son, Yoshua, born in July 2025.
- Originally from New York, moved to High Point, North Carolina, in elementary school.

RECORD WITH/OUT

Year	Games	Record	Record
	Missed	With	Without
2015	4	17-13	4-0
2016	9	14-11	4-5
2017	11	8-15	4-7
2018	0	13-21	0-0
2019	0	20-14	0-0
2020	2	10-10	2-0
2021	19	2-11	6-13
2022	0	14-22	0-0
2023	0	19-21	0-0
2024	15	9-16	6-9
2025	0	2-0	0-0
2026	3	12-4	2-1
Totals	63	140-158	28-35

SEASON HIGHS

	PTS	REBS	ASTS	STLS	BLKS	MIN	FGM	FGA	3PM	3PA	FTM	FTA
2015	8	7	2	1	4	22:31	4	6	0	0	2	3
2016	15	10	2	2	2	30:44	6	10	0	1	3	6
2017	11	7	3	2	3	22:30	4	7	0	2	5	6
2018	20	13	3	3	4	30:03	9	15	2	3	10	12
2019	22	12	3	3	6	29:41	9	16	2	2	8	9
2020	24	15	3	4	4	31:21	10	17	3	4	12	12
2021	18	7	5	5	2	28:12	7	14	3	4	6	6
2022	21	13	5	4	4	34:38	10	17	2	5	8	9
2023	29	14	4	4	4	37:58	10	20	3	4	11	12
2024	18	9	5	3	2	29:21	7	13	1	4	7	8
2025	8	0	0	0	0	7:54	3	5	0	1	2	2
2026	14	6	3	1	2	17:39	5	7	2	2	5	6

CHEYENNE PARKER-TYUS • No. 32

WNBA RANKINGS

	PPG	RPG	APG	SPG	BPG	MPG	FG%	3G%	FT%
2015	---	---	---	---	22	---	---	---	---
2016	---	---	---	---	---	---	---	---	---
2017	---	---	---	---	---	---	---	---	---
2018	---	22	---	---	14	---	9	---	---
2019	---	21	---	---	12	---	21	---	15
2020	24	17	---	22	11	---	5	---	19
2021	---	---	---	---	---	---	---	---	---
2022	33	18	---	---	14	---	13	---	32
2023	22	13	---	25	6	---	17	---	26
2024	---	---	---	---	---	---	---	---	6
2025	---	---	---	---	---	---	---	---	---
2026	---	---	---	---	27	---	---	---	---

2026 REGULAR SEASON HIGHS

PTS	14	New York	June 23, 2026
REBS	6	New York	June 23, 2026
ASTS	3	2x, Last vs Dallas	June 25, 2026
STLS	1	4x, Last vs New York	June 23, 2026
BLKS	2	2x, Last @ Connecticut	May 15, 2026
MINS	17:39	@ Connecticut	May 13, 2026

CAREER REGULAR SEASON HIGHS

PTS	29	Chicago	Aug. 18, 2023
REBS	15	Minnesota	Sept. 2, 2020
ASTS	5	7x, last @ Dallas	July 5, 2024
STLS	5	Minnesota	June 23, 2021
BLKS	6	@ Minnesota	Aug. 27, 2019
MINS	37:58	@ Los Angeles	Aug. 12, 2023

MILESTONES REACHED

Mark	Opponent	Date	Game #
1st Point	Indiana	6/5/2015	1
1,000th Point	Seattle	8/10/2020	154
2,000th Point	Seattle	7/12/2023	234
100th Assist	Seattle	8/29/2020	160
500th Rebound	@ Los Angeles	6/30/2019	124
1,000th Rebound	Dallas	7/30/2022	209

UPCOMING MILESTONES

Mark	Category	Current	Needs
1,500	Rebounds	1,463	37

10+ REBOUNDS & ASSISTS GAMES

YEAR	REB ASTS DUB-DUBS		
	10+	10+	PT/REB
2015	0	0	0
2016	1	0	1
2017	0	0	0
2018	4	0	3
2019	6	0	3
2020	3	0	3
2021	0	0	0
2022	5	0	5
2023	8	0	7
2024	0	0	0
2025	0	0	0
2026	0	0	0
Totals	0	0	0

10+ POINT GAMES

YEAR	SCORING	
	10+	20+
2015	0	0
2016	3	0
2017	2	0
2018	18	3
2019	12	2
2020	12	4
2021	8	0
2022	25	3
2023	32	10
2024	11	0
2025	0	0
2026	3	0
Totals	126	22

CAREER REGULAR SEASON STATISTICS

YEAR	TM	G	GS	MP	FGM	FGA	FG%	3PM	3PA	3P%	2PM	2PA	2P%	eFG%	FT	FTA	FT%	OR	DR	REB	RPG	A	S	B	TO	PF	PTS	PPG
2015	CHI	30	0	279	28	70	.400	0	0	---	28	70	.400	.400	10	26	.385	30	44	74	2.5	6	7	21	16	40	66	2.2
2016	CHI	25	7	315	42	83	.506	0	1	.000	42	82	.512	.506	17	32	.531	35	46	81	3.2	6	12	5	19	42	101	4.0
2017	CHI	23	0	286	32	69	.464	0	3	.000	32	66	.485	.464	23	36	.639	31	47	78	3.4	13	8	15	21	38	87	3.8
2018	CHI	34	5	670	128	241	.531	6	19	.316	122	222	.550	.544	77	108	.713	60	136	196	5.8	23	19	36	48	94	339	10.0
2019	CHI	34	0	670	107	233	.459	5	18	.278	102	215	.474	.470	80	95	.842	62	135	197	5.8	30	25	42	45	81	299	8.8
2020	CHI	20	13	497	97	175	.554	15	32	.469	82	143	.573	.597	58	68	.853	47	81	128	6.4	30	26	18	55	63	267	13.4
2021	ATL	13	11	270	50	110	.455	10	30	.333	40	80	.500	.500	22	28	.786	13	45	58	4.5	16	15	12	17	28	132	10.2
2022	ATL	36	35	942	176	352	.500	12	55	.218	164	297	.552	.517	62	78	.795	59	163	222	6.2	71	37	32	72	98	426	11.8
2023	ATL	40	38	1066	232	481	.482	15	54	.278	217	427	.508	.498	121	146	.829	87	180	267	6.7	71	43	59	90	114	600	15.0
2024	ATL	25	11	492	83	187	.444	3	14	.214	80	173	.462	.452	62	70	.886	31	90	121	4.8	37	21	9	52	60	231	9.2
2025	LVA	2	0	14	5	8	.625	1	2	.500	4	6	.667	.688	5	6	.833	0	2	2	1.0	0	0	0	1	2	16	8.0
2026	LVA	16	0	166	29	54	.537	4	8	.500	25	46	.543	.574	18	24	.750	12	28	40	2.5	13	4	11	6	25	80	5.0
Career		298	120	5667	1009	2063	.489	71	236	.301	938	1827	.513	.506	555	717	.774	467	997	1464	4.9	316	217	260	442	685	2644	8.9



NALYSSA SMITH • No. 3

Forward • 6-4 • Baylor '22 • 5th Year

2023 (INDIANA)

- Scored a career-high 30 points at Dallas on Sept. 3.

2022 (INDIANA)

- Grabbed a career-high 17 rebounds at New York on May 13.
- Was an All-Rookie selection after averaging 13.5 points and 7.9 rebounds per game in 32 games as a starter.

USA BASKETBALL

- A gold medalist on the 2018 USA U18 National Team and bronze medalist on the 2022 USA 3x3 AmeriCup squad.

OFFSEASON

- Played overseas for Turkish giant Galatasaray in 2023-24.
- Played for Zhejiang in China in 2024-25, prior to joining Unrivaled, under a relief player contract.
- At Unrivaled, Smith played for the Mist BC alongside Jewell Loyd.
- Won Athletes Unlimited in 2023 and returned to play AU in 2026.

COLLEGIATE HIGHLIGHTS

- Aided Baylor to the 2019 NCAA Championship.
- Was a two-time Associated Press All-American, a Wade Trophy recipient, a two-time John R. Wooden All-American and a two-time WBCA All-American.

PERSONAL

- Born in San Antonio, Texas, to Rodney and Nikki Smith.
- Graduated from Baylor with a degree in health and kinesiology on May 15, 2026.

WNBA CAREER HIGHLIGHTS

- 2025 WNBA Champion
- 2022 WNBA All-Rookie Team.
- Selected No. 2 in the 2022 WNBA Draft by the Indiana Fever.
- Signed with the Dallas Wings on Feb. 2, 2025, before being traded to the Aces on June 30.

2026 (LAS VEGAS)

-

2025 (LAS VEGAS/DALLAS)

- Played in 45 games, the most ever of any WNBA player in a single season.
- Missed the Sept. 7 game against Chicago due to concussion protocols.
- Put up 4 points and 7 rebounds in her first game with the Aces on July 3 at Indiana.

RECORD WITH/OUT

Year	Games		Record	
	Missed	With	With	Without
2022	4	5-27	3-1	
2023	9	11-20	4-5	
2024	0	20-20	0-0	
2025-DAL	0	5-13	0-0	
2025-LVA	2	21-6	2-0	
2026	0	14-5	0-0	
Totals	15	77-91	9-6	

NALYSSA SMITH • No. 3

WNBA RANKINGS

	PPG	RPG	APG	SPG	BPG	MPG	FG%	3G%	FT%
2022	23	6	---	---	---	15	---	14	---
2023	20	4	---	---	---	31	18	---	---
2024	---	14	---	---	12	---	20	---	---
2025	---	24	---	---	22	--	15	---	---
2026	---	17	---	---	28	---	1	---	---

2026 REGULAR SEASON HIGHS

PTS	22	Los Angeles	May 23, 2026
REBS	12	@ Dallas	May 28, 2026
ASTS	3	@ Portland	June 11, 2026
STLS	2	2x Last vs Los Angeles	May 23, 2026
BLKS	2	3x, Last vs New York	June 23, 2026
MINS	30:40	@ Phoenix	June 17, 2026

SEASON HIGHS

	PTS	REBS	ASTS	STLS	BLKS	MIN	FGM	FGA	3PM	3PA	FTM	FTA
2022	26	17	4	2	2	38:24	11	19	5	7	9	11
2023	30	15	4	2	2	36:37	12	19	3	6	7	11
2024	23	15	3	2	3	34:48	10	17	2	4	6	7
2025	20	12	4	2	4	32:15	6	12	2	2	7	10
2026	22	12	3	2	2	30:40	8	12	1	2	5	8

CAREER HIGHS

PTS	30	@ Dallas	Sept. 3, 2023
REBS	17	@ New York	May 13, 2022
ASTS	4	6x, last @ Connecticut	May 27, 2025
STLS	2	15x, last vs Los Angeles	May 23, 2026
BLKS	4	@ Washington	June 22, 2025
MINS	38:24	Chicago	July 7, 2022

MILESTONES REACHED

Mark	Opponent	Date	Game #
1st Point	@ Washington	5/6/2022	1
100th Point	@ Atlanta	6/5/2022	9
1,000th Point	Seattle	5/30/2024	72
1,500th Point	Atlanta	7/22/2025	128
1,000th Rebound	Seattle	8/8/2025	136

UPCOMING MILESTONES

Mark	Category	Current	Needs
2,000	Point	1,885	115
100	Blocked Shot	99	1

10+ REBOUNDS & ASSISTS GAMES

YEAR	10 +	10 +	PT/REB
2022	10	0	8
2023	14	0	13
2024	8	0	7
2025	5	0	3
2026	3	0	1
Totals	40	0	32

10+ POINT GAMES

YEAR	10 +	20 +	30+
2022	23	5	0
2023	26	6	1
2024	26	2	0
2025	16	1	0
2026	4	2	0
Totals	101	16	1

CAREER REGULAR SEASON STATISTICS

YEAR	TM	G	GS	MP	FGM	FGA	FG%	3PM	3PA	3P%	2PM	2PA	2P%	eFG%	FT	FTA	FT%	OR	DR	REB	RPG	A	S	B	TO	PF	PTS	PPG
2022	IND	32	32	983	160	382	.419	37	97	.381	123	285	.432	.467	76	123	.618	70	183	253	7.9	45	15	8	76	93	433	13.5
2023	IND	31	28	885	188	394	.477	19	67	.284	169	327	.517	.501	84	124	.677	64	221	285	9.2	44	10	10	84	93	479	15.5
2024	IND	40	37	990	168	350	.480	14	48	.292	154	302	.510	.500	72	127	.567	72	213	285	7.1	41	30	39	52	107	422	10.6
2025	DAL	18	15	344	45	106	.425	2	11	.182	43	95	.453	.434	29	47	.617	29	60	89	4.9	14	7	16	17	42	121	6.7
2025	LVA	27	26	612	89	160	.556	6	16	.375	83	144	.576	.575	37	61	.607	45	97	142	5.3	19	18	13	34	89	221	8.2
2025	TOT	45	41	956	134	266	.504	8	27	.296	126	239	.527	.519	66	108	.611	74	157	231	5.1	33	25	29	51	131	342	7.6
2026	LVA	19	19	449	84	127	.661	1	4	.250	83	123	.675	.665	40	74	.541	36	83	119	6.3	17	9	13	19	55	209	11.0
Career		167	157	4263	734	1520	.483	79	243	.325	655	1277	.513	.509	338	556	.608	316	857	1173	7.0	180	89	99	282	479	1885	11.3



STEPH TALBOT • No. 7

Forward • 6-2 • Australia • 8th Year

WNBA CAREER HIGHLIGHTS

- 2021 Commissioner's Cup Championship
- Selected No. 33 by Phoenix in the third round of the 2014 WNBA Draft.
- Selected by Golden State in the 2025 WNBA Expansion Draft.

2026 (LAS VEGAS)

-

2025 (LAS VEGAS)

- Waived by Golden State on July 13 and signed a rest-of-season contract with New York on July 21.

2023 (LOS ANGELES)

- After signing with the Sparks in February, tore her ACL while playing for the WNBL Adelaide Lightning and was sidelined that season.

2021 (SEATTLE)

- Recorded career-bests of 5.7 ppg and 48.3% shooting from the field, and finished in the league's top 10 in 3-point percentage (.415). She also was the **only player in 2021 with at least 65 3-point attempts while shooting over 48% from the floor and over 41% from distance.**

2014-2016

- Did not play in the WNBA the first three seasons after being drafted; spent 2016 preparing for the Olympics with the Opals, the Australian National Team.

INTERNATIONAL HIGHLIGHTS

- Three-time Olympian for Australia (2016, 2020, 2024); won a bronze medal at the 2024 Olympics.
- 2018 FIBA World Cup silver medalist
- 2022 FIBA World Cup bronze medalist
- Helped the Opals to a 5-0 finish at the 2026 FIBA World Cup Qualifying Tournament in Türkiye.
- Played for Australia junior teams from 2009-2013 before being called up to the national team for the 2015 FIBA Oceania Championship; has been a mainstay on the Opals roster ever since.
- In all, Talbot has played in three Olympics, two FIBA World Cups, several world qualifying tournaments and zone championships and earned the bronze medal at the 2013 FIBA U19 World Cup.

OFFSEASON HIGHLIGHTS

- Suited up in 2025-26 for WNBL's Adelaide Lightning, a team she has played for since 2019, and averaged 15.3 ppg, 7.1 rpg, 4.5 apg and 2.0 spg. The 2020 WNBL MVP is a two-time All-WNBL first team (2020, 2022) selection and was the 2013 WNBL Rookie of the Year.
- Also spent time playing professionally in France and Poland.

PERSONAL

- Born June 15, 1994, in Katherine, in Australia's Northern Territory, calls Kadina, which is located outside Adelaide, home.

REGULAR SEASON HIGHS

	PTS	REBS	ASTS	STLS	BLKS	MIN	FGM	FGA	3PM	3PA	FTM	FTA
2017	12	7	4	2	1	28:45	4	8	3	4	5	6
2018	18	6	6	2	3	37:29	6	11	3	6	6	6
2019	24	6	5	4	1	33:27	7	13	5	9	5	6
2021	21	8	5	3	3	29:01	8	12	4	5	3	4
2022	15	14	5	3	2	38:10	6	11	3	5	2	3
2024	17	11	9	3	3	38:34	5	10	4	6	5	8
2025	13	10	6	3	3	28:13	5	8	3	5	3	5
2026	10	10	4	3	4	32:10	4	7	2	7	4	5

RECORD WITH/OUT

Year	Games Missed	Record With	Record Without
2017	0	18-16	0-0
2018	3	19-12	1-2
2019	1	18-15	0-1
2021	2	20-10	1-1
2022	2	20-14	2-0
2024	3	8-29	0-3
2025-GS	3	8-8	2-1
2025-NY	1	12-10	0-1
2026	0	14-5	0-0
Totals	15	137-119	6-9

STEPH TALBOT • No. 7

WNBA RANKINGS										2026 REGULAR SEASON HIGHS				
	PPG	RPG	APG	SPG	BPG	MPG	FG%	3G%	FT%	PTS				
2017	---	---	---	---	---	---	---	---	---	10	@	Golden State	May 31, 2026	
2018	---	---	---	---	---	---	---	---	---	10	@	Portland	June 11, 2026	
2019	---	---	---	---	---	---	---	---	---	4	2x,	Last vs Golden State	June 6, 2026	
2021	---	---	---	---	---	---	---	---	---	3	@	Los Angeles	May 10, 2026	
2022	---	---	---	---	---	---	---	---	---	2	2x,	Last vs Golden State	June 6, 2026	
2024	---	---	---	---	---	---	---	---	---	32:10	@	Golden State	May 31, 2026	
2025	---	---	---	---	---	---	---	---	---					
2026	---	---	---	---	---	---	---	---	---					

CAREER HIGHS			
PTS	24	Atlanta	July 2, 2019
REBS	14	Phoenix	May 14, 2024
ASTS	9	Las Vegas	July 5, 2024
STLS	4	Washington	July 24, 2019
BLKS	3	5x, Last @ Dallas	July 28, 2025
MINS	38:34	Las Vegas	July 5, 2024

MILESTONES REACHED			
Mark	Opponent	Date	Game #
1st Point	@	5/14/2017	1
100th Point		7/14/2017	18
500th Point		6/9/2021	108
1,000th Point		8/12/2025	226
100th Assist		6/8/2019	71
500th Rebound		8/23/2024	188

UPCOMING MILESTONES			
Mark	Category	Current	Needs
400	Assists	400	-

10+ REBOUNDS & ASSISTS GAMES			
	REB	ASTS	DUB-DUBS
YEAR	10+	10+	PT/REB
2017	0	0	0
2018	0	0	0
2019	0	0	0
2021	0	0	0
2022	0	0	0
2024	1	0	0
2025	1	0	0
2026	1	0	0
Totals	3	0	0

10+ POINT GAMES		
	10+	20+
YEAR	10+	20+
2017	4	0
2018	3	0
2019	7	1
2021	4	1
2022	4	0
2024	4	0
2025	5	0
2026	1	0
Totals	32	2

CAREER REGULAR SEASON STATISTICS																												
YEAR	TM	G	GS	MP	FGM	FGA	FG%	3PM	3PA	3P%	2PM	2PA	2P%	eFG%	FT	FTA	FT%	OR	DR	REB	RPG	A	S	B	TO	PF	PTS	PPG
2014																												
2015																												
2016																												
2017	PHO	34	24	609	51	123	.415	16	42	.381	35	81	.432	.480	30	46	.652	29	62	91	2.7	55	24	9	30	66	148	4.4
2018	PHO	31	8	453	39	84	.464	17	44	.386	22	40	.550	.565	19	21	.905	25	35	60	1.9	41	14	10	27	51	114	3.7
2019	MIN	33	10	561	57	154	.370	31	95	.326	26	59	.441	.471	27	31	.871	18	61	79	2.4	41	30	9	42	37	172	5.2
2020																												
2021	SEA	30	9	538	69	143	.483	27	65	.415	42	78	.538	.577	6	8	.750	12	74	86	2.9	48	14	13	49	58	171	5.7
2022	SEA	34	1	548	64	138	.464	29	73	.397	35	65	.538	.569	14	24	.583	23	84	107	3.1	45	23	11	36	44	171	5.0
2023																												
2024	LAS	37	10	600	49	124	.395	13	50	.260	36	74	.486	.448	20	29	.690	21	80	101	2.7	76	19	17	37	51	131	3.5
2025	*TOT	38	10	541	39	104	.375	16	56	.286	23	48	.479	.452	18	28	.643	26	75	101	2.7	66	19	6	40	43	112	2.9
2026	LVA	19	19	359	26	65	.400	11	42	.262	15	23	.652	.485	8	13	.615	20	38	58	3.1	28	12	5	15	36	71	3.7
Career		256	91	4209	394	935	.421	160	467	.343	234	468	.500	.507	142	200	.710	174	509	683	2.7	400	155	80	276	386	1090	4.3

*Played 16 games for Golden State and 22 for New York in 2025.

BRIANNA TURNER • No. 21

Forward/Center • 6-3 • Notre Dame '19 • 8th Year



2021 (PHOENIX)

- Finished in the top 10 among league leaders in total offensive rebounds (78), total defensive rebounds (224), rebounds per game (9.4), total blocked shots (42) and blocks per game (1.3).
- Helped lead Phoenix to the WNBA Finals; started all 11 playoff games and averaged 8.5 ppg, 9.9 rpg, 2.5 apg, 1.3 spg and 1.9 bpg, while shooting 54.8% from the field.

2020 (PHOENIX)

- Ranked second in the league in total blocks (43) and blocks per game (2.0).

USA BASKETBALL HIGHLIGHTS

- Won five gold medals playing for USA Basketball junior teams, including at the 2012 FIBA U17 World Cup, 2013 U19 World Cup and 2014 FIBA U18 AmeriCup; and in 3x3 at the 2012 and 2013 FIBA 3x3 U18 World Cups.

WNBA OFFSEASON

- Played overseas in Australia, Italy, Russia and Turkey and most recently participated in Athlete Unlimited's 2026 season.

COLLEGIATE HIGHLIGHTS

- The four-year Notre Dame standout helped lead the Fighting Irish to the 2018 NCAA championship, playing alongside Aces guard Jackie Young.
- Two-time All-American
- Three-time ACC Defensive Player of the Year
- Three-time ACC All-Defensive Team
- 2015 ACC Rookie of the Year.

PERSONAL

- Hails from Pearland, Texas.
- Born July 5, 1996.
- Daughter of Kellye and Howard Turner, both of whom played collegiate basketball
- Uncle, Shannon Jones, was a linebacker at USC
- Was a competitive swimmer until age 11

WNBA CAREER HIGHLIGHTS

- 2020 and 2021 WNBA All-Defensive first team.
- 2019 All-Rookie Team.
- Selected No. 11 by Atlanta in the 2019 WNBA Draft.

2026 (LAS VEGAS)

-

2025 (INDIANA)

- Helped Indiana advance to the WNBA Semifinals; came off the bench in all 8 playoff contests and contributed 2.4 ppg and 3.5 rpg.

REGULAR SEASON HIGHS

	PTS	REBS	ASTS	STLS	BLKS	MIN	FGM	FGA	3PM	3PA	FTM	FTA
2019	12	14	3	2	6	35:07	6	9	0	0	5	6
2020	16	21	5	4	6	42:48	8	11	0	1	6	6
2021	15	17	6	3	4	39:08	6	12	0	1	4	5
2022	11	14	7	3	5	43:54	5	7	0	0	3	4
2023	11	13	3	5	4	37:06	5	5	0	0	2	2
2024	8	9	3	3	3	34:38	6	6	0	0	1	2
2025	4	6	4	1	2	20:40	3	3	0	1	2	2
2026	4	6	1	2	2	20:32	2	4	0	0	2	2

RECORD WITH/OUT

Year	Games Missed	Record With	Record Without
2019	5	11-18	4-1
2020	0	13-9	0-0
2021	0	19-13	0-0
2022	1	15-20	0-1
2023	0	9-31	0-0
2024	13	10-17	3-10
2025	17	15-12	9-8
2026	2	14-3	0-2
Totals	38	106-107	16-22

BRIANNA TURNER • No. 21

WNBA RANKINGS

	PPG	RPG	APG	SPG	BPG	MPG	FG%	3G%	FT%
2019	---	---	---	---	21	---	---	---	---
2020	---	7	---	35	2	27	2	---	---
2021	---	6	---	---	8	16	4	---	---
2022	---	14	---	19	4	2	---	---	---
2023	---	16	---	32	15	---	---	---	---
2024	---	---	---	---	---	---	---	---	---
2025	---	---	---	---	---	---	---	---	---
2026	---	---	---	---	---	---	---	---	---

2026 REGULAR SEASON HIGHS

PTS	4	2x,	Last @ Golden State	May 31, 2026
REBS	6	@	Los Angeles	May 10, 2026
ASTS	1	4x,	Last vs Golden State	June 21, 2026
STLS	2	@	Los Angeles	May 10, 2026
BLKS	2	@	Los Angeles	May 10, 2026
MINS	20:32	@	Los Angeles	June 2, 2026

CAREER HIGHS

PTS	16	Indiana	Sept. 3, 2020
REBS	21	Connecticut	Sept. 9, 2020
ASTS	7	@ Connecticut	Aug. 4, 2022
STLS	5	Dallas	June 27, 2023
BLKS	6	2x, Last vs Indiana	Sept. 3, 2020
MINS	43:54	@ Minnesota	July 12, 2022

MILESTONES REACHED

Mark	Opponent	Date	Game #
1st Point		6/14/2019	6
100th Point		9/1/2019	26
500th Point		9/8/2021	80
500th Rebound		8/17/2021	72
1,000th Rebound		7/30/2023	142
100th Block		8/25/2021	75

UPCOMING MILESTONES

Mark	Category	Current	Needs
1,000	Points	893	107

10+ REBOUNDS & ASSISTS GAMES

YEAR	REB		DUB-DUBS
	10+	20+	PT/REB
2019	3	0	0
2020	9	1	4
2021	12	0	6
2022	6	0	1
2023	5	0	0
2024	0	0	0
2025	0	0	0
2026	0	0	0
Totals	30	1	11

10+ POINT GAMES

YEAR	SCORING	
	10+	20+
2019	4	0
2020	5	0
2021	10	0
2022	3	0
2023	1	0
2024	0	0
2025	0	0
2026	0	0
Totals	23	0

CAREER REGULAR SEASON STATISTICS

YEAR	TM	G	GS	MP	FGM	FGA	FG%	3PM	3PA	3P%	2PM	2PA	2P%	eFG%	FT	FTA	FT%	OR	DR	REB	RPG	A	S	B	TO	PF	PTS	PPG
2019	PHO	29	12	462	49	91	.538	0	0	----	49	91	.538	.538	19	26	.731	45	75	120	4.1	15	7	21	19	50	117	4.0
2020	PHO	22	22	613	66	114	.579	0	1	.000	66	113	.584	.579	27	42	.643	57	141	198	9.0	39	24	43	31	66	159	7.2
2021	PHO	32	32	994	108	195	.554	0	1	.000	108	194	.557	.554	33	46	.717	78	224	302	9.4	56	24	42	47	70	249	7.8
2022	PHO	35	35	1168	68	112	.607	0	0	----	68	112	.607	.607	15	30	.500	69	169	238	6.8	80	44	56	50	80	151	4.3
2023	PHO	40	33	1052	67	103	.650	0	0	----	67	103	.650	.650	6	12	.500	50	203	253	6.3	50	39	44	60	89	140	3.5
2024	CHI	27	2	253	16	26	.615	0	0	----	16	26	.615	.615	1	2	.500	11	42	53	2.0	10	9	13	12	28	33	1.2
2025	IND	27	0	233	13	32	.406	0	1	.000	13	31	.419	.406	4	8	.500	18	32	50	1.9	17	2	8	9	23	30	1.1
2026	LVA	17	0	154	6	12	.500	0	0	----	6	12	.500	.500	2	2	1.000	8	22	30	1.8	4	5	7	6	13	14	0.8
Career		229	136	4929	393	685	.574	0	3	.000	393	682	.576	.574	107	168	.637	336	908	1244	3.9	271	154	234	234	419	893	3.9



A'JA WILSON • No. 22

Center/Forward • 6-4 • South Carolina '18 • 9th Year

WNBA CAREER HIGHLIGHTS

- 2022, 2023 & 2025 WNBA Champion
- 2023 & 2025 WNBA Finals M'VP
- 2025, 2024, 2022 & 2020 WNBA M'VP
- 2022, 2023 & 2025 WNBA Defensive Player of the Year
- 2025 TIME Magazine Athlete of the Year.
- 2025 AP Female Athlete of the Year.
- 2020, 2022, 2023, 2024 & 2025 All-WNBA First Team; 2021 All-WNBA Second Team
- 2022, 2023, 2024 & 2025 WNBA All-Defensive First Team; 2020 WNBA All-Defensive Second Team
- 7-time All-Star (2018-19, 2021-2025)
- 2025 TIME Magazine Athlete of the Year
- 2020, 2024 & 2025 AP Player of the Year; 2022, 2023 & 2025 AP Defensive Player of the Year; 2018 AP Rookie of the Year
- 2023, 2022 & 2019 All-Star Team Captain
- 2023 & 2022 WNBA All-Star Leading Vote-Getter
- 2018 WNBA Rookie of the Year (unanimous)
- 2018 WNBA All-Rookie Team
- 14-time Western Conference Player of the Month (May 2026; Aug. 2025; May, June, July and Sept. 2024; June, July and Aug. 2023; May and July 2022; June 2021; Aug. and Sept. 2020)
- 30-time Western Conference Player of the Week (2 times in 2026, 6 times in 2025, 6 times in 2024, 5 times in 2023, 5 times in 2022, 2 times each in 2019 and 2020, 1 time each in 2018 and 2021)
- 3-time WNBA Rookie of the Month (2018).

2026 (LAS VEGAS)

- With a 45-point performance on May 15, Wilson became the only player in WNBA history with multiple 45+ point games.

2025 (LAS VEGAS)

- Swatted her 500th blocked shot on Aug. 6 and is now one of just **10 players in WNBA history with 500 blocked shots**.
- Became the **first player in league history** to record a 30/20 double-double (32 points, 20 caroms vs Connecticut Aug. 10).
- On Aug. 8, became the **4th player in WNBA history, and youngest and fastest**, with at least 5,000 points, 2,000 rebounds, 500 assists, 500 blocks and 300 steals.
- On July 22 against Atlanta, became the **7th player in league history to record 5,000 points, 2,000 rebounds, 500 assists, 400 blocked shots and 300 steals**, and was the youngest and fastest to the mark.
- On June 25, became the **28th player in WNBA history to score 5,000 points**. Playing in her 238th game at 28 years and 321 days, was the fastest and second-youngest in history to do so.

2024 (LAS VEGAS)

- Became the first player in WNBA history to score 1'000 points in a single season.
- Became the 4th player to earn three M'VP awards
- First player in league history to lead the W in points, rebounds and blocked shots in a season.
- Opened the year with five-straight 20-point, 10-rebound performances.
- Became the franchise's leading scorer on July 7 and leading rebounder on June 29.

2023 (LAS VEGAS)

- Earned WNBA Finals M'VP after averaging 21.3 ppg, 12.5 rpg and 1.3 bpg in the Finals.
- Grabbed a league Finals-record 16 defensive rebounds in Game 4.
- Scored 30 or more points in a WNBA playoff record 3-straight games
- Tied a then-franchise scoring record with 40 points vs. the Mystics on Aug. 11; rewrote the record with a WNBA record-tying 53 points on Aug. 22 at Atlanta.

2022 (LAS VEGAS)

- Named WNBA MVP for 2nd time (7th player with multiple MVPs).

2020 (LAS VEGAS)

- Named WNBA MVP (5th youngest in history)

2019 (LAS VEGAS)

- Missed 8 games due to injury (ankle).

2018 (LAS VEGAS)

- Scored the second most points by a rookie (35) in franchise history at Indiana on June 12.

INTERNATIONAL (USA)

- Led the USA to the gold medal and a 6-0 record at the 2024 Olympics; averaged team-highs of 18.7 ppg, 10.2 rpg, 1.5 spg and 2.7 bpg, while finishing **ranked 3rd for scoring, 2nd for rebounding and 1st for blocked shots among the 12-team field**.
- 2020 Olympic gold medalist
- 2022, 2018 FIBA World Cup gold medalist & 2022 FIBA World Cup M'VP.
- 2013 & 2015 FIBA U19 World Cup gold medalist & 2015 FIBA U19 M'VP
- 2014 FIBA Americas U18 gold medalist

COLLEGIATE HIGHLIGHTS

- 2017 NCAA Champion
- 2017 Final Four Most Outstanding Player
- 2018 National Player of the Year (consensus)
- 4-time All-American
- 2-time SEC Defensive Player of the Year

PERSONAL

- Authored the New York Times bestselling book "Dear Black Girls: How to Be True to You."
- Announced her Nike signature shoe, the A'ONE, on May 11, 2024, in South Carolina.
- Named to the TIME100 as one of the 100 most influential people of 2024.
- Enjoys eating Chipotle and Chik-fil-A
- Father, Roscoe, played professional basketball internationally for 10 years.
- Is a member of the WNBA and WNBPA Social Justice Council.
- First WNBA player to partner with Mountain Dew.

GO TO A'JA WILSON'S COMPLETE BIO ONLINE

- Online bio includes items such as expanded WNBA statistics, more notes, college, international and USA Basketball statistics, and more!

SEASON HIGHS

	PTS	REBS	ASTS	STLS	BLKS	MIN	FGM	FGA	3PM	3PA	FTM	FTA
2018	35	16	8	3	7	39:32	16	24	0	0	14	18
2019	39	12	5	3	7	40:52	14	20	0	1	11	14
2020	31	16	4	4	5	38:52	11	21	0	0	12	12
2021	30	15	8	4	3	43:18	10	24	1	1	12	12
2022	35	16	5	4	5	37:56	13	24	3	5	13	15
2023	53	15	5	5	6	36:27	17	25	1	3	20	21
2024	42	20	6	6	6	41:28	16	28	3	6	13	14
2025	37	20	7	4	5	37:41	16	25	3	4	11	14
2026	45	15	9	5	5	37:03	15	24	3	5	13	16

RECORD WITH/OUT

Year	Games Missed	Record With	Record Without
2018	0	14-19	0-0
2019	8	15-11	6-2
2020	0	18- 4	0-0
2021	0	24- 8	0-0
2022	0	26-10	0-0
2023	0	34- 6	0-0
2024	2	25- 12	1-1
2025	4	29-11	1-3
2026	0	14-5	0-0
Totals	14	200-86	8-6

A'JA WILSON • NO. 22

WNBA RANKINGS

	PPG	RPG	APG	SPG	BPG	MPG	FG%	3G%	FT%
2018	3	6	---	---	6	16	24	---	---
2019	7	17	---	---	4	---	---	---	---
2020	2	6	---	24	1	10	21	---	---
2021	6	8	21	---	11	10	21	---	10
2022	5	2	---	12	1	19	12	16	---
2023	3	2	---	10	1	23	3	---	30
2024	1	2	36	5	1	4	7	---	17
2025	1	2	27	6	1	17	13	---	17
2026	1	4	28*	9	1	13	15	15	---

2026 REGULAR SEASON HIGHS

PTS	45	@ Connecticut	May 15, 2026
REBS	15	4x, Last @ Chicago	June 28, 2026
ASTS	9	Seattle	June 8, 2026
STLS	5	@ Phoenix	June 17, 2026
BLKS	5	@ Los Angeles	June 2, 2026
MINS	37:03	@ Phoenix	June 17, 2026

CAREER REGULAR SEASON HIGHS

PTS	53	@ Atlanta	Aug. 22, 2023
REBS	20	2x, last vs Connecticut	Aug. 10, 2025
ASTS	9	Seattle	June 8, 2026
STLS	6	v Dallas	June 5, 2024
BLKS	7	2x, Last @ Atlanta	Sept. 5, 2019
MINS	43:18	@ Minnesota	June 25, 2021

MILESTONES REACHED

Mark	Opponent	Date	Game #
1st Point	@ Connecticut	5/20/2018	1
1,000th Point	Phoenix	8/20/2019	53
2,000th Point	Washington	8/17/2021	104
3,000th Point	@ Connecticut	6/8/2023	157
4,000th Point	@ Los Angeles	6/9/2024	198
5,000th Point	Connecticut	6/25/2025	238
5,500th Point	Atlanta	8/19/2025	259
6,000th Point	Seattle	6/8/2026	278
1,000th Rebound	@ Chicago	5/28/2022	122
2,000th Rebound	Atlanta	8/30/2024	220
2,500th Rebound	@ Los Angeles	5/10/2026	269
500th Assist	Washington	5/23/2025	230
200th Steal	Phoenix	9/10/2023	189
100th Block	@ Phoenix	9/8/2019	59
500th Block	@ Golden State	8/6/2025	253

UPCOMING MILESTONES

Mark	Category	Current	Needs
6,500	Points	6,208	292

10+ REBOUNDS & ASSISTS GAMES

YEAR	REB		ASTS	DUB-DUBS	
	10+	20+	10+	PT/REB	PT/AST
2018	10	0	0	10	0
2019	3	0	0	3	0
2020	7	0	0	7	0
2021	17	0	0	17	0
2022	17	0	0	17	0
2023	23	0	0	22	0
2024	23	1	0	23	0
2025	21	1	0	21	0
2026	9	0	0	9	0
Totals	130	2	0	129	0

10+ POINT GAMES

YEAR	SCORING				
	10+	20+	30+	40+	50+
2018	33	18	3	0	0
2019	23	7	1	0	0
2020	22	15	1	0	0
2021	30	14	1	0	0
2022	34	20	1	0	0
2023	38	29	6	2	1
2024	38	34	11	2	0
2025	39	25	13	0	0
2026	19	14	6	1	0
Totals	276	176	43	5	1

CAREER REGULAR SEASON STATISTICS

YEAR	TM	G	GS	MP	FG	FGA	FG%	3P	3PA	3P%	2P	2PA	2P%	eFG%	FT	FTA	FT%	OR	DR	REB	RPG	A	S	B	TO	PF	PTS	PPG
2018 *	LVA	33	33	1010	245	530	.462	0	0	----	245	530	.462	.462	192	248	.774	66	198	264	8.0	74	27	55	46	68	682	20.7
2019 *	LVA	26	25	739	158	330	.479	0	1	.000	158	329	.480	.479	114	144	.792	42	125	167	6.4	47	13	45	56	52	430	16.5
2020	LVA	22	22	697	166	346	.480	0	0	----	166	346	.480	.480	118	151	.781	34	154	188	8.5	45	27	44	35	49	450	20.5
2021 *	LVA	32	32	1021	207	466	.444	1	1	1.000	206	465	.443	.445	169	193	.876	63	235	298	9.3	98	28	40	46	49	584	18.3
2022 *	LVA	36	36	1080	260	519	.501	31	83	.373	229	436	.525	.531	152	187	.813	66	273	339	9.4	75	52	70	61	76	703	19.5
2023 *	LVA	40	40	1228	335	601	.557	9	29	.310	326	572	.570	.565	233	287	.812	82	298	380	9.5	64	55	89	62	85	912	22.8
2024 *	LVA	38	38	1308	385	743	.518	19	60	.317	366	683	.536	.531	232	275	.844	79	372	451	11.9	88	68	98	48	67	1021	26.9
2025 *	LVA	40	40	1247	332	657	.505	25	59	.424	307	598	.513	.524	288	290	.855	91	316	407	10.2	122	64	92	87	75	937	23.4
2026	LVA	19	19	611	174	332	.524	18	44	.409	156	288	.542	.551	123	149	.826	37	141	178	9.4	55	30	38	51	35	489	25.7
Career		286	285	8942	2262	4525	.500	103	277	.372	2159	4248	.508	.511	1581	1924	.822	560	2112	2672	9.3	668	365	571	493	556	6208	21.7



JACKIE YOUNG • No. 0

Guard • 5-11 • Notre Dame '19 • 8th Year

WNBA CAREER HIGHLIGHTS

- 2022, 2023 & 2025 WNBA Championship
- 2022 WNBA Most Improved Player Award
- 2022 AP Most Improved Player
- 2023 & 2025 All-WNBA Second Team
- 2022, 2023, 2024 & 2025 WNBA All-Star
- AP All-WNBA second team (2023, 2025)
- Western Conference Player of the Week (May 23, 2022)

2026 (LAS VEGAS)

2025 (LAS VEGAS)

- All-Star Game starter.
- Posted her first career triple-double with 18 points, 11 rebounds and 11 assists at LA on June 29; recorded her second with 10 points, 11 rebounds and 10 assists at Atlanta on Aug. 27.

2024 (LAS VEGAS)

- Notched a career-first points/assists double-double with 22 points and 11 assists against LA on May 18.

2023 (LAS VEGAS)

- All-Star Game starter.
- Scored a then-career-high 30 points (12-18 FGs, 4-7 3pt FGs, 2-4 FTs) at LA on May 25
- Scored 20 or more points in 15 games
- Had 1 double-double with 24 points and 10 rebounds vs Chicago on Aug. 24.

2022 (LAS VEGAS)

- Named WNBA Most Improved Player after improving from 12.2 ppg, 4.1 rpg, 3.2 apg and 25% 3-point shooting to 15.9 ppg, 4.4 rpg, 3.9 apg and 43.1% from 3-point.

2021 (LAS VEGAS)

- Her 14 made field goals on September 8 vs. Minnesota were tied for the most in the league that year, and were the most by a WNBA player since the 2018 season.

2019 (LAS VEGAS)

- Became the second Notre Dame player to be drafted No. 1 overall (Jewell Loyd)
- Became the third junior to be drafted No. 1 overall (Candace Parker, Tennessee, 2008; Jewell Loyd, Notre Dame, 2015)
- Handed out a then-career-high 10 assists on 2 occasions—vs. Phoenix on August 20, and vs. Indiana on June 29.
- Recorded her first career double-double vs. Phoenix on August 20, handing out 10 assists and grabbing 10 rebounds. She narrowly missed a triple-double after scoring 8 points.
- Averaged 8.3 points, and 4.9 assists, while connecting on 38.9% of her 3-pointers, and 88.1% from the free throw line after the All-Star Break (14 regular season games).

INTERNATIONAL (USA)

- One of the first two players (Kelsey Plum) to ever earn both 3x3 (2020) and 5x5 (2024) Olympic gold medals.
- Helped the USA to a 5-0 record and first place at the 2026 FIBA World Cup Qualifying Tournament and a 3-0 record and first place in 2024 FIBA Olympic Qualifying Tournament.
- Participated in the 2023 USA National Team training camp and two collegiate exhibition games against Duke and Tennessee; averaged 7.5 ppg, 4.5 apg and 2.0 spg (tied for team high) as the USA went 2-0.

- Invited to attend 2022 USA National Team training camp ahead of the 2022 FIBA World Cup, but did not attend due to the Las Vegas Aces WNBA Finals run.
- Member of the USA 3x3 World Beach Games Team, helped the USA to a 3-1 record at the event in Doha, Qatar, losing in the quarterfinals in overtime to Brazil.

COLLEGIATE CAREER

- 2018 NCAA Champion
- 2019 AP All-America honorable mention
- 2019 ACC Tournament MVP
- 2019 All-ACC second team
- 2017 ACC All-Freshman Team
- Hit the game-tying jumper with 45 seconds remaining in the 2018 national championship game vs Mississippi State, knotting the score at 58-all. Also secured the steal with three seconds left that set-up Arike Ogunbowale's game-winning shot.

HIGH SCHOOL CAREER

- 2016 Naismith Player of the Year
- 2016 Indiana's Miss Basketball

PERSONAL

- Hails from Princeton, Indiana
- Has played professionally in the offseason in Australia, Israel and Turkey.

GO TO JACKIE YOUNG'S COMPLETE BIO ONLINE

- Online bio includes items such as expanded WNBA statistics, more notes, college, international and USA Basketball statistics, and more!

RECORD WITH/OUT

Year	Games Missed	Record	
		With	Without
2019	0	21-13	0-0
2020	0	18- 4	0-0
2021	0	24- 8	0-0
2022	2	24-10	2-0
2023	0	34- 6	0-0
2024	3	25-12	2-1
2025	0	30-14	0-0
2026	0	14-5	0-0
Totals	5	190-71	4-1

JACKIE YOUNG • No. 0

WNBA RANKINGS

	PPG	RPG	APG	SPG	BPG	MPG	FG%	3G%	FT%
2019	---	---	---	---	---	---	---	---	25
2020	---	---	23	---	---	---	16	---	21
2021	25	---	18	23	---	11	11	---	21
2022	12	---	14	13	---	3	22	3	13
2023	11	---	15	14	---	18	7	2	16
2024	16	---	7	29	---	12	---	---	11
2025	12	---	11	15	---	23	25	---	5
2026	16	29	5	---	---	12	---	26	1

2026 REGULAR SEASON HIGHS

PTS	29	Seattle	June 8, 2026
REBS	8	2x, Last vs Dallas	June 25, 2026
ASTS	10	@ Portland	June 11, 2026
STLS	5	@ Phoenix	June 17, 2026
BLKS	2	@ Atlanta	May 17, 2026
MINS	37:54	@ Phoenix	June 17, 2026

CAREER REGULAR SEASON HIGHS

PTS	34	2x, last vs Los Angeles	June 11, 2025
REBS	11	2x, last @ Atlanta	Aug. 27, 2025
ASTS	14	@ Phoenix	Sept. 1, 2024
STLS	5	2x, Last @ Phoenix	June 17, 2026
BLKS	2	9x, Last @ Atlanta	May 17, 2026
MINS	41:21	Washington	June 25, 2022

SEASON HIGHS

	PTS	REBS	ASTS	STLS	BLKS	MIN	FGM	FGA	3PM	3PA	FTM	FTA
2019	17	10	10	3	2	35:08	5	14	2	3	9	12
2020	20	7	9	4	1	32:42	8	15	1	2	5	6
2021	29	11	6	4	2	40:27	14	19	1	3	10	10
2022	26	9	9	3	2	41:21	9	19	4	7	8	8
2023	30	10	8	4	1	37:31	12	21	5	9	8	9
2024	34	8	14	3	2	40:00	11	23	7	13	9	10
2025	34	11	12	5	2	37:14	12	24	5	12	11	11
2026	29	8	10	5	2	37:54	10	20	6	9	10	10

MILESTONES REACHED

Mark	Opponent	Date	Game #
1st Point	Los Angeles	5/26/2019	1
1,000th Point	Los Angeles	5/23/2022	96
2,000th Point	Chicago	8/24/2023	156
3,000th Point	@ New York	7/8/2025	218
3,500th Point	@ Golden State	5/31/2026	251
500th Assist	New York	6/29/2023	137
1,000th Assist	Minnesota	9/4/2025	240
500th Rebound	Minnesota	5/28/2023	126
200th Steal	New York	8/17/2024	186

UPCOMING MILESTONES

Mark	Category	Current	Needs
300	Steals	287	13

10+ REBOUNDS & ASSISTS GAMES

YEAR	REB		DUB-DUBS			TRIP-DUB
	10+	10+	PT/REB	PT/AST	REB/AST	P/R/A
2019	1	1	0	0	1	0
2020	0	0	0	0	0	0
2021	2	0	2	0	0	0
2022	0	0	0	0	0	0
2023	1	0	1	0	0	0
2024	0	5	0	5	0	0
2025	2	3	0	1	0	2
2026	0	2	0	2	0	0
Totals	6	11	3	8	1	2

10+ POINT GAMES

YEAR	SCORING		
	10+	20+	30+
2019	7	0	0
2020	12	2	0
2021	21	4	0
2022	30	11	0
2023	37	15	1
2024	29	11	2
2025	38	14	2
2026	15	8	0
Totals	189	65	5

CAREER REGULAR SEASON STATISTICS

YEAR	TM	G	GS	MP	FG	FGA	FG%	3P	3PA	3P%	2P	2PA	2P%	eFG%	FT	FTA	FT%	OR	DR	REB	RPG	A	S	B	TO	PF	PTS	PPG
2019	LVA	34	34	767	76	236	.322	14	44	.318	62	192	.323	.352	59	73	.808	23	88	111	3.3	153	26	12	53	47	225	6.6
2020	LVA	22	0	568	93	189	.492	3	13	.231	90	176	.511	.500	52	61	.852	18	77	95	4.3	67	15	2	35	39	241	11.0
2021	LVA	32	32	1018	155	307	.505	5	20	.250	150	287	.523	.513	75	90	.833	21	110	130	4.1	103	36	11	47	58	390	12.2
2022	LVA	34	34	1129	191	401	.476	50	116	.431	141	285	.495	.539	110	128	.859	43	105	148	4.4	132	48	8	43	81	542	15.9
2023	LVA	40	40	1259	249	476	.523	89	198	.449	160	278	.576	.617	117	135	.867	26	134	160	4.0	151	52	5	70	80	704	17.6
2024	LVA	37	37	1205	201	467	.430	70	208	.337	131	259	.506	.505	111	128	.867	26	135	161	4.4	197	37	8	78	92	583	15.8
2025	LVA	44	44	1337	260	549	.474	80	224	.357	180	325	.554	.546	127	142	.894	52	144	196	4.5	226	57	18	98	106	727	16.5
2026	LVA	19	19	616	117	259	.452	39	101	.386	78	158	.494	.527	41	44	.932	20	68	88	4.6	129	16	8	40	47	314	16.5
Career		262	240	7896	1342	2881	.466	350	923	.379	992	1958	.507	.527	692	801	.864	228	861	1089	4.2	1158	287	72	464	550	3726	14.2



LAS VEGAS ACES GAME NOTES (STATS/RANKINGS THROUGH GAMES OF JUNE 29)

NOT SLOWING DOWN

Per Elias, after taking between 51-53 games to score her first, second and third 1,000 points, **A'ja Wilson** picked up the pace between 1,000-point markers. It has taken a mere 40-41 games to score each successive 1,000 points, all three of which are WNBA records.

RK Player Games to Get from 3,000 to 4,000 Points:

1. **A'ja Wilson** 41
2. Breanna Stewart 45
Arike Ogunbowale 45
4. Diana Taurasi 46
5. Lauren Jackson 47

RK Player Games to Get from 4,000 to 5,000 Points:

1. **A'ja Wilson** 40
2. **Jewell Loyd** 43
3. Diana Taurasi 46
Breanna Stewart 46
5. Kelsey Mitchell 48

RK Player Games to Get from 5,000 to 6,000 Points:

1. **A'ja Wilson** 40
2. Diana Taurasi 48
3. Breanna Stewart 51
4. Nneka Ogumike 54
5. Lauren Jackson 57
Tamika Catchings 57
Tina Charles 57

Additionally, Wilson's last three milestones were the fastest by any player from any given thousand-point mark to the next and Jewell Loyd lists among the top 5.

1. 40 games **A'ja Wilson** (from 4,000 to 5,000 career points)
- 40 games **A'ja Wilson** (from 5,000 to 6,000 career points)
3. 41 games **A'ja Wilson** (from 3,000 to 4,000 career points)
4. 42 games **Diana Taurasi** (from 1,000 to 2,000 career points)
5. 43 games **Jewell Loyd** (from 4,000 to 5,000 career points)

“We declare that human rights are for all of us, all the time: whoever we are and wherever we are from; no matter our class, our opinions, our sexual orientation.” ~ Ban Ki-moon

*“Courage is the price that life exacts for granting peace.” ~ Amelia Earhart,
“Courage”*

“The only queer people are those who don't love anybody.” ~ Rita Mae Brown

MILESTONES ACHIEVED IN 2026

On June 8, **A'ja Wilson** became the 19th player in W history to reach the 6,000 point plateau and was the **fastest and youngest to do so**. At 29 years and 304 days and playing in her 278th career game, Wilson passed **Diana Taurasi**, who previously held both high-water marks in 291 games and 31 and 61 days.

In doing so, she also became just the **4th player in the 30-year history of the league with at least 6,000 points, 2,500 rebounds, 500 assists and 500 blocks**. And of course, she was the fastest and youngest to those marks.

6,000 Points/2,500 Rebounds/500 Assists/900 Stocks

Player	Milestone Game	Age
1. A'ja Wilson	278	29 years, 304 days (1)
2. Lisa Leslie	348	37 years, 34 days (4)
3. Brittney Griner	358	35 years, 224 days (2)
4. Candace Parker	361	36 years, 17 days (3)

When she scored her 4,500th career point on June 2 in Los Angeles **Chelesa Gray** became just the **4th player in the league's 30-year history to amass at least 4,500 points, 1,000 rebounds, 1,500 assists and 100 blocked shots**. When she joined the pantheon of **Candace Parker, Diana Taurasi and Alyssa Thomas**, Gray, who won't turn 34 until October 8, topped out as the youngest to the quad milestone, bumping Taurasi down a notch.

4,500 Points/1,000 Rebounds/1,500 Assists/100 Blocks

Player	Milestone Game	Age
1. Diana Taurasi	347	34 years, 10 days (2)
2. Alyssa Thomas	359	34 years, 27 days (3)
3. Candace Parker	377	36 years, 71 days (4)
4. Chelsea Gray	378	33 years, 237 days (1)

Jackie Young eclipsed the 3,500-point plateau against Golden State on May 31, becoming the **24th player in league history with at least 3,500 points, 1,000 rebounds and 1,000 assists**. Playing in her 251st game, Young became the third-fastest to hit those marks. **Cappie Pondexter** and Taurasi both reached the triple milestone in 246 games. She is the youngest to the trifecta, having done so at 28 years and 257 days, bypassing Taurasi, who was 29 and 47 days.

3,500 Points/1,000 Rebounds/1,000 Assists

Player	Milestone Game	Age
1. Diana Taurasi	246	29 years, 47 days (2)
Cappie Pondexter	246	30 years, 192 days (4)
3. Jackie Young	251	28 years, 257 days (1)
4. Candace Parker	261	31 years, 135 days (8)

“Race, gender, religion, sexuality, we are all people and that's it. We're all people.

We're all equal.” ~ Connor Franta

“Why is it that, as a culture, we are more comfortable seeing two men holding guns than holding hands~ Ernest J. Gaines

“When you put love out in the world it travels, and it can touch people and reach people in ways that we never even expected.” ~ Laverne Cox



LAS VEGAS ACES GAME NOTES (STATS/RANKINGS THROUGH GAMES OF JUNE 29)

ACES 2026 GAME-BY-GAME STATS

2026 REGULAR SEASON (14-5)

HIGH/LOWS	PTS	FGM	FGA	FG%	3PM	3PA	3P%	FTM	FTA	FT%	ORB	DRB	REB	AT	TO	ST	BK	PF	+/-
High (lows listed for TO, PF)	107	43	82	62.3	14	30	50.0	31	37	90.0	17	36	46	28	5	18	10	13	29
Lows (highs listed for TO, PF)	66	27	58	39.7	4	13	21.1	4	8	50.0	2	23	25	19	18	3	2	23	-33

GAME	W/L	MIN	PTS	FGM	FGA	FG%	3PM	3PA	3P%	FTM	FTA	FT%	ORB	DRB	REB	AT	TO	ST	BK	PF	+/-
5/09 - LVA vs PHX #	L	40	66	29	71	40.8	4	19	21.1	4	8	50.0	6	29	35	19	17	5	8	15	-33
5/10 - LVA @ LAS	W	40	105	43	69	62.3	7	20	35.0	12	17	70.6	6	25	31	28	15	11	10	16	27
5/13 - LVA @ CON	W	40	98	39	72	54.2	5	16	31.3	15	21	71.4	12	34	46	21	16	9	6	19	29
5/15 - LVA @ CON	W	40	101	35	58	60.3	6	13	46.2	25	32	78.1	3	25	28	24	18	6	6	18	7
5/17 - LVA @ ATL	W	40	85	31	73	42.5	10	27	37.0	13	17	76.5	6	32	38	21	13	5	8	23	1
5/23 - LVA vs LAS	L	40	95	34	76	44.7	10	29	34.5	17	21	81.0	13	23	36	21	14	6	9	20	-6
5/28 - LVA @ DAL	L	40	87	36	82	43.9	8	20	40.0	7	12	58.3	8	25	33	21	5	5	3	15	-8
5/31 - LVA @ GSV	W	40	91	33	69	47.8	8	22	36.4	17	21	81.0	12	33	45	26	15	5	8	18	10
6/02 - LVA @ LAS ^	W	40	79	31	69	44.9	8	24	33.3	9	16	56.3	8	36	44	24	10	7	8	23	10
6/06 - LVA vs GSV ^	W	40	84	27	63	42.9	13	30	43.3	17	22	77.3	6	30	36	22	11	3	2	19	5
6/08 - LVA vs SEA ^	W	40	101	35	70	50.0	10	28	35.7	21	24	87.5	11	28	39	27	13	4	5	13	10
6/11 - LVA @ PDX ^	W	40	105	36	72	50.0	14	28	50.0	19	29	65.5	17	25	42	25	14	6	4	15	16
6/13 - LVA vs MIN ^	W	40	100	36	67	53.7	11	25	44.0	17	19	89.5	11	22	33	24	11	8	3	15	3
6/15 - LVA @ DAL ^	L	40	66	27	68	39.7	5	21	23.8	7	9	77.8	7	24	31	24	14	5	3	18	-30
6/17 - LVA @ PHX ^	W	40	86	31	68	45.6	5	21	23.8	19	25	76.0	9	20	29	25	9	18	6	13	10
6/21 - LVA vs GSV	W	40	92	36	58	62.1	11	24	45.8	9	10	90.0	2	23	25	21	11	5	3	18	19
6/23 - LVA vs NYL	L	40	76	31	72	43.1	8	27	29.6	6	8	75.0	5	27	32	23	8	9	4	14	-11
6/25 - LVA vs DAL	W	40	99	32	60	53.3	8	18	44.4	27	33	81.8	7	28	35	20	16	5	2	20	15
6/28 - LVA @ CHI	W	40	107	33	63	52.4	10	25	40.0	31	37	83.8	6	26	32	20	11	9	4	21	8
6/30 - LVA @ NYL \$																					
7/03 - LVA vs CHI#																					
7/05 - LVA vs IND#																					
7/09 - LVA @ PDX																					
7/11 - LVA vs PHX																					
7/12 - LVA vs IND																					
7/20 - LVA vs TOR																					
7/22 - LVA @ WAS																					
7/28 - LVA vs PDX																					
7/30 - LVA vs NYL																					
8/01 - LVA @ CHI																					
8/03 - LVA @ ATL																					
8/06 - LVA @ IND																					
8/08 - LVA @ MIN																					
8/09 - LVA @ NYL																					
8/11 - LVA vs WAS																					
8/13 - LVA vs MIN																					
8/18 - LVA vs ATL																					
8/20 - LVA vs CON																					
8/23 - LVA @ TOR &																					
8/28 - LVA vs TOR																					
9/17 - LVA @ SEA																					
9/20 - LVA vs SEA																					
9/22 - LVA vs LAS																					
9/24 - LVA @ PHX																					

- T-Mobile Arena

^ - Commissioner's Cup game

\$ - Commissioner's Cup Championship (does not count in regular season records)

& - Played in Vancouver, BC

2026 LAS VEGAS STATISTICS (14-5)

PLAYER	GP-GS	MIN	FGM-FGA	FG%	3-POINT			--- REBOUNDS ---											PTS/AVG
					FGM-FGA	FG%	FTM-FTA	FT%	OFF	DEF	TOT/AVG	AST	PF-DQ	STL	TO	BLK			
Wilson, A	19-19	611:05	174 - 332	52.4	18-44	40.9	123 - 149	82.6	37	141	178/9.4	55	35-0	30	51	38	489/25.7		
Young, J	19-19	615:47	117 - 259	45.2	39-101	38.6	41 - 44	93.2	20	68	88/4.6	129	47-0	16	40	8	314/16.5		
Carter, C	11-0	193:41	59 - 97	60.8	11-21	52.4	26 - 35	74.3	8	13	21/1.9	15	27-0	10	16	3	155/14.1		
Gray, C	19-19	627:26	84 - 185	45.4	41-96	42.7	25 - 27	92.6	5	70	75/3.9	141	40-0	21	61	8	234/12.3		
Smith, N	19-19	449:12	84 - 127	66.1	1-4	25.0	40 - 74	54.1	36	83	119/6.3	17	55-0	9	19	13	209/11.0		
Loyd, J	17-0	459:21	44 - 125	35.2	30-91	33.0	9 - 13	69.2	5	36	41/2.4	23	43-0	19	15	3	127/7.5		
Parker-Tyus, C	16-0	165:35	29 - 54	53.7	4-8	50.0	18 - 24	75.0	12	28	40/2.5	13	25-0	4	6	11	80/5.0		
Talbot, S	19-19	358:53	26 - 65	40.0	11-42	26.2	8 - 13	61.5	20	38	58/3.1	28	36-0	12	15	5	71/3.7		
Bell, K	15-0	165:04	12 - 44	27.3	6-30	20.0	0 - 0	0.0	4	16	20/1.3	11	12-0	5	6	6	30/2.0		
Turner, B	17-0	153:59	6 - 12	50.0	0-0	0.0	2 - 2	100	8	22	30/1.8	4	13-0	5	6	7	14/0.8		
ACES	19	3800	635 - 1300	48.8	161-437	36.8	292 - 381	76.6	155	515	820/43.2	436	333-0	131	241	102	1723/90.7		
OPPONENTS	19	3800	592 - 1350	43.9	171-489	35.0	286 - 360	79.4	152	474	766/40.3	363	369-3	136	232	46	1641/86.4		


PLAYER	-----SINGLE GAME HIGHS-----							-----AVERAGE PER GAME-----							-----AVERAGE PER 48 MIN-----						
	MIN	REB	AST	STL	TO	BLK	PTS	MIN	REB	AST	STL	TO	BLK	PTS	REB	AST	STL	TO	BLK	PTS	
Wilson, A	37:03	15	9	5	4	5	45	32.2	9.4	2.9	1.58	2.7	2.00	25.7	11.7	3.6	1.96	3.3	2.49	32.0	
Young, J	37:54	8	10	5	4	2	29	32.4	4.6	6.8	0.84	2.1	0.42	16.5	5.7	8.4	1.04	2.6	0.52	20.4	
Carter, C	26:12	8	4	2	4	1	27	17.6	1.9	1.4	0.91	1.5	0.27	14.1	4.3	3.1	2.07	3.3	0.62	32.0	
Gray, C	37:25	7	11	2	6	2	29	33.0	3.9	7.4	1.11	3.2	0.42	12.3	4.8	9.0	1.34	3.9	0.51	14.9	
Smith, N	30:40	12	3	2	2	2	22	23.6	6.3	0.9	0.47	1.0	0.68	11.0	10.6	1.5	0.80	1.7	1.16	18.6	
Loyd, J	31:10	5	3	3	2	1	21	27.0	2.4	1.4	1.12	0.9	0.18	7.5	3.6	2.0	1.65	1.3	0.26	11.1	
Parker-Tyus, C	17:39	6	3	1	2	2	14	10.3	2.5	0.8	0.25	0.4	0.69	5.0	9.7	3.1	0.97	1.4	2.66	19.3	
Talbot, S	32:10	10	4	3	2	2	10	18.9	3.1	1.5	0.63	0.8	0.26	3.7	6.5	3.1	1.34	1.7	0.56	7.9	
Bell, K	21:39	6	3	1	2	2	10	11.0	1.3	0.7	0.33	0.4	0.40	2.0	4.8	2.7	1.21	1.5	1.45	7.3	
Turner, B	20:32	6	1	2	2	2	4	9.1	1.8	0.2	0.29	0.4	0.41	0.8	7.8	1.0	1.30	1.6	1.82	3.6	

2026 NEW YORK STATISTICS (12-8)

PLAYER	GP-GS	MIN	FGM-FGA	FG%	3-POINT			--- REBOUNDS ---											PTS/AVG
					FGM-FGA	FG%	FTM-FTA	FT%	OFF	DEF	TOT/AVG	AST	PF-DQ	STL	TO	BLK			
Stewart, B	19-19	619:05	118 - 264	44.7	12-57	21.1	117 - 136	86.0	26	136	162/8.5	54	48-0	26	44	25	365/19.2		
Jones, J	19-19	554:42	94 - 187	50.3	36-90	40.0	64 - 79	81.0	34	131	165/8.7	50	57-1	14	38	21	288/15.2		
Sabally, S	13-5	217:48	45 - 98	45.9	20-52	38.5	25 - 29	86.2	5	31	36/2.8	25	34-0	1	22	2	135/10.4		
Astier, P	20-15	482:16	71 - 131	54.2	12-28	42.9	47 - 56	83.9	12	49	61/3.1	76	61-0	16	30	5	201/10.1		
Fiebich, L	13-13	371:18	41 - 92	44.6	23-54	42.6	22 - 24	91.7	15	18	33/2.5	22	24-0	14	25	1	127/9.8		
Johannes, M	20-16	480:10	66 - 158	41.8	48-123	39.0	14 - 17	82.4	10	41	51/2.6	59	38-0	18	37	4	194/9.7		
Ionescu, S	8-7	221:11	27 - 78	34.6	10-37	27.0	12 - 14	85.7	4	26	30/3.8	27	13-0	2	17	0	76/9.5		
Fowler, A	2-0	31:18	4 - 10	40.0	2-7	28.6	2 - 2	100	0	0	0/0.0	1	10-1	1	3	0	12/6.0		
Vanloo, J	5-0	81:08	9 - 17	52.9	7-14	50.0	4 - 4	100	1	9	10/2.0	27	11-0	2	12	0	29/5.8		
Gardner, R	19-0	295:03	38 - 73	52.1	6-21	28.6	24 - 26	92.3	16	27	43/2.3	25	28-0	9	14	4	106/5.6		
Han, X	20-1	247:30	43 - 80	53.8	15-33	45.5	10 - 13	76.9	11	31	42/2.1	17	17-1	7	9	12	111/5.6		
Laney-Hamilton, B	14-5	246:52	22 - 59	37.3	9-34	26.5	21 - 26	80.8	2	27	29/2.1	22	21-0	5	22	3	74/5.3		
Carrera, R	8-0	50:35	7 - 10	70.0	1-3	33.3	6 - 10	60.0	6	8	14/1.8	2	9-0	1	4	1	21/2.6		
Allen, R	7-0	79:52	3 - 19	15.8	3-14	21.4	6 - 6	100	1	8	9/1.3	4	12-0	2	4	2	15/2.1		
Griffin, A	4-0	07:43	1 - 1	100	0-0	0.0	0 - 0	0.0	0	1	1/0.3	0	1-0	0	1	0	2/0.5		
Maley, A	2-0	22:09	0 - 2	0.0	0-2	0.0	0 - 0	0.0	2	1	3/1.5	0	5-0	3	0	0	0/0.0		
Fauthoux, M	3-0	16:26	0 - 2	0.0	0-2	0.0	0 - 0	0.0	0	2	2/0.7	2	2-0	0	2	0	0/0.0		
LIBERTY	20-	4025	589 - 1281	46.0	204-571	35.7	374 - 442	84.6	145	546	865/43.3	413	391-3	121	307	80	1756/87.8		
OPPONENTS	20-	4025	620 - 1416	43.8	168-524	32.1	262 - 372	70.4	171	456	801/40.1	402	427-2	150	235	64	1670/83.5		

PLAYER	-----SINGLE GAME HIGHS-----							-----AVERAGE PER GAME-----							-----AVERAGE PER 48 MIN-----						
	MIN	REB	AST	STL	TO	BLK	PTS	MIN	REB	AST	STL	TO	BLK	PTS	REB	AST	STL	TO	BLK	PTS	
Stewart, B	38:40	12	6	4	4	7	31	32.6	8.5	2.8	1.37	2.3	1.32	19.2	10.5	3.5	1.68	2.8	1.62	23.6	
Jones, J	34:28	17	5	3	4	4	26	29.2	8.7	2.6	0.74	2.0	1.11	15.2	11.9	3.6	1.01	2.7	1.51	20.8	
Sabally, S	26:38	5	7	1	4	1	20	16.8	2.8	1.9	0.08	1.7	0.15	10.4	6.6	4.6	0.18	4.0	0.37	24.8	
Astier, P	34:59	8	7	3	5	2	24	24.1	3.1	3.8	0.80	1.5	0.25	10.1	5.1	6.3	1.33	2.5	0.41	16.7	
Fiebich, L	32:46	7	4	3	4	1	19	28.6	2.5	1.7	1.08	1.9	0.08	9.8	3.6	2.4	1.51	2.7	0.11	13.7	
Johannes, M	37:23	5	11	3	6	1	25	24.0	2.6	3.0	0.90	1.9	0.20	9.7	4.2	4.9	1.50	3.1	0.33	16.2	
Ionescu, S	30:43	10	7	1	4	0	16	27.6	3.8	3.4	0.25	2.1	0.00	9.5	5.4	4.9	0.36	3.1	0.00	13.7	
Fowler, A	16:37	0	1	1	3	0	12	15.7	0.0	0.5	0.50	1.5	0.00	6.0	0.0	1.3	1.28	3.8	0.00	15.3	
Vanloo, J	22:01	7	11	1	4	0	12	16.2	2.0	5.4	0.40	2.4	0.00	5.8	4.9	13.3	0.99	5.9	0.00	14.3	
Gardner, R	25:26	5	5	3	3	1	14	15.5	2.3	1.3	0.47	0.7	0.21	5.6	5.8	3.4	1.22	1.9	0.54	14.4	
Han, X	25:31	6	2	2	1	3	14	12.4	2.1	0.9	0.35	0.5	0.60	5.6	6.8	2.7	1.13	1.5	1.94	17.9	
Laney-Hamilton, B	28:29	5	4	2	4	1	13	17.6	2.1	1.6	0.36	1.6	0.21	5.3	4.7	3.6	0.81	3.6	0.49	12.0	
Carrera, R	16:49	5	1	1	2	1	7	6.3	1.8	0.3	0.13	0.5	0.13	2.6	11.1	1.6	0.79	3.2	0.79	16.6	
Allen, R	23:45	4	2	1	2	1	5	11.4	1.3	0.6	0.29	0.6	0.29	2.1	4.5	2.0	1.00	2.0	1.00	7.5	
Griffin, A	05:10	1	0	0	1	0	2	1.9	0.3	0.0	0.00	0.3	0.00	0.5	5.2	0.0	0.00	5.2	0.00	10.4	
Maley, A	11:08	3	0	2	0	0	0	11.1	1.5	0.0	1.50	0.0	0.00	0.0	5.4	0.0	5.42	0.0	0.00	0.0	
Fauthoux, M	06:27	2	1	0	1	0	0	5.5	0.7	0.7	0.00	0.7	0.00	0.0	4.9	4.9	0.00	4.9	0.00	0.0	

LAS VEGAS ACES | MEDIA CHEAT SHEET




0
JACKIE YOUNG
 Guard | 6-0 | 165
 Notre Dame | 8th Year



1
KIERSTAN BELL
 Guard | 6-1 | 176
 FGCU | 5th Year



2
JANIAH BARKER
 Forward | 6-4 | 176
 Tennessee | Rookie



3
NALYSSA SMITH
 Forward | 6-4 | 185
 Baylor | 5th Year



7
STEPHANIE TALBOT
 F | 6-2 | 192
 Adelaide, Australia | 8th year



11
DANA EVANS
 Guard | 5-6 | 145
 Louisville | 6th Year



12
CHELSEA GRAY
 Guard | 5-11 | 170
 Duke | 12th Year



21
BRIANNA TURNER
 Forward | 6-3 | 175
 Notre Dame | 8th Year




22
A'JA WILSON
 Center | 6-4 | 195
 South Carolina | 9th Year



23
CHENNEDY CARTER
 Guard | 5-9 | 143
 Texas A&M | 5th Year



24
JEWELL LOYD
 Guard | 5-11 | 175
 12th Year



32
CHEYENNE PARKER-TYUS
 F | 6-4 | 193
 Middle Tenn. | 12th Year



BECKY HAMMON
 Head Coach



CHARLENE THOMAS-SWINSON
 Assistant Coach



TY ELLIS
 Assistant Coach



LARRY LEWIS
 Assistant Coach



NOLA HENRY
 Assistant Coach

Head Coach: Becky Hammon
 Assistant Coach: Charlene Thomas-Swinson
 Assistant Coach: Ty Ellis
 Assistant Coach: Larry Lewis
 Assistant Coach: Nola Henry
 Player Development Coach: Micah Fraction
 Director of Health and Performance: Ciara Burgi
 Lead Rehabilitation Specialist: Jerrica Thomas
 Lead Athletic Trainer: Bryson Creer
 Lead Performance Coach & Assistant ATC: Matt Comer
 Manager, Basketball Operations: Anna Gomez
 Head Equipment Manager: Dashaun Jackson
 Basketball Operations Coordinator: Rashaad Zimmerman
 Assistant Player Development Coach: PJ Savoy Jr.

PRONUNCIATION GUIDE

Janiah (juh-NIGH-uh) Barker
 Kierstan (KEER-stin) Bell
 Chennedy (KEN-eh-dee) Carter
 Brianna (BREE-ah-nah) Turner
 A'ja (A-zhuh - like the continent, Asia) Wilson

STAFF

Ciara (c-AIR-uh - like the Sierra mountains) Burgi (BURR-ghee)