



# LAS VEGAS ACES (4-1) vs LOS ANGELES (2-3)

Saturday, May 23, 2026 | Michelob ULTRA Arena | Las Vegas

5 pm PDT | TV: CBS

Game No. 6 | Home Game No. 2



## SCHEDULE & RESULTS

## HOLE CARDS

Date	Opponent	W/L	Score
4/26	Japan (pre)	W	94-78
5/3	@ *Dallas (pre)	L	101-84

MAY (4-1)			
9	%Phoenix	L	99-66
10	@ Los Angeles	W	103-75
13	@ Connecticut	W	98-69
15	@ Connecticut	W	101-94
17	@ Atlanta	W	85-84
23	Los Angeles	CBS	5 pm
28	@ Dallas	Prime	5 pm
31	@ Golden State	NBC	12:30 pm

JUNE (0-0)			
2	@ ^Los Angeles	The Spot	7 pm
6	^Golden State	ABC	12 pm
8	^Seattle	USA/The Spot	7 pm
11	@ ^Portland	The Spot	7 pm
13	^Minnesota	CBS	5 pm
15	@ ^Dallas	USA/The Spot	5 pm
17	@ ^Phoenix	USA/The Spot	7 pm
21	Golden State	CBS	1 pm
23	New York	USA/The Spot	7 pm
25	Dallas	NBA TV/The Spot	7 pm
28	@ Chicago	CBS	1 pm

JULY (0-0)			
3	% Chicago	ION	7 pm
5	% Indiana	ESPN	4 pm
9	@ Portland	The Spot	7 pm
11	Phoenix	Peacock/The Spot	1 pm
12	Indiana	NBC	6 pm
20	@ Toronto	Peacock/The Spot	5 pm
22	@ Washington	The Spot	4:30 pm
25	2026 All-Star Game @ Chicago		
28	Portland	The Spot	7 pm
30	New York	Prime	7 pm

AUGUST (0-0)			
1	@ Chicago	CBS	10 am
3	@ Atlanta	The Spot	4:30 pm
6	@ Indiana	Prime	4 pm
8	@ Minnesota	CBS	10 am
9	@ New York	ABC	9:30 am
11	Washington	The Spot	7 pm
13	Washington	Prime	7 pm
15	Minnesota	CBS	5 pm
18	Atlanta	The Spot	7 pm
20	Connecticut	The Spot	7 pm
23	@ &Toronto	The Spot	4 pm
28	Toronto	ION	7 pm
4-13	2026 FIBA World Cup @ Berlin		

SEPTEMBER (0-0)			
17	@ Seattle	USA/The Spot	7 pm
20	Seattle	USA/The Spot	6 pm
22	Los Angeles	ESPN	7 pm
24	@ Phoenix	USA/The Spot	7 pm

% Played at T-Mobile Arena  
 & Played in Vancouver, British Columbia  
 ^ Commissioner's Cup game  
 \* Played in Austin, Texas  
 All times listed are Pacific Daylight Time

# 0



### JACKIE YOUNG

G • 6-0 • 8th Year • Notre Dame '19

	G	PPG	RPG	APG	SPG	FG%	3P%	FT%	MIN
2026	5	11.2	5.0	6.2	1.0	.354	.200	.857	29.6
Career	248	14.0	4.1	4.3	1.1	.464	.374	.860	30.0

2026 RS HIGHS: PT (25), REB (7), AST (9), STL (2), BLK (2), FGM (6), 3PM (4), FTM (3)

- 3x WNBA Champion
- 4x All-Star
- 2022 Most Improved
- 2x All-WNBA 2nd
- 2019 All-Rookie
- 2x Olympic gold (3x3 in 2020)

# 3



### NALYSSA SMITH

F • 6-4 • 5th Year • Baylor '22

	G	PPG	RPG	APG	BPG	FG%	3P%	FT%	MIN
2026	5	9.2	5.4	1.2	1.0	.704	.000	.471	18.4
Career	153	11.3	7.1	1.1	0.6	.471	.325	.613	25.5

2026 RS HIGHS: PT (13), REB (6), AST (2), STL (2), BLK (2), FGM (8), 3PM (0), FTM (6)

- 2025 WNBA Champion
- 2022 All-Rookie

# 7



### STEPH TALBOT

F • 6-2 • 8th Year • Australia

	G	PPG	RPG	APG	SPG	FG%	3P%	FT%	MIN
2026	5	3.0	2.4	1.4	0.8	.500	.000	.500	17.6
Career	242	4.3	2.6	1.6	0.6	.424	.347	.714	16.3

2026 RS HIGHS: PT (8), REB (5), AST (3), STL (3), BLK (2), FGM (4), 3PM (0), FTM (1)

- 2024 Olympic bronze
- 2018 World Cup silver
- 2022 World Cup bronze
- 3x Olympian
- 2020 WNBL MVP
- 2013 WNBL ROY
- 3x All-WNBA

# 12



### CHELSEA GRAY

G • 5-11 • 12th Year • Duke '14

	G	PPG	RPG	APG	SPG	FG%	3P%	FT%	MIN
2026	5	12.0	4.4	6.6	0.6	.535	.565	1.00	28.8
Career	374	11.9	3.2	5.1	1.2	.460	.383	.868	28.3

2026 RS HIGHS: PT (21), REB (7), AST (10), STL (1), BLK (2), FGM (8), 3PM (5), FTM (1)

- 4x WNBA Champion
- 2022 Finals MVP
- 6x All-Star
- 3x All-WNBA
- 2x Olympic gold
- 2022 World Cup Gold

# 22



### A'JA WILSON

C • 6-4 • 9th Year • South Carolina '18

	G	PPG	RPG	APG	BPG	FG%	3P%	FT%	MIN
2026	5	25.0	5.6	2.4	2.0	.595	.667	.838	27.6
Career	272	21.5	9.3	2.3	2.0	.500	.376	.822	31.1

2026 RS HIGHS: PT (45), REB (11), AST (4), STL (2), BLK (2), FGM (15), 3PM (2), FTM (13)

- 3x WNBA Champion
- 4x M'VP • 3x D'POY
- 2x Finals M'VP
- 7x All-Star
- 5x All-WNBA
- 2018 ROY & All-Rookie
- 2x Olympic gold
- 2x World Cup gold
- 2022 World Cup M'VP

## THE TURN

NO	NAME	POS	HGT	YR	G	MIN	FG%	3P%	FT%	REB	AST	PTS
1	Kierstan Bell	F	6-1	5th	3	12.0	.000	.000		2.3	0.7	0.0
2	Janiah Barker	F	6-4	R	DNP -- Injured							
11	Dana Evans	G	5-6	6th	DNP -- Injured							
21	Brianna Turner	F/C	6-3	8th	5	11.4	.667	----	----	3.0	0.2	0.8
23	Chennedy Carter	G	5-9	5th	5	21.4	.672	.375	.727	2.8	2.0	19.4
24	Jewell Loyd	G	5-11	12th	5	26.8	.324	.250	.500	3.2	1.6	6.4
32	Cheyenne Parker-Tyus	F	6-4	12th	5	11.2	.533	.000	.800	2.4	0.6	4.0

## REG SZN STREAKS (INCLUDES 2025)

Overall W 4  
 Home L 1  
 Road \*W 12

\*This record was incorrect earlier in the season. It has been corrected. The last regular season road loss was July 25, 2025, at Minnesota. Apologies for the error.

## PENDING RECORDS & MILESTONES

- **3,500 Points:** Jackie Young (3,468 + 32)
- **4,500 Points:** Chelsea Gray (4,469 + 31)
- **6,000 Points:** A'ja Wilson (5,844 + 156)
- **1,500 Rebounds:** Cheyenne Parker-Tyus (1,436 + 64)
- **2,000 Defensive Rebounds:** A'ja Wilson (1,994 + 8)
- **250 Assists:** Chennedy Carter (249 + 1)
- **250 Games:** Jackie Young (248 + 2)
- A'ja Wilson (1,489) needs 24 made free throws to move past **Angel McCoughtry** (1,512) and into No. 4 on the league's all-time list and **Jewell Loyd** (1,346) needs 7 to move past **Sylvia Fowles** (1,352) and into No. 16 on that list.
- A'ja Wilson (2,522) needs 20 rebounds to move past **Brittney Griner** (2,542) and into No. 16 all-time; No. 15 is **DeLisha Milton-Jones** (2,574).

## ACES MEDIA RELATIONS

Caroline Williams, Director  
 CWilliams@LasVegasAces.com | 725-289-8896  
 Carly Ebisuya, Manager  
 CEbisuya@LasVegasAces.com | 714-305-6808

## GAME STATUS UPDATES (AS OF MAY 22)

Dana Evans: out (left leg)

# CONGRATULATIONS!

If you are reading this, it means that you have made the wise decision to cover a WNBA game featuring the three-time WNBA Champion Las Vegas Aces. Odds are, you a member of one of the most prestigious media outlets in the nation, and a talented print, radio or television personality. Regardless of how these game notes came into your possession, welcome to year 9 of the Las Vegas Aces and year 30 of this storied franchise.

These Game Notes are designed to simplify your coverage of the Aces, but in a society that now likes to communicate in 140 ~~280~~ characters or less and 30-second Tik Tok videos, even a modest-sized set of Game Notes like this one can be intimidating.

Over the rest of this page, we will walk you through the complexities of this document to further enhance your ability to cover the most entertaining team in the WNBA.

Before we begin, we want you to know that we've gone interactive with notes again this year. **Embedded links will take you to the interweb page that contains more information on each note or tidbit of information. Click through to your heart's content!**

## Aces, Stars & Starzz Franchise History

For a robust franchise history, including yearly team recaps dating to 1997, the league's inaugural season, award winners, transactions, draft picks, season statistical leaders, etc., see the [Franchise History & Records page online](#).

## Aces Media Central

For quick links to the Aces credential portal, past game notes, WNBA media policies, 2025 Year in Review (as it happens) and other media-centric information, be sure to check out the [Aces Media Central page](#).

## Statistics

If all you need are our season statistics, just flip to the end of these notes. Both teams' stats are always located on the second to last page. We have decided not to include any box scores ~~because we are lazy~~ in an effort to rid the planet of unnecessary paper waste. All WNBA box scores (PDFs) are located online and can be downloaded here.

## Frequently Asked Questions

1) "I have found several typos in this document. Would you like to know about them?"

Yes, we would, but you should know that there are many people in the world who are not happy unless they find fault in the work of others. In an effort to boost their self-confidence, we have intentionally sprinkled several typos in this document to assist them, so we may already be aware of the typos of which you speak.

2) "I wish you would include [insert statistical note wish here] in your game notes."

Send us an email request and we'll try to add it to the notes package. After all, we are here to help you cover the Aces, and if there's something missing that will better help you do your job, please let us know!

## Epilogue

If you have any additional questions, please don't hesitate to reach out to the Aces media relations duo listed on Page 1. Thanks again for your interest in covering the Las Vegas Aces.

Your dedicated media relations team,

*Caroline & Carly*

## TABLE OF CONTENTS

1	Schedule/Results, Media Relations Contacts, Quick Hits
2	Welcome!
3	Aces Roster & Pronunciation Guide
4-5	Aces History vs. Opponent
6-11	Season Notes
12-13	Head Coach Becky Hammon
14-37	Aces Player Bios
38-40	Aces Game-by-Game Team Statistics
41	Aces & Opponent Cumulative Statistics
	OBC Media Cheat Sheet Roster

## FRANCHISE HISTORY

<b>All-Time Record</b> .....	489-494 (.497)
Utah Starzz (1997-2002) .....	87-99 (.444)
San Antonio Stars (2003-2017).....	204-306 (.400)
Las Vegas Aces (2018-2024).....	198-89 (.690)
<b>Postseason Appearances</b> .....	<b>17</b>
<b>All-Time Postseason Record</b> .....	<b>45-43 (.514)</b>
Utah Starzz (2001-2002) .....	2-5 (.286)
San Antonio Stars (2007-2012, 2014) .....	8-18 (.308)
Las Vegas Aces (2019-2025).....	35-20 (.636)
<b>WNBA Finals Appearances</b> .....	<b>5</b>
<b>WNBA Championships</b> .....	<b>3 (2022, 2023, 2025)</b>
<b>All-Time WNBA Finals Record</b> .....	<b>10-8 (.556)</b>
San Antonio Stars (2008) .....	0-3 (.000)
Las Vegas Aces (2020, 2022-2023).....	10-5 (.667)
<b>Commissioner's Cup Championships</b> .....	<b>1 (2022)</b>
Commissioner's Cup Record (2021-2025) .....	28-13 (.683)

## THEME NIGHTS & GIVEAWAYS

### May 9 vs Phoenix

- Opening night, ring ceremony (Three of a Kind flag)

### May 23 vs Los Angeles

- **Banner raising (replica banner)**

### June 6 vs Golden State

- Alumni Weekend (Aces history magazine)

### June 8 vs Seattle

- Pride Night (Pride fan)

### July 3 vs Chicago

- Heroes of the House (Aces banner)

### July 11 vs Phoenix

- Kids Day (Aces-themed giveaway TBA)

### July 30 vs New York

- Utah Starzz Legacy Night (Aces 30th season hat)

### Aug. 13 vs Washington

- Cancer Awareness (TBA)

### Aug. 20 vs Connecticut

- San Antonio Stars Legacy Night (Bucket\$ bobblehead)

### Sept. 22 vs Los Angeles

- Fan Appreciation Night Presented by Ally (TBA)

\*Giveaways are subject to change based on availability.

## 2026 LAS VEGAS ACES • ALPHABETICAL ROSTER

NO	NAME	POS	HGT	WGT	DOB	YEAR	COLLEGE	HOMETOWN
2	Janiah Barker	F	6-4	185	11/08/2003	R	Tennessee	Marietta, GA
1	Kierstan Bell	F	6-1	176	03/16/2000	5th	Florida Gulf Coast	Alliance, OH
23	Chennedy Carter	G	5-9	143	11/14/1998	5th	Texas A&M	Mansfield, TX
11	Dana Evans	G	5-6	145	08/01/1998	6th	Louisville	Gary, IN
12	Chelsea Gray	G	5-11	170	10/08/1992	12th	Duke	Manteca, CA
24	Jewell Loyd	G	5-11	175	10/05/1993	12th	—	Lincolnwood, IL
32	Cheyenne Parker-Tyus	F	6-4	193	08/22/1992	12th	Middle Tennessee	Queens, NY
3	Nalyssa Smith	F	6-4	185	08/08/2000	5th	Baylor	Converse, TX
7	Stephanie Talbot	F	6-2	192	06/15/1994	8th	—	Kadina, SA, Australia
21	Brianna Turner	F	6-3	175	07/05/1996	8th	Notre Dame	Pearland, TX
22	A'ja Wilson	C	6-4	195	08/08/1996	9th	South Carolina	Hopkins, SC
0	Jackie Young	G	6-0	165	09/16/1997	8th	Notre Dame	Princeton, IN

## 2026 LAS VEGAS ACES • NUMERICAL ROSTER

NO	NAME	POS	HGT	WGT	DOB	YEAR	COLLEGE	HOMETOWN
0	Jackie Young	G	6-0	165	09/16/1997	8th	Notre Dame	Princeton, IN
1	Kierstan Bell	F	6-1	176	03/16/2000	5th	Florida Gulf Coast	Alliance, OH
2	Janiah Barker	F	6-4	185	11/08/2003	R	Tennessee	Marietta, GA
3	Nalyssa Smith	F	6-4	185	08/08/2000	5th	Baylor	Converse, TX
7	Stephanie Talbot	F	6-2	192	06/15/1994	8th	—	Kadina, SA, Australia
11	Dana Evans	G	5-6	145	08/01/1998	6th	Louisville	Gary, IN
12	Chelsea Gray	G	5-11	170	10/08/1992	12th	Duke	Manteca, CA
21	Brianna Turner	F	6-3	175	07/05/1996	8th	Notre Dame	Pearland, TX
22	A'ja Wilson	C	6-4	195	08/08/1996	9th	South Carolina	Hopkins, SC
23	Chennedy Carter	G	5-9	143	11/14/1998	5th	Texas A&M	Mansfield, TX
24	Jewell Loyd	G	5-11	175	10/05/1993	12th	—	Lincolnwood, IL
32	Cheyenne Parker-Tyus	F	6-4	193	08/22/1992	12th	Middle Tennessee	Queens, NY

**Head Coach:** Becky Hammon

**Assistant Coach:** Charlene Thomas-Swinson

**Assistant Coach:** Ty Ellis

**Assistant Coach:** Larry Lewis

**Assistant Coach:** Nola Henry

**Player Development Coach:** Micah Fraction

**Director of Health and Performance:** Ciara Burgi

**Lead Rehabilitation Specialist:** Jerrica Thomas

**Lead Athletic Trainer:** Bryson Creer

**Lead Performance and Assistant ATC:** Matt Comer

**Manager, Basketball Operations:** Anna Gomez

**Head Equipment Manager:** Dashaun Jackson

**Basketball Operations Coordinator:** Rashaad Zimmerman

**Assistant Player Development Coach:** PJ Savoy Jr.

### PRO-NUN-C-A-SHUN GUYD

Janiah (juh-NIGH-uh) Barker

Kierstan (KEER-stin) Bell

Chennedy (KEN-eh-dee) Carter

Brianna (BREE-ah-nah) Turner

A'ja (A-zhuh - like the continent, Asia) Wilson

Ciara (c-AIR-uh - like the Sierra mountains) Burgi (BURR-ghee)

## TALE OF THE TAPE

LOS ANGELES (2-3)			LAS VEGAS (4-1)		
	Rank	Category		Rank	
89.6	4th	POINTS	>	3rd	91.0
27.4	14th	REBOUNDS	>	5th	35.6
19.8	6th	ASSISTS	>	3rd	22.6
17.0	14th	TURNOVERS	>	10th	15.8
49.2	4th	FIELD GOAL %	>	1st	51.6
34.4	5th <	THREE POINT %		9th	33.7
79.6	6th <	FREE THROW %		12th	72.6
55.8	4th	EFFECTIVE FIELD GOAL %	>	3rd	56.3
110.1	3rd <	OFFENSIVE RATING		7th	108.6
118.8	15th	DEFENSIVE RATING	>	4th	101.4
-8.7	13th	NET RATING	>	4th	7.2
-6.6	13th	PLUS MINUS	>	3rd	6.2
51.1	6th <	REBOUND %		9th	49.8
33.9	2nd <	OFFENSIVE REBOUND %		13th	27.5
68.0	11th <	DEFENSIVE REBOUND %		15th	66.1
17.6	6th	ASSIST RATIO	>	3rd	19.5
20.9	14th	TEAM TURNOVER %	>	9th	18.9
17.5	7th	OPPONENT TURNOVER %	>	4th	16.0
97.4	6th	PACE	>	2nd	100.4
12.0	7th	2ND CHANCE PTS	>	3rd	13.2
6.2	15th	FAST BREAK POINTS	>	6th	10.4
42.8	5th	POINTS IN THE PAINT	>	1st	49.6
4.0	12th	% POINTS MID-RANGE	>	4th	9.2
28.1	7th <	% POINTS THREE POINTERS		13th	21.1
20.1	9th <	% POINTS FREE THROWS		14th	15.2
47.8	8th	% POINTS IN THE PAINT	>	2nd	54.5

## 2026 ACES RECORD BREAKDOWN

	Record	Home	Away	OT
Overall	4-1	0-1	4-0	0-0
Eastern	3-0	0-0	3-0	0-0
Western	1-1	0-1	1-0	0-0

## FRANCHISE RECORD WATCH

- **Jackie Young** (3468) needs 7 points to pass **Becky Hammon** (3474) for 3rd in franchise history. **A'ja Wilson** is No. 1 with a lot of points; **Chelsea Gray** (2232) needs 1 to pass **Dearica Hamby** (2232) for 9th.
- **Chelsea Gray** (95) needs 2 blocked shots to pass **Danielle Adams** (96) for 8th in franchise history. **Margo Dydek** is No. 1 with 655.
- **Chelsea Gray** (18) needs 1 double-double to break a tie with **Liz Cambage** (18) to sit alone in No. 6 in franchise history; **Jackie Young** (12) needs 1 to break a tie with **Ann Wauters** (12) for 10th. **A'ja Wilson** is No. 1 with more than 120.



# LAS VEGAS ACES GAME NOTES (STATS/RANKINGS THROUGH GAMES OF MAY 22, 2026)



Regular Season History		Playoff History		Combined History		Streaks (incl. playoffs)	
Overall	51-57	Overall	2-5	Overall	53-62	Overall	W 3
Home	30-23	Home	2-2	Home	32-25	Home	L 1
Road	21-34	Road	0-3	Road	21-37	Road	W 3
Overtime	4-3	Overtime	0-0	Overtime	4-3	Overtime	L 1
		Series	1-2				

Date	H/A	Opponent	W/L	LVA	LAS
June 23, 1997		Los Angeles	W 1	102	89
July 11, 1997	@	Los Angeles	L 1	68	75
July 30, 1997	@	Los Angeles	L 2	69	91
Aug. 16, 1997		Los Angeles	L 3	64	74
June 11, 1998	@	Los Angeles	L 4	83	99
July 2, 1998	@	Los Angeles	W 1	58	57
Aug. 1, 1998		Los Angeles	L 1	65	73
Aug. 14, 1998	@	Los Angeles	L 2	67	87
June 28, 1999	@	Los Angeles	L 3	70	102
July 30, 1999	@	Los Angeles	L 4	77	87
Aug. 5, 1999		Los Angeles	W 1	81	75
Aug. 21, 1999		Los Angeles	W 2	89	81
May 31, 2000	@	Los Angeles	L 1	62	69
July 9, 2000	@	Los Angeles	L 2	72	92
Aug. 9, 2000		Los Angeles	W 1	89	77
July 3, 2001	@	Los Angeles	L 1	71	84
July 10, 2001		Los Angeles	L 2	67	79
Aug. 13, 2001		Los Angeles	W 1 (OT)	80	78
July 7, 2002	@	Los Angeles	L 1	75	102
Aug. 4, 2002	@	Los Angeles	L 2	86	90
Aug. 9, 2002		Los Angeles	L 3	77	85
Aug. 22, 2002		Los Angeles (*)	L 4	67	75
Aug. 24, 2002	@	Los Angeles (*)	L 5	77	103
June 26, 2003		Los Angeles	L 6	58	67
July 30, 2003	@	Los Angeles	W 1	70	62
Aug. 9, 2003		Los Angeles	W 2	69	52
Aug. 23, 2003		Los Angeles	L 1	70	83
July 2, 2004	@	Los Angeles	L 2 (OT)	80	87
July 9, 2004		Los Angeles	L 3	61	66
July 31, 2004		Los Angeles	L 4	67	79
Sept. 1, 2004	@	Los Angeles	L 5	69	77
May 31, 2005	@	Los Angeles	L 6	70	81
Aug. 5, 2005		Los Angeles	L 7	63	66
Aug. 26, 2005		Los Angeles	L 8	67	70
May 25, 2006		Los Angeles	L 9	71	80
June 25, 2006	@	Los Angeles	L 10	80	105
July 3, 2006	@	Los Angeles	W 1	85	63
July 26, 2006		Los Angeles	L 1	67	81
July 17, 2007	@	Los Angeles	W 1	63	61
Aug. 4, 2007		Los Angeles	W 2	86	67
Aug. 14, 2007	@	Los Angeles	W 3 (OT)	84	77
June 20, 2008		Los Angeles	W 4	77	75
July 14, 2008	@	Los Angeles	L 1	62	75
Aug. 30, 2008	@	Los Angeles	L 2	53	58
Sept. 5, 2008		Los Angeles	W 1	76	58
Sept. 25, 2008	@	Los Angeles (*)	L 1	70	85
Sept. 27, 2008		Los Angeles (*)	W 1	67	66
Sept. 28, 2008		Los Angeles (*)	W 2	76	72
Aug. 4, 2009	@	Los Angeles	W 3	63	59
Aug. 21, 2009		Los Angeles	L 1 (OT)	66	67
Sept. 5, 2009		Los Angeles	W 1	89	72
Sept. 8, 2009	@	Los Angeles	L 1	68	76
May 22, 2010		Los Angeles	W 1	88	81
July 1, 2010	@	Los Angeles	L 1	63	73
July 18, 2010		Los Angeles	W 1	83	73
Aug. 8, 2010	@	Los Angeles	W 2	92	83

Date	H/A	Opponent	W/L	LVA	LAS
June 24, 2011		Los Angeles	W 3 (OT)	90	80
July 12, 2011		Los Angeles	L 1	74	84
July 18, 2011	@	Los Angeles	W 1	79	69
Sept. 6, 2011	@	Los Angeles	W 2	82	65
June 16, 2012		Los Angeles	W 3 (OT)	98	85
June 24, 2012	@	Los Angeles	W 4	91	71
June 28, 2012		Los Angeles	W 5	94	80
Aug. 23, 2012	@	Los Angeles	L 1	77	101
Sept. 27, 2012	@	Los Angeles (%)	L 2	86	93
Sept. 29, 2012		Los Angeles (%)	L 3	94	101
June 1, 2013		Los Angeles	W 1	83	78
June 15, 2013	@	Los Angeles	L 1	48	84
July 6, 2013	@	Los Angeles	L 2	66	93
Aug. 31, 2013		Los Angeles	L 3	67	80
May 25, 2014	@	Los Angeles	L 4	62	83
June 14, 2014		Los Angeles	W 1	101	74
June 22, 2014	@	Los Angeles	W 2	72	69
Aug. 12, 2014		Los Angeles	W 3	82	76
July 2, 2015	@	Los Angeles	L 1	81	86
July 8, 2015		Los Angeles	W 1	70	63
Aug. 2, 2015		Los Angeles	L 1	78	80
Aug. 23, 2015		Los Angeles	L 2	59	90
Aug. 30, 2015	@	Los Angeles	L 3	52	60
June 2, 2016	@	Los Angeles	L 4	61	68
June 4, 2016		Los Angeles	L 5	61	74
Sept. 1, 2016		Los Angeles	L 6	61	70
Sept. 16, 2016	@	Los Angeles	L 7	65	71
June 15, 2017	@	Los Angeles	L 8	75	80
June 28, 2017		Los Angeles	L 9	73	85
Aug. 22, 2017	@	Los Angeles	L 10	55	75
June 29, 2018		Los Angeles	W 1	94	78
July 1, 2018	@	Los Angeles	L 1	71	87
July 15, 2018		Los Angeles	L 2	78	99
May 26, 2019		Los Angeles	W 1	83	70
June 27, 2019	@	Los Angeles	L 1	74	86
Aug. 1, 2019	@	Los Angeles	L 2	68	76
Aug. 31, 2019		Los Angeles	W 1	92	86
Aug. 7, 2020		Los Angeles	W 2	86	82
Sept. 12, 2020	@	Los Angeles	W 3	84	70
May 21, 2021		Los Angeles	W 4	97	69
June 30, 2021	@	Los Angeles	W 5	99	75
July 2, 2021	@	Los Angeles	W 6	66	58
May 23, 2022		Los Angeles	W 7	104	76
June 11, 2022	@	Los Angeles	W 8	89	72
June 27, 2022	@	Los Angeles	W 9	79	73
July 23, 2022		Los Angeles	W 10	84	66
May 25, 2023	@	Los Angeles	W 11	94	85
May 27, 2023		Los Angeles	W 12	93	65
July 12, 2023	@	Los Angeles	W 13	97	78
Aug. 19, 2023		Los Angeles	L 1	72	78

Continued on page 5.

# LAS VEGAS ACES GAME NOTES (STATS/RANKINGS THROUGH GAMES OF MAY 22, 2026)



## 2026 ACES VS SPARKS REGULAR SEASON HEAD-TO-HEAD STATISTICS

### 2026 ACES VS SPARKS (1-0)

PLAYER	GP-GS	MIN	FGM-FGA	FG%	FGM-FGA	FG%	FTM-FTA	FT%	OFF	DEF	TOT/AVG	AST	PF-DQ	STL	TO	BLK	PTS/AVG
Carter, C	1-0	19:30	9 - 13	69.2	1-3	33.3	3 - 5	60.0	1	0	1/1.0	0	3-0	2	2	0	22/22.0
Young, J	1-1	30:55	8 - 12	66.7	2-5	40.0	2 - 2	100	1	4	5/5.0	9	2-0	1	1	1	20/20.0
Wilson, A	1-1	30:01	7 - 14	50.0	0-2	0.0	5 - 6	83.3	0	4	4/4.0	3	1-0	1	3	2	19/19.0
Gray, C	1-1	31:57	6 - 10	60.0	4-5	80.0	0 - 0	0.0	0	3	3/3.0	5	3-0	0	6	0	16/16.0
Smith, N	1-1	15:58	5 - 5	100	0-0	0.0	2 - 4	50.0	2	4	6/6.0	2	4-0	0	0	2	12/12.0
Talbot, S	1-1	18:26	4 - 5	80.0	0-1	0.0	0 - 0	0.0	0	2	2/2.0	3	0-0	3	1	0	8/8.0
Turner, B	1-0	16:15	2 - 3	66.7	0-0	0.0	0 - 0	0.0	2	4	6/6.0	1	1-0	2	0	2	4/4.0
Loyd, J	1-0	26:08	1 - 5	20.0	0-3	0.0	0 - 0	0.0	0	4	4/4.0	3	2-0	1	1	1	2/2.0
Parker-Tyus, C	1-0	02:59	1 - 1	100	0-0	0.0	0 - 0	0.0	0	0	0/0.0	1	0-0	1	0	1	2/2.0
Bell, K	1-0	07:51	0 - 1	0.0	0-1	0.0	0 - 0	0.0	0	0	0/0.0	1	0-0	0	0	1	0/0.0
<b>Aces</b>	<b>1</b>	<b>200</b>	<b>43 - 69</b>	<b>62.3</b>	<b>7-20</b>	<b>35.0</b>	<b>12 - 17</b>	<b>70.6</b>	<b>6</b>	<b>25</b>	<b>42/42</b>	<b>28</b>	<b>16-0</b>	<b>11</b>	<b>15</b>	<b>10</b>	<b>105/105</b>
<b>Sparks</b>	<b>1</b>	<b>200</b>	<b>29 - 78</b>	<b>37.2</b>	<b>9-31</b>	<b>29.0</b>	<b>11 - 16</b>	<b>68.8</b>	<b>15</b>	<b>17</b>	<b>43/43</b>	<b>11</b>	<b>17-0</b>	<b>8</b>	<b>19</b>	<b>0</b>	<b>78/78</b>

### 2026 SPARKS VS ACES (0-1)

PLAYER	GP-GS	MIN	FGM-FGA	FG%	FGM-FGA	FG%	FTM-FTA	FT%	OFF	DEF	TOT/AVG	AST	PF-DQ	STL	TO	BLK	PTS/AVG
Plum, K	1-1	34:49	10 - 18	55.6	4-8	50.0	3 - 4	75.0	1	3	4/4.0	2	3-0	0	3	0	27/27.0
Ogwumike, N	1-1	32:48	7 - 15	46.7	3-5	60.0	2 - 2	100	5	5	10/10.0	2	1-0	1	2	0	19/19.0
Hamby, D	1-1	27:12	4 - 11	36.4	0-1	0.0	4 - 8	50.0	2	3	5/5.0	1	2-0	0	3	0	12/12.0
Atkins, A	1-1	31:45	3 - 12	25.0	0-6	0.0	2 - 2	100	2	2	4/4.0	3	2-0	3	3	0	8/8.0
Burrell, R	1-1	28:00	2 - 6	33.3	1-3	33.3	0 - 0	0.0	1	2	3/3.0	1	3-0	1	2	0	5/5.0
Cannon, E	1-0	01:52	1 - 1	100	1-1	100	0 - 0	0.0	0	0	0/0.0	0	1-0	0	2	0	3/3.0
Wheeler, E	1-0	18:00	1 - 11	9.1	0-6	0.0	0 - 0	0.0	1	0	1/1.0	1	1-0	3	0	0	2/2.0
Latson, T	1-0	04:42	1 - 1	100	0-0	0.0	0 - 0	0.0	0	1	1/1.0	0	0-0	0	1	0	2/2.0
Brink, C	1-0	08:03	0 - 0	0.0	0-0	0.0	0 - 0	0.0	3	0	3/3.0	0	3-0	0	3	0	0/0.0
Gray, C	1-0	07:58	0 - 2	0.0	0-1	0.0	0 - 0	0.0	0	1	1/1.0	1	0-0	0	0	0	0/0.0
Feagin, S	1-0	02:59	0 - 0	0.0	0-0	0.0	0 - 0	0.0	0	0	0/0.0	0	1-0	0	0	0	0/0.0
Park, J	1-0	01:52	0 - 1	0.0	0-0	0.0	0 - 0	0.0	0	0	0/0.0	0	0-0	0	0	0	0/0.0
<b>Sparks</b>	<b>1</b>	<b>200</b>	<b>29 - 78</b>	<b>37.2</b>	<b>9-31</b>	<b>29.0</b>	<b>11 - 16</b>	<b>68.8</b>	<b>15</b>	<b>17</b>	<b>43/43</b>	<b>11</b>	<b>17-0</b>	<b>8</b>	<b>19</b>	<b>0</b>	<b>78/78</b>
<b>Aces</b>	<b>1</b>	<b>200</b>	<b>43 - 69</b>	<b>62.3</b>	<b>7-20</b>	<b>35.0</b>	<b>12 - 17</b>	<b>70.6</b>	<b>6</b>	<b>25</b>	<b>42/42</b>	<b>28</b>	<b>16-0</b>	<b>11</b>	<b>15</b>	<b>10</b>	<b>105/105</b>

Continued from page 4.

Date	H/A	Opponent	W/L	LVA	LAS
May 18, 2024		Los Angeles	W 1	89	82
June 9, 2024	@	Los Angeles	L 1	92	96
July 5, 2024	@	Los Angeles	L 2 (OT)	93	98
Aug. 18, 2024		Los Angeles	W 1	87	71
May 30, 2025		Los Angeles	W 2	96	81
June 11, 2025		Los Angeles	L 1	89	97
July 29, 2025	@	Los Angeles	W 1	89	74
Sept. 11, 2025	@	Los Angeles	W 2	103	75
May 10, 2026	@	Los Angeles	W 3	105	78
May 23, 2026		Los Angeles			
June 2, 2026	@	Los Angeles			
Sept. 22, 2026		Los Angeles			

\* —WNBA Western Conference Finals  
% —WNBA Western Conference Semifinals

ACES 105, SPARKS 78 (MAY 10)																			
Sunday, May 10, 2026 Crypto.com Arena, Los Angeles, CA																FINAL BOX			
Officials: #31 Amy Bonner, #24 Gerda Gatling, #45 Leah Lanie																			
Game Duration: 2:06																Attendance: 12266			
VISITOR: Las Vegas Aces (1-1)																			
POS	MIN	FG	FGA	3P	3PA	FT	FTA	OR	DR	TOT	A	PF	ST	TO	BS	+/-	PTS		
7	Stephanie Talbot	F	18:26	4	5	0	1	0	0	2	2	3	0	3	1	0	5	8	
3	NaLyssa Smith	F	15:58	5	5	0	2	4	2	4	6	2	4	0	2	14	12		
22	A'ja Wilson	C	30:01	7	14	0	2	5	6	0	4	4	3	1	1	3	19	19	
0	Jackie Young	G	30:55	8	12	2	5	2	2	1	4	5	9	2	1	1	25	20	
12	Chelsea Gray	G	31:57	6	10	4	5	0	0	0	3	3	5	3	0	6	11	16	
24	Jewell Loyd		26:08	1	5	0	3	0	0	0	4	4	3	2	1	1	5	2	
23	Chennedy Carter		19:30	9	13	1	3	3	5	1	0	1	0	3	2	2	28	22	
21	Brianna Turner		16:15	2	3	0	0	0	0	2	4	6	1	1	2	0	16	4	
1	Kierstan Bell		07:51	0	1	0	1	0	0	0	0	0	0	1	0	0	1	8	0
32	Chenyenne Parker-Tyus		02:59	1	1	0	0	0	0	0	0	1	0	1	0	1	4	2	
			200:00	43	69	7	20	12	17	6	25	31	28	16	11	14	10	27	105
HOME: LOS ANGELES SPARKS (0-1)																			
POS	MIN	FG	FGA	3P	3PA	FT	FTA	OR	DR	TOT	A	PF	ST	TO	BS	+/-	PTS		
12	Rae Burrell	F	28:00	2	6	1	3	0	0	1	2	3	1	3	1	2	0	-24	5
5	Deshaun Hamby	F	27:12	4	11	0	1	4	8	2	3	5	1	2	0	3	0	-16	12
30	Nneka Ogumike	C	32:48	7	15	3	5	2	2	5	10	2	1	2	0	-15	19		
7	Ariel Atkins	G	31:45	3	12	0	6	2	2	2	4	3	2	3	3	0	-6	8	
10	Kelsey Plum	G	34:49	10	18	4	8	3	4	1	3	4	2	3	0	3	0	-25	27
17	Erica Wheeler		18:00	1	11	0	6	0	0	1	1	1	1	3	0	0	-21	2	
22	Cameroon Brink		08:03	0	0	0	0	0	0	3	0	3	0	3	0	0	-19	0	
2	Chance Gray		07:58	0	2	0	1	0	0	0	1	1	1	0	0	0	-5	0	
0	Ta'Niya Latson		04:42	1	1	0	0	0	0	1	1	0	0	1	0	0	-2	2	
20	Sania Feagin		02:59	0	0	0	0	0	0	0	0	0	0	1	0	0	-4	0	
6	Jihyun Park		01:52	0	1	0	0	0	0	0	0	0	0	0	0	0	0	1	0
32	Emma Cannon		01:52	1	1	1	1	0	0	0	0	0	0	1	0	2	0	1	3
			200:00	29	78	9	31	11	16	15	17	32	11	17	8	19	0	-27	78
SCORE BY PERIOD																			
			1	2	3	4	FINAL												
			Aces	29	13	33	30	105											
			SPARKS	14	27	18	19	78											
Inactive: Aces - Barker (Injury/Illness - Concussion), Evans (Injury/Illness - Lower Left Leg)																			
Inactive: Sparks - Martin, Ziegler																			
Points in the Paint: Aces 62 (31/42), SPARKS 40 (20/42)																			
2nd Chance Points: Aces 14 (6/8), SPARKS 14 (6/16)																			
Fast Break Points: Aces 9 (4/6), SPARKS 5 (2/5)																			
Flagrant Fouls: Aces (0): NONE																			
SPARKS (1): 6:00 2nd Atkins-FLG1																			
Biggest Lead: Aces 32, SPARKS 0																			
Lead Changes: 0																			
Times Tied: 0																			



# LAS VEGAS ACES GAME NOTES (STATS/RANKINGS THROUGH GAMES OF MAY 22, 2026)

## FEELING RANK (REGULAR SEASON TOP 30-ISH)

	PPG	RPG	APG	SPG	BPG	MPG	FG%	3P%	FT%
Chennedy Carter	10	---	---	8*	---	---	3	---	---
Chelsea Gray	---	---	5	---	28*	---	21	5	---
Jewell Loyd	---	---	---	---	---	---	---	---	---
Cheyenne Parker-Tyus	---	---	---	---	17*	---	---	---	---
NaLyssa Smith	---	23*	---	---	20*	---	1	---	---
A'ja Wilson	1*	20*	---	---	2*	---	11	1	28
Jackie Young	---	28*	6	31*	---	26	---	---	---
Aces Team	4	6	3	9	1	---	1	8	12

\*tie

## ROAD WARRIORS

Entering the 2026 season with an 8-game road winning streak, followed by 4 straight road wins, Las Vegas owns the longest active road winning streak with 12, dating to July 27, 2025, and is **tyied with the 2000 Los Angeles Sparks for the regular season record**.

## PLAY THAT 45

A'ja Wilson on May 15 against Connecticut became the first person in WNBA history to record multiple 45-point games. She previously tied the league single-game record of 53 points against Atlanta on Aug. 22, 2023.

In connecting on 15 of 18 from the field (with 3 boards, 3 assists, 1 steal and 2 blocks), Wilson was the **most efficient of anyone in league history for 40-point games**. Oh, and she also went 13 of 13 from the line.

Player	DATE	PTS	FGM-A	PCT	3PM-A	PCT	FTM-A	PCT
A'ja Wilson	5/15/26	45	15-18	.833	2-2	1.00	13-13	1.00
Paige Bueckers	8/20/25	44	17-21	.810	4-4	1.00	6-6	1.00
Kelsey Plum	7/9/23	40	14-18	.779	6-9	.667	8-9	.890

## PASSING LANE

**Becky Hammon's** 5,841 career points ranked No. 19 on the WNBA's all-time scoring list entering the season. However, **A'ja Wilson** passed that mark on May 17 against Atlanta, and now sits at No. 19 with 5,844 career points. Next up is No. 18 **Brittney Griner** (5,999) and No. 17 **Seimone Augustus** (6,005). It is not inconceivable that Wilson could end the season among the top 10 scorers in WNBA history.

## NO SUCH THING AS A FREE LUNCH

While it's still early in the season (pretend that line is at the front of every 2026 note for the next week or so ... it'll save a few line inches), the Aces struggled to get to the free throw line, and **currently rank 13th for fewest free throw attempts** in the W. You'd have to reach back to 2017 (No. 10, 17.4) to find a franchise team that wasn't in the top half of the league in trips to the line. The previous season low for a franchise team was 16.1 free throws attempted by the 2014 San Antonio Stars.

### Free Throw Attempts Averaged

	2018	2019	2020	2021	2022	2023	2024	2025	2026
LVA	23.5	21.5	23.4	21.9	19.8	19.5	18.3	18.5	19.0
Rank	2nd	1st	1st	1st	3rd	4th	6th	5th	13th

## RARE COMPANY

On May 10 against Los Angeles, A'ja Wilson became **one of only 5 players in league history** to amass at least 5,500 points, 500 blocks and 2,500 rebounds. Playing in career game No. 269, she topped **Lisa Leslie** (313 games) for fastest and **Candace Parker** (34 years, 122 days) for youngest.

### 5,500 Points/2,500 Rebounds/500 Blocks

Player	Milestone Game	Age
1. A'ja Wilson	269	29 years, 275 days
2. Lisa Leslie	313	35 years, 335 days (5)
3. Candace Parker	326	34 years, 122 days (2)
4. Brittney Griner	348	34 years, 313 days (3)
5. Sylvia Fowles	349	35 years, 224 days (4)

## LIGHTNING IN A BOTTLE

**A'ja Wilson scored her 5,000th career point faster than any player in league history**, doing so in her 238th game on June 25, 2025. A total of 29 players so far have hit the 5K point mark, but Wilson is one of just 3 to score 5,000 points in fewer than 250 games.

Wilson, who has 5,844 points entering her 272nd career game, is closing in on the **6,000-point milestone**. The current quickest to that mark is Diana Taurasi (291 games). If Wilson, who hit 5,824 11 games faster than anyone else, continues at the pace in which she's started the season, she will be fastest to 6K as well.

### Player

Player	5K Points Milestone Game
1. A'ja Wilson	238
2. Breanna Stewart	242
3. Diana Taurasi	243
4. Angel McCoughtry	257
5. Lauren Jackson	259

### Player

Player	6K Points Milestone Game
1. Diana Taurasi	291
2. Breanna Stewart	293
3. Lauren Jackson	316
4. Tina Charles	332
5. Cappie Pondexter	333

~~~~

### A'ja Wilson

**5,844 points / 272 games**  
(previous fastest to record 5,844 points was Stewart in 283 games.)

## CAROM CLUB

**A'ja Wilson** grabbed her 2,500th career rebound at 2:28 in the third quarter of the Aces victory over the Sparks on May 10. In doing so, she became the **12th player in WNBA history with at least 5,500 points and 2,500 rebounds**. She was the fastest, doing so in 269 games (**Tina Charles**, 301), and youngest at 29 years and 275 days (Charles, 30 years, 184 days). **Breanna Stewart** became No. 13 on May 12 in 295 games, bumping Charles to third fastest.

## BOUNCE BACK

After suffering a 33-point loss to Phoenix in its May 9 home opener, Las Vegas came back strong against Los Angeles on May 10. Not only did they earn a decisive 103-75 victory ...

- The Aces' 10 blocked shots marked the **28th time a team in franchise history recorded at least 10 blocks in a regular season game**, and the first time since an 11-block outing in a 95-83 victory over Chicago on June 27, 2024.
- The 28 assists marked the **26th time in franchise history** a team passed out 28 or more assists in a single game.
- The 62 points in the paint marked just the **6th time in franchise history an Aces/Stars/Starzz team recorded 60 or more points in the paint**; the last time was a 118-95 victory over Atlanta on July 4, 2021 (60 PITP).



**SIXTH SENSE**

Since 2019, the WNBA Sixth Player of the Year has been awarded to a member of the Las Vegas Aces five times, with **Dearica Hamby** earning it in 2019 and 2020, **Kelsey Plum** in 2021, **Alysha Clark** in 2023 and **Tiffany Hayes** took home the honor in 2024.

**Chennedy Carter** is making an early case for the award in 2026. She is **leading all reserves with 19.4 ppg** (No. 10 overall), while adding 2.0 apg and 1.6 spg, and shooting a blistering 67.2% from the field (No. 3 overall) in just over 21 minutes a contest. She's also tied for first overall for points in the paint, **scoring 13.2 ppg inside**.

**6,000 DEGREES OF SEPARATION**

**Jewell Loyd**, whose first career point came against Los Angeles on June 6, 2015, became the **16th player in WNBA history to score 6,000 career points**. She did so Sept. 9 against Chicago at 31 years and 339 days, making her the fourth-youngest player in WNBA history to hit that mark. It was the 370th game of her career, which lists as the 10th fastest in W history. There are now 17 players on that list after **Breanna Stewart** hit 6k on May 8.

**Diana Taurasi** currently holds the record for the youngest and quickest to the milestone at 291 games when she was 31 years and 61 days old. However, **A'ja Wilson** is closing in on becoming both the fastest and youngest to 6,000 career points. (see note at left)

**PAINTING THE TOWN RED**

Over the first 29 years of WNBA competition, teams finished at or above an average of 40 points in the paint just 14 times, with the **2020 Las Vegas Aces setting the standard of 42.7** points in the paint. And only three seasons saw more than one team hit the 40 PitP mark: **2010** (Atlanta, Phoenix), **2024** (Chicago, Dallas, Seattle) and **2025** (Indiana, Los Angeles).

Through May 22, a total of **7 teams are scoring at least 40 points in the paint**, led by **49.6 ppg by Las Vegas**, thanks to 13.2 from **Chennedy Carter**, 12.4 from **A'ja Wilson** and 7.2 from **NaLyssa Smith**.

**A'ONE & ONLY**

It's sometimes hard to wrap one's head around the back-to-back dominating seasons A'ja Wilson strung together in 2024 and 2025. But let's look at another data point. Wilson is the **only player in the history of the league to amass at least 900 points and 400 rebounds** in a single season, and she's now done it twice!

| Year | G  | Pts  | Rebs | Ast | Stl | Blk | FG%  | 3P%  | FT%  |
|------|----|------|------|-----|-----|-----|------|------|------|
| 2024 | 38 | 1021 | 451  | 88  | 68  | 98  | .518 | .317 | .844 |
| 2025 | 40 | 937  | 407  | 122 | 64  | 92  | .505 | .424 | .855 |

In looking at averages, only four players in league history averaged at least 20 points and 10 rebounds in a single season -- and Wilson has now done that twice. Sylvia Fowles (2011), Chamique Holdsclaw (2003) and Candace Parker (2010) are the only others to accomplish the feat.

| Year | G  | PPG  | RPG  | APG | SPG | BPG | FG%  | 3P%  | FT%  |
|------|----|------|------|-----|-----|-----|------|------|------|
| 2024 | 38 | 26.9 | 11.9 | 2.3 | 1.8 | 2.6 | .518 | .317 | .844 |
| 2025 | 40 | 23.4 | 10.2 | 3.1 | 1.6 | 2.3 | .505 | .424 | .855 |

**PICK UP THE PACE**

The Aces played at one of the fastest paces in the league since moving to Las Vegas as measured by possessions per 40 minutes. The Aces in 2025 played at their slowest pace since arriving in the Entertainment and Sports Capital of the World, but are **cruising at a fast pace once again**.

|        | 2018 | 2019 | 2020 | 2021 | 2022 | 2023 | 2024 | 2025 | 2026 |
|--------|------|------|------|------|------|------|------|------|------|
| Pos/40 | 82.4 | 82.3 | 82.6 | 82.5 | 82.2 | 82.2 | 81.1 | 79.1 | 83.7 |
| Rank   | 1st  | 2nd  | 1st  | 1st  | 1st  | 2nd  | 4th  | 7th  | 2nd  |

**GONE STREAKING**

**Kierstan Bell** – Did not play the last two games (coach's decision)...has yet to score in 2026.

**Chennedy Carter** – Shot no lower than 62.5% from the field in the first four games before making 53.8% against Atlanta on May 17 ... averaging a league second-best 13.2 points in the paint, her previous high came in 2024 at 10.3 PitP... scored 10 points in the home opener and 21.8 ppg in the 4 road games...shooting a career-high 67.2% from the field

**Chelsea Gray** – Dished out no less than 5 assists each game ... after shooting 33.3% on May 9, has upped her shooting to 56.8% over the past 4 games... career 3-point shooting is 38.2% but has hit 56.5% from deep in 2026 ... averages 2.1 free throw attempts/game in her career but has only earned 4 attempts from the line in 2026 (0.2 FTA/game) ...

**Jewell Loyd** – Averages a career 4.1 free throw attempts per game but has made it to the line just twice (0.8 FTA/game) in 2026

**Cheyenne Parker-Tyus** – After missing most of 2025 due to pregnancy and seeing just 7 minutes a game in the final 2 games of the season, has played 11.2 minutes off the bench, including 13.6 per game over the past 3 games.

**NaLyssa Smith** – Scored in double figures (11.5 ppg) the first 2 games, dropped to single digits (5.0 ppg) over the next 2 and was back with 13 points against Atlanta... Averaged 4.0 fouls/game over the first 3 contests and was whistled for just 1 on May 15, but had 5 fouls on May 17

**A'ja Wilson** – Ranked No. 3 for double-doubles last season (21); has produced just 1 so far in 2026 ... has scored in double figures in 29 consecutive games, the **second-longest active streak in the league** ... after receiving 17 (5.7 per game) trips to the line over the first 3 games, earned 20 free throw attempts the last 2 ... Owns a 50% career field goal percentage and is hitting a career-high 59.5% in 2026...Has blocked at least 2 shots in each of her last 12 games, the **longest active streak in the league**

**Jackie Young** – Owns a career average 4.3 apg and is averaging a career-best 6.2 apg; after May 9, when she had just 3 assists, has passed out no fewer than 6 each of the 4 games since ... Grabbing a career-high of 5.0 rpg ... Averaged 14.0 ppg over the first 4 games, but did not score against Atlanta, the first time she's posted zero points since Aug. 5, 2020, against Washington and just the 7th time in her career.

Las Vegas Aces – Shooting a franchise-high 51.6% from the field (48.6%, 2023) and a franchise second-best 91.0 ppg (92.8 ppg, 2023) ... **Scored at least 100 points in 2 of 5 games** ...

**CENTURY WIN**

On July 27, 2025, against Dallas, **Becky Hammon became the third-fastest and 18th overall W coach to win 100 W games**.

| RK | Coach               | 100 Wins Milestone Game |
|----|---------------------|-------------------------|
| 1. | Michael Cooper      | 124                     |
| 2. | Van Chancellor      | 125                     |
| 3. | <b>Becky Hammon</b> | <b>142</b>              |
| 4. | Cheryl Reeve        | 143                     |

Hammon, who has 121 victories in 165 games is closing in on becoming the third quickest to 125 victories.

| RK | Coach          | 125 Wins Milestone Game |
|----|----------------|-------------------------|
| 1. | Michael Cooper | 161                     |
| 2. | Van Chancellor | 165                     |
| 3. | Cheryl Reeve   | 179                     |

Becky Hammon: **121 wins in 165 games**



# LAS VEGAS ACES GAME NOTES (STATS/RANKINGS THROUGH GAMES OF MAY 22, 2026)

## FAN FAVORITES

The Las Vegas Aces were on a WNBA record 45 game home sellout streak, which included three games at T-Mobile Arena, but had its overall sellout streak halted in a game played at T-Mobile against Minnesota on Sept. 4. However, the Aces still have a running streak, having sold out 49 consecutive games at Michelob ULTRA Arena, including 2025 playoff games.

The Aces previously made W ticketing history in March 2024 when they announced 15 sellouts along with the fact that season-ticket memberships were sold out ahead of the season, the earliest any team had ever done so. They made history again when all 2025 season-ticket memberships were sold out by August 2024. (see page 10 for more)

## QUARTER MARKS

**A'ja Wilson**, who tallied 25 or more points a **league-high 17 times in 2025**, has a total of 81 in her career, which **ranks No. 3 among all-time WNBA leaders** and closing in quickly on No. 2.

| RK | Player             | 25-Point Games |
|----|--------------------|----------------|
| 1. | Diana Taurasi      | 140            |
| 2. | Tina Charles       | 82             |
| 3. | <b>A'ja Wilson</b> | <b>81</b>      |
| 4. | Breanna Stewart    | 78             |
| 5. | Lauren Jackson     | 70             |

## MAGIC NO. 3

**A'ja Wilson** is **ranked No. 3 among all-time league leaders for 20-point games**. Looking at the top 5 in the category, she has produced 20-point games at a faster clip than any of them.

| Player | 20-PT Games        | W Games    | % of Games w 20+ |
|--------|--------------------|------------|------------------|
| 1.     | Diana Taurasi      | 259        | 45.8%            |
| 2.     | Tina Charles       | 190        | 40.2%            |
| 3.     | <b>A'ja Wilson</b> | <b>165</b> | <b>60.7%</b>     |
| 4.     | Breanna Stewart    | 157        | 52.9%            |
| 5.     | Cappie Pondexter   | 152        | 36.5%            |

## 30-POINT PRODUCTION COMPANY

Among **all-time league leaders for 30-point games produced** are a pair of Aces—**A'ja Wilson** is No. 2 and **Jewell Loyd** is No. 6.

| Player | 30-PT Games        | W Games   |
|--------|--------------------|-----------|
| 1.     | Diana Taurasi      | 54        |
| 2.     | <b>A'ja Wilson</b> | <b>38</b> |
| 2.     | Angel McCoughtry   | 32        |
| 4.     | Breanna Stewart    | 31        |
| 5.     | Lauren Jackson     | 27        |
| 6.     | Jewell Loyd        | 25        |

## SEXTUPLE A

**A'ja Wilson** **established the franchise record for scoring average** in a season as a rookie, reset the record in 2023 and did so again in 2024. She is the only player in franchise history to average 20+ points in a season on more than one occasion and posted her 5th such season in 2025. While she hasn't played enough games yet to qualify, Wilson should finish with another top 10 season.

| Player | Year               | PPG                                       |
|--------|--------------------|-------------------------------------------|
| 1.     | A'ja Wilson        | 2024 26.89 (WNBA record)                  |
| 2.     | <b>A'ja Wilson</b> | <b>2025 23.43 (No. 7 in WNBA history)</b> |
| 3.     | A'ja Wilson        | 2023 22.80 (No. 14)                       |
| 4.     | A'ja Wilson        | 2018 20.70                                |
| 5.     | A'ja Wilson        | 2020 20.46                                |
| 6.     | Kelsey Plum        | 2022 20.17                                |
| 7.     | A'ja Wilson        | 2022 19.52                                |
| 8.     | Becky Hammon       | 2009 19.48                                |
| ~      |                    |                                           |
|        | <b>A'ja Wilson</b> | <b>2026 25.00</b>                         |

## DOUBLE THE FUN

**A'ja Wilson** has tallied 121 double-doubles in her career, which **is 5th-most in WNBA history** and first among current players.

| Player | Dub-Dubs           | W Games    |
|--------|--------------------|------------|
| 1.     | Tina Charles       | 201        |
| 2.     | Sylvia Fowles      | 193        |
| 3.     | Lisa Leslie        | 157        |
| 4.     | Candace Parker     | 154        |
| 5.     | <b>A'ja Wilson</b> | <b>121</b> |

## ALL SHE DOES IS WIN

Having won the second-most games in league history **before turning 25** and shattering the record for **most wins before turning 26**, **Jackie Young** last season **set a new standard for W victories before 27 with 145**.

Heading into 2025, **Maya Moore** held the record for wins (164) before **turning 28**. Young passed that on Aug. 13 and upped the ante to 176 by season's end.

Young now has her sights set on Moore's record of **185 victories before age 29**.

| Player | Wins Before 29th Birthday |            |
|--------|---------------------------|------------|
| 1.     | Maya Moore                | 185        |
| 2.     | <b>Jackie Young</b>       | <b>180</b> |
| 3.     | A'ja Wilson               | 173        |

## MORE WINNING

On Aug. 25, 2025, against Chicago, **Chelsea Gray** notched her 250th WNBA victory and **Jewell Loyd** reached her 200th. Gray became the **15th player with at least 250 career wins** and Loyd was the 49th to 200.

**Sue Bird** (333) has won the most games, Gray (259 wins) is now ranked No. 12 behind No. 11 **Nneka Ogumike** (262) and Loyd (209) ranks No. 43 behind Nos. 41 **Jonquel Jones** and **Kara Lawson** (212).

## EVEN MORE WINNING

Becky Hammon boasts the highest winning percentage of any coach in WNBA history for those who have **coached at least 150 games**.

### Highest Winning %, minimum 150 games coached

| Coach           | W   | L   | PCT  |
|-----------------|-----|-----|------|
| Becky Hammon    | 121 | 44  | .733 |
| Cheryl Reeve    | 367 | 192 | .657 |
| Van Chancellor  | 211 | 111 | .655 |
| Stephanie White | 120 | 78  | .606 |
| Sandy Brondello | 274 | 184 | .598 |

## I'LL TAKE ANOTHER DOUBLE-DOUBLE FOR 30, ALEX

**A'ja Wilson** was one of **only five players who posted a 30/10 double-double in 2025**, and was the only one to post more than 1 of them.

| Player | Team             | 2025 30+ Point Dub-Dubs |
|--------|------------------|-------------------------|
| 1.     | A'ja Wilson      | Las Vegas 10            |
| 2.     | Napheesa Collier | Minnesota 1             |
|        | Alyssa Thomas    | Phoenix 1               |
|        | Nneka Ogumike    | Seattle 1 (2OT)         |
|        | Sabrina Ionescu  | New York 1              |

With 26 (and counting) Wilson also has recorded the **most double-doubles with at least 30 points in league history**.

| Player | All-Time 30+ Point Dub-Dubs |           |
|--------|-----------------------------|-----------|
| 1.     | <b>A'ja Wilson</b>          | <b>26</b> |
| 2.     | Breanna Stewart             | 16        |
| 3.     | Tina Charles                | 15        |
| 4.     | Lauren Jackson              | 13        |
| 5.     | Candace Parker              | 11        |



**GOOD GAWD!**

Point Gawd **Chelsea Gray**, who is known for her magician-like no-look passes, ranks **6th on the WNBA's career assist chart** with 1,903 assists (Lindsay Whalen is No. 5 with 2,348).

Gray also became the 9th player in WNBA history with at least 4,000 points and 1,500 assists, and at the time **was the 4th-fastest to accomplish the feat**, doing so in 332 games (**Skylar Diggins**, 291; **Sue Bird**, 317; **Lindsay Whalen**, 328) before **Alyssa Thomas** did so in 327 games a week later for No. 10, bumping Gray to 5th fastest.

**RAREFIED AIR**

**Wilson ranks 2nd in WNBA history for 20/10 points/rebounds double-doubles.**

| Player                | 20P/10R Dub-Dubs | W Seasons  |
|-----------------------|------------------|------------|
| 1. Tina Charles       | 109              | 14         |
| 2. <b>A'ja Wilson</b> | <b>91</b>        | <b>9th</b> |
| 3. Sylvia Fowles      | 77               | 15         |

Among her 20/10 games are 50 with at least 25 points and 10 rebounds, which is the **most in WNBA history**.

| Player                    | 25Pt/10Reb Dub-Dubs | W Seasons   |
|---------------------------|---------------------|-------------|
| 1. <b>A'ja Wilson</b>     | <b>50</b>           | <b>9th</b>  |
| 2. Tina Charles           | 42                  | 14          |
| 3. <b>Breanna Stewart</b> | <b>30</b>           | <b>10th</b> |
| 4. Sylvia Fowles          | 29                  | 15          |

And 10 of those 25/10 double-double games came **without a single turnover, tops in WNBA history**.

| Player                | 25P/10R/Zero TOs Dub-Dubs |
|-----------------------|---------------------------|
| 1. <b>A'ja Wilson</b> | <b>10</b>                 |
| 2. Lauren Jackson     | 6                         |
| Breanna Stewart       | 6                         |

Wilson also has the **most 25/15 double-doubles** in W history.

| Player                | 25Pt/10Reb |
|-----------------------|------------|
| 1. <b>A'ja Wilson</b> | <b>14</b>  |
| 2. Tina Charles       | 12         |
| 3. Lisa Leslie        | 11         |
| 4. Yolanda Griffith   | 9          |
| Sylvia Fowles         | 9          |

**ONE GOOD TURNOVER DESERVES ANOTHER**

The Aces took care of the basketball better than anybody in the WNBA in each of the past 4 seasons, **which rank as the top four lowest TO seasons in league history**. Despite a slight increase, the Aces still finished in the top four last year, but struggled with keeping a handle on the ball so far.

**Aces Turnovers Per Game**

|           | 2020 | 2021 | 2022 | 2023 | 2024 | 2025 | 2026       |
|-----------|------|------|------|------|------|------|------------|
| Las Vegas | 12.5 | 11.8 | 11.7 | 11.8 | 11.7 | 13.0 | 15.8       |
| Rank      | 2nd  | 1st  | 1st  | 1st  | 1st  | 4th  | 10th (tie) |

The Aces also ranked first in five of the past six seasons for fewest points allowed off their own miscues and are among the top 5 so far in 2026.

**Opponents Points Off Turnovers**

|           | 2020 | 2021 | 2022 | 2023 | 2024 | 2025 | 2026 |
|-----------|------|------|------|------|------|------|------|
| Las Vegas | 11.8 | 13.3 | 13.0 | 12.8 | 12.4 | 13.9 | 14.8 |
| Rank      | 1st  | 2nd  | 1st  | 1st  | 1st  | 3rd  | 5th  |

**NEVER GONNA GIVE YOU UP**

Only 6 players in WNBA history **averaged more than 20 points and fewer than 2.0 turnovers over the course of a season**. **A'ja Wilson** has accomplished the feat 4 times (2018, 2020, 2023 and 2024), which ranks 2nd behind Breanna Stewart (5).

Elena Delle Donne and Lauren Jackson are 3rd with 3 such seasons apiece and Tina Charles (2016) and Kelsey Mitchell (2025) have one apiece. Wilson's 26.9 points a game in 2024 tops the chart and her **1.26 turnovers per game ranks No. 4**.

That list bumps to **16 players when upping the turnover average to 2.5 per game**, which was done by just three players in 2025 -- Napheesa Collier (22.9 ppg, 2.1 TOs), Kelsey Mitchell (20.2 ppg, 1.8 TOs) and Wilson (23.4 ppg, 2.2 TOs).

Further, there are **18 players in the history of the WNBA** who have amassed at least 5,000 points and 2,000 rebounds. Of those 18, **only 7 have turned it over fewer than 2.0 times per game**. Wilson ranks No. 3.

| Player                    | Points      | Rebounds    | TOs/Game      |
|---------------------------|-------------|-------------|---------------|
| 1. <b>DeWanna Bonner</b>  | <b>7871</b> | <b>3242</b> | <b>1.5379</b> |
| 2. Tangela Smith          | 5046        | 2335        | 1.6263        |
| 3. <b>A'ja Wilson</b>     | <b>5844</b> | <b>2522</b> | <b>1.6691</b> |
| 4. Lauren Jackson         | 6007        | 2447        | 1.7319        |
| 5. Candice Dupree         | 6895        | 3146        | 1.7632        |
| 6. <b>Nneka Ogwumike</b>  | <b>7383</b> | <b>3301</b> | <b>1.7959</b> |
| 7. <b>Breanna Stewart</b> | <b>6095</b> | <b>2519</b> | <b>1.8788</b> |

**LOCK, STOCKS & TWO SMOKING BARRELS**

In 2024, **A'ja Wilson** became the league's all-time **single-season 'stocks' leader**, which combines steals and blocks and took over the No. 2 spot in 2025.

| Player                | Year        | Steals    | Blocks    | Stocks     |
|-----------------------|-------------|-----------|-----------|------------|
| 1. A'ja Wilson        | 2024        | 68        | 98        | <b>166</b> |
| 2. <b>A'ja Wilson</b> | <b>2025</b> | <b>64</b> | <b>92</b> | <b>156</b> |
| 3. Brittney Griner    | 2014        | 22        | 129       | 151        |

Wilson and Lisa Leslie are the only players listing more than once among the top 10 seasons for total stocks -- they have three apiece.

| Player           | Top 10 Seasons for Stocks |
|------------------|---------------------------|
| 1. A'ja Wilson   | 2023, 2024, 2025          |
| Lisa Leslie      | 2004, 2005, 2008          |
| 3. Margo Dydek   | 2001                      |
| Yolanda Griffith | 2000                      |
| Tamika Catchings | 2002                      |
| Brittney Griner  | 2014                      |

Wilson has racked up **over 100 stocks more than anyone else since entering the league in 2018**.

**Stocks Since 2018**

| Player                    | Steals     | Blocks     | Stocks     |
|---------------------------|------------|------------|------------|
| 1. <b>A'ja Wilson</b>     | <b>339</b> | <b>543</b> | <b>882</b> |
| 2. <b>Breanna Stewart</b> | <b>335</b> | <b>317</b> | <b>652</b> |
| 3. <b>Natasha Howard</b>  | <b>358</b> | <b>276</b> | <b>634</b> |

Wilson **led the league in stocks averaged in 2025**.

**Stocks Averaged in 2025**

| Player              | Steals | Blocks | Stocks |
|---------------------|--------|--------|--------|
| 1. A'ja Wilson      | 1.60   | 2.30   | 3.90   |
| 2. Allana Smith     | 1.31   | 1.90   | 3.21   |
| 3. Napheesa Collier | 1.64   | 1.52   | 3.15   |

Despite playing in fewer games, **Wilson also led in 2025 in total stocks**.

| Rk | Player       | GP | Steals | Blocks | Stocks |
|----|--------------|----|--------|--------|--------|
| 1. | A'ja Wilson  | 40 | 64     | 92     | 156    |
| 2. | Alanna Smith | 42 | 55     | 80     | 135    |
| 3. | Ezi Magbegor | 44 | 30     | 96     | 126    |



# LAS VEGAS ACES GAME NOTES (STATS/RANKINGS THROUGH GAMES OF MAY 22, 2026)

## HAVE A LITTLE CHARITY

Since the start of the 2018 season, **A'ja Wilson has attempted more than 300 more free throws than her nearest competitor**, and is trailed in the No. 3 spot by teammate **Jewell Loyd**.

| Player             | FTAs Since 2018 |
|--------------------|-----------------|
| 1. A'ja Wilson     | 1,812           |
| 2. Breanna Stewart | 1,346           |
| 3. Jewell Loyd     | 1,113           |

Wilson moved up from No. 8 at the start of the season to **No. 5 for free throws made on the all-time list**, Loyd is No. 17.

| Player              | Career FTAs |
|---------------------|-------------|
| 1. Diana Taurasi    | 2,517       |
| 4. Angel McCoughtry | 1,512       |
| 5. A'ja Wilson      | 1,489       |
| 16. Sylvia Fowles   | 1,352       |
| 17. Jewell Loyd     | 1,346       |

## SCORING MACHINES

Since entering the W in 2015, Jewell Loyd has **scored the second-most points** and produced **the second-most double-digit scoring games** than any other player in the league. A'ja Wilson lists among the top 10 in both categories, despite having played fewer seasons, and **Chelsea Gray** is in the top 10 for double-digit scoring games.

### Points Scored Since 2015

| Player             | Points | W Seasons Played Since 2015 |
|--------------------|--------|-----------------------------|
| 1. Breanna Stewart | 6,095  | 10th                        |
| 2. Jewell Loyd     | 6,059  | 12th                        |
| 3. Nneka Ogumike   | 5,905  | 12th                        |
| 4. A'ja Wilson     | 5,844  | 9th                         |
| 5. Tina Charles    | 5,563  | 9                           |

### 10+ Point Games Since 2015

| Player             | 10+ Point Games Since 2015 |
|--------------------|----------------------------|
| 1. Nneka Ogumike   | 311                        |
| 2. Jewell Loyd     | 297                        |
| 6. DeWanna Bonner  | 264                        |
| 7. A'ja Wilson     | 262                        |
| 8. Brittney Griner | 250                        |
| 9. Chelsea Gray    | 239                        |

## BLOCK PARTY

Wilson, who ranks **9th on the league's all-time career** blocked shots list and **2nd among active players**, has blocked more shots than anyone else **since entering the league in 2018**.

### All-time WNBA Career Blocked Shots Leaders

| Player                | Blocks |
|-----------------------|--------|
| 1. Margo Dydek        | 877    |
| 2. Brittney Griner    | 861    |
| 3. Lisa Leslie        | 822    |
| 8. Tammy Sutton-Brown | 555    |
| 9. A'ja Wilson        | 543    |

### Blocks Since 2018

| Player             | Blocks Since 2018 |
|--------------------|-------------------|
| 1. A'ja Wilson     | 543               |
| 2. Brittney Griner | 374               |
| 3. Ezi Magbegor    | 354               |

Not surprisingly, Wilson also has the **most stocks since 2018**.

### Stocks Since 2018

| Player             | Stocks Since 2018 |
|--------------------|-------------------|
| 1. A'ja Wilson     | 882               |
| 2. Breanna Stewart | 652               |
| 3. Natasha Howard  | 634               |

## LOOK AT ALL THE PEOPLE HERE TONIGHT

Since 2023, the Aces have been rewriting their home attendance record books, and in 2024 made WNBA history by becoming the first team in the league to sell out 100% of their home games in a season. **The Aces sold out their entire season ticket membership inventory for the 2025 season in August 2024—the earliest any team had ever done so.**

- **The Aces sold out 45 straight home games**, dating from Game 2 of the 2023 WNBA Semifinals (Sept. 26, 2023) through Aug. 21, 2025, which includes games at Michelob ULTRA Arena and T-Mobile Arena. Including last year's playoff games, the Aces enter 2026 on a **49-game sellout streak at Michelob ULTRA Arena**.
- On July 2, 2024, there were **20,366 in attendance at T-Mobile Arena**, which was the fifth-most attended game in WNBA regular season history and the most since 1999.
- The franchise-high 20,366 fans at T-Mobile Arena against Indiana on July 2, 2024, eclipsed the previous regular season record of 17,406, set on Sept. 10, 2023, when the Aces played host to the Mercury.
- Prior to 2025, the top 10 attendance marks for Las Vegas Aces games played at Michelob ULTRA Arena came in 2024. However, eight of the games at MUA in 2025 jumped into the MUA top 10 list and the top 6 attended games at MUA came last year.
- After seeing attendance averages hit no higher than 5,606 over their first four seasons in Las Vegas, the Aces upped their average to 9,551 fans per game in 2023, and surpassed that number in 2024 with an average of 11,283 over their 20 regular season home games. The Aces averaged 11,358 in 2025.
- **The Aces sold out of their 2024 season-ticket memberships in early March** and had 7 full sellouts by the third week in April, breaking the Las Vegas record of 6 regular season sellouts set in 2023.
- The Aces upped that mark and **sold out of their 2025 season-ticket memberships in August 2024**, the earliest for any W team ever.
- The attendance mark of **10,509** against Washington on May 23, 2025, is the largest crowd ever for an Aces game at Michelob ULTRA Arena.
- The Las Vegas Aces have welcomed **10,000 or more fans at 66 home games** since arriving in the Valley in 2018—3 of which came in 2022, 9 were in 2023, 23 in 2024, 29 in 2025 and **1** (and counting) **in 2026**.
- On Sept. 13, 2023, **the Aces rewrote their playoff attendance record** since arriving in Las Vegas with 12,927 fans at T-Mobile Arena for their first game of the First Round against the Sky. The franchise high for a playoff game is 16,012, set Oct. 3, 2008, when the San Antonio Stars hosted the Detroit Shock in the Finals.
- The Aces ranked **1st in the W in attendance in 2023** with the help of 6 sold out games and **3rd in 2024** after 20 sellouts. The Aces also sold out 2 playoff games in 2024.

### Top 10 Attended Games Since Moving to Las Vegas

| Date               | Opponent   | Attendance |
|--------------------|------------|------------|
| 1. July 2, 2024    | Indiana#   | 20,366     |
| 2. June 22, 2025   | Indiana#   | 18,547     |
| 3. Sept. 3, 2024   | Chicago#   | 18,394     |
| 4. Sept. 10, 2023  | Phoenix#   | 17,406     |
| 5. Sept. 7, 2025   | Chicago#   | 17,306     |
| 6. May 9, 2026     | Phoenix#   | 16,511     |
| 7. Sept. 9, 2025   | Chicago#   | 15,640     |
| 8. Sept. 4, 2025   | Minnesota# | 14,656     |
| 9. Sept. 13, 2023  | Chicago#*  | 12,927     |
| 10. Sept. 23, 2025 | Indiana*   | 10,516     |

\* Playoff Game  
# Played in T-Mobile Arena



**WNBA 1'K**

Before becoming the first player in league history to score 1,000 points in a single season in 2024, **A'ja Wilson** became the **first player in league history to score 1,000 points in a single year** when combining regular season and postseason points. Wilson now owns the top three single-year scoring outputs in league history.

| Player                             | Year | Team(s)                       | Reg. & Playoff Points |
|------------------------------------|------|-------------------------------|-----------------------|
| 1. <a href="#">A'ja Wilson</a>     | 2025 | <a href="#">Las Vegas</a>     | 1,259                 |
| 2. A'ja Wilson                     | 2024 | Las Vegas                     | 1,149                 |
| 3. A'ja Wilson                     | 2023 | Las Vegas                     | 1,126                 |
| 4. Breanna Stewart                 | 2023 | New York                      | 1,103                 |
| 5. <a href="#">Kelsey Mitchell</a> | 2025 | <a href="#">Indiana Fever</a> | 1,068                 |

**DOUBLE SAWBUCKS**

Keeping with the theme of combining regular season and playoff games, **A'ja Wilson** in 2023 **produced more 20+ point games in a single year than any WNBA player in history**. She then upped that record in 2024 after posting 34 games with 20 or more points during the regular season and 4 in playoff games and in 2025 recorded 35 such games.

| Player                         | Year | Team(s)                   | 20+ Pt Games |
|--------------------------------|------|---------------------------|--------------|
| 1. A'ja Wilson                 | 2024 | Las Vegas                 | 38           |
| 2. <a href="#">A'ja Wilson</a> | 2025 | <a href="#">Las Vegas</a> | 35           |
| 3. A'ja Wilson                 | 2023 | Las Vegas                 | 34           |
| 4. Breanna Stewart             | 2023 | New York                  | 31           |

**A'1**

**A'ja Wilson** not only led the WNBA in scoring in each of the past two seasons, she **broke the WNBA record for season scoring average** and points scored in 2024, while becoming the **first W player in history to score 1'000 points in a single season**. She currently owns three of the top five single-season point totals in league history.

| Player           | Year | Team      | PPG    |
|------------------|------|-----------|--------|
| 1. A'ja Wilson   | 2024 | Las Vegas | 26.868 |
| 2. Diana Taurasi | 2006 | Phoenix   | 25.294 |
| 3. Jewell Loyd   | 2023 | Seattle   | 24.711 |

| Player                         | Year | Team                      | Points |
|--------------------------------|------|---------------------------|--------|
| 1. A'ja Wilson                 | 2024 | Las Vegas                 | 1'021  |
| 2. Jewell Loyd                 | 2023 | Seattle                   | 939    |
| 3. <a href="#">A'ja Wilson</a> | 2025 | <a href="#">Las Vegas</a> | 937    |
| 4. Breanna Stewart             | 2023 | New York                  | 919    |
| 5. A'ja Wilson                 | 2023 | Las Vegas                 | 912    |

**CALCIUM EFFICIENT**

**A'ja Wilson** shattered the league-record with 20 consecutive games of **20 or more points** from Aug. 28, 2023, through June 27, 2024.

The **longest active streak in this young season is 5** and Wilson has hit the mark each of the past 3 games, which is No. 2.

| RK | Players            | Active 20-Point Streaks |
|----|--------------------|-------------------------|
| 1. | Caitlin Clark      | 5                       |
| 2. | <b>A'ja Wilson</b> | 3                       |

**WNBA Record 20-Point Game Streaks**

| Player             | Games | Streak Start   | Streak End    |
|--------------------|-------|----------------|---------------|
| 1. A'ja Wilson     | 20    | Aug. 28, 2023  | June 27, 2024 |
| 2. Diana Taurasi   | 13    | July 22, 2006  | May 19, 2007  |
| 3. Breanna Stewart | 12    | June 29, 2017  | Aug. 5, 2017  |
| Arike Ogunbowale   | 12    | Sept. 10, 2023 | June 13, 2024 |

**NEVER BEEN DONE BEFORE**

**A'ja Wilson** wrapped her 2024 season as the first player in WNBA or NBA history to lead the league in total points, rebounds and blocked shots in a single season (blocks became an official NBA stat in 1973-74).

Only 3 times in WNBA history has the same player led in 2 of the 3 categories (including Wilson with rebounds and blocked shots in 2022).

In 2025, Wilson became the first player in WNBA or NBA history to lead the league in scoring, and earn league MVP, Defensive Player of the Year and Finals MVP honors.

**ON HER A'GAME**

Per **Her Hoops Stats**, **A'ja Wilson** scored 20 or more points 34 times in 2024, or 89.5% of her games, finishing with the highest percentage of 20-point games in a season in league history.

| Player              | Team      | Year | 20+ Point Games | Total Games | PCT  |
|---------------------|-----------|------|-----------------|-------------|------|
| 1. A'ja Wilson      | Las Vegas | 2024 | 34              | 38          | 89.5 |
| 2. Diana Taurasi    | Phoenix   | 2008 | 26              | 34          | 76.5 |
| 3. Diana Taurasi    | Phoenix   | 2006 | 26              | 34          | 76.5 |
| 4. Arike Ogunbowale | Dallas    | 2024 | 28              | 38          | 73.7 |
| 5. A'ja Wilson      | Las Vegas | 2023 | 29              | 40          | 72.5 |

**PUT ME IN, COACH; I'M READY TO PLAY.**

In the first 25 games last season, **Jewell Loyd** averaged 10.4 points on 36.3% shooting from the field and 35.4% behind the arc. After asking to come off the bench, Loyd bumped those numbers to 12.1 ppg, 42.3% from the field and 40.9% from 3-point over her final 19 games as a reserve.

**ACES AMONG WNBA TOP 25 CHARTS**

| Rk  | Player          | Points |
|-----|-----------------|--------|
| 1.  | Diana Taurasi   | 10,646 |
| ~   |                 |        |
| 14. | Breanna Stewart | 6,095  |
| 15. | Jewell Loyd     | 6,059  |
| ~   |                 |        |
| 18. | Brittney Griner | 5,999  |
| 19. | A'ja Wilson     | 5,844  |

| Rk | Player         | Assists |
|----|----------------|---------|
| 1. | Sue Bird       | 3,234   |
| ~  |                |         |
| 5. | Lindsay Whalen | 2,348   |
| 6. | Chelsea Gray   | 1,903   |

| Rk  | Player          | Rebounds |
|-----|-----------------|----------|
| 1.  | Tina Charles    | 4,262    |
| ~   |                 |          |
| 16. | Brittney Griner | 2,542    |
| 17. | A'ja Wilson     | 2,522    |

| 10-Point Games |                  |
|----------------|------------------|
| 1.             | Diana Taurasi    |
| 488            |                  |
| ~              |                  |
| 14.            | Seimone Augustus |
| 301            |                  |
| 16.            | Brittney Griner  |
| 298            |                  |
| 17.            | Jewell Loyd      |
| 297            |                  |

| 20-Point Games |                |
|----------------|----------------|
| 1.             | Diana Taurasi  |
| 259            |                |
| 2.             | Tina Charles   |
| 190            |                |
| 3.             | A'ja Wilson    |
| 165            |                |
| ~              |                |
| 14.            | Skylar Diggins |
| 123            |                |
| 15.            | Jewell Loyd    |
| 122            |                |

| 30-Point Games |               |
|----------------|---------------|
| 1.             | Diana Taurasi |
| 54             |               |
| 2.             | A'ja Wilson   |
| 38             |               |
| ~              |               |



## HEAD COACH BECKY HAMMON



Las Vegas Aces President Nikki Fargas announced on December 31, 2021, that the team hired San Antonio Spurs assistant and 6-time WNBA All-Star Becky Hammon as the team's head coach.

Hammon rewarded the Aces less than nine months later with the franchise's first WNBA Championship.

She repeated that feat in her second season, helping the Aces become the first team to claim back-to-back WNBA titles in more than 20 years.

While the Aces 3-peat bid fell short in Hammon's third season, the injury-hampered team still advanced to the

WNBA Semifinals and finished fourth in league play.

Season No. 4 for Hammon was one for the history books.

During the 2024-25 offseason, free agency and the expansion draft saw the departure of several key players from the Aces first two championship runs. However, Las Vegas signed several players, key among them was two-time WNBA Champion, two-time Olympic gold medalist and six-time All-Star Jewell Loyd. With the different faces came struggles to gain trust and build chemistry, and the Aces roster saw more changes over the first half of the season. The final addition came on June 30 when the Aces were 8-8.

Over the next 11 games, the Aces went 6-5 before falling to 14-14 with a 53-point loss at home against Minnesota on Aug. 2. Nearly everyone outside the organization wrote off the Aces. Everyone in the inner circle knew the pieces were there, and the team rebounded with a 101-77 win the following day against Golden State. The Aces continued stringing together victories, knocking off defending champion New York and eventual Nos. 3 and 4 Atlanta and Phoenix, and brought a 12-game winning streak into a rematch against Minnesota. The Aces passed the test, 97-87, and won their next three for a season-ending 16-game winning streak to finish an improbable second in the standings. From there, the Aces were pushed to the limit in the first two rounds of the playoffs but never folded before earning a four-game sweep of Phoenix in the Finals for their third title in four years.

In her four years with the Aces, Las Vegas tallied a 77-29 (.726) mark in the regular season, 19-6 (.760) in playoff games and also captured the 2022 Commissioner's Cup crown.

The seeds for Hammon's hiring were originally sewn when the Aces retired her jersey on September 13, 2021. That ceremony served as the culmination of the franchise's 25th anniversary alumni initiative, which saw the Aces embrace their Utah and San Antonio roots, and celebrate the players who helped build the franchise and the league from the ground up. Las Vegas owner Mark Davis spent time with Hammon and her family that week, and walked away understandably impressed.

Hammon played 16 seasons in the WNBA, including her final eight in San Antonio, where she led the franchise to its first finals appearance in 2008.

On August 5, 2014, Spurs head coach Gregg Popovich hired Hammon as a full-time assistant making her the first woman in NBA history to hold that position.

Since that time, Hammon continued to accumulate coaching 'firsts' in the NBA. On July 3, 2015, she became the first woman to serve as head coach in the NBA's Summer League where she led the Spurs to the league title.

Less than a year later, Hammon became the first woman to be part of an All-Star coaching staff, and on December 30, 2020, following Popovich's ejection in San Antonio's game against Los Angeles, Hammon took over on the bench, becoming the first woman acting head coach in the history of the NBA.

A member of the league's 15th, 20th and 25th anniversary teams, Hammon went undrafted in 1999 following her All-American career at Colorado State. She signed with New York as a free agent that same year, helping the team to WNBA Finals appearances in three of her first four years in the Big Apple.

The Rapid City, South Dakota native earned her first All-Star nod in 2003, and represented New York on the Eastern Conference squad in 2005 and 2006 as well.

Following the 2006 season, New York traded Hammon to San Antonio. In her first year in silver and black, she posted what were then career highs in scoring (18.8 ppg), and assists (5.0) while earning another trip to the WNBA All-Star Game. As a team, the Silver Stars made their first appearance in the postseason since 2002, falling to Phoenix in the Western Conference Finals.

In 2008, Hammon led San Antonio to its first trip to the WNBA Finals where they fell to Detroit. The Silver Stars made the playoffs in each of her seven full seasons with the team, and Hammon once again was named to the All-Star team in 2009 and 2011.

She retired as the franchise leader in assists per game (5.1) and scoring average (15.6), and the WNBA leader in career free throw percentage (89.7).

Hammon, who was inducted into the Naismith Memorial Hall of Fame on Aug. 12, 2023, was inducted into the Women's Basketball Hall of Fame in 2022, the Colorado Sports Hall of Fame in 2015 and the San Antonio Sports Hall of Fame in 2018.



# HEAD COACH BECKY HAMMON



|                                          |                                 |                                           |                           |
|------------------------------------------|---------------------------------|-------------------------------------------|---------------------------|
| <b>Colorado State (1995-99)</b>          |                                 | <b>WNBA (1999-2014)</b>                   |                           |
| All-American                             | 1997, 1998, 1999                | New York Liberty                          | 1999-2006                 |
| NCAA Sweet Sixteen                       | 1999                            | San Antonio Stars                         | 2007-14                   |
| NCAA Second Round                        | 1996, 1998                      |                                           |                           |
| WAC Mountain Division Player of the Year | 1997-98, 1998-99                | All-Star                                  | 2003, 2005-07, 2009, 2011 |
| WAC Pacific Division Player of the Year  | 1996-97                         | All-WNBA First Team                       | 2007, 2009                |
| WAC Tournament MVP                       | 1996                            | All-WNBA Second Team                      | 2005, 2008                |
| WAC Freshman of the Year                 | 1995-96                         | WNBA Assists Leader                       | 2007                      |
| WAC All-Time Leading Scorer              | 2,740 points, 1995-99           | WNBA 15th Anniversary Team                | 2011                      |
| WAC Single-Season Scoring Leader         | 824 points, 1998-99             | WNBA 20th Anniversary Team                | 2016                      |
| WAC Single-Season Made 3-Pointers Leader | 114, 1998-99                    | WNBA 25th Anniversary Team                | 2021                      |
| No. 25 Retired by Colorado State         | January 22, 2005                | WNBA Finals                               | 1999, 2000, 2002, 2008    |
| <b>Coaching Career (2014-present)</b>    |                                 | No. 25 Retired by San Antonio             | June 25, 2016             |
| San Antonio Spurs Assistant (NBA)        | 2014-22                         | No. 25 Retired by Las Vegas               | September 13, 2021        |
| Las Vegas Aces (WNBA)                    | 2022-present                    |                                           |                           |
| <b>Halls of Fame</b>                     |                                 |                                           |                           |
| WNBA Champion                            | 2022, 2023, 2025                | Naismith Memorial Basketball Hall of Fame | 2023                      |
| Coach of the Year                        | 2022                            | San Antonio Sports Hall of Fame           | 2018                      |
| Coach of the Month                       | Sept. 2024, June 2023, May 2022 | Colorado Sports Hall of Fame              | 2015                      |
| Commissioner's Cup Champion              | 2022                            |                                           |                           |

## WNBA HEAD COACH RECORD

| TEAM           | YEAR            | REG SEASON    |             | WNBA       |             | PLAYOFFS    |                                                                  | NOTES |
|----------------|-----------------|---------------|-------------|------------|-------------|-------------|------------------------------------------------------------------|-------|
|                |                 | W-L           | PCT         | FINISH     | W-L         | PCT         |                                                                  |       |
| Las Vegas Aces | 2022            | 26-10         | .722        | 1st        | 8-2         | .800        | WNBA Champion, Commissioner's Cup Champion, regular season No. 1 |       |
| Las Vegas Aces | 2023            | 34-6          | .850        | 1st        | 8-1         | .875        | WNBA Champion, regular season No. 1                              |       |
| Las Vegas Aces | 2024            | 27-13         | .675        | 4th        | 3-3         | .500        | WNBA Semifinals                                                  |       |
| Las Vegas Aces | 2025            | 30-14         | .682        | 2nd        | 9-3         | .750        | WNBA Champion, regular season No. 2                              |       |
| Las Vegas Aces | 2026            | 4-1           | .800        |            |             |             |                                                                  |       |
| <b>Totals</b>  | <b>5th Year</b> | <b>121-44</b> | <b>.733</b> | <b>---</b> | <b>28-9</b> | <b>.757</b> | <b>3 WNBA championships, 1 Commissioner's Cup championship</b>   |       |

## NBA ASSISTANT COACH RECORD

| TEAM          | YEAR           | REG SEASON     |             |      | NBA PLAYOFFS |             |                                | NOTES |
|---------------|----------------|----------------|-------------|------|--------------|-------------|--------------------------------|-------|
|               |                | W-L            | PCT         | CONF | W-L          | PCT         |                                |       |
| San Antonio   | 2014-15        | 55-27          | .671        | 6th  | 3-4          | .429        | Western Conference First Round |       |
| San Antonio   | 2015-16        | 67-15          | .817        | 2nd  | 6-4          | .600        | Western Conference Semifinals  |       |
| San Antonio   | 2016-17        | 61-21          | .744        | 2nd  | 8-8          | .500        | Western Conference Finals      |       |
| San Antonio   | 2017-18        | 47-35          | .573        | 7th  | 1-4          | .250        | Western Conference First Round |       |
| San Antonio   | 2018-19        | 48-34          | .585        | 7th  | 3-4          | .429        | Western Conference First Round |       |
| San Antonio   | 2019-20        | 32-39          | .451        | 11th | -            | .-          | -                              |       |
| San Antonio   | 2020-21        | 33-39          | .458        | 10th | -            | .-          | -                              |       |
| San Antonio   | 2021-22        | 34-48          | .415        | 10th | -            | .-          | -                              |       |
| <b>Totals</b> | <b>8 Years</b> | <b>377-258</b> | <b>.594</b> |      | <b>21-24</b> | <b>.467</b> |                                |       |

## WNBA STATISTICS

| YEAR          | TM  | G          | GS         | MP           | FG          | FGA         | FG%         | 3P         | 3PA         | 3P%         | 2P          | 2PA         | 2P%         | eFG%        | FT          | FTA         | FT%         | OR         | DR         | REB         | RPG        | A           | S          | B             | TO         | PF          | PTS         | PPG  |
|---------------|-----|------------|------------|--------------|-------------|-------------|-------------|------------|-------------|-------------|-------------|-------------|-------------|-------------|-------------|-------------|-------------|------------|------------|-------------|------------|-------------|------------|---------------|------------|-------------|-------------|------|
| 1999          | NYL | 30         | 0          | 202          | 27          | 64          | .422        | 11         | 38          | .289        | 16          | 26          | .615        | .508        | 15          | 17          | .882        | 2          | 17         | 19          | 0.6        | 17          | 6          | 0             | 24         | 27          | 80          | 2.7  |
| 2000          | NYL | 32         | 16         | 835          | 119         | 252         | .472        | 52         | 141         | .369        | 67          | 111         | .604        | .575        | 61          | 69          | .884        | 19         | 45         | 64          | 2.0        | 58          | 29         | 1             | 62         | 55          | 351         | 11.0 |
| 2001          | NYL | 32         | 0          | 619          | 90          | 197         | .457        | 42         | 111         | .378        | 48          | 86          | .558        | .563        | 40          | 51          | .784        | 10         | 42         | 52          | 1.6        | 51          | 27         | 1             | 48         | 46          | 262         | 8.2  |
| 2002          | NYL | 32         | 1          | 659          | 87          | 197         | .442        | 44         | 114         | .386        | 43          | 83          | .518        | .553        | 38          | 56          | .679        | 18         | 50         | 68          | 2.1        | 54          | 25         | 0             | 55         | 49          | 256         | 8.0  |
| 2003          | NYL | 11         | 2          | 257          | 50          | 87          | .575        | 23         | 49          | .469        | 27          | 38          | .711        | .707        | 39          | 41          | .951        | 1          | 20         | 21          | 1.9        | 18          | 10         | 1             | 27         | 13          | 162         | 14.7 |
| 2004          | NYL | 34         | 34         | 1130         | 153         | 354         | .432        | 57         | 170         | .335        | 96          | 184         | .522        | .513        | 97          | 116         | .836        | 17         | 101        | 118         | 3.5        | 150         | 58         | 2             | 118        | 73          | 460         | 13.5 |
| 2005          | NYL | 34         | 34         | 1165         | 145         | 336         | .432        | 65         | 178         | .365        | 80          | 158         | .506        | .528        | 118         | 131         | .901        | 20         | 94         | 114         | 3.4        | 146         | 60         | 2             | 107        | 77          | 473         | 13.9 |
| 2006          | NYL | 22         | 20         | 674          | 107         | 252         | .425        | 37         | 108         | .343        | 70          | 144         | .486        | .498        | 72          | 75          | .960        | 6          | 60         | 66          | 3.0        | 81          | 29         | 3             | 65         | 46          | 323         | 14.7 |
| 2007          | SAS | 28         | 27         | 934          | 179         | 402         | .445        | 74         | 183         | .404        | 105         | 219         | .479        | .537        | 95          | 102         | .931        | 8          | 69         | 77          | 2.8        | 140         | 23         | 5             | 114        | 51          | 527         | 18.8 |
| 2008          | SAS | 33         | 33         | 1101         | 171         | 438         | .390        | 77         | 220         | .350        | 94          | 218         | .431        | .478        | 163         | 174         | .937        | 13         | 78         | 91          | 2.8        | 161         | 43         | 7             | 104        | 60          | 582         | 17.6 |
| 2009          | SAS | 31         | 31         | 1049         | 200         | 447         | .447        | 76         | 206         | .369        | 124         | 241         | .515        | .532        | 128         | 142         | .901        | 25         | 78         | 103         | 3.3        | 156         | 49         | 12            | 111        | 54          | 604         | 19.5 |
| 2010          | SAS | 32         | 32         | 1075         | 159         | 360         | .442        | 69         | 177         | .390        | 90          | 183         | .492        | .538        | 97          | 101         | .960        | 16         | 77         | 93          | 2.9        | 172         | 36         | 8             | 108        | 61          | 484         | 15.1 |
| 2011          | SAS | 33         | 33         | 1050         | 176         | 400         | .440        | 75         | 193         | .389        | 101         | 207         | .488        | .534        | 99          | 111         | .892        | 5          | 91         | 96          | 2.9        | 192         | 49         | 7             | 119        | 51          | 526         | 15.9 |
| 2012          | SAS | 33         | 33         | 998          | 160         | 363         | .441        | 80         | 184         | .435        | 80          | 179         | .447        | .551        | 85          | 97          | .876        | 9          | 74         | 83          | 2.5        | 176         | 31         | 6             | 106        | 37          | 485         | 14.7 |
| 2013          | SAS | 1          | 1          | 12           | 1           | 3           | .333        | 0          | 1           | .000        | 1           | 2           | .500        | .333        | 0           | 0           | ----        | 0          | 1          | 1           | 1.0        | 1           | 0          | 0             | 3          | 0           | 2           | 2.0  |
| 2014          | SAS | 32         | 32         | 784          | 91          | 218         | .417        | 47         | 118         | .398        | 44          | 100         | .440        | .525        | 35          | 35          | 1.000       | 3          | 42         | 45          | 1.4        | 135         | 13         | 4             | 53         | 37          | 264         | 8.3  |
| <b>Career</b> |     | <b>450</b> | <b>329</b> | <b>12544</b> | <b>1915</b> | <b>4370</b> | <b>.438</b> | <b>829</b> | <b>2191</b> | <b>.378</b> | <b>1086</b> | <b>2179</b> | <b>.498</b> | <b>.533</b> | <b>1182</b> | <b>1318</b> | <b>.897</b> | <b>172</b> | <b>939</b> | <b>1111</b> | <b>2.5</b> | <b>1708</b> | <b>488</b> | <b>591224</b> | <b>737</b> | <b>5841</b> | <b>13.0</b> |      |



# JANIAH BARKER • No. 2

Forward • 6-4 • Tennessee '26 • Rookie

### COLLEGIATE CAREER HIGHLIGHTS

- Wrapped her collegiate career at Tennessee after spending her first two years (2022-24) at Texas A&M and one year (2024-25) at UCLA.
- 2025 Big Ten Sixth Player of the Year.
- As a freshman, started 7 of 19 games and averaged 12.7 ppg, 5.9 rpg and 1.0 bpg, while shooting 45.6% from the field en route to earning 2023 SEC All-Freshman Team honors.
- Averaged 12.2 ppg and 7.6 rpg, while starting 27 of 30 games played as a sophomore.
- At UCLA, started 3 of 36 games and posted 7.4 ppg and 6.0 rpg in helping the Bruins reach the 2025 Final Four
- At Tennessee, averaged 14.3 ppg and 6.6 rpg as a senior.
- In all, Barker started 58 of 112 games played and averaged 11.2 ppg and 6.5 rpg, while shooting 46.8% from the field during her four-year collegiate career.

### USA BASKETBALL

- Won gold medals at the 2019 FIBA U16 AmeriCup and 2021 FIBA 3x3 U18 World Cup, and a silver medal at the 2023 FIBA AmeriCup.

### PERSONAL:

- Hails from Marietta, Georgia.
- Born on Nov. 8, 2023.

### WNBA CAREER HIGHLIGHTS

- Selected at No. 29 in the first round of the 2026 WNBA Draft by Las Vegas.

### 2026 (LAS VEGAS)

- Sideline due to concussion protocol.

### RECORD WITH/OUT

| Year | Games Missed | Record With | Record Without |
|------|--------------|-------------|----------------|
| 2026 | 5            | 0-0         | 4-1            |

### WNBA RANKINGS

|      | PPG | RPG | APG | SPG | BPG | MPG | FG% | 3G% | FT% |
|------|-----|-----|-----|-----|-----|-----|-----|-----|-----|
| 2026 | --- | --- | --- | --- | --- | --- | --- | --- | --- |

### 2026 REGULAR SEASON / CAREER HIGHS

|      | PTS | REBS | ASTS | STLS | BLKS | MIN | FGM | FGA | 3PM | 3PA | FTM | FTA |
|------|-----|------|------|------|------|-----|-----|-----|-----|-----|-----|-----|
| 2026 | -   | -    | -    | -    | -    | -   | -   | -   | -   | -   | -   | -   |

PTS  
REBS  
ASTS  
STLS  
BLKS  
MINS

### MILESTONES REACHED

| Mark        | Opponent | Date | Game # |
|-------------|----------|------|--------|
| 1st Point   |          |      |        |
| 1st Rebound |          |      |        |

### PENDING MILESTONES

| Mark | Category | Current | Needs |
|------|----------|---------|-------|
| n/a  |          |         |       |

### 10+ REBOUNDS & ASSISTS GAMES

|      | REB  | ASTS | DOUBLE-DOUBLES |
|------|------|------|----------------|
| YEAR | 10 + | 10 + | PT/REB         |
| 2026 | 0    | 0    | 0              |

### 10+ POINT GAMES

|      | SCORING |      |
|------|---------|------|
| YEAR | 10 +    | 20 + |
| 2026 | 0       | 0    |

### CAREER REGULAR SEASON STATISTICS

| YEAR | TM  | G | GS | MP  | FGM | FGA | FG% | 3PM | 3PA | 3P% | 2PM | 2PA | 2P% | eFG% | FT | FTA | FT% | OR | DR | REB | RPG | A | S | B | TO | PF | PTS | PPG |
|------|-----|---|----|-----|-----|-----|-----|-----|-----|-----|-----|-----|-----|------|----|-----|-----|----|----|-----|-----|---|---|---|----|----|-----|-----|
| 2026 | LVA |   |    | DNP |     |     |     |     |     |     |     |     |     |      |    |     |     |    |    |     |     |   |   |   |    |    |     |     |



# KIERSTAN BELL • No. 1

Forward • 6-1 • Florida Gulf Coast '22 • 5th Year

### 2024 (LAS VEGAS)

- Was injured early on and played in just 6 games during the regular season and saw action in one game in the postseason.

### 2022 (LAS VEGAS)

- Scored a career playoff-high 11 vs. Phoenix on Aug. 20.

### COLLEGIATE HIGHLIGHTS

- Named ASUN Player of the Year as a sophomore.
- First player in program history to record a 20/20 game (24 points, 20 rebounds) in FGCU debut vs Davidson on Nov. 30, 2020.
- 2021, 2022 All-American honorable mention.
- 2-time Becky Hammon Mid-Major Player of the Year.
- Transferred to Florida Gulf Coast after playing as a freshman for Ohio State, where she listed as an All-Big Ten honorable mention and named to the Big Ten All-Freshmen Team.

### PERSONAL

- Hails from Alliance, Ohio.
- Born on March 16, 2000.

### KIERSTAN BELL'S ONLINE BIO

- [Online bio](#) includes items such as expanded WNBA statistics, more notes, college and international statistics, and more!

### WNBA CAREER HIGHLIGHTS

- 2022, 2023 & 2025 WNBA Champion.

### 2026 (LAS VEGAS)

- 

### 2025 (LAS VEGAS)

- Missed the final two games of the season due to injury (lower right leg).
- Moved into the starting rotation on July 27 at Dallas and scored a career-high 19 points.

### RECORD WITH/OUT

| Year          | Games     | Record       | Record       |
|---------------|-----------|--------------|--------------|
|               | Missed    | With         | Without      |
| 2022          | 15        | 18-3         | 8-7          |
| 2023          | 4         | 31-5         | 3-1          |
| 2024          | 34        | 6-0          | 21-13        |
| 2025          | 9         | 22-13        | 8-1          |
| 2026          | 2         | 2-1          | 2-0          |
| <b>Totals</b> | <b>63</b> | <b>79-22</b> | <b>42-22</b> |

### WNBA RANKINGS

|      | PPG | RPG | APG | SPG | BPG | MPG | FG% | 3G% | FT% | PTS |
|------|-----|-----|-----|-----|-----|-----|-----|-----|-----|-----|
| 2022 | --- | --- | --- | --- | --- | --- | --- | --- | --- | --- |
| 2023 | --- | --- | --- | --- | --- | --- | --- | --- | --- | --- |
| 2024 | --- | --- | --- | --- | --- | --- | --- | --- | --- | --- |
| 2025 | --- | --- | --- | --- | --- | --- | --- | --- | --- | --- |
| 2026 | --- | --- | --- | --- | --- | --- | --- | --- | --- | --- |

### 2026 REGULAR SEASON HIGHS

|      |       |                        |              |
|------|-------|------------------------|--------------|
| REBS | 6     | Phoenix                | May 9, 2026  |
| ASTS | 1     | 2x, Last @ Los Angeles | May 10, 2026 |
| STLS | 1     | Phoenix                | May 9, 2026  |
| BLKS | 1     | @ Los Angeles          | May 10, 2026 |
| MINS | 19:00 | Phoenix                | May 9, 2026  |

### SEASON HIGHS

|      | PTS | REBS | ASTS | STLS | BLKS | MIN   | FGM | FGA | 3PM | 3PA | FTM | FTA |
|------|-----|------|------|------|------|-------|-----|-----|-----|-----|-----|-----|
| 2022 | 12  | 5    | 2    | 1    | 1    | 15:48 | 4   | 6   | 2   | 4   | 2   | 2   |
| 2023 | 15  | 5    | 2    | 2    | 2    | 19:24 | 5   | 9   | 3   | 6   | 2   | 2   |
| 2024 | 12  | 4    | 5    | 0    | 0    | 24:12 | 4   | 11  | 3   | 6   | 1   | 2   |
| 2025 | 19  | 6    | 3    | 2    | 1    | 27:38 | 6   | 11  | 6   | 7   | 4   | 4   |
| 2026 | 0   | 6    | 1    | 1    | 1    | 19:00 | 0   | 4   | 0   | 1   | 0   | 0   |

### CAREER REGULAR SEASON HIGHS

|      |       |                        |                |
|------|-------|------------------------|----------------|
| PTS  | 19    | @ Dallas               | July 27, 2025  |
| REBS | 6     | 2x, last vs Phoenix    | May 9, 2026    |
| ASTS | 5     | Dallas                 | Sept. 19, 2024 |
| STLS | 2     | 3x, last @ Los Angeles | July 29, 2025  |
| BLKS | 2     | Los Angeles            | May 27, 2023   |
| MINS | 27:38 | Dallas                 | Aug. 17, 2025  |

### MILESTONES REACHED

| Mark          | Opponent      | Date      | Game # |
|---------------|---------------|-----------|--------|
| 1st Point     | Phoenix       | 5/21/2022 | 5      |
| 100th Point   | Dallas        | 7/30/2023 | 43     |
| 100th Rebound | @ Connecticut | 7/6/2025  | 76     |

### UPCOMING MILESTONES

| Mark | Category | Current | Needs |
|------|----------|---------|-------|
| 400  | Points   | 322     | 78    |

### 10+ REBOUNDS & ASSISTS GAMES

| YEAR          | REB      |          |          | ASTS     |          |          | DUB-DUBS |          |          |
|---------------|----------|----------|----------|----------|----------|----------|----------|----------|----------|
|               | 10+      | 10+      | PT/REB   | 10+      | 10+      | PT/REB   | 10+      | 10+      | PT/REB   |
| 2022          | 0        | 0        | 0        | 0        | 0        | 0        | 0        | 0        | 0        |
| 2023          | 0        | 0        | 0        | 0        | 0        | 0        | 0        | 0        | 0        |
| 2024          | 0        | 0        | 0        | 0        | 0        | 0        | 0        | 0        | 0        |
| 2025          | 0        | 0        | 0        | 0        | 0        | 0        | 0        | 0        | 0        |
| 2026          | 0        | 0        | 0        | 0        | 0        | 0        | 0        | 0        | 0        |
| <b>Totals</b> | <b>0</b> | <b>0</b> | <b>0</b> | <b>0</b> | <b>0</b> | <b>0</b> | <b>0</b> | <b>0</b> | <b>0</b> |

### 10+ POINT GAMES

| YEAR          | SCORING  |          |
|---------------|----------|----------|
|               | 10+      | 20+      |
| 2022          | 1        | 0        |
| 2023          | 3        | 0        |
| 2024          | 1        | 0        |
| 2025          | 2        | 1        |
| 2026          | 0        | 0        |
| <b>Totals</b> | <b>6</b> | <b>1</b> |

### CAREER REGULAR SEASON STATISTICS

| YEAR          | TM  | G          | GS        | MP          | FGM        | FGA        | FG%         | 3PM       | 3PA        | 3P%         | 2PM       | 2PA        | 2P%         | eFG%        | FT        | FTA       | FT%         | OR        | DR         | REB        | RPG        | A         | S         | B         | TO        | PF        | PTS        | PPG        |
|---------------|-----|------------|-----------|-------------|------------|------------|-------------|-----------|------------|-------------|-----------|------------|-------------|-------------|-----------|-----------|-------------|-----------|------------|------------|------------|-----------|-----------|-----------|-----------|-----------|------------|------------|
| 2022          | LVA | 21         | 1         | 121         | 10         | 33         | .303        | 3         | 22         | .136        | 7         | 11         | .636        | .348        | 4         | 4         | 1.000       | 4         | 15         | 19         | 0.9        | 7         | 2         | 3         | 5         | 10        | 27         | 1.3        |
| 2023          | LVA | 36         | 0         | 424         | 53         | 153        | .346        | 20        | 82         | .244        | 33        | 71         | .465        | .412        | 6         | 10        | .600        | 14        | 42         | 56         | 1.6        | 18        | 15        | 5         | 14        | 47        | 132        | 3.7        |
| 2024          | LVA | 6          | 0         | 43          | 6          | 16         | .375        | 4         | 8          | .500        | 2         | 8          | .250        | .500        | 1         | 2         | .500        | 1         | 5          | 6          | 1.0        | 5         | 0         | 0         | 1         | 5         | 17         | 2.8        |
| 2025          | LVA | 35         | 16        | 427         | 52         | 153        | .340        | 30        | 102        | .294        | 22        | 51         | .431        | .438        | 12        | 15        | .800        | 20        | 42         | 62         | 1.8        | 23        | 14        | 11        | 17        | 30        | 146        | 4.2        |
| 2026          | LVA | 3          | 0         | 36          | 0          | 7          | .000        | 0         | 3          | .000        | 0         | 4          | .000        | .000        | 0         | 0         | ---         | 0         | 7          | 7          | 2.3        | 2         | 1         | 1         | 2         | 1         | 0          | 0.0        |
| <b>Career</b> |     | <b>101</b> | <b>17</b> | <b>1051</b> | <b>121</b> | <b>363</b> | <b>.333</b> | <b>57</b> | <b>218</b> | <b>.261</b> | <b>64</b> | <b>145</b> | <b>.441</b> | <b>.412</b> | <b>23</b> | <b>31</b> | <b>.742</b> | <b>39</b> | <b>111</b> | <b>150</b> | <b>1.5</b> | <b>55</b> | <b>32</b> | <b>20</b> | <b>39</b> | <b>93</b> | <b>322</b> | <b>3.2</b> |



# CHENNEDY CARTER • No. 23

Guard • 5-9 • Texas A&M '20 • 5th Year

### OFFSEASON

- Has competed in China, Israel, Mexico, Poland, and Turkey.
- Posted the first triple-double of the 2024-25 WCBA (China) season with 33 points, 17 rebounds and 10 assists, adding 5 assists and 1 blocked shots on Jan. 20, 2025.

### COLLEGIATE (TEXAS A&M)

- 2020 AP All-America second team
- 2019 and 2020 USBWA All-Ameirca second team
- 2020 WBCA All-American
- 2018 USBWA and WBCA National Freshman of the Year
- Three-time All-SEC first team
- 2018 SEC Freshman of the Year

### USA BASKETBALL

- Earned silver medals at the 2019 Pan American Games and the 2017 FIBA U19 World Cup and a gold at the 2016 FIBA U18 AmeriCup.

### PERSONAL

- Hails from Mansfield, Texas.
- Born on Nov. 14, 1998.

### WNBA CAREER HIGHLIGHTS

- Selected No. 4 overall by Atlanta in the 2020 WNBA Draft.
- 2020 WNBA All-Rookie Team

### 2026 (LAS VEGAS)

- Signed a training camp contract on April 14.

### 2020 (ATLANTA)

- Scored a career-high 35 points against New York on August 6.

### RECORD WITH/OUT

| Year          | Games     |              | Record      |             |
|---------------|-----------|--------------|-------------|-------------|
|               | Missed    | With         | With        | Without     |
| 2020          | 6         | 6-10         | 1-5         | 1-5         |
| 2021          | 6         | 5-6          | 1-5         | 1-5         |
| 2022          | 12        | 8-16         | 5-7         | 5-7         |
| 2024          | 7         | 13-20        | 1-6         | 1-6         |
| 2026          | 0         | 4-1          | 0           | 0           |
| <b>Totals</b> | <b>31</b> | <b>36-53</b> | <b>8-23</b> | <b>8-23</b> |

# CHENNEY CARTER • No. 23

## WNBA RANKINGS

|      | PPG | RPG | APG | SPG | BPG | MPG | FG% | 3G% | FT% |
|------|-----|-----|-----|-----|-----|-----|-----|-----|-----|
| 2020 | --- | --- | --- | --- | --- | --- | 23  | --- | 29  |
| 2021 | --- | --- | --- | --- | --- | --- | --- | --- | --- |
| 2022 | --- | --- | --- | --- | --- | --- | --- | --- | --- |
| 2024 | --- | --- | --- | --- | --- | --- | 18  | --- | --- |
| 2026 | 10  | --- | --- | 8*  | --- | --- | 3   | --- | --- |

## 2026 REGULAR SEASON HIGHS

|      |       |                        |              |
|------|-------|------------------------|--------------|
| PTS  | 27    | @ Connecticut          | May 13, 2026 |
| REBS | 8     | @ Connecticut          | May 13, 2026 |
| ASTS | 4     | @ Connecticut          | May 13, 2026 |
| STLS | 2     | 4x, Last @ Connecticut | May 15, 2026 |
| BLKS | 1     | @ Connecticut          | May 15, 2026 |
| MINS | 25:08 | @ Connecticut          | May 13, 2026 |

## SEASON HIGHS

|      | PTS | REBS | ASTS | STLS | BLKS | MIN   | FGM | FGA | 3PM | 3PA | FTM | FTA |
|------|-----|------|------|------|------|-------|-----|-----|-----|-----|-----|-----|
| 2020 | 35  | 5    | 8    | 2    | 1    | 36:28 | 12  | 22  | 3   | 4   | 10  | 10  |
| 2021 | 24  | 4    | 6    | 2    | 1    | 33:57 | 10  | 19  | 1   | 2   | 11  | 11  |
| 2022 | 23  | 6    | 5    | 2    | 2    | 28:44 | 8   | 15  | 1   | 2   | 8   | 8   |
| 2024 | 34  | 9    | 7    | 3    | 1    | 35:37 | 15  | 24  | 3   | 4   | 15  | 9   |
| 2026 | 27  | 8    | 4    | 2    | 0    | 25:08 | 13  | 16  | 1   | 2   | 5   | 5   |

## CAREER REGULAR SEASON HIGHS

|      |       |                      |               |
|------|-------|----------------------|---------------|
| PTS  | 35    | vs Seattle           | Aug. 6, 2020  |
| REBS | 9     | vs Los Angeles       | Aug. 6, 2024  |
| ASTS | 8     | vs Dallas            | July 26, 2020 |
| STLS | 3     | 6x Last vs Las Vegas | July 16, 2024 |
| BLKS | 2     | 2x Last vs Las Vegas | June 11, 2022 |
| MINS | 36:28 | vs Seattle           | Aug. 6, 2020  |

## MILESTONES REACHED

| Mark          | Opponent | Date      | Game # |
|---------------|----------|-----------|--------|
| 1st Point     |          | 7/26/2020 | 1      |
| 100th Point   |          | 8/6/2020  | 6      |
| 500th Point   |          | 5/25/2022 | 35     |
| 1,000th Point |          | 7/11/2024 | 73     |
| 100th Assist  |          | 5/14/2022 | 31     |
| 100th Rebound |          | 5/15/2024 | 52     |

## UPCOMING MILESTONES

| Mark  | Category | Current | Needs |
|-------|----------|---------|-------|
| 1,500 | Points   | 1,322   | 178   |
| 250   | Assists  | 249     | 1     |

## 10+ REBOUNDS & ASSISTS GAMES

| YEAR          | REB      |          |          | ASTS     |          |          | DUB-DUBS |          |          |
|---------------|----------|----------|----------|----------|----------|----------|----------|----------|----------|
|               | 10+      | 10+      | PT/REB   | 10+      | 10+      | PT/REB   | 10+      | 10+      | PT/REB   |
| 2020          | 0        | 0        | 0        | 0        | 0        | 0        | 0        | 0        | 0        |
| 2021          | 0        | 0        | 0        | 0        | 0        | 0        | 0        | 0        | 0        |
| 2022          | 0        | 0        | 0        | 0        | 0        | 0        | 0        | 0        | 0        |
| 2024          | 0        | 0        | 0        | 0        | 0        | 0        | 0        | 0        | 0        |
| 2026          | 0        | 0        | 0        | 0        | 0        | 0        | 0        | 0        | 0        |
| <b>Totals</b> | <b>0</b> | <b>0</b> | <b>0</b> | <b>0</b> | <b>0</b> | <b>0</b> | <b>0</b> | <b>0</b> | <b>0</b> |

## 10+ POINT GAMES

| YEAR          | SCORING   |           |          |
|---------------|-----------|-----------|----------|
|               | 10+       | 20+       | 30+      |
| 2020          | 13        | 6         | 1        |
| 2021          | 8         | 4         | 0        |
| 2022          | 10        | 2         | 0        |
| 2024          | 29        | 11        | 2        |
| 2026          | 5         | 3         | 0        |
| <b>Totals</b> | <b>65</b> | <b>26</b> | <b>3</b> |

## CAREER REGULAR SEASON STATISTICS

| YEAR          | TM  | G         | GS        | MP          | FGM        | FGA         | FG%         | 3PM       | 3PA       | 3P%         | 2PM        | 2PA         | 2P%         | eFG%        | FT         | FTA        | FT%         | OR        | DR         | REB        | RPG        | A          | S         | B         | TO         | PF         | PTS         | PPG         |
|---------------|-----|-----------|-----------|-------------|------------|-------------|-------------|-----------|-----------|-------------|------------|-------------|-------------|-------------|------------|------------|-------------|-----------|------------|------------|------------|------------|-----------|-----------|------------|------------|-------------|-------------|
| 2020          | ATL | 16        | 16        | 406         | 106        | 224         | .473        | 12        | 32        | .375        | 94         | 192         | .490        | .500        | 55         | 67         | .821        | 8         | 28         | 36         | 2.3        | 55         | 14        | 5         | 43         | 57         | 279         | 17.4        |
| 2021          | ATL | 11        | 11        | 280         | 60         | 132         | .455        | 1         | 9         | .111        | 59         | 123         | .480        | .458        | 35         | 40         | .875        | 5         | 9          | 14         | 1.3        | 36         | 8         | 4         | 23         | 33         | 156         | 14.2        |
| 2022          | LAS | 24        | 2         | 393         | 85         | 189         | .450        | 2         | 10        | .200        | 83         | 179         | .464        | .455        | 41         | 55         | .745        | 9         | 36         | 45         | 1.9        | 46         | 15        | 9         | 43         | 52         | 213         | 8.9         |
| 2024          | CHI | 33        | 20        | 858         | 238        | 489         | .487        | 9         | 31        | .290        | 229        | 458         | .500        | .496        | 92         | 126        | .730        | 22        | 95         | 117        | 3.5        | 102        | 36        | 6         | 55         | 105        | 577         | 17.5        |
| 2026          | LVA | 5         | 0         | 107         | 39         | 58          | .672        | 3         | 8         | .375        | 36         | 50          | .720        | .698        | 16         | 22         | .727        | 4         | 10         | 14         | 2.8        | 10         | 8         | 1         | 12         | 15         | 97          | 19.4        |
| <b>Career</b> |     | <b>89</b> | <b>49</b> | <b>2044</b> | <b>528</b> | <b>1092</b> | <b>.484</b> | <b>27</b> | <b>90</b> | <b>.300</b> | <b>501</b> | <b>1002</b> | <b>.500</b> | <b>.496</b> | <b>239</b> | <b>310</b> | <b>.771</b> | <b>48</b> | <b>178</b> | <b>226</b> | <b>2.5</b> | <b>249</b> | <b>81</b> | <b>25</b> | <b>176</b> | <b>262</b> | <b>1322</b> | <b>14.9</b> |

2026 Las Vegas Aces | 30th Season | 3x WNBA Champions | May 23 vs Los Angeles 17



# DANA EVANS • No. 11

Guard • 5-6 • Louisville 2021 • 6th Year

### 2023 (CHICAGO)

- Checked in for 38 of 39 games played and contributed 9.0 ppg and 3.0 apg en route to finishing third in the 2023 WNBA Sixth Player of the Year voting.

### 2022 (CHICAGO)

- Scored her career-high 24 points in her first career start to open the 2022 campaign.

### 2021 (DALLAS & CHICAGO)

- Traded to Chicago on 6/2/21, after averaging 4 minutes a game, more than doubled her playing time after the move to Chicago to 8.6 minutes and went from 0.8 ppg to 3.9 ppg and 0.5 apg to 1.2 apg.
- Saw action in 6 games for Dallas, 22 for Chicago.

### OFFSEASON

- Spent her first WNBA offseason playing in Hungary and since then has competed for Besiktas in the Turkish Super League, as well as the EuroCup (2022-23 through 2023-24).
- Signed with Unrivaled for 2026 but played just one game due to injury.

### COLLEGIATE HIGHLIGHTS (LOUISVILLE)

- A two-time All-American
- 2020 and 2021 ACC Player of the Year
- 2019 ACC Sixth Player of the Year
- 2018 ACC All-Freshman Team
- Averaged 12.7 ppg, 2.4 rpg and 3.9 apg over 135 games.

### PERSONAL

- Hails from Gary, Indiana.
- Born on Aug. 1, 1998.

### WNBA CAREER HIGHLIGHTS

- 2021 & 2025 WNBA Champion
- 2021 WNBA All-Rookie Team.
- Selected No. 13 overall (first in the second round) by Dallas in the 2021 WNBA Draft.

### 2026 (LAS VEGAS)

- Sidelined with a left leg injury.

### 2025 (LAS VEGAS)

- Got one starting nod, against New York Aug. 13.

### RECORD WITH/OUT

| Year          | Games     |              | Record      |         |
|---------------|-----------|--------------|-------------|---------|
|               | Missed    | With         | With        | Without |
| 2021          | 2         | 14-15        | 2-0         |         |
| 2022          | 3         | 24-9         | 2-1         |         |
| 2023          | 1         | 17-22        | 1-0         |         |
| 2024          | 1         | 12-27        | 1-0         |         |
| 2025          | 0         | 30-14        | 0-0         |         |
| 2026          | 5         | 0-0          | 4-1         |         |
| <b>Totals</b> | <b>12</b> | <b>97-87</b> | <b>10-2</b> |         |

# DANA EVANS • No. 11

## WNBA RANKINGS

|      | PPG | RPG | APG       | SPG | BPG | MPG | FG% | 3G%       | FT%       |
|------|-----|-----|-----------|-----|-----|-----|-----|-----------|-----------|
| 2021 | --- | --- | ---       | --- | --- | --- | --- | 30        | ---       |
| 2022 | --- | --- | ---       | --- | --- | --- | --- | ---       | ---       |
| 2023 | --- | --- | <b>25</b> | --- | --- | --- | --- | ---       | <b>19</b> |
| 2024 | --- | --- | 33        | --- | --- | --- | --- | <b>19</b> | ---       |
| 2025 | --- | --- | ---       | --- | --- | --- | --- | 23        | ---       |
| 2026 | --- | --- | ---       | --- | --- | --- | --- | ---       | ---       |

## 2026 REGULAR SEASON HIGHS

PTS  
REBS  
ASTS  
STLS  
BLKS  
MINS

## CAREER REGULAR SEASON HIGHS

PTS 24 Los Angeles May 6, 2022  
 REBS 4 8x, last @ Minnesota July 25, 2025  
 ASTS 8 2x, last vs Seattle Aug. 22, 2023  
 STLS 5 Los Angeles May 30, 2024  
 BLKS 2 Indiana June 15, 2023  
 MINS 35:15 Los Angeles May 6, 2022

## SEASON HIGHS

|      | PTS       | REBS     | ASTS     | STLS     | BLKS     | MIN          | FGM      | FGA       | 3PM      | 3PA      | FTM       | FTA       |
|------|-----------|----------|----------|----------|----------|--------------|----------|-----------|----------|----------|-----------|-----------|
| 2021 | 14        | 3        | 4        | 2        | 1        | 18:43        | 4        | 7         | 2        | 3        | 4         | 4         |
| 2022 | <b>24</b> | <b>4</b> | 5        | 4        | 1        | <b>35:15</b> | <b>9</b> | <b>17</b> | 3        | <b>7</b> | 4         | 5         |
| 2023 | 23        | <b>4</b> | <b>8</b> | 3        | <b>2</b> | 33:47        | 8        | 16        | 4        | 6        | 9         | 9         |
| 2024 | 15        | <b>4</b> | 6        | <b>5</b> | 1        | 34:44        | 7        | 16        | 4        | 6        | <b>10</b> | <b>10</b> |
| 2025 | 21        | <b>4</b> | 6        | 2        | 1        | 24:36        | 8        | 11        | <b>5</b> | 6        | 4         | 5         |
| 2026 | -         | -        | -        | -        | -        | -            | -        | -         | -        | -        | -         | -         |

## MILESTONES REACHED

| Mark          | Opponent      | Date      | Game # |
|---------------|---------------|-----------|--------|
| 1st Point     | Seattle       | 5/22/2021 | 2      |
| 100th Point   | Los Angeles   | 5/6/2022  | 30     |
| 500th Point   | Seattle       | 8/22/2023 | 94     |
| 1,000th Point | Golden State  | 7/12/2025 | 161    |
| 100th Assist  | @ Los Angeles | 6/9/2023  | 70     |
| 100th Rebound | New York      | 6/4/2024  | 109    |

## UPCOMING MILESTONES

| Mark | Category | Current | Needs |
|------|----------|---------|-------|
| 400  | Assists  | 379     | 21    |

## 10+ REBOUNDS & ASSISTS GAMES


| YEAR          | REB      |          |          | ASTS     |          |          | DUB-DUBS |          |          |
|---------------|----------|----------|----------|----------|----------|----------|----------|----------|----------|
|               | 10+      | 10+      | PT/REB   | 10+      | 10+      | PT/REB   | 10+      | 10+      | PT/REB   |
| 2021          | 0        | 0        | 0        | 0        | 0        | 0        | 0        | 0        | 0        |
| 2022          | 0        | 0        | 0        | 0        | 0        | 0        | 0        | 0        | 0        |
| 2023          | 0        | 0        | 0        | 0        | 0        | 0        | 0        | 0        | 0        |
| 2024          | 0        | 0        | 0        | 0        | 0        | 0        | 0        | 0        | 0        |
| 2025          | 0        | 0        | 0        | 0        | 0        | 0        | 0        | 0        | 0        |
| 2026          | 0        | 0        | 0        | 0        | 0        | 0        | 0        | 0        | 0        |
| <b>Totals</b> | <b>0</b> | <b>0</b> | <b>0</b> | <b>0</b> | <b>0</b> | <b>0</b> | <b>0</b> | <b>0</b> | <b>0</b> |

## 10+ POINT GAMES

| YEAR          | SCORING   |          |
|---------------|-----------|----------|
|               | 10+       | 20+      |
| 2021          | 1         | 0        |
| 2022          | 4         | 1        |
| 2023          | 14        | 3        |
| 2024          | 17        | 0        |
| 2025          | 11        | 1        |
| 2026          | 0         | 0        |
| <b>Totals</b> | <b>47</b> | <b>5</b> |

## CAREER REGULAR SEASON STATISTICS

| YEAR          | TM  | G              | GS        | MP          | FGM        | FGA         | FG%         | 3PM        | 3PA        | 3P%         | 2PM        | 2PA        | 2P%         | eFG%        | FT         | FTA        | FT%         | OR        | DR         | REB        | RPG        | A          | S         | B         | TO         | PF         | PTS         | PPG        |  |
|---------------|-----|----------------|-----------|-------------|------------|-------------|-------------|------------|------------|-------------|------------|------------|-------------|-------------|------------|------------|-------------|-----------|------------|------------|------------|------------|-----------|-----------|------------|------------|-------------|------------|--|
| 2021          | TOT | 29             | 0         | 221         | 27         | 79          | .342        | 18         | 45         | <b>.400</b> | 9          | 34         | .265        | .456        | 23         | 26         | .885        | 1         | 10         | 11         | 0.4        | 30         | 5         | 1         | 17         | 21         | 95          | 3.3        |  |
| 2021          | DAL | 6              | 0         | 24          | 1          | 6           | .167        | 1          | 3          | .333        | 0          | 3          | .000        | .250        | 2          | 2          | 1.00        | 0         | 0          | 0          | 0.0        | 3          | 0         | 0         | 4          | 3          | 5           | 0.8        |  |
| 2021          | CHI | 23             | 0         | 197         | 26         | 73          | .356        | 17         | 42         | .405        | 9          | 31         | .290        | <b>.473</b> | 21         | 24         | .875        | 1         | 10         | 11         | 0.5        | 27         | 5         | 1         | 13         | 18         | 90          | 3.9        |  |
| 2022          | CHI | 33             | 1         | 378         | 49         | 130         | .377        | 22         | 67         | .328        | 27         | 63         | .429        | .462        | 22         | 25         | .880        | 5         | 22         | 27         | 0.8        | 41         | 10        | 3         | 27         | 29         | 142         | 4.3        |  |
| 2023          | CHI | 39             | 1         | <b>837</b>  | <b>116</b> | <b>322</b>  | .360        | <b>42</b>  | <b>143</b> | .294        | <b>74</b>  | <b>179</b> | <b>.413</b> | .425        | <b>76</b>  | <b>89</b>  | .854        | 7         | <b>40</b>  | <b>47</b>  | <b>1.2</b> | <b>118</b> | <b>27</b> | 4         | <b>61</b>  | 45         | <b>350</b>  | <b>9.0</b> |  |
| 2024          | CHI | 39             | <b>12</b> | 743         | 95         | 252         | .377        | 41         | 109        | .376        | 54         | 143        | .378        | .458        | 48         | 50         | <b>.960</b> | 5         | 38         | 43         | 1.1        | 94         | 26        | <b>5</b>  | 53         | 48         | 279         | 7.2        |  |
| 2025          | LVA | <b>44</b>      | 1         | 777         | 107        | 274         | <b>.391</b> | 37         | 101        | .366        | 70         | 173        | .405        | .458        | 40         | 53         | .755        | <b>8</b>  | 39         | <b>47</b>  | 1.1        | 96         | 17        | <b>5</b>  | 37         | <b>57</b>  | 291         | 6.6        |  |
| 2026          | LVA | DNP -- Injured |           |             |            |             |             |            |            |             |            |            |             |             |            |            |             |           |            |            |            |            |           |           |            |            |             |            |  |
| <b>Career</b> |     | <b>184</b>     | <b>15</b> | <b>2956</b> | <b>394</b> | <b>1057</b> | <b>.373</b> | <b>160</b> | <b>465</b> | <b>.344</b> | <b>234</b> | <b>592</b> | <b>.395</b> | <b>.448</b> | <b>209</b> | <b>243</b> | <b>.860</b> | <b>26</b> | <b>149</b> | <b>175</b> | <b>1.0</b> | <b>379</b> | <b>85</b> | <b>18</b> | <b>195</b> | <b>200</b> | <b>1157</b> | <b>6.3</b> |  |



# CHELSEA GRAY • No. 12

Point Guard • 5-11 • Duke '13 • 12th Year

## WNBA CAREER HIGHLIGHTS

- 2016, 2022, 2023 & 2025 WNBA Champion
- 2022 WNBA Finals MVP
- Six-time WNBA All-Star (2017-19, 2021, 2023-24)
- 2019 All-WNBA first team
- 2023 and 2017 All-WNBA second team
- 2022 WNBA Commissioner's Cup MVP
- 2023 Associated Press All-WNBA first team.
- Two-time WNBA Western Conference Player of the Week (Aug. 1, 2023; May 27, 2018)
- 2023 All-Star Skills Contest winner with Kelsey Plum.

## 2026 (LAS VEGAS)

- Enters 2026 listing **6th on the all-time W career list for assists** with 1,870 and tied with Tanisha Wright for **12th on the W's all-time wins list with 255**.

## 2025 (LAS VEGAS)

- On Aug. 25 against Chicago, became the **15th player in W history to win 250 games**.
- On July 12 against Golden State, became the **5th player in WNBA history with at least 4,000 points, 1,000 rebounds, 1,500 assists, 400 steals and 100 blocked shots**. She hit the mark in 346 games, the youngest (32 years, 377 days) and second-fastest to the mark (Alyssa Thomas, 327 games on June 18, 2025).
- On June 7 Gray became the **8th player in WNBA history** to tally at least 4,000 points, 1,000 rebounds and 1,500 assists. At the time, was the

second-fastest (332 games) and second-youngest (32 years, 242 days) to ever reach the milestone.

## 2024 (LAS VEGAS)

- Missed the first 12 games of the season while recovering from the foot injury sustained in Game 3 of the 2023 WNBA Finals.

## 2023 (LAS VEGAS)

- Finished 3rd among league leaders for assists (7.3 apg).
- Named an All-Star starter.
- Had 20 points and 7 assists to open the playoffs against Chicago on Sept. 13.
- Injured (left foot) and was sidelined for Game 4 of the Finals.
- Recorded the franchise's 2nd triple-double, the 1st for points-rebounds-assists, with 22 points, 11 rebounds and 11 assists against New York on Aug. 17.
- Notched a franchise-record 10 points-assists double-doubles on the year.

## 2023 (LAS VEGAS)

- Named WNBA Finals MVP (18.3 ppg, 3.0 rpg, 6.0 apg, 58.5% FG, 45% 3PT)
- Named WNBA Commissioner's Cup MVP (19 points, 4 rebounds, 5 assists)

## 2021 (LAS VEGAS)

- Set or tied 3 franchise assist records—14 in a game vs. Lynx, Sept. 8; 10 in a half and 7 in a quarter vs. Fever, May 28

## 2019 (LOS ANGELES)

- Recorded the 8th triple-double in WNBA regular season history, July 7 (13-pt, 10-reb, 13-asst vs. Washington).
- Set franchise mark with 20 points in a quarter, August 29 vs. Indiana—2nd most points scored in a quarter in W history

## 2017 (LOS ANGELES)

- 3-point field goal percentage (.482) was highest in team history and 7th highest in WNBA history for players with 50+ attempts

## 2014 (CONNECTICUT)

- Sat out season rehabbing right knee injury suffered senior year at Duke.

## INTERNATIONAL HIGHLIGHTS

- 2024 Olympic gold medalist; led the USA and **ranked 8th among the 12-team field for assists (5.2 apg)**.
- 2020 Olympic gold medalist
- 2022 World Cup gold medalist

## COLLEGIATE HIGHLIGHTS

- 2-time All-American
- 2013 ACC Co-Player of the Year
- Set program record for assists in a season (201) as a sophomore

## PERSONAL

- Married wife Tipesa in November 2019; the two welcomed their son in February 2024.
- Hails from Manteca, California.
- Born on Oct. 8, 1992.

## CHELSEA GRAY'S ONLINE BIO

- Online bio includes items such as expanded WNBA statistics, more notes, college, international and USA Basketball statistics, and more!

## REGULAR SEASON HIGHS

|      | PTS | REBS | ASTS | STLS | BLKS | MIN   | FGM | FGA | 3PM | 3PA | FTM | FTA |
|------|-----|------|------|------|------|-------|-----|-----|-----|-----|-----|-----|
| 2015 | 16  | 9    | 7    | 3    | 2    | 25:48 | 6   | 11  | 4   | 5   | 5   | 6   |
| 2016 | 23  | 6    | 8    | 3    | 1    | 36:30 | 8   | 10  | 2   | 3   | 6   | 7   |
| 2017 | 25  | 8    | 10   | 4    | 1    | 47:51 | 9   | 18  | 5   | 8   | 8   | 10  |
| 2018 | 26  | 7    | 11   | 6    | 3    | 38:36 | 11  | 20  | 4   | 7   | 8   | 11  |
| 2019 | 30  | 10   | 13   | 5    | 2    | 41:03 | 11  | 21  | 7   | 9   | 7   | 7   |
| 2020 | 27  | 8    | 11   | 3    | 1    | 39:06 | 10  | 19  | 4   | 7   | 5   | 5   |
| 2021 | 21  | 6    | 14   | 5    | 2    | 37:14 | 8   | 19  | 3   | 6   | 5   | 5   |
| 2022 | 33  | 7    | 12   | 5    | 2    | 39:56 | 11  | 17  | 5   | 8   | 11  | 11  |
| 2023 | 27  | 11   | 12   | 4    | 3    | 37:23 | 10  | 22  | 4   | 7   | 10  | 12  |
| 2024 | 22  | 8    | 10   | 3    | 2    | 33:53 | 8   | 14  | 3   | 8   | 4   | 5   |
| 2025 | 28  | 10   | 14   | 7    | 3    | 39:00 | 8   | 17  | 6   | 11  | 8   | 9   |
| 2026 | 21  | 7    | 10   | 1    | 2    | 32:40 | 8   | 13  | 5   | 8   | 1   | 1   |

## RECORD WITH/OUT

| Year          | Games Missed | Record With    | Record Without |
|---------------|--------------|----------------|----------------|
| 2014          | 34           | 0-0            | 13-21          |
| 2015          | 0            | 15-19          | 0-0            |
| 2016          | 1            | 25-8           | 1-0            |
| 2017          | 0            | 26-8           | 0-0            |
| 2018          | 0            | 19-15          | 0-0            |
| 2019          | 0            | 22-12          | 0-0            |
| 2020          | 0            | 15-7           | 0-0            |
| 2021          | 0            | 24-8           | 0-0            |
| 2022          | 1            | 25-10          | 1-0            |
| 2023          | 0            | 34-6           | 0-0            |
| 2024          | 13           | 20-7           | 7-6            |
| 2025          | 0            | 30-14          | 0-0            |
| 2026          | 0            | 4-1            | 0-0            |
| <b>Totals</b> | <b>48</b>    | <b>259-115</b> | <b>22-27</b>   |

# CHELSEA GRAY • No. 12

## WNBA RANKINGS

|      | PPG | RPG | APG | SPG | BPG | MPG | FG% | 3G% | FT% |
|------|-----|-----|-----|-----|-----|-----|-----|-----|-----|
| 2015 | --- | --- | 18  | --- | --- | --- | --- | --- | --- |
| 2016 | --- | --- | --- | --- | --- | --- | --- | --- | --- |
| 2017 | 19  | --- | 6   | --- | --- | 3   | 10  | 1   | 22  |
| 2018 | 19  | --- | 6   | 6   | --- | 5   | 16  | 14  | 18  |
| 2019 | 13  | --- | 2   | --- | --- | 4   | --- | 13  | 5   |
| 2020 | 21  | --- | 5   | 11  | --- | 14  | --- | --- | 2   |
| 2021 | --- | --- | 4   | 20  | --- | --- | 16  | 16  | --- |
| 2022 | 21  | --- | 4   | 4   | --- | 22  | 17  | --- | 4   |
| 2023 | 21  | --- | 3   | 9   | 24  | 15  | 14  | 7   | 5   |
| 2024 | --- | --- | --- | --- | --- | --- | --- | 33  | --- |
| 2025 | --- | --- | 9   | 15  | 23  | 18  | --- | 29  | 8   |
| 2026 | --- | --- | 5   | --- | 28* | --- | 21  | 5   | --- |

## 2026 REGULAR SEASON HIGHS

|      |       |     |                |              |
|------|-------|-----|----------------|--------------|
| PTS  | 21    | @   | Atlanta        | May 17, 2026 |
| REBS | 7     | @   | Connecticut    | May 15, 2026 |
| ASTS | 10    | @   | Connecticut    | May 15, 2026 |
| STLS | 1     | 3x, | Last @ Atlanta | May 17, 2026 |
| BLKS | 2     |     | Phoenix        | May 9, 2026  |
| MINS | 32:40 | @   | Atlanta        | May 17, 2026 |

## CAREER REGULAR SEASON HIGHS

|      |    |     |                   |                |
|------|----|-----|-------------------|----------------|
| PTS  | 33 |     | Seattle           | Aug. 14, 2022  |
| REBS | 11 |     | New York          | Aug. 17, 2023  |
| ASTS | 14 | 2x, | last vs Dallas    | Aug. 17, 2024  |
| STLS | 7  | @   | Los Angeles       | Sept. 11, 2025 |
| BLKS | 3  | 4x, | last @ Washington | July 10, 2025  |
| MINS | 48 | @   | Chicago           | Aug. 18, 2017  |

## MILESTONES REACHED

| Mark            | Opponent       | Date          | Game # |
|-----------------|----------------|---------------|--------|
| 250th Victory   | @ Chicago      | Aug. 25, 2025 | 364    |
| 1st Point       | Washington     | June 5, 2015  | 1      |
| 1,000th Point   | Phoenix        | May 27, 2018  | 105    |
| 2,000th Point   | Las Vegas      | Aug. 7, 2020  | 175    |
| 3,000th Point   | @ Seattle      | Aug. 7, 2022  | 255    |
| 4,000th Point   | @ Golden State | June 7, 2025  | 332    |
| 1,000th Assist  | @ Phoenix      | May 6, 2022   | 234    |
| 1,500th Assist  | Seattle        | June 19, 2024 | 299    |
| 1,000th Rebound | @ Connecticut  | Sept. 6, 2024 | 320    |
| 100th Block     | @ New York     | July 8, 2025  | 344    |

## UPCOMING MILESTONES

| Mark  | Category | Current | Needs |
|-------|----------|---------|-------|
| 4,500 | Points   | 4,469   | 31    |

## 10+ REBOUNDS & ASSISTS GAMES


| YEAR          | REB      |           | ASTS      |          | DOUBLE-DOUBLES |  |
|---------------|----------|-----------|-----------|----------|----------------|--|
|               | 10+      | 10+       | PT/AST    | PT/REB   |                |  |
| 2015          | 0        | 0         | 0         | 0        |                |  |
| 2016          | 0        | 0         | 0         | 0        |                |  |
| 2017          | 0        | 1         | 1         | 0        |                |  |
| 2018          | 0        | 1         | 1         | 0        |                |  |
| 2019          | 1        | 2         | 1         | 1        |                |  |
| 2020          | 0        | 1         | 0         | 0        |                |  |
| 2021          | 0        | 3         | 1         | 0        |                |  |
| 2022          | 0        | 1         | 1         | 0        |                |  |
| 2023          | 1        | 10        | 10        | 1        |                |  |
| 2024          | 0        | 1         | 1         | 0        |                |  |
| 2025          | 1        | 2         | 2         | 1        |                |  |
| 2026          | 0        | 1         | 1         | 0        |                |  |
| <b>Totals</b> | <b>3</b> | <b>23</b> | <b>19</b> | <b>4</b> |                |  |

## 10+ POINT GAMES

| YEAR          | SCORING    |           |          |
|---------------|------------|-----------|----------|
|               | 10+        | 20+       | 30+      |
| 2015          | 9          | 0         | 0        |
| 2016          | 7          | 2         | 0        |
| 2017          | 28         | 6         | 0        |
| 2018          | 28         | 9         | 0        |
| 2019          | 28         | 7         | 1        |
| 2020          | 18         | 4         | 0        |
| 2021          | 19         | 1         | 0        |
| 2022          | 25         | 5         | 0        |
| 2023          | 35         | 8         | 0        |
| 2024          | 11         | 1         | 0        |
| 2025          | 27         | 2         | 0        |
| 2026          | 3          | 1         | 0        |
| <b>Totals</b> | <b>239</b> | <b>46</b> | <b>1</b> |

## CAREER REGULAR SEASON STATISTICS

| YEAR          | TM  | G          | GS         | MP           | FGM         | FGA         | FG%         | 3PM        | 3PA         | 3P%         | 2PM         | 2PA         | 2P%         | eFG%        | FT         | FTA        | FT%         | OR         | DR          | REB         | RPG        | A           | S          | B          | TO         | PF         | PTS         | PPG         |
|---------------|-----|------------|------------|--------------|-------------|-------------|-------------|------------|-------------|-------------|-------------|-------------|-------------|-------------|------------|------------|-------------|------------|-------------|-------------|------------|-------------|------------|------------|------------|------------|-------------|-------------|
| 2015          | CON | 34         | 0          | 543          | 86          | 203         | .424        | 23         | 66          | .348        | 63          | 137         | .460        | .480        | 40         | 49         | .816        | 18         | 60          | 78          | 2.3        | 92          | 22         | 5          | 59         | 43         | 235         | 6.9         |
| 2016          | LAS | 33         | 1          | 540          | 71          | 157         | .452        | 14         | 46          | .304        | 57          | 111         | .514        | .497        | 39         | 50         | .780        | 8          | 50          | 58          | 1.8        | 71          | 16         | 4          | 40         | 38         | 195         | 5.9         |
| 2017          | LAS | 34         | 34         | 1125         | 184         | 363         | .507        | 53         | 110         | .482        | 131         | 253         | .518        | .580        | 81         | 98         | .827        | 21         | 92          | 113         | 3.3        | 151         | 36         | 8          | 65         | 74         | 502         | 14.8        |
| 2018*         | LAS | 34         | 34         | 1111         | 193         | 399         | .484        | 38         | 97          | .392        | 155         | 302         | .513        | .531        | 81         | 97         | .835        | 17         | 99          | 116         | 3.4        | 175         | 48         | 6          | 79         | 65         | 505         | 14.9        |
| 2019*         | LAS | 34         | 34         | 1108         | 188         | 452         | .416        | 50         | 131         | .382        | 138         | 321         | .430        | .471        | 66         | 72         | .917        | 14         | 114         | 128         | 3.8        | 202         | 33         | 3          | 108        | 49         | 492         | 14.5        |
| 2020          | LAS | 22         | 22         | 679          | 122         | 276         | .442        | 18         | 59          | .305        | 104         | 217         | .479        | .475        | 46         | 49         | .939        | 15         | 66          | 81          | 3.7        | 116         | 34         | 2          | 60         | 38         | 308         | 14.0        |
| 2021*         | LVA | 32         | 32         | 926          | 148         | 326         | .454        | 27         | 71          | .380        | 121         | 255         | .475        | .495        | 32         | 36         | .889        | 15         | 77          | 92          | 2.9        | 189         | 37         | 9          | 88         | 43         | 355         | 11.1        |
| 2022          | LVA | 35         | 35         | 1039         | 183         | 373         | .491        | 34         | 100         | .340        | 149         | 273         | .546        | .536        | 81         | 89         | .910        | 10         | 102         | 112         | 3.2        | 212         | 57         | 10         | 80         | 54         | 481         | 13.7        |
| 2023          | LVA | 40         | 40         | 1288         | 225         | 459         | .490        | 64         | 152         | .421        | 161         | 307         | .524        | .560        | 96         | 107        | .897        | 12         | 146         | 158         | 4.0        | 291         | 57         | 25         | 101        | 73         | 610         | 15.3        |
| 2024          | LVA | 27         | 25         | 702          | 84          | 206         | .408        | 26         | 77          | .338        | 58          | 129         | .450        | .471        | 39         | 48         | .813        | 5          | 74          | 79          | 2.9        | 132         | 34         | 19         | 64         | 37         | 233         | 8.6         |
| 2025          | LVA | 44         | 44         | 1368         | 169         | 386         | .438        | 63         | 171         | .368        | 106         | 215         | .493        | .519        | 92         | 104        | .885        | 25         | 148         | 173         | 3.9        | 239         | 62         | 28         | 125        | 89         | 493         | 11.2        |
| 2026          |     | 5          | 5          | 144          | 23          | 43          | .535        | 13         | 23          | .565        | 10          | 20          | .500        | .686        | 1          | 1          | 1.000       | 1          | 21          | 22          | 4.4        | 33          | 3          | 4          | 19         | 6          | 60          | 12.0        |
| <b>Career</b> |     | <b>374</b> | <b>306</b> | <b>10573</b> | <b>1676</b> | <b>3642</b> | <b>.460</b> | <b>423</b> | <b>1103</b> | <b>.383</b> | <b>1253</b> | <b>2539</b> | <b>.494</b> | <b>.518</b> | <b>694</b> | <b>800</b> | <b>.868</b> | <b>161</b> | <b>1049</b> | <b>1210</b> | <b>3.2</b> | <b>1903</b> | <b>439</b> | <b>123</b> | <b>889</b> | <b>609</b> | <b>4469</b> | <b>11.9</b> |



# JEWELL LOYD • NO. 24

Guard • 5-11 • 12th Year

## WNBA CAREER HIGHLIGHTS

- 2018, 2020 & 2025 WNBA champion
- 2021 Commissioner's Cup champion
- No. 1 pick by Seattle in the 2015 WNBA Draft
- Three-time All-WNBA (2016, 2021, 2023)
- Six-time WNBA All-Star (2018-19, 2021-23)
- 2015 WNBA Rookie of the Year.
- 2023 All-Star Game MVP
- Two-time Western Conference Player of the Week (June 7, 2021 and June 20, 2023)
- July 2015 Rookie of the Month
- 2023 WNBA scoring leader (24.7 ppg)

## 2026 (LAS VEGAS)

- Enters the 2026 season ranked **No. 14 on the league's all-time career scoring chart** with 6,027 points

## 2025 (LAS VEGAS)

- Against Chicago on Aug. 25, earned the 200th victory of her career, tying Maya Moore for **No. 48 in all-time wins.**
- Heading into the 2026 season, Loyd's 6,027 career point total ranks No. 14 on the league's all-time scoring chart.
- Scored her 6,000th point on Sept. 9, becoming the 16th player in WNBA history to reach the milestone **and the third-youngest** (31 years, 339 days) behind No. 1 Diana Taurasi (31 years, 61 days) and No. 2 Lauren Jackson (31 years, 133 days).

## 2024 (SEATTLE)

- Tallied 5,000th career point on June 7, becoming 25th player and fifth-youngest in WNBA history to reach the milestone.
- Recorded 1,000th career assist on July 10 vs Las Vegas, becoming third WNBA player, and third youngest, with 5,000 points and 1,000 assists.'

## 2023 (SEATTLE)

- Scored 31 points in the All-Star Game en route to MVP honors.
- Set then-WNBA single-season scoring record with 939 points
- Made franchise-record 115 3-pointers.

## 2022 (SEATTLE)

- Reached the 3,500-point plateau on June 10 at Dallas, becoming the 10th youngest WNBA player to reach that mark
- Set career-high with eight 3-pointers made, connecting on 13-of-23 from the field, on Aug. 14 at Las Vegas.

## 2021 (SEATTLE)

- Averaged 17.9 points, 3.8 assists and 1.5 steals per game—all career-highs en route to earning 2021 All-WNBA first team honors.
- Scored season-high 37 points on Sept. 17 vs PHX—the most by a WNBA player in the 2021 season.

## 2020 (SEATTLE)

- Scored 2,000th career point on Aug. 12 vs Atlanta, becoming the fifth-youngest player to reach the milestone (24 years, 305 days).

## 2019 (SEATTLE)

- Missed seven games after suffering ankle injury on June 23 at Las Vegas.

## 2017 (SEATTLE)

- Ranked ninth in scoring, 11th in minutes played (31.1 mpg), 13th in steals, and 17th in assists.

## 2015 (SEATTLE)

- Led all WNBA rookies in scoring and minutes, fourth in rebounds and fifth in assists.

## INTERNATIONAL

- 2020 and 2024 Olympic gold medalist
- 2018 and 2022 FIBA World Cup gold medalist.
- First person in history to claim golds at both the 3x3 and 5x5 FIBA World Cups.
- 2014 FIBA 3x3 World Cup gold medalist, was the second-leading scorer among all players in the 24-team tournament (7.3 ppg), and added a bronze in the individual skills competition at the event

## OFFSEASON

- Played at least a portion of five seasons (2025-19 and 2025-26) overseas in China, South Korea, Spain and Turkey.
- Competed for Mist BC in the 2025 Unrivaled

## COLLEGIATE HIGHLIGHTS

- A three-year collegiate standout, led her teams to three-straight Final Fours, while also claiming three conference regular season and three tournament titles.
- 2014 and 2015 All-American
- 2015 espnW National and ACC Player of the Year
- 2014 ACC Tournament MVP.
- 2013 USBWA National and Big East Freshman of the Year

## PERSONAL

- Hails from Lincolnwood, Illinois.
- Daughter of Gwendolyn Davis-Loyd and Calvin Loyd.
- Had her number retired by Niles West High School, the first number retired in school history.
- Older brother, Jarryd, played pro basketball overseas.
- Enjoys playing tennis, piano, cooking and watching soccer.

## RECORD WITH/OUT

| Year          | Games     | Record         | Record     |
|---------------|-----------|----------------|------------|
|               | Missed    | With           | Without    |
| 2015          | 0         | 10-24          | 0-0        |
| 2016          | 0         | 16-18          | 0-0        |
| 2017          | 0         | 15-19          | 0-0        |
| 2018          | 0         | 26-8           | 0-0        |
| 2019          | 7         | 14-13          | 4-3        |
| 2020          | 0         | 18-4           | 0-0        |
| 2021          | 1         | 20-11          | 1-0        |
| 2022          | 0         | 22-14          | 0-0        |
| 2023          | 2         | 11-27          | 0-2        |
| 2024          | 3         | 23-14          | 2-1        |
| 2025          | 0         | 30-14          | 0-0        |
| 2026          | 0         | 4-1            | 0-0        |
| <b>Totals</b> | <b>13</b> | <b>209-167</b> | <b>7-6</b> |

# JEWELL LOYD • NO. 24

## WNBA RANKINGS

|      | PPG      | RPG       | APG       | SPG       | BPG       | MPG      | FG% | 3G%       | FT%      |
|------|----------|-----------|-----------|-----------|-----------|----------|-----|-----------|----------|
| 2015 | 28       | ---       | ---       | ---       | ---       | 31       | 29  | ---       | <b>4</b> |
| 2016 | 8        | ---       | 19        | 16        | ---       | 8        | 33  | 31        | 9        |
| 2017 | 9        | ---       | 17        | 13        | ---       | 11       | 30  | <b>12</b> | 17       |
| 2018 | 16       | <b>30</b> | 14        | 15        | ---       | 19       | --- | 20        | 13       |
| 2019 | 23       | ---       | ---       | 14        | ---       | ---      | --- | 34        | <b>4</b> |
| 2020 | 14       | ---       | 21        | 16        | ---       | 27       | 33  | 20        | 13       |
| 2021 | 7        | ---       | <b>12</b> | 7         | ---       | 17       | 34  | 19        | 6        |
| 2022 | 10       | ---       | 22        | 28        | ---       | 16       | --- | <b>12</b> | 8        |
| 2023 | <b>1</b> | 32        | 20        | <b>30</b> | <b>34</b> | <b>3</b> | --- | 26        | 7        |
| 2024 | 6        | 31        | 14        | 13        | ---       | 7        | --- | ---       | 7        |
| 2025 | ---      | ---       | ---       | 26        | ---       | 32       | --- | 19        | 23       |
| 2026 | ---      | ---       | ---       | ---       | ---       | ---      | --- | ---       | ---      |

## 2026 REGULAR SEASON HIGHS

|             |       |                        |              |
|-------------|-------|------------------------|--------------|
| <b>PTS</b>  | 11    | @ Connecticut          | May 13, 2026 |
| <b>REBS</b> | 5     | @ Atlanta              | May 17, 2026 |
| <b>ASTS</b> | 3     | @ Los Angeles          | May 10, 2026 |
| <b>STLS</b> | 1     | 4x, Last @ Atlanta     | May 17, 2026 |
| <b>BLKS</b> | 1     | 2x, Last @ Los Angeles | May 20, 2026 |
| <b>MINS</b> | 29:29 | @ Atlanta              | May 17, 2026 |

## CAREER REGULAR SEASON HIGHS

|             |       |                    |               |
|-------------|-------|--------------------|---------------|
| <b>PTS</b>  | 41    | Minnesota          | June 29, 2023 |
| <b>REBS</b> | 11    | Indiana            | May 22, 2024  |
| <b>ASTS</b> | 10    | Chicago            | July 17, 2016 |
| <b>STLS</b> | 5     | 2x, last @ Chicago | Aug. 15, 2021 |
| <b>BLKS</b> | 3     | Dallas             | May 26, 2023  |
| <b>MINS</b> | 42:33 | New York           | May 27, 2022  |

## REGULAR SEASON HIGHS

|      | PTS       | REBS      | ASTS      | STLS     | BLKS     | MIN          | FGM       | FGA       | 3PM      | 3PA       | FTM       | FTA       |
|------|-----------|-----------|-----------|----------|----------|--------------|-----------|-----------|----------|-----------|-----------|-----------|
| 2015 | 21        | 7         | 6         | 2        | 1        | 34:35        | 7         | 16        | 2        | 4         | 14        | 14        |
| 2016 | 32        | 10        | <b>10</b> | <b>5</b> | 2        | 37:38        | 12        | 20        | 4        | 7         | 9         | 10        |
| 2017 | 33        | 7         | 7         | 4        | 2        | 38:15        | 12        | 22        | 4        | 8         | 14        | 16        |
| 2018 | 31        | 10        | 9         | 4        | 2        | 38:32        | 11        | 21        | 5        | 9         | 10        | 10        |
| 2019 | 23        | 7         | 5         | 4        | 1        | 36:23        | 8         | 21        | 5        | 10        | 7         | 7         |
| 2020 | 35        | 7         | 7         | 4        | 1        | 34:56        | 12        | 21        | 5        | 9         | 10        | 12        |
| 2021 | 37        | 8         | 9         | <b>5</b> | 1        | 41:32        | 13        | 30        | 7        | 12        | 10        | 11        |
| 2022 | 38        | 5         | 7         | 4        | 2        | <b>42:33</b> | 13        | 23        | 8        | 14        | 8         | 9         |
| 2023 | <b>41</b> | 10        | 8         | 4        | <b>3</b> | 40:26        | <b>15</b> | <b>35</b> | <b>9</b> | <b>16</b> | 13        | 14        |
| 2024 | 34        | <b>11</b> | 7         | 4        | 2        | 38:29        | 12        | 27        | 6        | 10        | <b>16</b> | <b>17</b> |
| 2025 | 27        | 8         | 5         | 4        | 2        | 34:14        | 8         | 17        | 7        | <b>16</b> | 6         | 6         |
| 2026 | 11        | 5         | 3         | 1        | 1        | 29:29        | 4         | 11        | 3        | 8         | 1         | 2         |

## 10+ REBOUNDS & ASSISTS GAMES

| YEAR          | REB      | ASTS     | DUB-DUBS |          |
|---------------|----------|----------|----------|----------|
|               | 10+      | 10+      | PT/REB   | PT/AST   |
| 2015          | 0        | 0        | 0        | 0        |
| 2016          | 1        | 1        | 1        | 1        |
| 2017          | 0        | 0        | 0        | 0        |
| 2018          | 1        | 0        | 1        | 0        |
| 2019          | 0        | 0        | 0        | 0        |
| 2020          | 0        | 0        | 0        | 0        |
| 2021          | 0        | 0        | 0        | 0        |
| 2022          | 0        | 0        | 0        | 0        |
| 2023          | 1        | 0        | 1        | 0        |
| 2024          | 2        | 0        | 2        | 0        |
| 2025          | 0        | 0        | 0        | 0        |
| 2026          | 0        | 0        | 0        | 0        |
| <b>Totals</b> | <b>5</b> | <b>1</b> | <b>5</b> | <b>1</b> |

## 10+ POINT GAMES

| YEAR          | SCORING    |            |           |          |
|---------------|------------|------------|-----------|----------|
|               | 10+        | 20+        | 30+       | 40+      |
| 2015          | 18         | 2          | 0         | 0        |
| 2016          | 29         | 13         | 2         | 0        |
| 2017          | 30         | 13         | 1         | 0        |
| 2018          | 28         | 10         | 1         | 0        |
| 2019          | 19         | 3          | 0         | 0        |
| 2020          | 18         | 7          | 2         | 0        |
| 2021          | 26         | 12         | 2         | 0        |
| 2022          | 28         | 11         | 1         | 0        |
| 2023          | 38         | 25         | 12        | 1        |
| 2024          | 35         | 19         | 4         | 0        |
| 2025          | 26         | 7          | 0         | 0        |
| 2026          | 1          | 0          | 0         | 0        |
| <b>Totals</b> | <b>296</b> | <b>122</b> | <b>25</b> | <b>1</b> |

CONTINUED ON NEXT PAGE ...

**MILESTONES REACHED**

| Mark            | Opponent      | Date          | Game # |
|-----------------|---------------|---------------|--------|
| 200th Victory   | @ Chicago     | Aug. 25, 2025 | 366    |
| 1st Point       | Los Angeles   | June 6, 2015  | 1      |
| 100th Point     | @ Atlanta     | July 5, 2015  | 12     |
| 1,000th Point   | Washington    | May 21, 2017  | 71     |
| 5,000th Point   | @ Las Vegas   | June 7, 2024  | 300    |
| 6,000th Point   | Chicago       | Sept. 9, 2025 | 370    |
| 100th Rebound   | San Antonio   | Aug. 28, 2015 | 28     |
| 1,000th Rebound | @ Los Angeles | Aug. 31, 2023 | 286    |
| 100th Assist    | Minnesota     | June 19, 2016 | 47     |
| 500th Assist    | Chicago       | Aug. 10, 2020 | 171    |
| 1,000th Assist  | Las Vegas     | July 10, 2024 | 312    |

**UPCOMING MILESTONES**

| Mark | Category      | Current | Needs |
|------|---------------|---------|-------|
| 100  | Blocked Shots | 93      | 7     |

**CAREER REGULAR SEASON STATISTICS**

| YEAR   | TM  | G   | GS  | MP    | FGM  | FGA  | FG%  | 3PM | 3PA  | 3P%  | 2PM  | 2PA  | 2P%  | eFG% | FT   | FTA  | FT%  | OR  | DR   | REB  | RPG | A    | S   | B  | TO  | PF  | PTS  | PPG  |
|--------|-----|-----|-----|-------|------|------|------|-----|------|------|------|------|------|------|------|------|------|-----|------|------|-----|------|-----|----|-----|-----|------|------|
| 2015   | SEA | 34  | 23  | 882   | 125  | 304  | .411 | 10  | 48   | .208 | 115  | 256  | .449 | .428 | 104  | 115  | .904 | 33  | 86   | 119  | 3.5 | 66   | 19  | 8  | 68  | 53  | 364  | 10.7 |
| 2016   | SEA | 34  | 34  | 1075  | 195  | 452  | .431 | 40  | 132  | .303 | 155  | 320  | .484 | .476 | 131  | 147  | .891 | 33  | 84   | 117  | 3.4 | 115  | 42  | 10 | 76  | 58  | 561  | 16.5 |
| 2017   | SEA | 34  | 34  | 1059  | 208  | 483  | .431 | 54  | 140  | .386 | 154  | 343  | .449 | .487 | 132  | 153  | .863 | 32  | 76   | 108  | 3.2 | 117  | 43  | 12 | 85  | 62  | 602  | 17.7 |
| 2018   | SEA | 34  | 34  | 1010  | 182  | 430  | .423 | 67  | 181  | .370 | 115  | 249  | .462 | .501 | 97   | 114  | .851 | 42  | 113  | 155  | 4.6 | 126  | 43  | 5  | 65  | 61  | 528  | 15.5 |
| 2019   | SEA | 27  | 21  | 686   | 117  | 299  | .391 | 34  | 101  | .337 | 83   | 198  | .419 | .448 | 64   | 69   | .928 | 11  | 63   | 74   | 2.7 | 54   | 35  | 3  | 52  | 33  | 332  | 12.3 |
| 2020   | SEA | 22  | 22  | 613   | 112  | 253  | .443 | 39  | 100  | .390 | 73   | 153  | .477 | .520 | 77   | 88   | .875 | 14  | 38   | 52   | 2.4 | 70   | 32  | 6  | 41  | 34  | 340  | 15.5 |
| 2021   | SEA | 31  | 31  | 962   | 193  | 459  | .420 | 65  | 173  | .376 | 128  | 286  | .448 | .491 | 104  | 117  | .889 | 24  | 101  | 125  | 4.0 | 117  | 46  | 5  | 71  | 64  | 555  | 17.9 |
| 2022   | SEA | 36  | 36  | 1090  | 201  | 508  | .396 | 84  | 218  | .385 | 117  | 290  | .403 | .478 | 100  | 112  | .893 | 20  | 75   | 95   | 2.6 | 121  | 39  | 7  | 78  | 64  | 586  | 16.3 |
| 2023   | SEA | 38  | 38  | 1344  | 285  | 770  | .370 | 115 | 323  | .356 | 170  | 447  | .380 | .445 | 254  | 286  | .888 | 41  | 137  | 178  | 4.7 | 131  | 38  | 16 | 105 | 63  | 939  | 24.7 |
| 2024   | SEA | 37  | 37  | 1246  | 224  | 622  | .360 | 59  | 215  | .274 | 165  | 407  | .405 | .408 | 222  | 252  | .881 | 26  | 140  | 166  | 4.5 | 135  | 52  | 8  | 85  | 67  | 729  | 19.7 |
| 2025   | LVA | 44  | 25  | 1245  | 166  | 427  | .389 | 100 | 262  | .382 | 66   | 165  | .400 | .506 | 59   | 71   | .831 | 49  | 93   | 142  | 3.2 | 81   | 52  | 11 | 53  | 85  | 491  | 11.2 |
| 2026   | LVA | 5   | 0   | 134   | 12   | 37   | .324 | 6   | 24   | .250 | 6    | 13   | .462 | .405 | 2    | 4    | .500 | 0   | 16   | 16   | 3.2 | 8    | 4   | 2  | 5   | 13  | 32   | 6.4  |
| Career |     | 376 | 335 | 11346 | 2020 | 5044 | .400 | 673 | 1917 | .351 | 1347 | 3127 | .431 | .467 | 1346 | 1528 | .881 | 325 | 1022 | 1347 | 3.6 | 1141 | 445 | 93 | 784 | 657 | 6059 | 16.1 |

Name: \_\_\_\_\_ Date: \_\_\_\_\_

**DIRECTIONS:**  
Find and circle the vocabulary words in the grid. Look for them in all directions including backwards and diagonally.

# MERRY MONTH OF MAY

## Word Search



- BASEBALL
- BLOSSOM
- BUMBLEBEE
- BUTTERFLY
- CINCO DE MAYO
- FLOWERS



- |              |              |
|--------------|--------------|
| GARDEN       | MOTHER'S DAY |
| GEMINI       | PIÑATA       |
| GREEN        | PLANT        |
| LADYBUG      | SEEDS        |
| LAWNMOWER    | SPRING       |
| MAYPOLE      | SUNSHINE     |
| MEMORIAL DAY | TAURUS       |
| MOM          | TEACHER      |



# CHEYENNE PARKER-TYUS • No. 32

Forward • 6-4 • Middle Tennessee '15 • 12th Year

## WNBA CAREER HIGHLIGHTS

- 2025 WNBA champion
- Selected No. 5 by Chicago in the 2015 WNBA Draft
- 2023 WNBA All-Star

## 2025 (LAS VEGAS)

- Returned to the court Sept. 9 against Chicago after giving birth to her second child in July; played in the final two games of the season.

## 2024 (ATLANTA)

- Started 11 of 25 games while posting 9.2 ppg and 4.8 rpg prior to suffering a left ankle injury against Connecticut on Aug. 18, and was sidelined the remainder of the season.

## 2023 (ATLANTA)

- Competed in her first All-Star Game.
- Scored a career-high 29 points against Seattle on Aug. 18.

## 2021 (ATLANTA)

- Missed the first six games of the season after testing positive for COVID-19 and was out the final 13 games after announcing her pregnancy on July 14 [in The Players' Tribune](#).

## 2020 (CHICAGO)

- Grabbed a career-best 15 rebounds against Minnesota on Sept. 2.

## 2017 (CHICAGO)

- Missed the final 11 games of the season due to a right ankle injury.

## OFFSEASON

- Competed professionally overseas in China, France, Italy, Poland and South Korea.

## COLLEGIATE HIGHLIGHTS

- Played her first three years at High Point University before transferring to Middle Tennessee State University

- Averaged 18.6 ppg, 11.0 rpg and 4.0 bpg as a senior in 2014-15.
- 2012 and 2013 Big South Player of the Year
- 2013 All-Big South first team
- 2011 Big South All-Freshman Team.

## PERSONAL

- Married to Keevin Tyus, the couple have one daughter, Naomi, born in December 2021, and one son, Yoshua, born in July 2025.
- Originally from New York, moved to High Point, North Carolina, in elementary school.

## RECORD WITH/OUT

| Year          | Games     | Record         | Record       |
|---------------|-----------|----------------|--------------|
|               | Missed    | With           | Without      |
| 2015          | 4         | 17-13          | 4-0          |
| 2016          | 9         | 14-11          | 4-5          |
| 2017          | 11        | 8-15           | 4-7          |
| 2018          | 0         | 13-21          | 0-0          |
| 2019          | 0         | 20-14          | 0-0          |
| 2020          | 2         | 10-10          | 2-0          |
| 2021          | 19        | 2-11           | 6-13         |
| 2022          | 0         | 14-22          | 0-0          |
| 2023          | 0         | 19-21          | 0-0          |
| 2024          | 15        | 9-16           | 6-9          |
| 2025          | 0         | 2-0            | 0-0          |
| 2026          | 0         | 4-1            | 0-0          |
| <b>Totals</b> | <b>60</b> | <b>132-155</b> | <b>26-34</b> |

## SEASON HIGHS

|      | PTS | REBS | ASTS | STLS | BLKS | MIN   | FGM | FGA | 3PM | 3PA | FTM | FTA |
|------|-----|------|------|------|------|-------|-----|-----|-----|-----|-----|-----|
| 2015 | 8   | 7    | 2    | 1    | 4    | 22:31 | 4   | 6   | 0   | 0   | 2   | 3   |
| 2016 | 15  | 10   | 2    | 2    | 2    | 30:44 | 6   | 10  | 0   | 1   | 3   | 6   |
| 2017 | 11  | 7    | 3    | 2    | 3    | 22:30 | 4   | 7   | 0   | 2   | 5   | 6   |
| 2018 | 20  | 13   | 3    | 3    | 4    | 30:03 | 9   | 15  | 2   | 3   | 10  | 12  |
| 2019 | 22  | 12   | 3    | 3    | 6    | 29:41 | 9   | 16  | 2   | 2   | 8   | 9   |
| 2020 | 24  | 15   | 3    | 4    | 4    | 31:21 | 10  | 17  | 3   | 4   | 12  | 12  |
| 2021 | 18  | 7    | 5    | 5    | 2    | 28:12 | 7   | 14  | 3   | 4   | 6   | 6   |
| 2022 | 21  | 13   | 5    | 4    | 4    | 34:38 | 10  | 17  | 2   | 5   | 8   | 9   |
| 2023 | 29  | 14   | 4    | 4    | 4    | 37:58 | 10  | 20  | 3   | 4   | 11  | 12  |
| 2024 | 18  | 9    | 5    | 3    | 2    | 29:21 | 7   | 13  | 1   | 4   | 7   | 8   |
| 2025 | 8   | 0    | 0    | 0    | 0    | 7:54  | 3   | 5   | 0   | 1   | 2   | 2   |
| 2026 | 10  | 5    | 1    | 1    | 2    | 17:39 | 3   | 5   | 0   | 1   | 4   | 5   |

# CHEYENNE PARKER-TYUS • No. 32

## WNBA RANKINGS

|      | PPG | RPG | APG | SPG | BPG | MPG | FG% | 3G% | FT% |
|------|-----|-----|-----|-----|-----|-----|-----|-----|-----|
| 2015 | --- | --- | --- | --- | 22  | --- | --- | --- | --- |
| 2016 | --- | --- | --- | --- | --- | --- | --- | --- | --- |
| 2017 | --- | --- | --- | --- | --- | --- | --- | --- | --- |
| 2018 | --- | 22  | --- | --- | 14  | --- | 9   | --- | --- |
| 2019 | --- | 21  | --- | --- | 12  | --- | 21  | --- | 15  |
| 2020 | 24  | 17  | --- | 22  | 11  | --- | 5   | --- | 19  |
| 2021 | --- | --- | --- | --- | --- | --- | --- | --- | --- |
| 2022 | 33  | 18  | --- | --- | 14  | --- | 13  | --- | 32  |
| 2023 | 22  | 13  | --- | 25  | 6   | --- | 17  | --- | 26  |
| 2024 | --- | --- | --- | --- | --- | --- | --- | --- | 6   |
| 2025 | --- | --- | --- | --- | --- | --- | --- | --- | --- |
| 2026 | --- | --- | --- | --- | 17* | --- | --- | --- | --- |

## 2026 REGULAR SEASON HIGHS

|      |       |                        |              |
|------|-------|------------------------|--------------|
| PTS  | 11    | @ Connecticut          | May 13, 2026 |
| REBS | 5     | @ Connecticut          | May 13, 2026 |
| ASTS | 1     | 3x, Last @ Connecticut | May 15, 2026 |
| STLS | 1     | 2x, Last @ Connecticut | May 13, 2026 |
| BLKS | 2     | 2x, Last @ Connecticut | May 15, 2026 |
| MINS | 17:39 | @ Connecticut          | May 13, 2026 |

## CAREER REGULAR SEASON HIGHS

|      |       |                   |               |
|------|-------|-------------------|---------------|
| PTS  | 29    | Chicago           | Aug. 18, 2023 |
| REBS | 15    | Minnesota         | Sept. 2, 2020 |
| ASTS | 5     | 7x, last @ Dallas | July 5, 2024  |
| STLS | 5     | Minnesota         | June 23, 2021 |
| BLKS | 6     | @ Minnesota       | Aug. 27, 2019 |
| MINS | 37:58 | @ Los Angeles     | Aug. 12, 2023 |

## MILESTONES REACHED

| Mark            | Opponent      | Date      | Game # |
|-----------------|---------------|-----------|--------|
| 1st Point       | Indiana       | 6/5/2015  | 1      |
| 1,000th Point   | Seattle       | 8/10/2020 | 154    |
| 2,000th Point   | Seattle       | 7/12/2023 | 234    |
| 100th Assist    | Seattle       | 8/29/2020 | 160    |
| 500th Rebound   | @ Los Angeles | 6/30/2019 | 124    |
| 1,000th Rebound | Dallas        | 7/30/2022 | 209    |

## UPCOMING MILESTONES

| Mark  | Category | Current | Needs |
|-------|----------|---------|-------|
| 1,500 | Rebounds | 1,436   | 64    |

## 10+ REBOUNDS & ASSISTS GAMES

| YEAR          | REB      | ASTS     | DUB-DUBS |
|---------------|----------|----------|----------|
|               | 10+      | 10+      | PT/REB   |
| 2015          | 0        | 0        | 0        |
| 2016          | 1        | 0        | 1        |
| 2017          | 0        | 0        | 0        |
| 2018          | 4        | 0        | 3        |
| 2019          | 6        | 0        | 3        |
| 2020          | 3        | 0        | 3        |
| 2021          | 0        | 0        | 0        |
| 2022          | 5        | 0        | 5        |
| 2023          | 8        | 0        | 7        |
| 2024          | 0        | 0        | 0        |
| 2025          | 0        | 0        | 0        |
| 2026          | 0        | 0        | 0        |
| <b>Totals</b> | <b>0</b> | <b>0</b> | <b>0</b> |

## 10+ POINT GAMES

| YEAR          | SCORING    |           |
|---------------|------------|-----------|
|               | 10+        | 20+       |
| 2015          | 0          | 0         |
| 2016          | 3          | 0         |
| 2017          | 2          | 0         |
| 2018          | 18         | 3         |
| 2019          | 12         | 2         |
| 2020          | 12         | 4         |
| 2021          | 8          | 0         |
| 2022          | 25         | 3         |
| 2023          | 32         | 10        |
| 2024          | 11         | 0         |
| 2025          | 0          | 0         |
| 2026          | 1          | 0         |
| <b>Totals</b> | <b>124</b> | <b>22</b> |

## CAREER REGULAR SEASON STATISTICS

| YEAR          | TM  | G          | GS         | MP          | FGM        | FGA         | FG%         | 3PM       | 3PA        | 3P%         | 2PM        | 2PA         | 2P%         | eFG%        | FT         | FTA        | FT%         | OR         | DR         | REB         | RPG        | A          | S          | B          | TO         | PF         | PTS         | PPG        |
|---------------|-----|------------|------------|-------------|------------|-------------|-------------|-----------|------------|-------------|------------|-------------|-------------|-------------|------------|------------|-------------|------------|------------|-------------|------------|------------|------------|------------|------------|------------|-------------|------------|
| 2015          | CHI | 30         | 0          | 279         | 28         | 70          | .400        | 0         | 0          | ---         | 28         | 70          | .400        | .400        | 10         | 26         | .385        | 30         | 44         | 74          | 2.5        | 6          | 7          | 21         | 16         | 40         | 66          | 2.2        |
| 2016          | CHI | 25         | 7          | 315         | 42         | 83          | .506        | 0         | 1          | .000        | 42         | 82          | .512        | .506        | 17         | 32         | .531        | 35         | 46         | 81          | 3.2        | 6          | 12         | 5          | 19         | 42         | 101         | 4.0        |
| 2017          | CHI | 23         | 0          | 286         | 32         | 69          | .464        | 0         | 3          | .000        | 32         | 66          | .485        | .464        | 23         | 36         | .639        | 31         | 47         | 78          | 3.4        | 13         | 8          | 15         | 21         | 38         | 87          | 3.8        |
| 2018          | CHI | 34         | 5          | 670         | 128        | 241         | .531        | 6         | 19         | .316        | 122        | 222         | .550        | .544        | 77         | 108        | .713        | 60         | 136        | 196         | 5.8        | 23         | 19         | 36         | 48         | 94         | 339         | 10.0       |
| 2019          | CHI | 34         | 0          | 670         | 107        | 233         | .459        | 5         | 18         | .278        | 102        | 215         | .474        | .470        | 80         | 95         | .842        | 62         | 135        | 197         | 5.8        | 30         | 25         | 42         | 45         | 81         | 299         | 8.8        |
| 2020          | CHI | 20         | 13         | 497         | 97         | 175         | .554        | 15        | 32         | .469        | 82         | 143         | .573        | .597        | 58         | 68         | .853        | 47         | 81         | 128         | 6.4        | 30         | 26         | 18         | 55         | 63         | 267         | 13.4       |
| 2021          | ATL | 13         | 11         | 270         | 50         | 110         | .455        | 10        | 30         | .333        | 40         | 80          | .500        | .500        | 22         | 28         | .786        | 13         | 45         | 58          | 4.5        | 16         | 15         | 12         | 17         | 28         | 132         | 10.2       |
| 2022          | ATL | 36         | 35         | 942         | 176        | 352         | .500        | 12        | 55         | .218        | 164        | 297         | .552        | .517        | 62         | 78         | .795        | 59         | 163        | 222         | 6.2        | 71         | 37         | 32         | 72         | 98         | 426         | 11.8       |
| 2023          | ATL | 40         | 38         | 1066        | 232        | 481         | .482        | 15        | 54         | .278        | 217        | 427         | .508        | .498        | 121        | 146        | .829        | 87         | 180        | 267         | 6.7        | 71         | 43         | 59         | 90         | 114        | 600         | 15.0       |
| 2024          | ATL | 25         | 11         | 492         | 83         | 187         | .444        | 3         | 14         | .214        | 80         | 173         | .462        | .452        | 62         | 70         | .886        | 31         | 90         | 121         | 4.8        | 37         | 21         | 9          | 52         | 60         | 231         | 9.2        |
| 2025          | LVA | 2          | 0          | 14          | 5          | 8           | .625        | 1         | 2          | .500        | 4          | 6           | .667        | .688        | 5          | 6          | .833        | 0          | 2          | 2           | 1.0        | 0          | 0          | 0          | 1          | 2          | 16          | 8.0        |
| 2026          | LVA | 5          | 0          | 56          | 8          | 15          | .533        | 0         | 2          | .000        | 8          | 13          | .615        | .533        | 4          | 5          | .800        | 4          | 8          | 12          | 2.4        | 3          | 2          | 6          | 4          | 6          | 20          | 4.0        |
| <b>Career</b> |     | <b>287</b> | <b>120</b> | <b>5557</b> | <b>988</b> | <b>2024</b> | <b>.488</b> | <b>67</b> | <b>230</b> | <b>.291</b> | <b>921</b> | <b>1794</b> | <b>.513</b> | <b>.505</b> | <b>541</b> | <b>698</b> | <b>.775</b> | <b>459</b> | <b>977</b> | <b>1436</b> | <b>5.0</b> | <b>306</b> | <b>215</b> | <b>255</b> | <b>440</b> | <b>666</b> | <b>2584</b> | <b>9.0</b> |



# NALYSSA SMITH • No. 3

Forward • 6-4 • Baylor '22 • 5th Year

## WNBA CAREER HIGHLIGHTS

- 2025 WNBA Champion
- 2022 WNBA All-Rookie Team.
- Selected No. 2 in the 2022 WNBA Draft by the Indiana Fever.
- Signed with the Dallas Wings on Feb. 2, 2025, before being traded to the Aces on June 30.

## 2026 (LAS VEGAS)

- 

## 2025 (LAS VEGAS/DALLAS)

- Played in 45 games, the most ever of any WNBA player in a single season.
- Missed the Sept. 7 game against Chicago due to concussion protocols.
- Put up 4 points and 7 rebounds in her first game with the Aces on July 3 at Indiana.

## 2023 (INDIANA)

- Scored a career-high 30 points at Dallas on Sept. 3.

## 2022 (INDIANA)

- Grabbed a career-high 17 rebounds at New York on May 13.
- Was an All-Rookie selection after averaging 13.5 points and 7.9 rebounds per game in 32 games as a starter.

## USA BASKETBALL

- A gold medalist on the 2018 USA U18 National Team and bronze medalist on the 2022 USA 3x3 AmeriCup squad.

## OFFSEASON

- Played overseas for Turkish giant Galatasaray in 2023-24.
- Played for Zhejiang in China in 2024-25, prior to joining Unrivaled, under a relief player contract.
- At Unrivaled, Smith played for the Mist BC alongside Jewell Loyd.
- Won Athletes Unlimited in 2023 and returned to play AU in 2026.

## COLLEGIATE HIGHLIGHTS

- Aided Baylor to the 2019 NCAA Championship.
- Was a two-time Associated Press All-American, a Wade Trophy recipient, a two-time John R. Wooden All-American and a two-time WBCA All-American.

## PERSONAL

- Born in San Antonio, Texas, to Rodney and Nikki Smith.
- Graduated from Baylor with a degree in health and kinesiology on May 15, 2026.

## RECORD WITH/OUT

| Year          | Games     |              | Record     |         |
|---------------|-----------|--------------|------------|---------|
|               | Missed    | With         | With       | Without |
| 2022          | 4         | 5-27         | 3-1        |         |
| 2023          | 9         | 11-20        | 4-5        |         |
| 2024          | 0         | 20-20        | 0-0        |         |
| 2025-DAL      | 0         | 5-13         | 0-0        |         |
| 2025-LVA      | 2         | 21-6         | 2-0        |         |
| 2026          | 0         | 4-1          | 0-0        |         |
| <b>Totals</b> | <b>15</b> | <b>66-87</b> | <b>9-6</b> |         |

# NALYSSA SMITH • No. 3

## WNBA RANKINGS

|      | PPG | RPG | APG | SPG | BPG | MPG | FG% | 3G% | FT% |
|------|-----|-----|-----|-----|-----|-----|-----|-----|-----|
| 2022 | 23  | 6   | --- | --- | --- | 15  | --- | 14  | --- |
| 2023 | 20  | 4   | --- | --- | --- | 31  | 18  | --- | --- |
| 2024 | --- | 14  | --- | --- | 12  | --- | 20  | --- | --- |
| 2025 | --- | 24  | --- | --- | 22  | --  | 15  | --- | --- |
| 2026 | --- | 23* | --- | --- | 20* | --- | 1   | --- | --- |

## 2026 REGULAR SEASON HIGHS

|      |       |                        |              |
|------|-------|------------------------|--------------|
| PTS  | 13    | @ Atlanta              | May 17, 2026 |
| REBS | 6     | 3x, Last @ Atlanta     | May 17, 2026 |
| ASTS | 2     | 2x, Last @ Connecticut | May 13, 2026 |
| STLS | 2     | @ Connecticut          | May 13, 2026 |
| BLKS | 2     | 2x, Last @ Los Angeles | May 10, 2026 |
| MINS | 21:03 | Phoenix                | May 9, 2026  |

## SEASON HIGHS

|      | PTS | REBS | ASTS | STLS | BLKS | MIN   | FGM | FGA | 3PM | 3PA | FTM | FTA |
|------|-----|------|------|------|------|-------|-----|-----|-----|-----|-----|-----|
| 2022 | 26  | 17   | 4    | 2    | 2    | 38:24 | 11  | 19  | 5   | 7   | 9   | 11  |
| 2023 | 30  | 15   | 4    | 2    | 2    | 36:37 | 12  | 19  | 3   | 6   | 7   | 11  |
| 2024 | 23  | 15   | 3    | 2    | 3    | 34:48 | 10  | 17  | 2   | 4   | 6   | 7   |
| 2025 | 20  | 12   | 4    | 2    | 4    | 32:15 | 6   | 12  | 2   | 2   | 7   | 10  |
| 2026 | 13  | 6    | 2    | 2    | 2    | 21:03 | 6   | 7   | 0   | 1   | 3   | 6   |

## CAREER HIGHS

|      |       |                         |               |
|------|-------|-------------------------|---------------|
| PTS  | 30    | @ Dallas                | Sept. 3, 2023 |
| REBS | 17    | @ New York              | May 13, 2022  |
| ASTS | 4     | 6x, last @ Connecticut  | May 27, 2025  |
| STLS | 2     | 14x, last @ Connecticut | May 13, 2026  |
| BLKS | 4     | @ Washington            | June 22, 2025 |
| MINS | 38:24 | Chicago                 | July 7, 2022  |

## MILESTONES REACHED

| Mark            | Opponent     | Date      | Game # |
|-----------------|--------------|-----------|--------|
| 1st Point       | @ Washington | 5/6/2022  | 1      |
| 100th Point     | @ Atlanta    | 6/5/2022  | 9      |
| 1,000th Point   | Seattle      | 5/30/2024 | 72     |
| 1,500th Point   | Atlanta      | 7/22/2025 | 128    |
| 1,000th Rebound | Seattle      | 8/8/2025  | 136    |

## UPCOMING MILESTONES

| Mark | Category | Current | Needs |
|------|----------|---------|-------|
| n/a  |          |         |       |

## 10+ REBOUNDS & ASSISTS GAMES

|               | REB       | ASTS     | DOUBLE-DOUBLES |
|---------------|-----------|----------|----------------|
| YEAR          | 10 +      | 10 +     | PT/REB         |
| 2022          | 10        | 0        | 8              |
| 2023          | 14        | 0        | 13             |
| 2024          | 8         | 0        | 7              |
| 2025          | 5         | 0        | 3              |
| 2026          | 0         | 0        | 0              |
| <b>Totals</b> | <b>37</b> | <b>0</b> | <b>31</b>      |

## 10+ POINT GAMES

|               | 10 +      | 20 +      | 30+      |
|---------------|-----------|-----------|----------|
| YEAR          | 10 +      | 20 +      | 30+      |
| 2022          | 23        | 5         | 0        |
| 2023          | 26        | 6         | 1        |
| 2024          | 26        | 2         | 0        |
| 2025          | 16        | 1         | 0        |
| 2026          | 3         | 0         | 0        |
| <b>Totals</b> | <b>94</b> | <b>14</b> | <b>1</b> |

## CAREER REGULAR SEASON STATISTICS

| YEAR          | TM  | G          | GS         | MP          | FGM        | FGA         | FG%         | 3PM       | 3PA        | 3P%         | 2PM        | 2PA         | 2P%         | eFG%        | FT         | FTA        | FT%         | OR         | DR         | REB         | RPG        | A          | S         | B         | TO         | PF         | PTS         | PPG         |
|---------------|-----|------------|------------|-------------|------------|-------------|-------------|-----------|------------|-------------|------------|-------------|-------------|-------------|------------|------------|-------------|------------|------------|-------------|------------|------------|-----------|-----------|------------|------------|-------------|-------------|
| 2022          | IND | 32         | 32         | 983         | 160        | 382         | .419        | 37        | 97         | .381        | 123        | 285         | .432        | .467        | 76         | 123        | .618        | 70         | 183        | 253         | 7.9        | 45         | 15        | 8         | 76         | 93         | 433         | 13.5        |
| 2023          | IND | 31         | 28         | 885         | 188        | 394         | .477        | 19        | 67         | .284        | 169        | 327         | .517        | .501        | 84         | 124        | .677        | 64         | 221        | 285         | 9.2        | 44         | 10        | 10        | 84         | 93         | 479         | 15.5        |
| 2024          | IND | 40         | 37         | 990         | 168        | 350         | .480        | 14        | 48         | .292        | 154        | 302         | .510        | .500        | 72         | 127        | .567        | 72         | 213        | 285         | 7.1        | 41         | 30        | 39        | 52         | 107        | 422         | 10.6        |
| 2025          | DAL | 18         | 15         | 344         | 45         | 106         | .425        | 2         | 11         | .182        | 43         | 95          | .453        | .434        | 29         | 47         | .617        | 29         | 60         | 89          | 4.9        | 14         | 7         | 16        | 17         | 42         | 121         | 6.7         |
| 2025          | LVA | 27         | 26         | 612         | 89         | 160         | .556        | 6         | 16         | .375        | 83         | 144         | .576        | .575        | 37         | 61         | .607        | 45         | 97         | 142         | 5.3        | 19         | 18        | 13        | 34         | 89         | 221         | 8.2         |
| 2025          | TOT | 45         | 41         | 956         | 134        | 266         | .504        | 8         | 27         | .296        | 126        | 239         | .527        | .519        | 66         | 108        | .611        | 74         | 157        | 231         | 5.1        | 33         | 25        | 29        | 51         | 131        | 342         | 7.6         |
| 2026          | LVA | 5          | 5          | 92          | 19         | 27          | .704        | 0         | 1          | .000        | 19         | 26          | .731        | .704        | 8          | 17         | .471        | 9          | 18         | 27          | 5.4        | 6          | 2         | 5         | 4          | 18         | 46          | 9.2         |
| <b>Career</b> |     | <b>153</b> | <b>143</b> | <b>3906</b> | <b>669</b> | <b>1420</b> | <b>.471</b> | <b>78</b> | <b>240</b> | <b>.325</b> | <b>591</b> | <b>1180</b> | <b>.501</b> | <b>.499</b> | <b>306</b> | <b>499</b> | <b>.613</b> | <b>289</b> | <b>792</b> | <b>1081</b> | <b>7.1</b> | <b>169</b> | <b>82</b> | <b>91</b> | <b>267</b> | <b>442</b> | <b>1722</b> | <b>11.3</b> |



# STEPH TALBOT • No. 7

Forward • 6-2 • Australia • 8th Year

## WNBA CAREER HIGHLIGHTS

- 2021 Commissioner's Cup Championship
- Selected No. 33 by Phoenix in the third round of the 2014 WNBA Draft.
- Selected by Golden State in the 2025 WNBA Expansion Draft.

## 2026 (LAS VEGAS)

- 

## 2025 (LAS VEGAS)

- Waived by Golden State on July 13 and signed a rest-of-season contract with New York on July 21.

## 2023 (LOS ANGELES)

- After signing with the Sparks in February, tore her ACL while playing for the WNBL Adelaide Lightning and was sidelined that season.

## 2021 (SEATTLE)

- Recorded career-bests of 5.7 ppg and 48.3% shooting from the field, and finished in the league's top 10 in 3-point percentage (.415). She also was the **only player in 2021 with at least 65 3-point attempts while shooting over 48% from the floor and over 41% from distance.**

## 2014-2016

- Did not play in the WNBA the first three seasons after being drafted; spent 2016 preparing for the Olympics with the Opals, the Australian National Team.

## INTERNATIONAL HIGHLIGHTS

- Three-time Olympian for Australia (2016, 2020, 2024); won a bronze medal at the 2024 Olympics.
- 2018 FIBA World Cup silver medalist
- 2022 FIBA World Cup bronze medalist
- Helped the Opals to a 5-0 finish at the 2026 FIBA World Cup Qualifying Tournament in Türkiye.
- Played for Australia junior teams from 2009-2013 before being called up to the national team for the 2015 FIBA Oceania Championship; has been a mainstay on the Opals roster ever since.
- In all, Talbot has played in three Olympics, two FIBA World Cups, several world qualifying tournaments and zone championships and earned the bronze medal at the 2013 FIBA U19 World Cup.

## OFFSEASON HIGHLIGHTS

- Suited up in 2025-26 for WNBL's Adelaide Lightning, a team she has played for since 2019, and averaged 15.3 ppg, 7.1 rpg, 4.5 apg and 2.0 spg. The 2020 WNBL MVP is a two-time All-WNBL first team (2020, 2022) selection and was the 2013 WNBL Rookie of the Year.
- Also spent time playing professionally in France and Poland.

## PERSONAL

- Born June 15, 1994, in Katherine, in Australia's Northern Territory, calls Kadina, which is located outside Adelaide, home.

## REGULAR SEASON HIGHS

|      | PTS | REBS | ASTS | STLS | BLKS | MIN   | FGM | FGA | 3PM | 3PA | FTM | FTA |
|------|-----|------|------|------|------|-------|-----|-----|-----|-----|-----|-----|
| 2017 | 12  | 7    | 4    | 2    | 1    | 28:45 | 4   | 8   | 3   | 4   | 5   | 6   |
| 2018 | 18  | 6    | 6    | 2    | 3    | 37:29 | 6   | 11  | 3   | 6   | 6   | 6   |
| 2019 | 24  | 6    | 5    | 4    | 1    | 33:27 | 7   | 13  | 5   | 9   | 5   | 6   |
| 2021 | 21  | 8    | 5    | 3    | 3    | 29:01 | 8   | 12  | 4   | 5   | 3   | 4   |
| 2022 | 15  | 14   | 5    | 3    | 2    | 38:10 | 6   | 11  | 3   | 5   | 2   | 3   |
| 2024 | 17  | 11   | 9    | 3    | 3    | 38:34 | 5   | 10  | 4   | 6   | 5   | 8   |
| 2025 | 13  | 10   | 6    | 3    | 3    | 28:13 | 5   | 8   | 3   | 5   | 3   | 5   |
| 2026 | 8   | 5    | 3    | 3    | 2    | 21:50 | 4   | 5   | 0   | 4   | 1   | 2   |

## RECORD WITH/OUT

| Year          | Games Missed | Record With    | Record Without |
|---------------|--------------|----------------|----------------|
| 2017          | 0            | 18-16          | 0-0            |
| 2018          | 3            | 19-12          | 1-2            |
| 2019          | 1            | 18-15          | 0-1            |
| 2021          | 2            | 20-10          | 1-1            |
| 2022          | 2            | 20-14          | 2-0            |
| 2024          | 3            | 8-29           | 0-3            |
| 2025-GS       | 3            | 8-8            | 2-1            |
| 2025-NY       | 1            | 12-10          | 0-1            |
| 2026          | 0            | 4-1            | 0-0            |
| <b>Totals</b> | <b>15</b>    | <b>127-115</b> | <b>6-9</b>     |

# STEPH TALBOT • No. 7

| WNBA RANKINGS |     |     |     |     |     |     |     |     |     | 2026 REGULAR SEASON HIGHS |       |   |             |              |
|---------------|-----|-----|-----|-----|-----|-----|-----|-----|-----|---------------------------|-------|---|-------------|--------------|
|               | PPG | RPG | APG | SPG | BPG | MPG | FG% | 3G% | FT% | PTS                       |       |   |             |              |
| 2017          | --- | --- | --- | --- | --- | --- | --- | --- | --- | REBS                      | 5     | @ | Los Angeles | May 10, 2026 |
| 2018          | --- | --- | --- | --- | --- | --- | --- | --- | --- | ASTS                      | 3     | @ | Atlanta     | May 17, 2026 |
| 2019          | --- | --- | --- | --- | --- | --- | --- | 36  | --- | STLS                      | 3     | @ | Los Angeles | May 10, 2026 |
| 2021          | --- | --- | --- | --- | --- | --- | --- | 7   | --- | BLKS                      | 2     | @ | Atlanta     | May 17, 2026 |
| 2022          | --- | --- | --- | --- | --- | --- | --- | 10  | --- | MINS                      | 21:50 | @ | Connecticut | May 15, 2026 |
| 2024          | --- | --- | --- | --- | --- | --- | --- | --- | --- |                           |       |   |             |              |
| 2025          | --- | --- | --- | --- | --- | --- | --- | --- | --- |                           |       |   |             |              |
| 2026          | --- | --- | --- | --- | --- | --- | --- | --- | --- |                           |       |   |             |              |

| CAREER HIGHS |       |                   |               |
|--------------|-------|-------------------|---------------|
| PTS          | 24    | Atlanta           | July 2, 2019  |
| REBS         | 14    | Phoenix           | May 14, 2024  |
| ASTS         | 9     | Las Vegas         | July 5, 2024  |
| STLS         | 4     | Washington        | July 24, 2019 |
| BLKS         | 3     | 5x, Last @ Dallas | July 28, 2025 |
| MINS         | 38:34 | Las Vegas         | July 5, 2024  |

| MILESTONES REACHED |          |           |        |
|--------------------|----------|-----------|--------|
| Mark               | Opponent | Date      | Game # |
| 1st Point          | @        | 5/14/2017 | 1      |
| 100th Point        |          | 7/14/2017 | 18     |
| 500th Point        |          | 6/9/2021  | 108    |
| 1,000th Point      |          | 8/12/2025 | 226    |
| 100th Assist       |          | 6/8/2019  | 71     |
| 500th Rebound      |          | 8/23/2024 | 188    |

| UPCOMING MILESTONES |          |         |       |
|---------------------|----------|---------|-------|
| Mark                | Category | Current | Needs |
| 400                 | Assists  | 379     | 21    |

| 10+ REBOUNDS & ASSISTS GAMES |          |          |          |
|------------------------------|----------|----------|----------|
|                              | REB      | ASTS     | DUB-DUBS |
| YEAR                         | 10+      | 10+      | PT/REB   |
| 2017                         | 0        | 0        | 0        |
| 2018                         | 0        | 0        | 0        |
| 2019                         | 0        | 0        | 0        |
| 2021                         | 0        | 0        | 0        |
| 2022                         | 0        | 0        | 0        |
| 2024                         | 1        | 0        | 0        |
| 2025                         | 1        | 0        | 0        |
| 2026                         | 0        | 0        | 0        |
| <b>Totals</b>                | <b>2</b> | <b>0</b> | <b>0</b> |

| 10+ POINT GAMES |           |          |
|-----------------|-----------|----------|
|                 | 10+       | 20+      |
| YEAR            | 10+       | 20+      |
| 2017            | 4         | 0        |
| 2018            | 3         | 0        |
| 2019            | 7         | 1        |
| 2021            | 4         | 1        |
| 2022            | 4         | 0        |
| 2024            | 4         | 0        |
| 2025            | 5         | 0        |
| 2026            | 0         | 0        |
| <b>Totals</b>   | <b>31</b> | <b>2</b> |

| CAREER REGULAR SEASON STATISTICS |      |            |           |             |            |            |             |            |            |             |            |            |             |             |            |            |             |            |            |            |            |            |            |           |            |            |             |            |
|----------------------------------|------|------------|-----------|-------------|------------|------------|-------------|------------|------------|-------------|------------|------------|-------------|-------------|------------|------------|-------------|------------|------------|------------|------------|------------|------------|-----------|------------|------------|-------------|------------|
| YEAR                             | TM   | G          | GS        | MP          | FGM        | FGA        | FG%         | 3PM        | 3PA        | 3P%         | 2PM        | 2PA        | 2P%         | eFG%        | FT         | FTA        | FT%         | OR         | DR         | REB        | RPG        | A          | S          | B         | TO         | PF         | PTS         | PPG        |
| 2014                             |      |            |           |             |            |            |             |            |            |             |            |            |             |             |            |            |             |            |            |            |            |            |            |           |            |            |             |            |
| 2015                             |      |            |           |             |            |            |             |            |            |             |            |            |             |             |            |            |             |            |            |            |            |            |            |           |            |            |             |            |
| 2016                             |      |            |           |             |            |            |             |            |            |             |            |            |             |             |            |            |             |            |            |            |            |            |            |           |            |            |             |            |
| 2017                             | PHO  | 34         | 24        | 609         | 51         | 123        | .415        | 16         | 42         | .381        | 35         | 81         | .432        | .480        | 30         | 46         | .652        | 29         | 62         | 91         | 2.7        | 55         | 24         | 9         | 30         | 66         | 148         | 4.4        |
| 2018                             | PHO  | 31         | 8         | 453         | 39         | 84         | .464        | 17         | 44         | .386        | 22         | 40         | .550        | .565        | 19         | 21         | .905        | 25         | 35         | 60         | 1.9        | 41         | 14         | 10        | 27         | 51         | 114         | 3.7        |
| 2019                             | MIN  | 33         | 10        | 561         | 57         | 154        | .370        | 31         | 95         | .326        | 26         | 59         | .441        | .471        | 27         | 31         | .871        | 18         | 61         | 79         | 2.4        | 41         | 30         | 9         | 42         | 37         | 172         | 5.2        |
| 2020                             |      |            |           |             |            |            |             |            |            |             |            |            |             |             |            |            |             |            |            |            |            |            |            |           |            |            |             |            |
| 2021                             | SEA  | 30         | 9         | 538         | 69         | 143        | .483        | 27         | 65         | .415        | 42         | 78         | .538        | .577        | 6          | 8          | .750        | 12         | 74         | 86         | 2.9        | 48         | 14         | 13        | 49         | 58         | 171         | 5.7        |
| 2022                             | SEA  | 34         | 1         | 548         | 64         | 138        | .464        | 29         | 73         | .397        | 35         | 65         | .538        | .569        | 14         | 24         | .583        | 23         | 84         | 107        | 3.1        | 45         | 23         | 11        | 36         | 44         | 171         | 5.0        |
| 2023                             |      |            |           |             |            |            |             |            |            |             |            |            |             |             |            |            |             |            |            |            |            |            |            |           |            |            |             |            |
| 2024                             | LAS  | 37         | 10        | 600         | 49         | 124        | .395        | 13         | 50         | .260        | 36         | 74         | .486        | .448        | 20         | 29         | .690        | 21         | 80         | 101        | 2.7        | 76         | 19         | 17        | 37         | 51         | 131         | 3.5        |
| 2025                             | *TOT | 38         | 10        | 541         | 39         | 104        | .375        | 16         | 56         | .286        | 23         | 48         | .479        | .452        | 18         | 28         | .643        | 26         | 75         | 101        | 2.7        | 66         | 19         | 6         | 40         | 43         | 112         | 2.9        |
| 2026                             | LVA  | 5          | 5         | 88          | 7          | 14         | .500        | 0          | 5          | .000        | 7          | 9          | .778        | .500        | 1          | 2          | .500        | 1          | 11         | 12         | 2.4        | 7          | 4          | 2         | 4          | 5          | 15          | 3.0        |
| <b>Career</b>                    |      | <b>242</b> | <b>77</b> | <b>3938</b> | <b>375</b> | <b>884</b> | <b>.424</b> | <b>149</b> | <b>430</b> | <b>.347</b> | <b>226</b> | <b>454</b> | <b>.498</b> | <b>.508</b> | <b>135</b> | <b>189</b> | <b>.714</b> | <b>155</b> | <b>482</b> | <b>637</b> | <b>2.6</b> | <b>379</b> | <b>147</b> | <b>77</b> | <b>265</b> | <b>355</b> | <b>1034</b> | <b>4.3</b> |

\*Played 16 games for Golden State and 22 for New York in 2025.

# BRIANNA TURNER • No. 21

Forward/Center • 6-3 • Notre Dame '19 • 8th Year



## 2021 (PHOENIX)

- Finished in the top 10 among league leaders in total offensive rebounds (78), total defensive rebounds (224), rebounds per game (9.4), total blocked shots (42) and blocks per game (1.3).
- Helped lead Phoenix to the WNBA Finals; started all 11 playoff games and averaged 8.5 ppg, 9.9 rpg, 2.5 apg, 1.3 spg and 1.9 bpg, while shooting 54.8% from the field.

## 2020 (PHOENIX)

- Ranked second in the league in total blocks (43) and blocks per game (2.0).

## USA BASKETBALL HIGHLIGHTS

- Won five gold medals playing for USA Basketball junior teams, including at the 2012 FIBA U17 World Cup, 2013 U19 World Cup and 2014 FIBA U18 AmeriCup; and in 3x3 at the 2012 and 2013 FIBA 3x3 U18 World Cups.

## WNBA OFFSEASON

- Played overseas in Australia, Italy, Russia and Turkey and most recently participated in Athlete Unlimited's 2026 season.

## COLLEGIATE HIGHLIGHTS

- The four-year Notre Dame standout helped lead the Fighting Irish to the 2018 NCAA championship, playing alongside Aces guard Jackie Young.
- Two-time All-American
- Three-time ACC Defensive Player of the Year
- Three-time ACC All-Defensive Team
- 2015 ACC Rookie of the Year.

## PERSONAL

- Hails from Pearland, Texas.
- Born July 5, 1996.

## WNBA CAREER HIGHLIGHTS

- 2020 and 2021 WNBA All-Defensive first team.
- 2019 All-Rookie Team.
- Selected No. 11 by Atlanta in the 2019 WNBA Draft.

## 2026 (LAS VEGAS)

- 

## 2025 (INDIANA)

- Helped Indiana advance to the WNBA Semifinals; came off the bench in all 8 playoff contests and contributed 2.4 ppg and 3.5 rpg.

## REGULAR SEASON HIGHS

|      | PTS | REBS | ASTS | STLS | BLKS | MIN   | FGM | FGA | 3PM | 3PA | FTM | FTA |
|------|-----|------|------|------|------|-------|-----|-----|-----|-----|-----|-----|
| 2019 | 12  | 14   | 3    | 2    | 6    | 35:07 | 6   | 9   | 0   | 0   | 5   | 6   |
| 2020 | 16  | 21   | 5    | 4    | 6    | 42:48 | 8   | 11  | 0   | 1   | 6   | 6   |
| 2021 | 15  | 17   | 6    | 3    | 4    | 39:08 | 6   | 12  | 0   | 1   | 4   | 5   |
| 2022 | 11  | 14   | 7    | 3    | 5    | 43:54 | 5   | 7   | 0   | 0   | 3   | 4   |
| 2023 | 11  | 13   | 3    | 5    | 4    | 37:06 | 5   | 5   | 0   | 0   | 2   | 2   |
| 2024 | 8   | 9    | 3    | 3    | 3    | 34:38 | 6   | 6   | 0   | 0   | 1   | 2   |
| 2025 | 4   | 6    | 4    | 1    | 2    | 20:40 | 3   | 3   | 0   | 1   | 2   | 2   |
| 2026 | 4   | 6    | 1    | 2    | 2    | 17:32 | 2   | 3   | 0   | 0   | 0   | 0   |

## RECORD WITH/OUT

| Year          | Games Missed | Record With   | Record Without |
|---------------|--------------|---------------|----------------|
| 2019          | 5            | 11-18         | 4-1            |
| 2020          | 0            | 13-9          | 0-0            |
| 2021          | 0            | 19-13         | 0-0            |
| 2022          | 1            | 15-20         | 0-1            |
| 2023          | 0            | 9-31          | 0-0            |
| 2024          | 13           | 10-17         | 3-10           |
| 2025          | 17           | 15-12         | 9-8            |
| 2026          | 0            | 4-1           | 0-0            |
| <b>Totals</b> | <b>36</b>    | <b>96-105</b> | <b>16-20</b>   |

# BRIANNA TURNER • No. 21

## WNBA RANKINGS

|      | PPG | RPG | APG | SPG | BPG | MPG | FG% | 3G% | FT% |
|------|-----|-----|-----|-----|-----|-----|-----|-----|-----|
| 2019 | --- | --- | --- | --- | 21  | --- | --- | --- | --- |
| 2020 | --- | 7   | --- | 35  | 2   | 27  | 2   | --- | --- |
| 2021 | --- | 6   | --- | --- | 8   | 16  | 4   | --- | --- |
| 2022 | --- | 14  | --- | 19  | 4   | 2   | --- | --- | --- |
| 2023 | --- | 16  | --- | 32  | 15  | --- | --- | --- | --- |
| 2024 | --- | --- | --- | --- | --- | --- | --- | --- | --- |
| 2025 | --- | --- | --- | --- | --- | --- | --- | --- | --- |
| 2026 | --- | --- | --- | --- | --- | --- | --- | --- | --- |

## 2026 REGULAR SEASON HIGHS

|      |       |   |             |              |
|------|-------|---|-------------|--------------|
| PTS  | 4     | @ | Los Angeles | May 10, 2026 |
| REBS | 6     | @ | Los Angeles | May 10, 2026 |
| ASTS | 1     | @ | Los Angeles | May 10, 2026 |
| STLS | 2     | @ | Los Angeles | May 10, 2026 |
| BLKS | 2     | @ | Los Angeles | May 10, 2026 |
| MINS | 17:32 | @ | Connecticut | May 13, 2026 |

## CAREER HIGHS

|      |       |                     |               |
|------|-------|---------------------|---------------|
| PTS  | 16    | Indiana             | Sept. 3, 2020 |
| REBS | 21    | Connecticut         | Sept. 9, 2020 |
| ASTS | 7     | @ Connecticut       | Aug. 4, 2022  |
| STLS | 5     | Dallas              | June 27, 2023 |
| BLKS | 6     | 2x, Last vs Indiana | Sept. 3, 2020 |
| MINS | 43:54 | @ Minnesota         | July 12, 2022 |

## MILESTONES REACHED

| Mark            | Opponent | Date      | Game # |
|-----------------|----------|-----------|--------|
| 1st Point       |          | 6/14/2019 | 6      |
| 100th Point     |          | 9/1/2019  | 26     |
| 500th Point     |          | 9/8/2021  | 80     |
| 500th Rebound   |          | 8/17/2021 | 72     |
| 1,000th Rebound |          | 7/30/2023 | 142    |
| 100th Block     |          | 8/25/2021 | 75     |

## UPCOMING MILESTONES

| Mark  | Category | Current | Needs |
|-------|----------|---------|-------|
| 1,000 | Points   | 883     | 117   |

## 10+ REBOUNDS & ASSISTS GAMES

| YEAR          | REB       |          | DUB-DUBS  |
|---------------|-----------|----------|-----------|
|               | 10+       | 20+      | PT/REB    |
| 2019          | 3         | 0        | 0         |
| 2020          | 9         | 1        | 4         |
| 2021          | 12        | 0        | 6         |
| 2022          | 6         | 0        | 1         |
| 2023          | 5         | 0        | 0         |
| 2024          | 0         | 0        | 0         |
| 2025          | 0         | 0        | 0         |
| 2026          | 0         | 0        | 0         |
| <b>Totals</b> | <b>30</b> | <b>1</b> | <b>11</b> |

## 10+ POINT GAMES

| YEAR          | SCORING   |          |
|---------------|-----------|----------|
|               | 10+       | 20+      |
| 2019          | 4         | 0        |
| 2020          | 5         | 0        |
| 2021          | 10        | 0        |
| 2022          | 3         | 0        |
| 2023          | 1         | 0        |
| 2024          | 0         | 0        |
| 2025          | 0         | 0        |
| 2026          | 0         | 0        |
| <b>Totals</b> | <b>23</b> | <b>0</b> |

## CAREER REGULAR SEASON STATISTICS

| YEAR          | TM  | G          | GS         | MP          | FGM        | FGA        | FG%         | 3PM      | 3PA      | 3P%         | 2PM        | 2PA        | 2P%         | eFG%        | FT         | FTA        | FT%         | OR         | DR         | REB         | RPG        | A          | S          | B          | TO         | PF         | PTS        | PPG        |
|---------------|-----|------------|------------|-------------|------------|------------|-------------|----------|----------|-------------|------------|------------|-------------|-------------|------------|------------|-------------|------------|------------|-------------|------------|------------|------------|------------|------------|------------|------------|------------|
| 2019          | PHO | 29         | 12         | 462         | 49         | 91         | .538        | 0        | 0        | ----        | 49         | 91         | .538        | .538        | 19         | 26         | .731        | 45         | 75         | 120         | 4.1        | 15         | 7          | 21         | 19         | 50         | 117        | 4.0        |
| 2020          | PHO | 22         | 22         | 613         | 66         | 114        | .579        | 0        | 1        | .000        | 66         | 113        | .584        | .579        | 27         | 42         | .643        | 57         | 141        | 198         | 9.0        | 39         | 24         | 43         | 31         | 66         | 159        | 7.2        |
| 2021          | PHO | 32         | 32         | 994         | 108        | 195        | .554        | 0        | 1        | .000        | 108        | 194        | .557        | .554        | 33         | 46         | .717        | 78         | 224        | 302         | 9.4        | 56         | 24         | 42         | 47         | 70         | 249        | 7.8        |
| 2022          | PHO | 35         | 35         | 1168        | 68         | 112        | .607        | 0        | 0        | ----        | 68         | 112        | .607        | .607        | 15         | 30         | .500        | 69         | 169        | 238         | 6.8        | 80         | 44         | 56         | 50         | 80         | 151        | 4.3        |
| 2023          | PHO | 40         | 33         | 1052        | 67         | 103        | .650        | 0        | 0        | ----        | 67         | 103        | .650        | .650        | 6          | 12         | .500        | 50         | 203        | 253         | 6.3        | 50         | 39         | 44         | 60         | 89         | 140        | 3.5        |
| 2024          | CHI | 27         | 2          | 253         | 16         | 26         | .615        | 0        | 0        | ----        | 16         | 26         | .615        | .615        | 1          | 2          | .500        | 11         | 42         | 53          | 2.0        | 10         | 9          | 13         | 12         | 28         | 33         | 1.2        |
| 2025          | IND | 27         | 0          | 233         | 13         | 32         | .406        | 0        | 1        | .000        | 13         | 31         | .419        | .406        | 4          | 8          | .500        | 18         | 32         | 50          | 1.9        | 17         | 2          | 8          | 9          | 23         | 30         | 1.1        |
| 2026          | LVA | 5          | 0          | 57          | 2          | 3          | .667        | 0        | 0        | ----        | 2          | 3          | .667        | .667        | 0          | 0          | ----        | 5          | 10         | 15          | 3.0        | 1          | 3          | 4          | 3          | 4          | 4          | 0.8        |
| <b>Career</b> |     | <b>217</b> | <b>136</b> | <b>4832</b> | <b>389</b> | <b>676</b> | <b>.575</b> | <b>0</b> | <b>3</b> | <b>.000</b> | <b>389</b> | <b>673</b> | <b>.578</b> | <b>.575</b> | <b>105</b> | <b>166</b> | <b>.633</b> | <b>333</b> | <b>896</b> | <b>1229</b> | <b>5.7</b> | <b>268</b> | <b>152</b> | <b>231</b> | <b>231</b> | <b>410</b> | <b>883</b> | <b>4.1</b> |



# A'JA WILSON • No. 22

Center/Forward • 6-4 • South Carolina '18 • 9th Year

## WNBA CAREER HIGHLIGHTS

- 2022, 2023 & 2025 WNBA Champion
- 2023 & 2025 WNBA Finals M'VP
- 2025, 2024, 2022 & 2020 WNBA M'VP
- 2022, 2023 & 2025 WNBA Defensive Player of the Year
- 2025 TIME Magazine Athlete of the Year.
- 2025 AP Female Athlete of the Year.
- 2020, 2022, 2023, 2024 & 2025 All-WNBA First Team; 2021 All-WNBA Second Team
- 2022, 2023, 2024 & 2025 WNBA All-Defensive First Team; 2020 WNBA All-Defensive Second Team
- 7-time All-Star (2018-19, 2021-2025)
- 2025 TIME Magazine Athlete of the Year
- 2020, 2024 & 2025 AP Player of the Year; 2022, 2023 & 2025 AP Defensive Player of the Year; 2018 AP Rookie of the Year
- 2023, 2022 & 2019 All-Star Team Captain
- 2023 & 2022 WNBA All-Star Leading Vote-Getter
- 2018 WNBA Rookie of the Year (unanimous)
- 2018 WNBA All-Rookie Team
- 13-time Western Conference Player of the Month (Aug. 2025; May, June, July and Sept. 2024; June, July and Aug. 2023; May and July 2022; June 2021; Aug. and Sept. 2020)
- 28-time Western Conference Player of the Week (6 times in 2025, 6 times in 2024, 5 times in 2023, 5 times in 2022, 2 times each in 2019 and 2020, 1 time each in 2018 and 2021)
- 3-time WNBA Rookie of the Month (2018).

## 2026 (LAS VEGAS)

- With a 45-point performance on May 15, became the only player in WNBA history with multiple 45+ point games.

## 2025 (LAS VEGAS)

- Swatted her 500th blocked shot on Aug. 6 and is now one of just **10 players in WNBA history with 500 blocked shots**.
- Became the **first player in league history** to record a 30/20 double-double (32 points, 20 caroms vs Connecticut Aug. 10).
- On Aug. 8, became the **4th player in WNBA history, and youngest and fastest**, with at least 5,000 points, 2,000 rebounds, 500 assists, 500 blocks and 300 steals.
- On July 22 against Atlanta, became the **7th player in league history to record 5,000 points, 2,000 rebounds, 500 assists, 400 blocked shots and 300 steals**, and was the youngest and fastest to the mark.
- On June 25, became the **28th player in WNBA history to score 5,000 points**. Playing in her 238th game at 28 years and 321 days, was the fastest and second-youngest in history to do so.

## 2024 (LAS VEGAS)

- Became the first player in WNBA history to score 1'000 points in a single season.
- Became the 4th player to earn three M'VP awards
- First player in league history to lead the W in points, rebounds and blocked shots in a season.
- Opened the year with five-straight 20-point, 10-rebound performances.
- Became the franchise's leading scorer on July 7 and leading rebounder on June 29.

## 2023 (LAS VEGAS)

- Earned WNBA Finals M'VP after averaging 21.3 ppg, 12.5 rpg and 1.3 bpg in the Finals.
- Grabbed a league Finals-record 16 defensive rebounds in Game 4.
- Scored 30 or more points in a WNBA playoff record 3-straight games
- Tied a then-franchise scoring record with 40 points vs. the Mystics on Aug. 11; rewrote the record with a WNBA record-tying 53 points on Aug. 22 at Atlanta.

## 2022 (LAS VEGAS)

- Named WNBA MVP for 2nd time (7th player with multiple MVPs).

## 2020 (LAS VEGAS)

- Named WNBA MVP (5th youngest in history)

## 2019 (LAS VEGAS)

- Missed 8 games due to injury (ankle).

## 2018 (LAS VEGAS)

- Scored the second most points by a rookie (35) in franchise history at Indiana on June 12.

## INTERNATIONAL (USA)

- Led the USA to the gold medal and a 6-0 record at the 2024 Olympics; averaged team-highs of 18.7 ppg, 10.2 rpg, 1.5 spg and 2.7 bpg, while finishing **ranked 3rd for scoring, 2nd for rebounding and 1st for blocked shots among the 12-team field**.
- 2020 Olympic gold medalist
- 2022, 2018 FIBA World Cup gold medalist & 2022 FIBA World Cup M'VP.
- 2013 & 2015 FIBA U19 World Cup gold medalist & 2015 FIBA U19 M'VP
- 2014 FIBA Americas U18 gold medalist

## COLLEGIATE HIGHLIGHTS

- 2017 NCAA Champion
- 2017 Final Four Most Outstanding Player
- 2018 National Player of the Year (consensus)
- 4-time All-American
- 2-time SEC Defensive Player of the Year

## PERSONAL

- Authored the New York Times bestselling book "Dear Black Girls: How to Be True to You."
- Announced her Nike signature shoe, the A'ONE, on May 11, 2024, in South Carolina.
- Named to the TIME100 as one of the 100 most influential people of 2024.
- Enjoys eating Chipotle and Chik-fil-A
- Father, Roscoe, played professional basketball internationally for 10 years.
- Is a member of the WNBA and WNBA Social Justice Council.
- First WNBA player to partner with Mountain Dew.

## GO TO A'JA WILSON'S COMPLETE BIO ONLINE

- Online bio includes items such as expanded WNBA statistics, more notes, college, international and USA Basketball statistics, and more!

## SEASON HIGHS

|      | PTS | REBS | ASTS | STLS | BLKS | MIN   | FGM | FGA | 3PM | 3PA | FTM | FTA |
|------|-----|------|------|------|------|-------|-----|-----|-----|-----|-----|-----|
| 2018 | 35  | 16   | 8    | 3    | 7    | 39:32 | 16  | 24  | 0   | 0   | 14  | 18  |
| 2019 | 39  | 12   | 5    | 3    | 7    | 40:52 | 14  | 20  | 0   | 1   | 11  | 14  |
| 2020 | 31  | 16   | 4    | 4    | 5    | 38:52 | 11  | 21  | 0   | 0   | 12  | 12  |
| 2021 | 30  | 15   | 8    | 4    | 3    | 43:18 | 10  | 24  | 1   | 1   | 12  | 12  |
| 2022 | 35  | 16   | 5    | 4    | 5    | 37:56 | 13  | 24  | 3   | 5   | 13  | 15  |
| 2023 | 53  | 15   | 5    | 5    | 6    | 36:27 | 17  | 25  | 1   | 3   | 20  | 21  |
| 2024 | 42  | 20   | 6    | 6    | 6    | 41:28 | 16  | 28  | 3   | 6   | 13  | 14  |
| 2025 | 37  | 20   | 7    | 4    | 5    | 37:41 | 16  | 25  | 3   | 4   | 11  | 14  |
| 2026 | 45  | 11   | 4    | 2    | 2    | 32:13 | 15  | 18  | 2   | 3   | 13  | 13  |

## RECORD WITH/OUT

| Year          | Games Missed | Record With   | Record Without |
|---------------|--------------|---------------|----------------|
| 2018          | 0            | 14-19         | 0-0            |
| 2019          | 8            | 15-11         | 6-2            |
| 2020          | 0            | 18- 4         | 0-0            |
| 2021          | 0            | 24- 8         | 0-0            |
| 2022          | 0            | 26-10         | 0-0            |
| 2023          | 0            | 34- 6         | 0-0            |
| 2024          | 2            | 25- 12        | 1-1            |
| 2025          | 4            | 29-11         | 1-3            |
| 2026          | 0            | 4-1           | 0-0            |
| <b>Totals</b> | <b>14</b>    | <b>190-82</b> | <b>8-6</b>     |

# A'JA WILSON • NO. 22

## WNBA RANKINGS

|      | PPG | RPG | APG | SPG | BPG | MPG | FG% | 3G% | FT% |
|------|-----|-----|-----|-----|-----|-----|-----|-----|-----|
| 2018 | 3   | 6   | --- | --- | 6   | 16  | 24  | --- | --- |
| 2019 | 7   | 17  | --- | --- | 4   | --- | --- | --- | --- |
| 2020 | 2   | 6   | --- | 24  | 1   | 10  | 21  | --- | --- |
| 2021 | 6   | 8   | 21  | --- | 11  | 10  | 21  | --- | 10  |
| 2022 | 5   | 2   | --- | 12  | 1   | 19  | 12  | 16  | --- |
| 2023 | 3   | 2   | --- | 10  | 1   | 23  | 3   | --- | 30  |
| 2024 | 1   | 2   | 36  | 5   | 1   | 4   | 7   | --- | 17  |
| 2025 | 1   | 2   | 27  | 6   | 1   | 17  | 13  | --- | 17  |
| 2026 | 1*  | 20* | --- | --- | 2*  | --- | 11  | 1   | 28  |

## 2026 REGULAR SEASON HIGHS

|      |       |     |                |              |
|------|-------|-----|----------------|--------------|
| PTS  | 45    | @   | Connecticut    | May 15, 2026 |
| REBS | 11    | @   | Connecticut    | May 13, 2026 |
| ASTS | 4     |     | Phoenix        | May 9, 2026  |
| STLS | 2     |     | Phoenix        | May 9, 2026  |
| BLKS | 2     | 5x, | Last @ Atlanta | May 17, 2026 |
| MINS | 32:13 | @   | Connecticut    | May 15, 2026 |

## CAREER REGULAR SEASON HIGHS

|      |       |     |                     |               |
|------|-------|-----|---------------------|---------------|
| PTS  | 53    | @   | Atlanta             | Aug. 22, 2023 |
| REBS | 20    | 2x, | last vs Connecticut | Aug. 10, 2025 |
| ASTS | 8     | 2x, | Last @ Dallas       | July 11, 2021 |
| STLS | 6     | v   | Dallas              | June 5, 2024  |
| BLKS | 7     | 2x, | Last @ Atlanta      | Sept. 5, 2019 |
| MINS | 43:18 | @   | Minnesota           | June 25, 2021 |

## MILESTONES REACHED

| Mark            | Opponent       | Date      | Game # |
|-----------------|----------------|-----------|--------|
| 1st Point       | @ Connecticut  | 5/20/2018 | 1      |
| 1,000th Point   | Phoenix        | 8/20/2019 | 53     |
| 2,000th Point   | Washington     | 8/17/2021 | 104    |
| 3,000th Point   | @ Connecticut  | 6/8/2023  | 157    |
| 4,000th Point   | @ Los Angeles  | 6/9/2024  | 198    |
| 5,000th Point   | Connecticut    | 6/25/2025 | 238    |
| 5,500th Point   | Atlanta        | 8/19/2025 | 259    |
|                 |                |           |        |
| 1,000th Rebound | @ Chicago      | 5/28/2022 | 122    |
| 2,000th Rebound | Atlanta        | 8/30/2024 | 220    |
| 2,500th Rebound | @ Los Angeles  | 5/10/2026 | 269    |
|                 |                |           |        |
| 500th Assist    | Washington     | 5/23/2025 | 230    |
|                 |                |           |        |
| 200th Steal     | Phoenix        | 9/10/2023 | 189    |
|                 |                |           |        |
| 100th Block     | @ Phoenix      | 9/8/2019  | 59     |
| 500th Block     | @ Golden State | 8/6/2025  | 253    |

## UPCOMING MILESTONES

| Mark  | Category           | Current | Needs |
|-------|--------------------|---------|-------|
| 6,000 | Points             | 5,844   | 156   |
| 2,000 | Defensive Rebounds | 1,994   | 6     |

## 10+ REBOUNDS & ASSISTS GAMES

| YEAR          | REB        |          | ASTS     | DUB-DUBS   |          |
|---------------|------------|----------|----------|------------|----------|
|               | 10+        | 20+      | 10+      | PT/REB     | PT/AST   |
| 2018          | 10         | 0        | 0        | 10         | 0        |
| 2019          | 3          | 0        | 0        | 3          | 0        |
| 2020          | 7          | 0        | 0        | 7          | 0        |
| 2021          | 17         | 0        | 0        | 17         | 0        |
| 2022          | 17         | 0        | 0        | 17         | 0        |
| 2023          | 23         | 0        | 0        | 22         | 0        |
| 2024          | 23         | 1        | 0        | 23         | 0        |
| 2025          | 21         | 1        | 0        | 21         | 0        |
| 2026          | 1          | 0        | 0        | 1          | 0        |
| <b>Totals</b> | <b>122</b> | <b>2</b> | <b>0</b> | <b>121</b> | <b>0</b> |

## 10+ POINT GAMES

| YEAR          | SCORING    |            |           |          |          |
|---------------|------------|------------|-----------|----------|----------|
|               | 10+        | 20+        | 30+       | 40+      | 50+      |
| 2018          | 33         | 18         | 3         | 0        | 0        |
| 2019          | 23         | 7          | 1         | 0        | 0        |
| 2020          | 22         | 15         | 1         | 0        | 0        |
| 2021          | 30         | 14         | 1         | 0        | 0        |
| 2022          | 34         | 20         | 1         | 0        | 0        |
| 2023          | 38         | 29         | 6         | 2        | 1        |
| 2024          | 38         | 34         | 11        | 2        | 0        |
| 2025          | 39         | 25         | 13        | 0        | 0        |
| 2026          | 5          | 3          | 3         | 1        | 0        |
| <b>Totals</b> | <b>262</b> | <b>165</b> | <b>38</b> | <b>5</b> | <b>1</b> |

## CAREER REGULAR SEASON STATISTICS

| YEAR          | TM  | G          | GS         | MP          | FG          | FGA         | FG%         | 3P        | 3PA        | 3P%         | 2P          | 2PA         | 2P%         | eFG%        | FT          | FTA         | FT%         | OR         | DR          | REB         | RPG        | A          | S          | B          | TO         | PF         | PTS         | PPG         |
|---------------|-----|------------|------------|-------------|-------------|-------------|-------------|-----------|------------|-------------|-------------|-------------|-------------|-------------|-------------|-------------|-------------|------------|-------------|-------------|------------|------------|------------|------------|------------|------------|-------------|-------------|
| 2018 *        | LVA | 33         | 33         | 1010        | 245         | 530         | .462        | 0         | 0          | ----        | 245         | 530         | .462        | .462        | 192         | 248         | .774        | 66         | 198         | 264         | 8.0        | 74         | 27         | 55         | 46         | 68         | 682         | 20.7        |
| 2019 *        | LVA | 26         | 25         | 739         | 158         | 330         | .479        | 0         | 1          | .000        | 158         | 329         | .480        | .479        | 114         | 144         | .792        | 42         | 125         | 167         | 6.4        | 47         | 13         | 45         | 56         | 52         | 430         | 16.5        |
| 2020          | LVA | 22         | 22         | 697         | 166         | 346         | .480        | 0         | 0          | ----        | 166         | 346         | .480        | .480        | 118         | 151         | .781        | 34         | 154         | 188         | 8.5        | 45         | 27         | 44         | 35         | 49         | 450         | 20.5        |
| 2021 *        | LVA | 32         | 32         | 1021        | 207         | 466         | .444        | 1         | 1          | 1.000       | 206         | 465         | .443        | .445        | 169         | 193         | .876        | 63         | 235         | 298         | 9.3        | 98         | 28         | 40         | 46         | 49         | 584         | 18.3        |
| 2022 *        | LVA | 36         | 36         | 1080        | 260         | 519         | .501        | 31        | 83         | .373        | 229         | 436         | .525        | .531        | 152         | 187         | .813        | 66         | 273         | 339         | 9.4        | 75         | 52         | 70         | 61         | 76         | 703         | 19.5        |
| 2023 *        | LVA | 40         | 40         | 1228        | 335         | 601         | .557        | 9         | 29         | .310        | 326         | 572         | .570        | .565        | 233         | 287         | .812        | 82         | 298         | 380         | 9.5        | 64         | 55         | 89         | 62         | 85         | 912         | 22.8        |
| 2024 *        | LVA | 38         | 38         | 1308        | 385         | 743         | .518        | 19        | 60         | .317        | 366         | 683         | .536        | .531        | 232         | 275         | .844        | 79         | 372         | 451         | 11.9       | 88         | 68         | 98         | 48         | 67         | 1021        | 26.9        |
| 2025 *        | LVA | 40         | 40         | 1247        | 332         | 657         | .505        | 25        | 59         | .424        | 307         | 598         | .513        | .524        | 248         | 290         | .855        | 91         | 316         | 407         | 10.2       | 122        | 64         | 92         | 87         | 75         | 937         | 23.4        |
| 2026          | LVA | 5          | 5          | 138         | 44          | 74          | .595        | 6         | 9          | .667        | 38          | 65          | .585        | .635        | 31          | 37          | .838        | 5          | 23          | 28          | 5.6        | 12         | 4          | 10         | 13         | 12         | 125         | 25.0        |
| <b>Career</b> |     | <b>272</b> | <b>271</b> | <b>8469</b> | <b>2132</b> | <b>4267</b> | <b>.500</b> | <b>91</b> | <b>242</b> | <b>.376</b> | <b>2041</b> | <b>4025</b> | <b>.507</b> | <b>.510</b> | <b>1489</b> | <b>1812</b> | <b>.822</b> | <b>528</b> | <b>1994</b> | <b>2522</b> | <b>9.3</b> | <b>625</b> | <b>339</b> | <b>543</b> | <b>455</b> | <b>533</b> | <b>5844</b> | <b>21.5</b> |



# JACKIE YOUNG • No. 0

Guard • 5-11 • Notre Dame '19 • 8th Year

## WNBA CAREER HIGHLIGHTS

- 2022, 2023 & 2025 WNBA Championship
- 2022 WNBA Most Improved Player Award
- 2022 AP Most Improved Player
- 2023 & 2025 All-WNBA Second Team
- 2022, 2023, 2024 & 2025 WNBA All-Star
- AP All-WNBA second team (2023, 2025)
- Western Conference Player of the Week (May 23, 2022)

## 2026 (LAS VEGAS)

## 2025 (LAS VEGAS)

- All-Star Game starter.
- Posted her first career triple-double with 18 points, 11 rebounds and 11 assists at LA on June 29; recorded her second with 10 points, 11 rebounds and 10 assists at Atlanta on Aug. 27.

## 2024 (LAS VEGAS)

- Notched a career-first points/assists double-double with 22 points and 11 assists against LA on May 18.

## 2023 (LAS VEGAS)

- All-Star Game starter.
- Scored a then-career-high 30 points (12-18 FGs, 4-7 3pt FGs, 2-4 FTs) at LA on May 25
- Scored 20 or more points in 15 games
- Had 1 double-double with 24 points and 10 rebounds vs Chicago on Aug. 24.

## 2022 (LAS VEGAS)

- Named WNBA Most Improved Player after improving from 12.2 ppg, 4.1 rpg, 3.2 apg and 25% 3-point shooting to 15.9 ppg, 4.4 rpg, 3.9 apg and 43.1% from 3-point.

## 2021 (LAS VEGAS)

- Her 14 made field goals on September 8 vs. Minnesota were tied for the most in the league that year, and were the most by a WNBA player since the 2018 season.

## 2019 (LAS VEGAS)

- Became the second Notre Dame player to be drafted No. 1 overall (Jewell Loyd)
- Became the third junior to be drafted No. 1 overall (Candace Parker, Tennessee, 2008; Jewell Loyd, Notre Dame, 2015)
- Handed out a then-career-high 10 assists on 2 occasions—vs. Phoenix on August 20, and vs. Indiana on June 29.
- Recorded her first career double-double vs. Phoenix on August 20, handing out 10 assists and grabbing 10 rebounds. She narrowly missed a triple-double after scoring 8 points.
- Averaged 8.3 points, and 4.9 assists, while connecting on 38.9% of her 3-pointers, and 88.1% from the free throw line after the All-Star Break (14 regular season games).

## INTERNATIONAL (USA)

- One of the first two players (Kelsey Plum) to ever earn both 3x3 (2020) and 5x5 (2024) Olympic gold medals.
- Helped the USA to a 5-0 record and first place at the 2026 FIBA World Cup Qualifying Tournament and a 3-0 record and first place in 2024 FIBA Olympic Qualifying Tournament.
- Participated in the 2023 USA National Team training camp and two collegiate exhibition games against Duke and Tennessee; averaged 7.5 ppg, 4.5 apg and 2.0 spg (tied for team high) as the USA went 2-0.

- Invited to attend 2022 USA National Team training camp ahead of the 2022 FIBA World Cup, but did not attend due to the Las Vegas Aces WNBA Finals run.
- Member of the USA 3x3 World Beach Games Team, helped the USA to a 3-1 record at the event in Doha, Qatar, losing in the quarterfinals in overtime to Brazil.

## COLLEGIATE CAREER

- 2018 NCAA Champion
- 2019 AP All-America honorable mention
- 2019 ACC Tournament MVP
- 2019 All-ACC second team
- 2017 ACC All-Freshman Team
- Hit the game-tying jumper with 45 seconds remaining in the 2018 national championship game vs Mississippi State, knotting the score at 58-all. Also secured the steal with three seconds left that set-up Arike Ogunbowale's game-winning shot.

## HIGH SCHOOL CAREER

- 2016 Naismith Player of the Year
- 2016 Indiana's Miss Basketball

## PERSONAL

- Hails from Princeton, Indiana
- Has played professionally in the offseason in Australia, Israel and Turkey.

## GO TO JACKIE YOUNG'S COMPLETE BIO ONLINE

- Online bio includes items such as expanded WNBA statistics, more notes, college, international and USA Basketball statistics, and more!

## RECORD WITH/OUT

| Year          | Games Missed | Record With   | Record Without |
|---------------|--------------|---------------|----------------|
| 2019          | 0            | 21-13         | 0-0            |
| 2020          | 0            | 18-4          | 0-0            |
| 2021          | 0            | 24-8          | 0-0            |
| 2022          | 2            | 24-10         | 2-0            |
| 2023          | 0            | 34-6          | 0-0            |
| 2024          | 3            | 25-12         | 2-1            |
| 2025          | 0            | 30-14         | 0-0            |
| 2026          | 0            | 4-1           | 0-0            |
| <b>Totals</b> | <b>5</b>     | <b>180-67</b> | <b>4-1</b>     |

# JACKIE YOUNG • No. 0

## WNBA RANKINGS

|      | PPG | RPG | APG | SPG | BPG | MPG | FG% | 3G% | FT% |
|------|-----|-----|-----|-----|-----|-----|-----|-----|-----|
| 2019 | --- | --- | --- | --- | --- | --- | --- | --- | 25  |
| 2020 | --- | --- | 23  | --- | --- | --- | 16  | --- | 21  |
| 2021 | 25  | --- | 18  | 23  | --- | 11  | 11  | --- | 21  |
| 2022 | 12  | --- | 14  | 13  | --- | 3   | 22  | 3   | 13  |
| 2023 | 11  | --- | 15  | 14  | --- | 18  | 7   | 2   | 16  |
| 2024 | 16  | --- | 7   | 29  | --- | 12  | --- | --- | 11  |
| 2025 | 12  | --- | 11  | 15  | --- | 23  | 25  | --- | 5   |
| 2026 | --- | 28* | 6   | --- | --- | 26  | --- | --- | --- |

## 2026 REGULAR SEASON HIGHS

|      |       |     |                |              |
|------|-------|-----|----------------|--------------|
| PTS  | 20    | @   | Los Angeles    | May 10, 2026 |
| REBS | 7     | @   | Atlanta        | May 17, 2026 |
| ASTS | 9     | @   | Los Angeles    | May 10, 2026 |
| STLS | 2     | 2x, | Last @ Atlanta | May 17, 2026 |
| BLKS | 2     | @   | Atlanta        | May 17, 2026 |
| MINS | 34:02 | @   | Atlanta        | May 17, 2026 |

## CAREER REGULAR SEASON HIGHS

|      |       |     |                     |               |
|------|-------|-----|---------------------|---------------|
| PTS  | 34    | 2x, | last vs Los Angeles | June 11, 2025 |
| REBS | 11    | 2x, | last @ Atlanta      | Aug. 27, 2025 |
| ASTS | 14    | @   | Phoenix             | Sept. 1, 2024 |
| STLS | 5     | @   | Golden State        | Aug. 6, 2025  |
| BLKS | 2     | 9x, | Last @ Atlanta      | May 17, 2026  |
| MINS | 41:21 |     | Washington          | June 25, 2022 |

## SEASON HIGHS

|      | PTS | REBS | ASTS | STLS | BLKS | MIN   | FGM | FGA | 3PM | 3PA | FTM | FTA |
|------|-----|------|------|------|------|-------|-----|-----|-----|-----|-----|-----|
| 2019 | 17  | 10   | 10   | 3    | 2    | 35:08 | 5   | 14  | 2   | 3   | 9   | 12  |
| 2020 | 20  | 7    | 9    | 4    | 1    | 32:42 | 8   | 15  | 1   | 2   | 5   | 6   |
| 2021 | 29  | 11   | 6    | 4    | 2    | 40:27 | 14  | 19  | 1   | 3   | 10  | 10  |
| 2022 | 26  | 9    | 9    | 3    | 2    | 41:21 | 9   | 19  | 4   | 7   | 8   | 8   |
| 2023 | 30  | 10   | 8    | 4    | 1    | 37:31 | 12  | 21  | 5   | 9   | 8   | 9   |
| 2024 | 34  | 8    | 14   | 3    | 2    | 40:00 | 11  | 23  | 7   | 13  | 9   | 10  |
| 2025 | 34  | 11   | 12   | 5    | 2    | 37:14 | 12  | 24  | 5   | 12  | 11  | 11  |
| 2026 | 20  | 7    | 9    | 2    | 2    | 34:02 | 8   | 16  | 2   | 6   | 3   | 3   |

## MILESTONES REACHED

| Mark           | Opponent    | Date      | Game # |
|----------------|-------------|-----------|--------|
| 1st Point      | Los Angeles | 5/26/2019 | 1      |
| 1,000th Point  | Los Angeles | 5/23/2022 | 96     |
| 2,000th Point  | Chicago     | 8/24/2023 | 156    |
| 3,000th Point  | @ New York  | 7/8/2025  | 218    |
| 500th Assist   | New York    | 6/29/2023 | 137    |
| 1,000th Assist | Minnesota   | 9/4/2025  | 240    |
| 500th Rebound  | Minnesota   | 5/28/2023 | 126    |
| 200th Steal    | New York    | 8/17/2024 | 186    |

## UPCOMING MILESTONES

| Mark  | Category | Current | Needs |
|-------|----------|---------|-------|
| 3,500 | Points   | 3,455   | 45    |
| 300   | Steals   | 276     | 24    |

## 10+ REBOUNDS & ASSISTS GAMES

| YEAR          | REB      |          | ASTS     |          | DUB-DUBS |          | TRIP-DUB |  |
|---------------|----------|----------|----------|----------|----------|----------|----------|--|
|               | 10+      | 10+      | PT/REB   | PT/AST   | REB/AST  | P/R/A    |          |  |
| 2019          | 1        | 1        | 0        | 0        | 1        | 0        |          |  |
| 2020          | 0        | 0        | 0        | 0        | 0        | 0        |          |  |
| 2021          | 2        | 0        | 2        | 0        | 0        | 0        |          |  |
| 2022          | 0        | 0        | 0        | 0        | 0        | 0        |          |  |
| 2023          | 1        | 0        | 1        | 0        | 0        | 0        |          |  |
| 2024          | 0        | 5        | 0        | 5        | 0        | 0        |          |  |
| 2025          | 2        | 3        | 0        | 1        | 0        | 2        |          |  |
| 2026          | 0        | 0        | 0        | 0        | 0        | 0        |          |  |
| <b>Totals</b> | <b>6</b> | <b>9</b> | <b>3</b> | <b>6</b> | <b>1</b> | <b>2</b> |          |  |

## 10+ POINT GAMES

| YEAR          | SCORING    |           |          |
|---------------|------------|-----------|----------|
|               | 10+        | 20+       | 30+      |
| 2019          | 7          | 0         | 0        |
| 2020          | 12         | 2         | 0        |
| 2021          | 21         | 4         | 0        |
| 2022          | 30         | 11        | 0        |
| 2023          | 37         | 15        | 1        |
| 2024          | 29         | 11        | 2        |
| 2025          | 38         | 14        | 2        |
| 2026          | 3          | 1         | 0        |
| <b>Totals</b> | <b>177</b> | <b>58</b> | <b>5</b> |

## CAREER REGULAR SEASON STATISTICS

| YEAR          | TM  | G          | GS         | MP          | FG          | FGA         | FG%         | 3P         | 3PA        | 3P%         | 2P         | 2PA         | 2P%         | eFG%        | FT         | FTA        | FT%         | OR         | DR         | REB         | RPG        | A           | S          | B         | TO         | PF         | PTS         | PPG         |
|---------------|-----|------------|------------|-------------|-------------|-------------|-------------|------------|------------|-------------|------------|-------------|-------------|-------------|------------|------------|-------------|------------|------------|-------------|------------|-------------|------------|-----------|------------|------------|-------------|-------------|
| 2019          | LVA | 34         | 34         | 767         | 76          | 236         | .322        | 14         | 44         | .318        | 62         | 192         | .323        | .352        | 59         | 73         | .808        | 23         | 88         | 111         | 3.3        | 153         | 26         | 12        | 53         | 47         | 225         | 6.6         |
| 2020          | LVA | 22         | 0          | 568         | 93          | 189         | .492        | 3          | 13         | .231        | 90         | 176         | .511        | .500        | 52         | 61         | .852        | 18         | 77         | 95          | 4.3        | 67          | 15         | 2         | 35         | 39         | 241         | 11.0        |
| 2021          | LVA | 32         | 32         | 1018        | 155         | 307         | .505        | 5          | 20         | .250        | 150        | 287         | .523        | .513        | 75         | 90         | .833        | 21         | 110        | 130         | 4.1        | 103         | 36         | 11        | 47         | 58         | 390         | 12.2        |
| 2022          | LVA | 34         | 34         | 1129        | 191         | 401         | .476        | 50         | 116        | .431        | 141        | 285         | .495        | .539        | 110        | 128        | .859        | 43         | 105        | 148         | 4.4        | 132         | 48         | 8         | 43         | 81         | 542         | 15.9        |
| 2023          | LVA | 40         | 40         | 1259        | 249         | 476         | .523        | 89         | 198        | .449        | 160        | 278         | .576        | .617        | 117        | 135        | .867        | 26         | 134        | 160         | 4.0        | 151         | 52         | 5         | 70         | 80         | 704         | 17.6        |
| 2024          | LVA | 37         | 37         | 1205        | 201         | 467         | .430        | 70         | 208        | .337        | 131        | 259         | .506        | .505        | 111        | 128        | .867        | 26         | 135        | 161         | 4.4        | 197         | 37         | 8         | 78         | 92         | 583         | 15.8        |
| 2025          | LVA | 44         | 44         | 1337        | 260         | 549         | .474        | 80         | 224        | .357        | 180        | 325         | .554        | .546        | 127        | 142        | .894        | 52         | 144        | 196         | 4.5        | 226         | 57         | 18        | 98         | 106        | 727         | 16.5        |
| 2026          | LVA | 5          | 5          | 148         | 23          | 65          | .354        | 4          | 20         | .200        | 19         | 45          | .422        | .385        | 6          | 7          | .857        | 4          | 21         | 25          | 5.0        | 31          | 5          | 3         | 10         | 11         | 56          | 11.2        |
| <b>Career</b> |     | <b>248</b> | <b>226</b> | <b>7428</b> | <b>1248</b> | <b>2687</b> | <b>.464</b> | <b>315</b> | <b>842</b> | <b>.374</b> | <b>933</b> | <b>1845</b> | <b>.506</b> | <b>.523</b> | <b>657</b> | <b>764</b> | <b>.860</b> | <b>212</b> | <b>814</b> | <b>1026</b> | <b>4.1</b> | <b>1060</b> | <b>276</b> | <b>67</b> | <b>434</b> | <b>514</b> | <b>3468</b> | <b>14.0</b> |





**NOT A LOT TO DO HERE, TAKE A MOMENT TO CONTEMPLATE ALIENS  
IN THE UNIVERSE. ARE THEY REAL? WHAT DO THEY WANT WITH US?  
ARE ALL OF THEM NAMED PAUL?**



# LAS VEGAS ACES GAME NOTES (STATS/RANKINGS THROUGH GAMES OF MAY 22, 2026)

## ACES 2026 GAME-BY-GAME STATS

### 2026 REGULAR SEASON (4-1)

| HIGH/LOWS                      | PTS | FGM | FGA | FG%  | 3PM | 3PA | 3P%  | FTM | FTA | FT%  | ORB | DRB | REB | AT | TO | ST | BK | PF | +/- |
|--------------------------------|-----|-----|-----|------|-----|-----|------|-----|-----|------|-----|-----|-----|----|----|----|----|----|-----|
| High (lows listed for TO, PF)  | 105 | 43  | 73  | 62.3 | 10  | 27  | 46.2 | 25  | 32  | 78.1 | 12  | 34  | 46  | 28 | 13 | 11 | 10 | 15 | 29  |
| Lows (highs listed for TO, PF) | 66  | 29  | 58  | 40.8 | 4   | 13  | 21.1 | 4   | 8   | 50.0 | 3   | 25  | 28  | 19 | 18 | 5  | 6  | 23 | -33 |

| GAME               | W/L | MIN | PTS | FGM | FGA | FG%  | 3PM | 3PA | 3P%  | FTM | FTA | FT%  | ORB | DRB | REB | AT | TO | ST | BK | PF | +/- |  |
|--------------------|-----|-----|-----|-----|-----|------|-----|-----|------|-----|-----|------|-----|-----|-----|----|----|----|----|----|-----|--|
| 5/09 - LVA vs PHX# | L   | 40  | 66  | 29  | 71  | 40.8 | 4   | 19  | 21.1 | 4   | 8   | 50.0 | 6   | 29  | 35  | 19 | 17 | 5  | 8  | 15 | -33 |  |
| 5/10 - LVA @ LAS   | W   | 40  | 105 | 43  | 69  | 62.3 | 7   | 20  | 35.0 | 12  | 17  | 70.6 | 6   | 25  | 31  | 28 | 15 | 11 | 10 | 16 | 27  |  |
| 5/13 - LVA @ CON   | W   | 40  | 98  | 39  | 72  | 54.2 | 5   | 16  | 31.3 | 15  | 21  | 71.4 | 12  | 34  | 46  | 21 | 16 | 9  | 6  | 19 | 29  |  |
| 5/15 - LVA @ CON   | W   | 40  | 101 | 35  | 58  | 60.3 | 6   | 13  | 46.2 | 25  | 32  | 78.1 | 3   | 25  | 28  | 24 | 18 | 6  | 6  | 18 | 7   |  |
| 5/17 - LVA @ ATL   | W   | 40  | 85  | 31  | 73  | 42.5 | 10  | 27  | 37.0 | 13  | 17  | 76.5 | 6   | 32  | 38  | 21 | 13 | 5  | 8  | 23 | 1   |  |
| 5/23 - LVA vs LAS  |     |     |     |     |     |      |     |     |      |     |     |      |     |     |     |    |    |    |    |    |     |  |
| 5/28 - LVA @ DAL   |     |     |     |     |     |      |     |     |      |     |     |      |     |     |     |    |    |    |    |    |     |  |
| 5/31 - LVA @ GSV   |     |     |     |     |     |      |     |     |      |     |     |      |     |     |     |    |    |    |    |    |     |  |
| 6/02 - LVA @ LAS^  |     |     |     |     |     |      |     |     |      |     |     |      |     |     |     |    |    |    |    |    |     |  |
| 6/06 - LVA vs GSV^ |     |     |     |     |     |      |     |     |      |     |     |      |     |     |     |    |    |    |    |    |     |  |
| 6/08 - LVA vs SEA^ |     |     |     |     |     |      |     |     |      |     |     |      |     |     |     |    |    |    |    |    |     |  |
| 6/11 - LVA @ PDX^  |     |     |     |     |     |      |     |     |      |     |     |      |     |     |     |    |    |    |    |    |     |  |
| 6/13 - LVA vs MIN^ |     |     |     |     |     |      |     |     |      |     |     |      |     |     |     |    |    |    |    |    |     |  |
| 6/15 - LVA @ DAL^  |     |     |     |     |     |      |     |     |      |     |     |      |     |     |     |    |    |    |    |    |     |  |
| 6/17 - LVA @ PHX^  |     |     |     |     |     |      |     |     |      |     |     |      |     |     |     |    |    |    |    |    |     |  |
| 6/21 - LVA vs GSV  |     |     |     |     |     |      |     |     |      |     |     |      |     |     |     |    |    |    |    |    |     |  |
| 6/23 - LVA vs NYL  |     |     |     |     |     |      |     |     |      |     |     |      |     |     |     |    |    |    |    |    |     |  |
| 6/25 - LVA vs DAL  |     |     |     |     |     |      |     |     |      |     |     |      |     |     |     |    |    |    |    |    |     |  |
| 6/28 - LVA @ CHI   |     |     |     |     |     |      |     |     |      |     |     |      |     |     |     |    |    |    |    |    |     |  |
| 7/03 - LVA vs CHI# |     |     |     |     |     |      |     |     |      |     |     |      |     |     |     |    |    |    |    |    |     |  |
| 7/05 - LVA vs IND# |     |     |     |     |     |      |     |     |      |     |     |      |     |     |     |    |    |    |    |    |     |  |
| 7/09 - LVA @ PDX   |     |     |     |     |     |      |     |     |      |     |     |      |     |     |     |    |    |    |    |    |     |  |
| 7/11 - LVA vs PHX  |     |     |     |     |     |      |     |     |      |     |     |      |     |     |     |    |    |    |    |    |     |  |
| 7/12 - LVA vs IND  |     |     |     |     |     |      |     |     |      |     |     |      |     |     |     |    |    |    |    |    |     |  |
| 7/20 - LVA vs TOR  |     |     |     |     |     |      |     |     |      |     |     |      |     |     |     |    |    |    |    |    |     |  |
| 7/22 - LVA @ WAS   |     |     |     |     |     |      |     |     |      |     |     |      |     |     |     |    |    |    |    |    |     |  |
| 7/28 - LVA vs PDX  |     |     |     |     |     |      |     |     |      |     |     |      |     |     |     |    |    |    |    |    |     |  |
| 7/30 - LVA vs NYL  |     |     |     |     |     |      |     |     |      |     |     |      |     |     |     |    |    |    |    |    |     |  |
| 8/01 - LVA @ CHI   |     |     |     |     |     |      |     |     |      |     |     |      |     |     |     |    |    |    |    |    |     |  |
| 8/03 - LVA @ ATL   |     |     |     |     |     |      |     |     |      |     |     |      |     |     |     |    |    |    |    |    |     |  |
| 8/06 - LVA @ IND   |     |     |     |     |     |      |     |     |      |     |     |      |     |     |     |    |    |    |    |    |     |  |
| 8/08 - LVA @ MIN   |     |     |     |     |     |      |     |     |      |     |     |      |     |     |     |    |    |    |    |    |     |  |
| 8/09 - LVA @ NYL   |     |     |     |     |     |      |     |     |      |     |     |      |     |     |     |    |    |    |    |    |     |  |
| 8/11 - LVA vs WAS  |     |     |     |     |     |      |     |     |      |     |     |      |     |     |     |    |    |    |    |    |     |  |
| 8/13 - LVA vs MIN  |     |     |     |     |     |      |     |     |      |     |     |      |     |     |     |    |    |    |    |    |     |  |
| 8/18 - LVA vs ATL  |     |     |     |     |     |      |     |     |      |     |     |      |     |     |     |    |    |    |    |    |     |  |
| 8/20 - LVA vs CON  |     |     |     |     |     |      |     |     |      |     |     |      |     |     |     |    |    |    |    |    |     |  |
| 8/23 - LVA @ TOR&  |     |     |     |     |     |      |     |     |      |     |     |      |     |     |     |    |    |    |    |    |     |  |
| 8/28 - LVA vs TOR  |     |     |     |     |     |      |     |     |      |     |     |      |     |     |     |    |    |    |    |    |     |  |
| 9/17 - LVA @ SEA   |     |     |     |     |     |      |     |     |      |     |     |      |     |     |     |    |    |    |    |    |     |  |
| 9/20 - LVA vs SEA  |     |     |     |     |     |      |     |     |      |     |     |      |     |     |     |    |    |    |    |    |     |  |
| 9/22 - LVA vs LAS  |     |     |     |     |     |      |     |     |      |     |     |      |     |     |     |    |    |    |    |    |     |  |
| 9/24 - LVA @ PHX   |     |     |     |     |     |      |     |     |      |     |     |      |     |     |     |    |    |    |    |    |     |  |

# - T-Mobile Arena

^ - Commissioner's Cup game

& - Played in Vancouver, BC

## 2026 LAS VEGAS ACES STATISTICS (4-1)

| PLAYER           | GP-GS    | MIN         | FGM-FGA          | FG%         | 3-POINT       |             |                 | --- REBOUNDS --- |           |            |                 |            |             |           | PTS/AVG   |           |                 |
|------------------|----------|-------------|------------------|-------------|---------------|-------------|-----------------|------------------|-----------|------------|-----------------|------------|-------------|-----------|-----------|-----------|-----------------|
|                  |          |             |                  |             | FGM-FGA       | FG%         | FTM-FTA         | FT%              | OFF       | DEF        | TOT/AVG         | AST        | PF-DQ       | STL       |           | TO        | BLK             |
| Wilson, A        | 5-5      | 137:41      | 44 - 74          | 59.5        | 6-9           | 66.7        | 31 - 37         | 83.8             | 5         | 23         | 28/5.6          | 12         | 12-0        | 4         | 13        | 10        | 125/25.0        |
| Carter, C        | 5-0      | 107:01      | 39 - 58          | 67.2        | 3-8           | 37.5        | 16 - 22         | 72.7             | 4         | 10         | 14/2.8          | 10         | 15-0        | 8         | 12        | 1         | 97/19.4         |
| Gray, C          | 5-5      | 144:23      | 23 - 43          | 53.5        | 13-23         | 56.5        | 1 - 1           | 100              | 1         | 21         | 22/4.4          | 33         | 6-0         | 3         | 19        | 4         | 60/12.0         |
| Young, J         | 5-5      | 148:14      | 23 - 65          | 35.4        | 4-20          | 20.0        | 6 - 7           | 85.7             | 4         | 21         | 25/5.0          | 31         | 11-0        | 5         | 10        | 3         | 56/11.2         |
| Smith, N         | 5-5      | 91:53       | 19 - 27          | 70.4        | 0-1           | 0.0         | 8 - 17          | 47.1             | 9         | 18         | 27/5.4          | 6          | 18-0        | 2         | 4         | 5         | 46/9.2          |
| Loyd, J          | 5-0      | 134:07      | 12 - 37          | 32.4        | 6-24          | 25.0        | 2 - 4           | 50.0             | 0         | 16         | 16/3.2          | 8          | 13-0        | 4         | 5         | 2         | 32/6.4          |
| Parker-Tyus, C   | 5-0      | 56:00       | 8 - 15           | 53.3        | 0-2           | 0.0         | 4 - 5           | 80.0             | 4         | 8          | 12/2.4          | 3          | 6-0         | 2         | 4         | 6         | 20/4.0          |
| Talbot, S        | 5-5      | 88:29       | 7 - 14           | 50.0        | 0-5           | 0.0         | 1 - 2           | 50.0             | 1         | 11         | 12/2.4          | 7          | 5-0         | 4         | 4         | 2         | 15/3.0          |
| Turner, B        | 5-0      | 56:38       | 2 - 3            | 66.7        | 0-0           | 0.0         | 0 - 0           | 0.0              | 5         | 10         | 15/3.0          | 1          | 4-0         | 3         | 3         | 4         | 4/0.8           |
| Bell, K          | 3-0      | 35:34       | 0 - 7            | 0.0         | 0-3           | 0.0         | 0 - 0           | 0.0              | 0         | 7          | 7/2.3           | 2          | 1-0         | 1         | 2         | 1         | 0/0.0           |
| <b>ACES</b>      | <b>5</b> | <b>1000</b> | <b>177 - 343</b> | <b>51.6</b> | <b>32-95</b>  | <b>33.7</b> | <b>69 - 95</b>  | <b>72.6</b>      | <b>33</b> | <b>145</b> | <b>223/44.6</b> | <b>113</b> | <b>91-0</b> | <b>36</b> | <b>79</b> | <b>38</b> | <b>455/91.0</b> |
| <b>OPPONENTS</b> | <b>5</b> | <b>1000</b> | <b>153 - 379</b> | <b>40.4</b> | <b>37-116</b> | <b>31.9</b> | <b>81 - 107</b> | <b>75.7</b>      | <b>52</b> | <b>123</b> | <b>221/44.2</b> | <b>89</b>  | <b>95-0</b> | <b>45</b> | <b>67</b> | <b>14</b> | <b>424/84.8</b> |


| PLAYER         | -----SINGLE GAME HIGHS----- |     |     |     |    |     |     | -----AVERAGE PER GAME----- |     |     |      |     |      |      | -----AVERAGE PER 48 MIN----- |     |      |     |      |      |  |
|----------------|-----------------------------|-----|-----|-----|----|-----|-----|----------------------------|-----|-----|------|-----|------|------|------------------------------|-----|------|-----|------|------|--|
|                | MIN                         | REB | AST | STL | TO | BLK | PTS | MIN                        | REB | AST | STL  | TO  | BLK  | PTS  | REB                          | AST | STL  | TO  | BLK  | PTS  |  |
| Wilson, A      | 32:13                       | 11  | 4   | 2   | 4  | 2   | 45  | 27.5                       | 5.6 | 2.4 | 0.80 | 2.6 | 2.00 | 25.0 | 8.1                          | 3.5 | 1.16 | 3.8 | 2.91 | 36.3 |  |
| Carter, C      | 25:08                       | 8   | 4   | 2   | 4  | 1   | 27  | 21.4                       | 2.8 | 2.0 | 1.60 | 2.4 | 0.20 | 19.4 | 5.2                          | 3.7 | 2.99 | 4.5 | 0.37 | 36.3 |  |
| Gray, C        | 32:40                       | 7   | 10  | 1   | 6  | 2   | 21  | 28.9                       | 4.4 | 6.6 | 0.60 | 3.8 | 0.80 | 12.0 | 6.1                          | 9.1 | 0.83 | 5.3 | 1.11 | 16.6 |  |
| Young, J       | 34:02                       | 7   | 9   | 2   | 4  | 2   | 20  | 29.6                       | 5.0 | 6.2 | 1.00 | 2.0 | 0.60 | 11.2 | 6.7                          | 8.4 | 1.35 | 2.7 | 0.81 | 15.1 |  |
| Smith, N       | 21:03                       | 6   | 2   | 2   | 2  | 2   | 13  | 18.4                       | 5.4 | 1.2 | 0.40 | 0.8 | 1.00 | 9.2  | 11.8                         | 2.6 | 0.87 | 1.7 | 2.18 | 20.0 |  |
| Loyd, J        | 29:29                       | 5   | 3   | 1   | 2  | 1   | 11  | 26.8                       | 3.2 | 1.6 | 0.80 | 1.0 | 0.40 | 6.4  | 4.8                          | 2.4 | 1.19 | 1.5 | 0.60 | 9.5  |  |
| Parker-Tyus, C | 17:39                       | 5   | 1   | 1   | 2  | 2   | 10  | 11.2                       | 2.4 | 0.6 | 0.40 | 0.8 | 1.20 | 4.0  | 8.6                          | 2.1 | 1.43 | 2.9 | 4.29 | 14.3 |  |
| Talbot, S      | 21:50                       | 5   | 3   | 3   | 2  | 2   | 8   | 17.7                       | 2.4 | 1.4 | 0.80 | 0.8 | 0.40 | 3.0  | 5.4                          | 3.2 | 1.81 | 1.8 | 0.90 | 6.8  |  |
| Turner, B      | 17:32                       | 6   | 1   | 2   | 2  | 2   | 4   | 11.3                       | 3.0 | 0.2 | 0.60 | 0.6 | 0.80 | 0.8  | 10.6                         | 0.7 | 2.12 | 2.1 | 2.83 | 2.8  |  |
| Bell, K        | 19:00                       | 6   | 1   | 1   | 2  | 1   | 0   | 11.9                       | 2.3 | 0.7 | 0.33 | 0.7 | 0.33 | 0.0  | 7.9                          | 2.2 | 1.12 | 2.2 | 1.12 | 0.0  |  |

## 2026 LOS ANGELES SPARKS STATISTICS (2-3)

| PLAYER           | GP-GS    | MIN         | FGM-FGA          | FG%         | 3-POINT       |             |                  | --- REBOUNDS --- |           |            |                 |            |              |           | PTS/AVG   |           |                 |
|------------------|----------|-------------|------------------|-------------|---------------|-------------|------------------|------------------|-----------|------------|-----------------|------------|--------------|-----------|-----------|-----------|-----------------|
|                  |          |             |                  |             | FGM-FGA       | FG%         | FTM-FTA          | FT%              | OFF       | DEF        | TOT/AVG         | AST        | PF-DQ        | STL       |           | TO        | BLK             |
| Plum, K          | 5-5      | 174:19      | 44 - 78          | 56.4        | 14-34         | 41.2        | 21 - 27          | 77.8             | 1         | 6          | 7/1.4           | 29         | 16-0         | 6         | 17        | 0         | 123/24.6        |
| Hamby, D         | 5-5      | 148:58      | 32 - 51          | 62.7        | 3-7           | 42.9        | 28 - 35          | 80.0             | 13        | 31         | 44/8.8          | 12         | 16-0         | 6         | 10        | 0         | 95/19.0         |
| Ogwumike, N      | 5-5      | 158:08      | 29 - 52          | 55.8        | 9-14          | 64.3        | 11 - 13          | 84.6             | 6         | 27         | 33/6.6          | 10         | 9-0          | 6         | 10        | 1         | 78/15.6         |
| Burrell, R       | 5-4      | 131:44      | 15 - 33          | 45.5        | 5-14          | 35.7        | 7 - 8            | 87.5             | 5         | 8          | 13/2.6          | 8          | 14-1         | 3         | 11        | 0         | 42/8.4          |
| Brink, C         | 5-0      | 80:57       | 13 - 22          | 59.1        | 1-6           | 16.7        | 13 - 18          | 72.2             | 6         | 12         | 18/3.6          | 5          | 19-1         | 3         | 14        | 9         | 40/8.0          |
| Atkins, A        | 3-3      | 71:33       | 7 - 24           | 29.2        | 3-14          | 21.4        | 4 - 5            | 80.0             | 3         | 4          | 7/2.3           | 7          | 10-0         | 7         | 7         | 1         | 21/7.0          |
| Wheeler, E       | 5-3      | 127:55      | 8 - 34           | 23.5        | 3-16          | 18.8        | 4 - 5            | 80.0             | 2         | 5          | 7/1.4           | 23         | 17-0         | 7         | 8         | 1         | 23/4.6          |
| Martin, K        | 3-0      | 25:44       | 4 - 9            | 44.4        | 3-7           | 42.9        | 0 - 0            | 0.0              | 0         | 1          | 1/0.3           | 0          | 1-0          | 1         | 1         | 0         | 11/3.7          |
| Cannon, E        | 1-0      | 01:52       | 1 - 1            | 100         | 1-1           | 100         | 0 - 0            | 0.0              | 0         | 0          | 0/0.0           | 0          | 1-0          | 0         | 2         | 0         | 3/3.0           |
| Park, J          | 3-0      | 20:21       | 1 - 4            | 25.0        | 0-2           | 0.0         | 2 - 2            | 100              | 1         | 1          | 2/0.7           | 3          | 6-0          | 1         | 0         | 0         | 4/1.3           |
| Gray, C          | 5-0      | 46:54       | 3 - 11           | 27.3        | 0-6           | 0.0         | 0 - 0            | 0.0              | 0         | 4          | 4/0.8           | 2          | 6-0          | 0         | 2         | 0         | 6/1.2           |
| Latson, T        | 3-0      | 08:38       | 1 - 2            | 50.0        | 0-1           | 0.0         | 0 - 0            | 0.0              | 0         | 1          | 1/0.3           | 0          | 0-0          | 0         | 2         | 0         | 2/0.7           |
| Feagin, S        | 1-0      | 02:59       | 0 - 0            | 0.0         | 0-0           | 0.0         | 0 - 0            | 0.0              | 0         | 0          | 0/0.0           | 0          | 1-0          | 0         | 0         | 0         | 0/0.0           |
| <b>SPARKS</b>    | <b>5</b> | <b>1000</b> | <b>158 - 321</b> | <b>49.2</b> | <b>42-122</b> | <b>34.4</b> | <b>90 - 113</b>  | <b>79.6</b>      | <b>37</b> | <b>100</b> | <b>192/38.4</b> | <b>99</b>  | <b>116-2</b> | <b>40</b> | <b>85</b> | <b>12</b> | <b>448/89.6</b> |
| <b>OPPONENTS</b> | <b>5</b> | <b>1000</b> | <b>163 - 332</b> | <b>49.1</b> | <b>45-132</b> | <b>34.1</b> | <b>110 - 129</b> | <b>85.3</b>      | <b>44</b> | <b>104</b> | <b>182/36.4</b> | <b>107</b> | <b>115-2</b> | <b>48</b> | <b>71</b> | <b>22</b> | <b>481/96.2</b> |

| PLAYER      | -----SINGLE GAME HIGHS----- |     |     |     |    |     |     | -----AVERAGE PER GAME----- |     |     |      |     |      |      | -----AVERAGE PER 48 MIN----- |     |      |      |      |      |  |
|-------------|-----------------------------|-----|-----|-----|----|-----|-----|----------------------------|-----|-----|------|-----|------|------|------------------------------|-----|------|------|------|------|--|
|             | MIN                         | REB | AST | STL | TO | BLK | PTS | MIN                        | REB | AST | STL  | TO  | BLK  | PTS  | REB                          | AST | STL  | TO   | BLK  | PTS  |  |
| Plum, K     | 36:44                       | 4   | 9   | 3   | 5  | 0   | 28  | 34.9                       | 1.4 | 5.8 | 1.20 | 3.4 | 0.00 | 24.6 | 1.6                          | 6.7 | 1.38 | 3.9  | 0.00 | 28.2 |  |
| Hamby, D    | 31:59                       | 15  | 4   | 3   | 4  | 0   | 27  | 29.8                       | 8.8 | 2.4 | 1.20 | 2.0 | 0.00 | 19.0 | 11.8                         | 3.2 | 1.61 | 2.7  | 0.00 | 25.5 |  |
| Ogwumike, N | 32:48                       | 10  | 3   | 3   | 3  | 1   | 20  | 31.6                       | 6.6 | 2.0 | 1.20 | 2.0 | 0.20 | 15.6 | 8.3                          | 2.5 | 1.52 | 2.5  | 0.25 | 19.7 |  |
| Burrell, R  | 35:18                       | 5   | 2   | 2   | 5  | 0   | 13  | 26.3                       | 2.6 | 1.6 | 0.60 | 2.2 | 0.00 | 8.4  | 3.9                          | 2.4 | 0.91 | 3.3  | 0.00 | 12.8 |  |
| Brink, C    | 19:12                       | 5   | 2   | 1   | 6  | 3   | 12  | 16.2                       | 3.6 | 1.0 | 0.60 | 2.8 | 1.80 | 8.0  | 8.9                          | 2.5 | 1.48 | 6.9  | 4.45 | 19.8 |  |
| Atkins, A   | 31:45                       | 4   | 3   | 3   | 3  | 1   | 11  | 23.9                       | 2.3 | 2.3 | 2.33 | 2.3 | 0.33 | 7.0  | 3.9                          | 3.9 | 3.91 | 3.9  | 0.56 | 11.7 |  |
| Wheeler, E  | 32:35                       | 2   | 7   | 3   | 3  | 1   | 10  | 25.6                       | 1.4 | 4.6 | 1.40 | 1.6 | 0.20 | 4.6  | 2.2                          | 7.2 | 2.19 | 2.5  | 0.31 | 7.2  |  |
| Martin, K   | 18:05                       | 1   | 0   | 1   | 1  | 0   | 11  | 8.6                        | 0.3 | 0.0 | 0.33 | 0.3 | 0.00 | 3.7  | 1.6                          | 0.0 | 1.55 | 1.6  | 0.00 | 17.1 |  |
| Cannon, E   | 01:52                       | 0   | 0   | 0   | 2  | 0   | 3   | 1.9                        | 0.0 | 0.0 | 0.00 | 2.0 | 0.00 | 3.0  | 0.0                          | 0.0 | 0.00 | 42.9 | 0.00 | 64.3 |  |
| Park, J     | 10:56                       | 1   | 2   | 1   | 0  | 0   | 2   | 6.8                        | 0.7 | 1.0 | 0.33 | 0.0 | 0.00 | 1.3  | 3.9                          | 5.9 | 1.97 | 0.0  | 0.00 | 7.9  |  |
| Gray, C     | 15:53                       | 1   | 1   | 0   | 1  | 0   | 4   | 9.4                        | 0.8 | 0.4 | 0.00 | 0.4 | 0.00 | 1.2  | 3.4                          | 1.7 | 0.00 | 1.7  | 0.00 | 5.1  |  |
| Latson, T   | 04:42                       | 1   | 0   | 0   | 1  | 0   | 2   | 2.9                        | 0.3 | 0.0 | 0.00 | 0.7 | 0.00 | 0.7  | 4.6                          | 0.0 | 0.00 | 9.3  | 0.00 | 9.3  |  |
| Feagin, S   | 02:59                       | 0   | 0   | 0   | 0  | 0   | 0   | 3.0                        | 0.0 | 0.0 | 0.00 | 0.0 | 0.00 | 0.0  | 0.0                          | 0.0 | 0.00 | 0.0  | 0.00 | 0.0  |  |

# LAS VEGAS ACES | MEDIA CHEAT SHEET




**0**  
**JACKIE YOUNG**  
 Guard | 6-0 | 165  
 Notre Dame | 8th Year



**1**  
**KIERSTAN BELL**  
 Guard | 6-1 | 176  
 FGCU | 5th Year



**2**  
**JANIAH BARKER**  
 Forward | 6-4 | 176  
 Tennessee | Rookie



**3**  
**NALYSSA SMITH**  
 Forward | 6-4 | 185  
 Baylor | 5th Year



**7**  
**STEPHANIE TALBOT**  
 F | 6-2 | 192  
 Adelaide, Australia | 8th year



**11**  
**DANA EVANS**  
 Guard | 5-6 | 145  
 Louisville | 6th Year



**12**  
**CHELSEA GRAY**  
 Guard | 5-11 | 170  
 Duke | 12th Year



**21**  
**BRIANNA TURNER**  
 Forward | 6-3 | 175  
 Notre Dame | 8th Year




**22**  
**A'JA WILSON**  
 Center | 6-4 | 195  
 South Carolina | 9th Year



**23**  
**CHENNEDY CARTER**  
 Guard | 5-9 | 143  
 Texas A&M | 5th Year



**24**  
**JEWELL LOYD**  
 Guard | 5-11 | 175  
 12th Year



**32**  
**CHEYENNE PARKER-TYUS**  
 F | 6-4 | 193  
 Middle Tenn. | 12th Year



**BECKY HAMMON**  
 Head Coach



**CHARLENE THOMAS-SWINSON**  
 Assistant Coach



**TY ELLIS**  
 Assistant Coach



**LARRY LEWIS**  
 Assistant Coach



**NOLA HENRY**  
 Assistant Coach

Head Coach: Becky Hammon  
 Assistant Coach: Charlene Thomas-Swinson  
 Assistant Coach: Ty Ellis  
 Assistant Coach: Larry Lewis  
 Assistant Coach: Nola Henry  
 Player Development Coach: Micah Fraction  
 Director of Health and Performance: Ciara Burgi  
 Lead Rehabilitation Specialist: Jerrica Thomas  
 Lead Athletic Trainer: Bryson Creer  
 Lead Performance Coach & Assistant ATC: Matt Comer  
 Manager, Basketball Operations: Anna Gomez  
 Head Equipment Manager: Dashaun Jackson  
 Basketball Operations Coordinator: Rashaad Zimmerman  
 Assistant Player Development Coach: PJ Savoy Jr.

## PRONUNCIATION GUIDE

Janiah (juh-NIGH-uh) Barker  
 Kierstan (KEER-stin) Bell  
 Chennedy (KEN-eh-dee) Carter  
 Brianna (BREE-ah-nah) Turner  
 A'ja (A-zhuh - like the continent, Asia) Wilson

## STAFF

Ciara (c-AIR-uh - like the Sierra mountains) Burgi (BURR-ghee)