



# LAS VEGAS ACES VS LOS ANGELES



Sunday, May 10, 2026 | Crypto.com Arena | Los Angeles

3 pm PDT | TV: ION & Vegas 34-The Spot

Game No. 2 | Away Game No. 1

## SCHEDULE & RESULTS

## HOLE CARDS

Date	Opponent	W/L	Score
4/26	Japan (pre)	W	94-78
5/3	@ *Dallas (pre)	L	101-84

MAY (0-1)			
9	%Phoenix	L	99-66
10	@ Los Angeles	USA/The Spot	3 pm
13	@ Connecticut	USA/The Spot	5 pm
15	@ Connecticut	The Spot	4:30 pm
17	@ Atlanta	NBC	12 pm
23	Los Angeles	CBS	5 pm
28	@ Dallas	Prime	5 pm
31	@ Golden State	NBC	12:30 pm

JUNE (0-0)			
2	@ ^Los Angeles	The Spot	7 pm
6	^Golden State	ABC	12 pm
8	^Seattle	USA/The Spot	7 pm
11	@ ^Portland	The Spot	7 pm
13	^Minnesota	CBS	5 pm
15	@ ^Dallas	USA/The Spot	5 pm
17	@ ^Phoenix	USA/The Spot	7 pm
21	Golden State	CBS	1 pm
23	New York	USA/The Spot	7 pm
25	Dallas	NBA TV/The Spot	7 pm
28	@ Chicago	CBS	1 pm

JULY (0-0)			
3	% Chicago	ION	7 pm
5	% Indiana	ESPN	4 pm
9	@ Portland	The Spot	7 pm
11	Phoenix	Peacock/The Spot	1 pm
12	Indiana	NBC	6 pm
20	@ Toronto	Peacock/The Spot	5 pm
22	@ Washington	The Spot	4:30 pm
25	2026 All-Star Game @ Chicago		
28	Portland	The Spot	7 pm
30	New York	Prime	7 pm

AUGUST (0-0)			
1	@ Chicago	CBS	10 am
3	@ Atlanta	The Spot	4:30 pm
6	@ Indiana	Prime	4 pm
8	@ Minnesota	CBS	10 am
9	@ New York	ABC	9:30 am
11	Washington	The Spot	7 pm
13	Washington	Prime	7 pm
15	Minnesota	CBS	5 pm
18	Atlanta	The Spot	7 pm
20	Connecticut	The Spot	7 pm
23	@ &Toronto	The Spot	4 pm
28	Toronto	ION	7 pm
4-13	2026 FIBA World Cup @ Berlin		

SEPTEMBER (0-0)			
17	@ Seattle	USA/The Spot	7 pm
20	Seattle	USA/The Spot	6 pm
22	Los Angeles	ESPN	7 pm
24	@ Phoenix	USA/The Spot	7 pm

% at T-Mobile Arena  
& played in Vancouver, British Columbia  
^ Commissioner's Cup game  
\* played in Austin, Texas  
All times listed are Pacific Daylight Time

## ACES MEDIA RELATIONS

Caroline Williams, Director  
CWilliams@LasVegasAces.com | 725-289-8896  
Carly Ebisuya, Manager  
CEbisuya@LasVegasAces.com | 714-305-6808

# 0



### JACKIE YOUNG

G • 6-0 • 8th Year • Notre Dame '19

	G	PPG	RPG	APG	SPG	FG%	3P%	FT%	MIN
2026	1	12.0	6.0	3.0	0.0	.333	.333	---	25.0
Career	244	14.0	4.1	4.2	1.1	.466	.378	.860	29.9

2026 RS HIGHS: PT (12), REB (6), AST (3), STL (0), BLK (0), FGM (5), 3PM (2), FTM (0)

- 3x WNBA Champion
- 4x All-Star
- 2022 Most Improved
- 2x All-WNBA 2nd
- 2019 All-Rookie
- 2x Olympic gold (3x3 in 2020)

# 3



### NALYSSA SMITH

F • 6-4 • 5th Year • Baylor '22

	G	PPG	RPG	APG	BPG	FG%	3P%	FT%	MIN
2026	1	11.0	6.0	1.0	2.0	.571	---	.500	21.0
Career	149	11.3	7.1	1.1	0.6	.467	.326	.617	25.7

2026 RS HIGHS: PT (11), REB (6), AST (1), STL (0), BLK (2), FGM (4), 3PM (0), FTM (3)

- 2025 WNBA Champion
- 2022 All-Rookie

# 7



### STEPH TALBOT

G • 5-11 • 8th Year • Australia

	G	PPG	RPG	APG	SPG	FG%	3P%	FT%	MIN
2026	1	2.0	2.0	0.0	0.0	.167	.000	---	19.0
Career	238	4.3	2.6	1.6	0.6	.421	.347	.717	16.3

2026 RS HIGHS: PT (2), REB (2), AST (0), STL (0), BLK (0), FGM (1), 3PM (0), FTM (0)

- 2024 Olympic bronze
- 2018 World Cup silver
- 2022 World Cup bronze
- 3x Olympian
- 2020 WNBL MVP
- 2013 WNBL ROY
- 3x All-WNBA

# 12



### CHELSEA GRAY

G • 5-11 • 12th Year • Duke '14

	G	PPG	RPG	APG	SPG	FG%	3P%	FT%	MIN
2026	1	4.0	1.0	6.0	0.0	.333	.000	---	22.0
Career	370	11.9	3.2	5.1	1.2	.459	.379	.867	28.2

2026 RS HIGHS: PT (4), REB (1), AST (6), STL (0), BLK (2), FGM (2), 3PM (0), FTM (0)

- 4x WNBA Champion
- 2022 Finals MVP
- 6x All-Star
- 3x All-WNBA
- 2x Olympic gold
- 2022 World Cup Gold

# 22



### A'JA WILSON

C • 6-4 • 9th Year • South Carolina '18

	G	PPG	RPG	APG	BPG	FG%	3P%	FT%	MIN
2026	1	19.0	4.0	4.0	2.0	.533	.667	.500	24.0
Career	268	21.4	9.3	2.3	2.0	.498	.369	.821	31.2

2026 RS HIGHS: PT (19), REB (4), AST (4), STL (2), BLK (2), FGM (8), 3PM (2), FTM (1)

- 3x WNBA Champion
- 4x M'VP • 3x D'POY
- 2x Finals M'VP
- 7x All-Star
- 5x All-WNBA
- 2018 ROY & All-Rookie
- 2x Olympic gold
- 2x World Cup gold
- 2022 World Cup M'VP

## THE TURN

NO	NAME	POS	HGT	YR	G	MIN	FG%	3P%	FT%	REB	AST	PTS
1	Kierstan Bell	F	6-1	5th	1	19	.000	.000	---	6	1	0
2	Janiah Barker	F	6-4	R	DNP -- Injured							
11	Dana Evans	G	5-6	6th	DNP -- Injured							
21	Brianna Turner	F/C	6-3	8th	1	14	---	---	---	3	0	0
23	Chennedy Carter	G	5-9	5th	1	19	.625	---	---	2	2	10
24	Jewell Loyd	G	5-11	12th	1	24	.429	.000	---	1	2	6
32	Cheyenne Parker-Tyus	F	6-4	12th	1	12	.333	.000	---	4	0	2

## STREAKS (INCLUDES 2025)

Overall	L 1
Home	L 1
Road	W 6

## PENDING RECORDS & MILESTONES

- **3,500 Points:** Jackie Young (3,424 + 76)
- **4,500 Points:** Chelsea Gray (4,413 + 87)
- **6,000 Points:** A'ja Wilson (5,738 + 262)
- **1,500 Rebounds:** Cheyenne Parker-Tyus (1,428 + 72)
- **2,500 Rebounds:** A'ja Wilson (2,498 + 2)
- **2,000 Defensive Rebounds:** A'ja Wilson (1,974 + 26)
- **250 Blocks:** Cheyenne Parker-Tyus (249 + 1)
- **100 Games:** Kierstan Bell (99 + 1)
- **150 Games:** NaLyssa Smith (149 + 1)
- **250 Games:** Jackie Young (244 + 6)
- **A'ja Wilson (1,459)** needs 12 made free throws to move past **Tina Charles (1,471)** for No. 7 on the league's all-time list and **Jewell Loyd (1,344)** needs 9 to move past **Sylvia Fowles (1,352)** and into No. 16 on that list.

## GAME STATUS UPDATES (AS OF MAY 9)

Janiah Barker: out (concussion protocol)  
Dana Evans: out (left leg)

# CONGRATULATIONS!

If you are reading this, it means that you have made the wise decision to cover a WNBA game featuring the three-time WNBA Champion Las Vegas Aces. Odds are, you a member of one of the most prestigious media outlets in the nation, and a talented print, radio or television personality. Regardless of how these game notes came into your possession, welcome to year 9 of the Las Vegas Aces and year 30 of this storied franchise.

These Game Notes are designed to simplify your coverage of the Aces, but in a society that now likes to communicate in 140 ~~280~~ characters or less and 30-second Tik Tok videos, even a modest-sized set of Game Notes like this one can be intimidating.

Over the rest of this page, we will walk you through the complexities of this document to further enhance your ability to cover the most entertaining team in the WNBA.

Before we begin, we want you to know that we've gone interactive with notes again this year. **Embedded links will take you to the interweb page that contains more information on each note or tidbit of information. Click through to your heart's content!**

## Aces, Stars & Starzz Franchise History

For a robust franchise history, including yearly team recaps dating to 1997, the league's inaugural season, award winners, transactions, draft picks, season statistical leaders, etc., see the [Franchise History & Records page online](#).

## Aces Media Central

For quick links to the Aces credential portal, past game notes, WNBA media policies, 2025 Year in Review (as it happens) and other media-centric information, be sure to check out the [Aces Media Central page](#).

## Statistics

If all you need are our season statistics, just flip to the end of these notes. Both teams' stats are always located on the second to last page. We have decided not to include any box scores ~~because we are lazy~~ in an effort to rid the planet of unnecessary paper waste. All WNBA box scores (PDFs) are located online and can be downloaded here.

## Frequently Asked Questions

1) "I have found several typos in this document. Would you like to know about them?"

Yes, we would, but you should know that there are many people in the world who are not happy unless they find fault in the work of others. In an effort to boost their self-confidence, we have intentionally sprinkled several typos in this document to assist them, so we may already be aware of the typos of which you speak.

2) "I wish you would include [insert statistical note wish here] in your game notes."

Send us an email request and we'll try to add it to the notes package. After all, we are here to help you cover the Aces, and if there's something missing that will better help you do your job, please let us know!

## Epilogue

If you have any additional questions, please don't hesitate to reach out to the Aces media relations duo listed on Page 1. Thanks again for your interest in covering the Las Vegas Aces.

Your dedicated media relations team,

*Caroline & Carly*

## TABLE OF CONTENTS

1	Schedule/Results, Media Relations Contacts, Quick Hits
2	Welcome!
3	Aces Roster & Pronunciation Guide
4-5	Aces History vs. Opponent
6-11	Season Notes
12-13	Head Coach Becky Hammon
14-37	Aces Player Bios
38-40	Aces Game-by-Game Team Statistics
41	Aces & Opponent Cumulative Statistics
	OBC Media Cheat Sheet Roster

## FRANCHISE HISTORY

<b>All-Time Record</b> .....	485-494 (.495)
Utah Starzz (1997-2002) .....	87-99 (.444)
San Antonio Stars (2003-2017).....	204-306 (.400)
Las Vegas Aces (2018-2024).....	194-89 (.686)
<b>Postseason Appearances</b> .....	<b>17</b>
<b>All-Time Postseason Record</b> .....	<b>45-43 (.514)</b>
Utah Starzz (2001-2002) .....	2-5 (.286)
San Antonio Stars (2007-2012, 2014) .....	8-18 (.308)
Las Vegas Aces (2019-2025).....	35-20 (.636)
<b>WNBA Finals Appearances</b> .....	<b>5</b>
<b>WNBA Championships</b> .....	<b>3 (2022, 2023, 2025)</b>
<b>All-Time WNBA Finals Record</b> .....	<b>10-8 (.556)</b>
San Antonio Stars (2008) .....	0-3 (.000)
Las Vegas Aces (2020, 2022-2023).....	10-5 (.667)
<b>Commissioner's Cup Championships</b> .....	<b>1 (2022)</b>
Commissioner's Cup Record (2021-2025) .....	28-13 (.683)

## THEME NIGHTS & GIVEAWAYS

### May 9 vs Phoenix

- Opening night, ring ceremony (Three of a Kind flag)

### May 23 vs Los Angeles

- Banner raising (replica banner)

### June 6 vs Golden State

- Alumni Weekend (Aces history magazine)

### June 8 vs Seattle

- Pride Night (Pride fan)

### July 3 vs Chicago

- Heroes of the House (Aces banner)

### July 11 vs Phoenix

- Kids Day (Aces-themed giveaway TBA)

### July 30 vs New York

- Utah Starzz Legacy Night (Aces 30th season hat)

### Aug. 13 vs Washington

- Cancer Awareness (TBA)

### Aug. 20 vs Connecticut

- San Antonio Stars Legacy Night (Bucket\$ bobblehead)

### Sept. 22 vs Los Angeles

- Fan Appreciation Night Presented by Ally (TBA)

\*Giveaways are subject to change based on availability.

## 2026 LAS VEGAS ACES • ALPHABETICAL ROSTER

NO	NAME	POS	HGT	WGT	DOB	YEAR	COLLEGE	HOMETOWN
2	Janiah Barker	F	6-4	185	11/08/2003	R	Tennessee	Marietta, GA
1	Kierstan Bell	F	6-1	176	03/16/2000	5th	Florida Gulf Coast	Alliance, OH
23	Chennedy Carter	G	5-9	143	11/14/1998	5th	Texas A&M	Mansfield, TX
11	Dana Evans	G	5-6	145	08/01/1998	6th	Louisville	Gary, IN
12	Chelsea Gray	G	5-11	170	10/08/1992	12th	Duke	Manteca, CA
24	Jewell Loyd	G	5-11	175	10/05/1993	12th	—	Lincolnwood, IL
32	Cheyenne Parker-Tyus	F	6-4	193	08/22/1992	12th	Middle Tennessee	Queens, NY
3	Nalyssa Smith	F	6-4	185	08/08/2000	5th	Baylor	Converse, TX
7	Stephanie Talbot	F	6-2	192	06/15/1994	8th	—	Kadina, SA, Australia
21	Brianna Turner	F	6-3	175	07/05/1996	8th	Notre Dame	Pearland, TX
22	A'ja Wilson	C	6-4	195	08/08/1996	9th	South Carolina	Hopkins, SC
0	Jackie Young	G	6-0	165	09/16/1997	8th	Notre Dame	Princeton, IN

## 2026 LAS VEGAS ACES • NUMERICAL ROSTER

NO	NAME	POS	HGT	WGT	DOB	YEAR	COLLEGE	HOMETOWN
0	Jackie Young	G	6-0	165	09/16/1997	8th	Notre Dame	Princeton, IN
1	Kierstan Bell	F	6-1	176	03/16/2000	5th	Florida Gulf Coast	Alliance, OH
2	Janiah Barker	F	6-4	185	11/08/2003	R	Tennessee	Marietta, GA
3	Nalyssa Smith	F	6-4	185	08/08/2000	5th	Baylor	Converse, TX
7	Stephanie Talbot	F	6-2	192	06/15/1994	8th	—	Kadina, SA, Australia
11	Dana Evans	G	5-6	145	08/01/1998	6th	Louisville	Gary, IN
12	Chelsea Gray	G	5-11	170	10/08/1992	12th	Duke	Manteca, CA
21	Brianna Turner	F	6-3	175	07/05/1996	8th	Notre Dame	Pearland, TX
22	A'ja Wilson	C	6-4	195	08/08/1996	9th	South Carolina	Hopkins, SC
23	Chennedy Carter	G	5-9	143	11/14/1998	5th	Texas A&M	Mansfield, TX
24	Jewell Loyd	G	5-11	175	10/05/1993	12th	—	Lincolnwood, IL
32	Cheyenne Parker-Tyus	F	6-4	193	08/22/1992	12th	Middle Tennessee	Queens, NY

**Head Coach:** Becky Hammon

**Assistant Coach:** Charlene Thomas-Swinson

**Assistant Coach:** Ty Ellis

**Assistant Coach:** Larry Lewis

**Assistant Coach:** Nola Henry

**Player Development Coach:** Micah Fraction

**Director of Health and Performance:** Ciara Burgi

**Lead Rehabilitation Specialist:** Jerrica Thomas

**Lead Athletic Trainer:** Bryson Creer

**Lead Performance and Assistant ATC:** Matt Comer

**Manager, Basketball Operations:** Anna Gomez

**Head Equipment Manager:** Dashaun Jackson

**Basketball Operations Coordinator:** Rashaad Zimmerman

**Assistant Player Development Coach:** PJ Savoy Jr.

### PRO-NUN-C-A-SHUN GUYD

Janiah (juh-NIGH-uh) Barker

Kierstan (KEER-stin) Bell

Chennedy (KEN-eh-dee) Carter

Brianna (BREE-ah-nah) Turner

A'ja (A-zhuh - like the continent, Asia) Wilson

Ciara (c-AIR-uh - like the Sierra mountains) Burgi (BURR-ghee)

## 2026 ACES RECORD BREAKDOWN

	Record	Home	Away	OT
Overall	0-1	0-1	0-0	0-0
Eastern	0-0	0-0	0-0	0-0
Western	0-1	0-1	0-0	0-0

## FRANCHISE RECORD WATCH

- **Jackie Young** (3424) needs 51 points to pass **Becky Hammon** (3474) for 3rd in franchise history. **A'ja Wilson** is No. 1 with 5,738 points.
- **Chelsea Gray** (247) needs 3 steals to pass **Jia Perkins** (249) for 4th in franchise history. **Sophia Young-Malcolm** is No. 1 with 477 steals.
- **Chelsea Gray** (93) needs 4 blocked shots to pass **Danielle Adams** (96) for 8th in franchise history. **Margo Dydek** is No. 1 with 655 blocked shots.
- **Chelsea Gray** (17) needs 1 double-double to pass **Wendy Palmer** (17) for 7th in franchise history and 2 to pass **Liz Cambage** (18) for 6th; **Jackie Young** (12) needs 1 double-double to pass **Ann Wauters** (12) for 10th. **A'ja Wilson** is No. 1 with 120.



# LAS VEGAS ACES GAME NOTES (STATS THROUGH GAMES OF MAY 9, 2026)



Regular Season History			Playoff History			Combined History			Streaks (incl. playoffs)	
Overall	50-57		Overall	2-5		Overall	52-62		Overall	W 2
Home	30-23		Home	2-2		Home	32-25		Home	L 1
Road	20-34		Road	0-3		Road	20-37		Road	W 2
Overtime	4-3		Overtime	0-0		Overtime	4-3		Overtime	L 1
			Series	1-2						

Date	H/A	Opponent	W/L	LVA	LAS
June 23, 1997		Los Angeles	W 1	102	89
July 11, 1997	@	Los Angeles	L 1	68	75
July 30, 1997	@	Los Angeles	L 2	69	91
Aug. 16, 1997		Los Angeles	L 3	64	74
June 11, 1998	@	Los Angeles	L 4	83	99
July 2, 1998	@	Los Angeles	W 1	58	57
Aug. 1, 1998		Los Angeles	L 1	65	73
Aug. 14, 1998	@	Los Angeles	L 2	67	87
June 28, 1999	@	Los Angeles	L 3	70	102
July 30, 1999	@	Los Angeles	L 4	77	87
Aug. 5, 1999		Los Angeles	W 1	81	75
Aug. 21, 1999		Los Angeles	W 2	89	81
May 31, 2000	@	Los Angeles	L 1	62	69
July 9, 2000	@	Los Angeles	L 2	72	92
Aug. 9, 2000		Los Angeles	W 1	89	77
July 3, 2001	@	Los Angeles	L 1	71	84
July 10, 2001		Los Angeles	L 2	67	79
Aug. 13, 2001		Los Angeles	W 1 (OT)	80	78
July 7, 2002	@	Los Angeles	L 1	75	102
Aug. 4, 2002	@	Los Angeles	L 2	86	90
Aug. 9, 2002		Los Angeles	L 3	77	85
Aug. 22, 2002		Los Angeles (*)	L 4	67	75
Aug. 24, 2002	@	Los Angeles (*)	L 5	77	103
June 26, 2003		Los Angeles	L 6	58	67
July 30, 2003	@	Los Angeles	W 1	70	62
Aug. 9, 2003		Los Angeles	W 2	69	52
Aug. 23, 2003		Los Angeles	L 1	70	83
July 2, 2004	@	Los Angeles	L 2 (OT)	80	87
July 9, 2004		Los Angeles	L 3	61	66
July 31, 2004		Los Angeles	L 4	67	79
Sept. 1, 2004	@	Los Angeles	L 5	69	77
May 31, 2005	@	Los Angeles	L 6	70	81
Aug. 5, 2005		Los Angeles	L 7	63	66
Aug. 26, 2005		Los Angeles	L 8	67	70
May 25, 2006		Los Angeles	L 9	71	80
June 25, 2006	@	Los Angeles	L 10	80	105
July 3, 2006	@	Los Angeles	W 1	85	63
July 26, 2006		Los Angeles	L 1	67	81
July 17, 2007	@	Los Angeles	W 1	63	61
Aug. 4, 2007		Los Angeles	W 2	86	67
Aug. 14, 2007	@	Los Angeles	W 3 (OT)	84	77
June 20, 2008		Los Angeles	W 4	77	75
July 14, 2008	@	Los Angeles	L 1	62	75
Aug. 30, 2008	@	Los Angeles	L 2	53	58
Sept. 5, 2008		Los Angeles	W 1	76	58
Sept. 25, 2008	@	Los Angeles (*)	L 1	70	85
Sept. 27, 2008		Los Angeles (*)	W 1	67	66
Sept. 28, 2008		Los Angeles (*)	W 2	76	72
Aug. 4, 2009	@	Los Angeles	W 3	63	59
Aug. 21, 2009		Los Angeles	L 1 (OT)	66	67
Sept. 5, 2009		Los Angeles	W 1	89	72
Sept. 8, 2009	@	Los Angeles	L 1	68	76
May 22, 2010		Los Angeles	W 1	88	81
July 1, 2010	@	Los Angeles	L 1	63	73
July 18, 2010		Los Angeles	W 1	83	73
Aug. 8, 2010	@	Los Angeles	W 2	92	83

Date	H/A	Opponent	W/L	LVA	LAS
June 24, 2011		Los Angeles	W 3 (OT)	90	80
July 12, 2011		Los Angeles	L 1	74	84
July 18, 2011	@	Los Angeles	W 1	79	69
Sept. 6, 2011	@	Los Angeles	W 2	82	65
June 16, 2012		Los Angeles	W 3 (OT)	98	85
June 24, 2012	@	Los Angeles	W 4	91	71
June 28, 2012		Los Angeles	W 5	94	80
Aug. 23, 2012	@	Los Angeles	L 1	77	101
Sept. 27, 2012	@	Los Angeles (%)	L 2	86	93
Sept. 29, 2012		Los Angeles (%)	L 3	94	101
June 1, 2013		Los Angeles	W 1	83	78
June 15, 2013	@	Los Angeles	L 1	48	84
July 6, 2013	@	Los Angeles	L 2	66	93
Aug. 31, 2013		Los Angeles	L 3	67	80
May 25, 2014	@	Los Angeles	L 4	62	83
June 14, 2014		Los Angeles	W 1	101	74
June 22, 2014	@	Los Angeles	W 2	72	69
Aug. 12, 2014		Los Angeles	W 3	82	76
July 2, 2015	@	Los Angeles	L 1	81	86
July 8, 2015		Los Angeles	W 1	70	63
Aug. 2, 2015		Los Angeles	L 1	78	80
Aug. 23, 2015		Los Angeles	L 2	59	90
Aug. 30, 2015	@	Los Angeles	L 3	52	60
June 2, 2016	@	Los Angeles	L 4	61	68
June 4, 2016		Los Angeles	L 5	61	74
Sept. 1, 2016		Los Angeles	L 6	61	70
Sept. 16, 2016	@	Los Angeles	L 7	65	71
June 15, 2017	@	Los Angeles	L 8	75	80
June 28, 2017		Los Angeles	L 9	73	85
Aug. 22, 2017	@	Los Angeles	L 10	55	75
June 29, 2018		Los Angeles	W 1	94	78
July 1, 2018	@	Los Angeles	L 1	71	87
July 15, 2018		Los Angeles	L 2	78	99
May 26, 2019		Los Angeles	W 1	83	70
June 27, 2019	@	Los Angeles	L 1	74	86
Aug. 1, 2019	@	Los Angeles	L 2	68	76
Aug. 31, 2019		Los Angeles	W 1	92	86
Aug. 7, 2020		Los Angeles	W 2	86	82
Sept. 12, 2020	@	Los Angeles	W 3	84	70
May 21, 2021		Los Angeles	W 4	97	69
June 30, 2021	@	Los Angeles	W 5	99	75
July 2, 2021	@	Los Angeles	W 6	66	58
May 23, 2022		Los Angeles	W 7	104	76
June 11, 2022	@	Los Angeles	W 8	89	72
June 27, 2022	@	Los Angeles	W 9	79	73
July 23, 2022		Los Angeles	W 10	84	66
May 25, 2023	@	Los Angeles	W 11	94	85
May 27, 2023		Los Angeles	W 12	93	65
July 12, 2023	@	Los Angeles	W 13	97	78
Aug. 19, 2023		Los Angeles	L 1	72	78

Continued on page 5.

# LAS VEGAS ACES GAME NOTES (STATS THROUGH GAMES OF MAY 9, 2026)



## 2025 ACES VS SPARKS REGULAR SEASON HEAD-TO-HEAD STATISTICS

### ACES VS SPARKS (3-1)

PLAYER	GP-GS	MIN	FGM-FGA	FG%	FGM-FGA	FG%	FTM-FTA	FT%	OFF	DEF	TOT/AVG	AST	PF-DQ	STL	TO	BLK	PTS/AVG
Wilson, A	4-4	126:46	39 - 70	55.7	5-8	62.5	22 - 23	95.7	13	37	50/12.5	19	9-0	10	6	14	105/26.3
Young, J	4-4	138:20	37 - 74	50.0	12-35	34.3	9 - 11	81.8	5	20	25/6.3	30	9-0	9	8	1	95/23.8
Gray, C	4-4	135:39	18 - 39	46.2	14-27	51.9	13 - 14	92.9	3	11	14/3.5	23	10-0	14	14	4	63/15.8
Loyd, J	4-2	109:25	14 - 43	32.6	11-29	37.9	0 - 2	0.0	1	9	10/2.5	5	9-0	4	2	1	39/9.8
Smith, N	2-2	41:10	8 - 13	61.5	0-1	0.0	2 - 2	100	5	2	7/3.5	2	4-0	2	0	1	18/9.0
Parker-Tyus, C	1-0	06:02	2 - 3	66.7	1-1	100	3 - 4	75.0	0	2	2/2.0	0	1-0	0	0	0	8/8.0
Evans, D	4-0	59:16	4 - 15	26.7	2-7	28.6	5 - 5	100	2	2	4/1.0	8	4-0	1	6	0	15/3.8
Bell, K	1-1	20:33	1 - 10	10.0	1-7	14.3	0 - 0	0.0	2	0	2/2.0	1	1-0	2	0	0	3/3.0
Mitchell, T	2-0	25:49	2 - 6	33.3	1-3	33.3	3 - 3	100	1	1	2/1.0	2	5-0	0	2	0	8/4.0
Stokes, K	4-2	56:12	4 - 5	80.0	1-2	50.0	2 - 2	100	4	9	13/3.3	2	4-0	2	0	1	11/2.8
Nye, A	4-1	55:22	3 - 15	20.0	3-15	20.0	0 - 0	0.0	2	5	7/1.8	2	4-0	0	2	0	9/2.3
Gustafson, M	2-0	12:51	1 - 2	50.0	1-2	50.0	0 - 0	0.0	0	1	1/0.5	0	3-0	2	1	0	3/1.5
Kitley, E	2-0	12:37	0 - 3	0.0	0-0	0.0	0 - 0	0.0	0	1	1/0.5	0	3-0	0	2	1	0/0.0
<b>Aces</b>	<b>4</b>	<b>800</b>	<b>133 - 298</b>	<b>44.6</b>	<b>52-137</b>	<b>38.0</b>	<b>59 - 66</b>	<b>89.4</b>	<b>38</b>	<b>100</b>	<b>155/38.8</b>	<b>94</b>	<b>66-0</b>	<b>46</b>	<b>47</b>	<b>23</b>	<b>377/94.3</b>
<b>Sparks</b>	<b>4</b>	<b>800</b>	<b>121 - 266</b>	<b>45.5</b>	<b>24-94</b>	<b>25.5</b>	<b>61 - 75</b>	<b>81.3</b>	<b>27</b>	<b>115</b>	<b>176/44</b>	<b>81</b>	<b>73-0</b>	<b>25</b>	<b>69</b>	<b>4</b>	<b>327/81.8</b>

### SPARKS VS ACES (1-3)

PLAYER	GP-GS	MIN	FGM-FGA	FG%	FGM-FGA	FG%	FTM-FTA	FT%	OFF	DEF	TOT/AVG	AST	PF-DQ	STL	TO	BLK	PTS/AVG
Plum, K	4-4	143:06	19 - 56	33.9	2-22	9.1	27 - 27	100	1	12	13/3.3	28	15-0	4	18	1	67/16.8
Hamby, D	4-4	119:18	26 - 49	53.1	1-3	33.3	10 - 20	50.0	6	24	30/7.5	17	11-0	7	11	0	63/15.8
Burrell, R	2-1	52:51	10 - 22	45.5	3-7	42.9	4 - 4	100	1	7	8/4.0	3	0-0	0	4	0	27/13.5
Cannon, E	3-0	24:32	4 - 6	66.7	4-5	80.0	0 - 0	0.0	0	3	3/1.0	2	4-0	1	3	0	12/4.0
Feagin, S	1-0	09:33	2 - 2	100	0-0	0.0	0 - 0	0.0	0	0	0/0.0	2	3-0	0	0	0	4/4.0
Brink, C	2-0	18:41	2 - 5	40.0	1-4	25.0	2 - 2	100	2	3	5/2.5	1	3-0	1	1	1	7/3.5
Jackson, R	2-2	66:38	13 - 27	48.1	4-10	40.0	6 - 7	85.7	2	8	10/5.0	1	5-0	0	6	0	36/18.0
Stevens, A	4-4	115:49	18 - 41	43.9	3-15	20.0	4 - 4	100	9	31	40/10.0	4	10-0	4	2	1	43/10.8
Sims, O	2-2	58:22	6 - 10	60.0	0-2	0.0	3 - 4	75.0	0	8	8/4.0	6	4-0	0	2	0	15/7.5
Barker, S	3-2	76:43	9 - 19	47.4	3-10	30.0	0 - 0	0.0	2	9	11/3.7	2	5-0	1	6	0	21/7.0
Pili, A	1-0	05:45	3 - 5	60.0	0-0	0.0	1 - 1	100	0	1	1/1.0	0	0-0	0	0	1	7/7.0
King, L	2-0	21:35	4 - 4	100	1-1	100	2 - 4	50.0	0	3	3/1.5	0	3-0	1	3	0	11/5.5
Allemand, J	2-1	41:16	2 - 8	25.0	2-8	25.0	0 - 0	0.0	2	4	6/3.0	7	3-0	3	6	0	6/3.0
Russell, M	2-0	14:05	2 - 3	66.7	0-0	0.0	2 - 2	100	1	0	1/0.5	3	3-0	2	1	0	6/3.0
Vanloo, J	2-0	31:47	1 - 9	11.1	0-7	0.0	0 - 0	0.0	1	2	3/1.5	5	4-0	1	3	0	2/1.0
<b>Sparks</b>	<b>4</b>	<b>800</b>	<b>121 - 266</b>	<b>45.5</b>	<b>24-94</b>	<b>25.5</b>	<b>61 - 75</b>	<b>81.3</b>	<b>27</b>	<b>115</b>	<b>176/44</b>	<b>81</b>	<b>73-0</b>	<b>25</b>	<b>69</b>	<b>4</b>	<b>327/81.8</b>
<b>Aces</b>	<b>4</b>	<b>800</b>	<b>133 - 298</b>	<b>44.6</b>	<b>52-137</b>	<b>38.0</b>	<b>59 - 66</b>	<b>89.4</b>	<b>38</b>	<b>100</b>	<b>155/38.8</b>	<b>94</b>	<b>66-0</b>	<b>46</b>	<b>47</b>	<b>23</b>	<b>377/94.3</b>

Continued from page 4.

Date	H/A	Opponent	W/L	LVA	LAS
May 18, 2024		Los Angeles	W 1	89	82
June 9, 2024	@	Los Angeles	L 1	92	96
July 5, 2024	@	Los Angeles	L 2 (OT)	93	98
Aug. 18, 2024		Los Angeles	W 1	87	71
May 30, 2025		Los Angeles	W 2	96	81
June 11, 2025		Los Angeles	L 1	89	97
July 29, 2025	@	Los Angeles	W 1	89	74
Sept. 11, 2025	@	Los Angeles	W 2	103	75
May 10, 2026	@	Los Angeles			
May 23, 2026		Los Angeles			
June 2, 2026	@	Los Angeles			
Sept. 22, 2026		Los Angeles			

\* —WNBA Western Conference Finals

% —WNBA Western Conference Semifinals



# LAS VEGAS ACES GAME NOTES (STATS THROUGH GAMES OF MAY 9, 2026)

## FEELING RANK (REGULAR SEASON TOP 30-ISH)

	PPG	RPG	APG	SPG	BPG	MPG	FG%	3P%	FT%
Kierstan Bell	---	---	---	21*	---	---	---	---	---
Chennedy Carter	---	---	---	7*	---	---	16*	---	---
Chelsea Gray	---	---	2*	---	7*	---	---	---	---
Jewell Loyd	---	---	---	---	---	---	---	---	---
NaLyssa Smith	---	20*	---	---	7*	---	24*	---	---
A'ja Wilson	18*	---	5*	7*	7*	---	32*	12*	---
Jackie Young	---	20*	---	---	---	---	---	---	---
Aces Team Overall	---	---	---	---	---	---	---	---	---

\*tie

## WELCOME TO THE FAMILY!

The Las Vegas Aces, who return 90% of their scoring power (75.5 of 83.6 ppg) from 2025, welcomed five new faces to the Aces family in April.

**Janiah Barker** was selected No. 29 in the WNBA Draft. The 6-4 forward wrapped her collegiate career at Tennessee after spending her first two years (2022-24) at Texas A&M and one year (2024-25) at UCLA, where she was the 2025 Big Ten Sixth Player of the Year. In all, Barker started 58 of 112 games played and averaged 11.2 ppg and 6.5 rpg, while shooting 46.8% from the field during her four-year collegiate career.

**Chennedy Carter** was selected No. 4 by Atlanta in the 2020 WNBA Draft and played her first two years for the Dream. She then spent 2022 playing for Los Angeles and in 2024 was a member of the Chicago Sky. Over 84 career games, Carter boasts averages of 14.6 ppg, 2.5 rpg and 2.8 apg. In her inaugural season, in which she averaged 17.4 ppg, 2.3 rpg and 3.4 apg, Carter listed on the WNBA All-Rookie Team.

**Stephanie Talbot** is a three-time Olympian from Australia who won an Olympic bronze medal in 2024 and a World Cup silver in 2018. She played in the green and gold on junior teams starting in 2009 and was called up to the senior level for the 2015 FIBA Oceania Championship. Talbot enters her eighth season in the WNBA after playing in Phoenix, Minnesota, Seattle, Los Angeles, Golden State and New York, boasting career averages of 4.3 ppg, 2.6 rpg and 1.6 apg while shooting 42.3% from the floor and 35.1% from distance.

**Brianna Turner** is a two-time WNBA All-Defensive Team selection who was the No. 11 pick in the 2019 WNBA Draft and earned All-Rookie Team honors. Over her seven-year career, she has averaged 4.1 ppg, 5.7 rpg and 1.3 apg, while shooting 57.5% from the field over 212 games. In five playoff runs with Phoenix (2019-2022) and Indiana (2025), Turner upped her production to 5.7 ppg, 7.9 rpg, 1.9 apg and 1.3 bpg.

## A'ONE & ONLY

It's sometimes hard to wrap one's head around the back-to-back dominating seasons A'ja Wilson strung together in 2024 and 2025. But let's look at another data point. Wilson is the **only player in the history of the league to amass at least 900 points and 400 rebounds** in a single season, and she's now done it twice!

Year	G	Pts	Rebs	Ast	Stl	Blk	FG%	3P%	FT%
2024	38	1021	451	88	68	98	.518	.317	.844
2025	40	937	407	122	64	92	.505	.424	.855

In looking at averages, only four players in league history averaged at least 20 points and 10 rebounds in a single season -- and Wilson has now done that twice. Sylvia Fowles (2011), Chamique Holdsclaw (2003) and Candace Parker (2010) are the only others to accomplish the feat.

Year	G	PPG	RPG	APG	SPG	BPG	FG%	3P%	FT%
2024	38	26.9	11.9	2.3	1.8	2.6	.518	.317	.844
2025	40	23.4	10.2	3.1	1.6	2.3	.505	.424	.855

## PUT ME IN, COACH; I'M READY TO PLAY.

In the first 25 games last season, **Jewell Loyd** averaged 10.4 points on 36.3% shooting from the field and 35.4% behind the arc. After asking to come off the bench, Loyd bumped those numbers to 12.1 ppg, 42.3% from the field and 40.9% from 3-point over her final 19 games as a reserve.

## HOW MANY GAMES?

**NaLyssa Smith**, who started the season playing for Dallas, which had a front-loaded schedule, before joining the Aces, played 45 games between the two clubs -- the most games in a single season in WNBA history.

## 6,000 DEGREES OF SEPARATION

**Jewell Loyd**, whose first career point came against Los Angeles on June 6, 2015, became the **16th player in WNBA history to score 6,000 career points**. She did so Sept. 9 against Chicago at 31 years and 339 days, making her the third-youngest player in WNBA history to hit that mark. It was the 370th game of her career, which lists as the 9th fastest in W history.

Diana Taurasi holds the record for the youngest and quickest to the milestone at 291 games when she was 31 years and 61 days old.

## CENTURY WIN

On July 27 against Dallas, Becky Hammon **became the third-fastest and 18th overall W coach to win 100 W games**.

RK Coach	100 Wins Milestone Game
1. Michael Cooper	124
2. Van Chancellor	125
3. <b>Becky Hammon</b>	<b>142</b>
4. Cheryl Reeve	143

## JUST THE (M'VP & D'POY) FACTS, JACK

**A'ja Wilson** led the Aces during their historic turnaround in 2025 with a league-best 19-3 slate since the midseason break, which included a franchise-record 16-game regular season winning streak. In addition to breaking records almost every game, Wilson tallied beyond M'VP stat lines: 23.4 ppg on 50.5% field shooting, 10.2 rpg, 3.1 apg, 2.3 bpg and 1.6 spg. She finished the season as **the only player in the history of the league to average at least 20 points, 10 rebounds, 2 assists, 2 blocks and 1 steal per game** -- a feat she first accomplished in 2024.

**A'ja Wilson** in 2025 ...

- Led the league in scoring (23.4 pg) and blocked shots (2.3 bpg) and ranked second in rebounds (10.2 rpg).
- Set the **WNBA season record for 30-point games** (13).
- Recorded a league-high 10 30-point 4x4 games in 2025** (making a mark in points, rebounds, assists, steals and blocks) and is the only one to post one such game with zero turnovers this year. She has accomplished the 30-point 4x4 mark a league-high 24 times in her career (3 times with zero turnovers).
- Over the Aces 16-game winning streak, averaged 26.1 ppg, 12.0 rpg, 2.6 apg, 1.6 spg and 2.3 bpg, hit 52.7% of her shots from the field, 59.3% from deep and 88.9% from the line; posted 10 double-doubles, and improved offensive efficiency rating to 116.0 (from 110.6 on the season) and defensive efficiency to 94.7 (from 98.8 on the season)
- Third-most double-doubles** this season (21)
- Has the **most double-doubles with at least 20 points** (16), the next closest 20/10 player has 8 such games this season.
- Is the **only player who has produced more than one 30/10 double-double** game -- she has 10 of them.
- Lists tied for **No. 1 for 20-point games** (25) and **set the league record for 30-point games** (13) in a season.
- Ranks No. 1** in player efficiency rating, win shares overall, offensive win shares, defensive win shares and defensive rating.
- Is the only player who finished among the top 5 in scoring (No. 1),

# LAS VEGAS ACES GAME NOTES (STATS THROUGH GAMES OF MAY 9, 2026)



rebounding (No. 2) and blocks (No. 1); also lists No. 9 for offensive rebounds (2.3 per game), No. 2 for defensive rebounds (7.9 per game), No. 4 for steals (1.6 spg), No. 3 for offensive rating (110.6, **minimum 20 games**) and No. 13 for field goal percentage (.505).

- Led the league for total points (937), total rebounds (407), defensive rebounds (316), free throws made (248) and second for 2-pointers made (307)
- Earned her league-record 13th Western Conference Player of the Month honor in August.
- Earned Western Conference Player of the Week a league-high six times in 2025, bringing her career total to a league second-best 28.

\*All stats and rankings through the end of the 2025 regular season.

## FAN FAVORITES

The Las Vegas Aces were on a WNBA record 45 game home sellout streak, which included three games at T-Mobile Arena, but had its overall sellout streak halted in a game played at T-Mobile against Minnesota on Sept. 4. However, the Aces still have a running streak, having sold out 49 consecutive games at Michelob ULTRA Arena, including 2025 playoff games.

The Aces previously made W ticketing history in March 2024 when they announced 15 sellouts along with the fact that season-ticket memberships were sold out ahead of the season, the earliest any team had ever done so. They made history again when all 2025 season-ticket memberships were sold out by August 2024. (see page 10 for more)

## QUARTER MARKS

**A'ja Wilson**, who tallied 25 or more points a **league-high 17 time in 2025**, has a total of 80 in her career, which **ranked No. 3 among all-time WNBA leaders**.

RK	Player	25-Point Games
1.	Diana Taurasi	140
2.	Tina Charles	82
3.	<b>A'ja Wilson</b>	<b>80</b>
4.	Breanna Stewart	78
5.	Lauren Jackson	70

## MAGIC NO. 3

**A'ja Wilson** entered 2026 **ranked No. 3 among all-time league leaders for 20-point games**, and No. 2 among active leaders. Looking at the top 5 in the category, she has produced 20-point games at a faster clip than any of them.

Player	20-PT Games	W Games	% of Games w 20+
1. Diana Taurasi	259	565	45.8%
2. Tina Charles	190	473	40.2%
3. <b>A'ja Wilson</b>	<b>162</b>	<b>268</b>	<b>60.4%</b>
4. Breanna Stewart	155	293	52.9%
5. Cappie Pondexter	152	416	36.5%

## 30-POINT PRODUCTION COMPANY

Among **all-time league leaders for 30-point games produced** are a pair of Aces—**A'ja Wilson** is No. 2 and **Jewell Loyd** is No. 6.

Player	30-PT Games	W Games
1. Diana Taurasi	54	565
2. <b>A'ja Wilson</b>	<b>37</b>	<b>267</b>
2. Angel McCoughtry	32	311
4. Breanna Stewart	31	293
5. Lauren Jackson	27	317
6. Jewell Loyd	25	372

## QUINTUPLE A

**A'ja Wilson** established the franchise record for scoring average in a season as a rookie, reset the record in 2023 and did so again in 2024. She is the only player in franchise history to average 20+ points in a season on more than one occasion and posted her 5th such season in 2025.

Player	Year	PPG
1. A'ja Wilson	2024	26.9
2. <b>A'ja Wilson</b>	<b>2025</b>	<b>23.4</b>
3. A'ja Wilson	2023	22.0
4. A'ja Wilson	2018	20.7
5. A'ja Wilson	2020	20.5
6. Kelsey Plum	2022	20.2
7. A'ja Wilson	2022	19.5

## DOUBLE THE FUN

**A'ja Wilson** tallied 120 double-doubles in her first 8 years in the league, which is **5th-most in WNBA history** and second among current players.

Player	Dub-Dubs	W Games
1. Tina Charles	201	473
2. Sylvia Fowles	193	408
3. Lisa Leslie	157	363
4. Candace Parker	154	410
5. <b>A'ja Wilson</b>	<b>120</b>	<b>268</b>

## I'LL TAKE ANOTHER DOUBLE-DOUBLE FOR 30, ALEX

**A'ja Wilson** is one of **only five players who posted a 30/10 double-double in 2025**, and is the only one to post more than 1 of them.

Player	Team	2025 30+ Point Dub-Dubs
1. A'ja Wilson	Las Vegas	10
2. Napheesa Collier	Minnesota	1
Alyssa Thomas	Phoenix	1
Nneka Ogumike	Seattle	1 (2OT)
Sabrina Ionescu	New York	1

With 26 (and counting) Wilson also has recorded the **most double-doubles with at least 30 points in league history**.

Player	All-Time 30+ Point Dub-Dubs
1. <b>A'ja Wilson</b>	<b>26</b>
2. Breanna Stewart	16
3. Tina Charles	15
4. Lauren Jackson	13
5. Candace Parker	11

## ALL SHE DOES IS WIN

Having won the second-most games in league history before turning 25 and shattering the record for most wins before turning 26, **Jackie Young** last season **set a new standard for W victories before 27 with 145**.

Heading into 2025, **Maya Moore held the record for wins (164) before turning 28**. Young passed that on Aug. 13 and upped the ante to 176 at season's end. She will spend the first few months of 2026 upping her already impressive record.

Player	Wins Before 28th Birthday
1. Jackie Young	176
2. Maya Moore	164
3. Mwadi Mabika	158

## MORE WINNING

On Aug. 25 against Chicago, **Chelsea Gray** notched her 250th WNBA victory and **Jewell Loyd** reached her 200th. Gray became the **15th player with at least 250 career wins** and Loyd was the 49th to 200.

Sue Bird (333) has won the most games, Gray (255 wins) is now tied at No. 12 with **Tanisha Wright**. Loyd (205) sits alone at No. 45.



# LAS VEGAS ACES GAME NOTES (STATS THROUGH GAMES OF MAY 9, 2026)

## EVEN MORE WINNING

Becky Hammon boasts the highest winning percentage of any coach in WNBA history for those who have **coached at least 150 games**.

Highest Winning %, minimum 150 games coached

Coach	W	L	PCT
Becky Hammon	117	44	.727
Cheryl Reeve	364	191	.656
Van Chancellor	211	111	.655
Stephanie White	116	77	.601
Sandy Brondello	271	182	.598

## RAREFIED AIR

Wilson ranks 2nd in WNBA history for **20/10 points/rebounds double-doubles**.

Player	20P/10R Dub-Dubs	W Seasons
1. Tina Charles	109	14
2. A'ja Wilson	90	8
3. Sylvia Fowles	77	15

Among her 20/10 games are 50 with at least 25 points and 10 rebounds, which is the **most in WNBA history**.

Player	25Pt/10Reb Dub-Dubs	W Seasons
1. A'ja Wilson	50	9th
2. Tina Charles	42	14
3. Breanna Stewart	30	10th
4. Sylvia Fowles	29	15

And 10 of those 25/10 double-double games came **without a single turnover, tops in WNBA history**.

Player	25P/10R/Zero TOs Dub-Dubs
1. A'ja Wilson	10
2. Lauren Jackson	6
Breanna Stewart	6

Wilson also has the **most 25/15 double-doubles** in W history.

Player	25Pt/10Reb
1. A'ja Wilson	14
2. Tina Charles	12
3. Lisa Leslie	11
4. Yolanda Griffith	9
Sylvia Fowles	9

## ONE GOOD TURNOVER DESERVES ANOTHER

The Aces took care of the basketball better than anybody in the WNBA in each of the past 4 seasons, **which rank as the top four lowest TO seasons in league history**. The Aces despite a slight increase, the Aces still finished in the top four last year, but struggled with keeping a handle on the ball in their first game.

### Aces Turnovers Per Game

	2020	2021	2022	2023	2024	2025	2026
Las Vegas	12.5	11.8	11.7	11.8	11.7	13.0	17.0
Rank	2nd	1st	1st	1st	1st	4th	9th (tie)

The Aces also ranked first in four of the past five seasons for fewest points allowed off their own miscues and sagged a bit to start the season, but are back among the top five. **Further, since the All-Star break, the Aces allowed the fewest points off turnovers with just 11.4 per game.**

### Opponents Points Off Turnovers

	2020	2021	2022	2023	2024	2025	2026
Las Vegas	11.8	13.3	13.0	12.8	12.4	13.9	19.0
Rank	1st	2nd	1st	1st	1st	3rd	8th (tie)

## NEVER GONNA GIVE YOU UP

Only 6 players in WNBA history **averaged more than 20 points and fewer than 2.0 turnovers over the course of a season**. A'ja Wilson has accomplished the feat 4 times (2018, 2020, 2023 and 2024), which ranks 2nd behind Breanna Stewart (5).

Elena Delle Donne and Lauren Jackson are 3rd with 3 such seasons apiece and Tina Charles (2016) and Kelsey Mitchell (2025) have one apiece. Wilson's 26.9 points a game in 2024 tops the chart and her **1.26 turnovers per game ranks No. 4**.

That list bumps to **16 players when upping the turnover average to 2.5 per game**, which was done by just three players in 2025 -- Napheesa Collier (22.9 ppg, 2.1 TOs), Kelsey Mitchell (20.2 ppg, 1.8 TOs) and Wilson (23.4 ppg, 2.2 TOs).

Further, there are **18 players in the history of the WNBA** who have amassed at least 5,000 points and 2,000 rebounds. Of those 18, **only 7 have turned it over fewer than 2.0 times per game**. Wilson ranks No. 3.

Player	Points	Rebounds	TOs/Game
1. DeWanna Bonner	7807	3204	1.5439
2. Tangela Smith	5046	2335	1.6263
3. A'ja Wilson	5719	2494	1.6517
4. Lauren Jackson	6007	2447	1.7319
5. Candice Dupree	6895	3146	1.7632
6. Nneka Ogumike	7305	3268	1.7936
7. Breanna Stewart	5985	2474	1.8664

## CAROM CHALLENGE

A'ja Wilson set a new single-season standard for the league's **defensive rebounds per game record in 2024**, becoming the first player in league history to average more than 9 in the process.

Player	Year	Team	DRPG	DRebs	Gms
1. A'ja Wilson	2024	Las Vegas	9.79	372	38
2. C. Holdsclaw	2002	Washington	8.90	178	20
3. Jonquel Jones	2021	Connecticut	8.74	236	27

She finished **No. 2 in 2025** in defensive boards per game.

Player	DRPG
1. Angel Reese	8.5
2. A'ja Wilson	7.9
3. Alyssa Thomas	7.2

## LOCK, STOCKS & TWO SMOKING BARRELS

In 2024, A'ja Wilson became the league's all-time **single-season 'stocks' leader**, which combines steals and blocks and took over the No. 2 spot in 2025.

Player	Year	Steals	Blocks	Stocks
1. A'ja Wilson	2024	68	98	166
2. A'ja Wilson	2025	64	92	156
3. Brittney Griner	2014	22	129	151

Wilson and Lisa Leslie are the only players listing more than once among the top 10 seasons for total stocks -- they have three apiece.

Player	Top 10 Seasons for Stocks
1. A'ja Wilson	2023, 2024, 2025
Lisa Leslie	2004, 2005, 2008
3. Margo Dydek	2001
Yolanda Griffith	2000
Tamika Catchings	2002
Brittney Griner	2014

Wilson has racked up **over 100 stocks more than anyone else since entering the league in 2018**.

### Stocks Since 2018

Player	Steals	Blocks	Stocks
1. A'ja Wilson	337	535	872
2. Breanna Stewart	331	311	642
3. Natasha Howard	355	273	628

# LAS VEGAS ACES GAME NOTES (STATS THROUGH GAMES OF MAY 9, 2026)



Wilson **led the league in stocks averaged in 2025.**

## Stocks Averaged in 2025

Player	Steals	Blocks	Stocks
1. A'ja Wilson	1.60	2.30	3.90
2. Allana Smith	1.31	1.90	3.21
3. Napheesa Collier	1.64	1.52	3.15

Despite playing in fewer games, **Wilson led in 2025 in total stocks.**

Rk	Player	GP	Steals	Blocks	Stocks
1.	A'ja Wilson	40	64	92	156
2.	Alanna Smith	42	55	80	135
3.	Ezi Magbegor	44	30	96	126

## SCORING MACHINES

Since entering the W in 2015, Jewell Loyd has **scored the most points** and produced **the second-most double-digit scoring games** than any other player in the league. A'ja Wilson lists among the top 10 in both categories, despite having played fewer seasons, and **Chelsea Gray** is in the top 10 for double-digit scoring games.

## Points Scored Since 2015

Player	Points	W Seasons Played Since 2015
1. Jewell Loyd	6,033	12th
2. Breanna Stewart	6,016	10th
3. Nneka Ogumike	5,827	12th
4. A'ja Wilson	5,738	9th
5. Tina Charles	5,563	9

## 10+ Point Games Since 2015

Player	Points
1. Nneka Ogumike	306
2. Jewell Loyd	296
~	
6. DeWanna Bonner	262
7. A'ja Wilson	258
8. Brittney Griner	248
9. Chelsea Gray	236

Wilson owns the No. 1 spot for **20-point games since 2015** (and also is **No. 1 since entering the league** in 2018), while Loyd is No. 6.

## 20+ Point Games Since 2015

Player	Points
1. A'ja Wilson	162
2. Breanna Stewart	155
3. Tina Charles	132
4. Arike Ogunbowale	126
5. Nneka Ogumike	123
6. Jewell Loyd	122

## GOOD GAWD!

Point Gawd **Chelsea Gray**, who is known for her magician-like no-look passes, ranks **6th on the WNBA's career assist chart** with 1,876 assists (Lindsay Whalen is No. 5 with 2,348).

Gray also became the 9th player in WNBA history with at least 4,000 points and 1,500 assists, and **was the 4th-fastest to accomplish the feat**, doing so in 332 games (Skylar Diggins, 291; Sue Bird, 317; Lindsay Whalen, 328) before Alyssa Thomas did so in 327 games a week later.

## SILENT BUT DEADLY ASSASSIN

**Jackie Young** may be quiet off the court, but she is a deadly assassin on it. She connected on a league second-best 44.9% of her 3-pointers in 2023, and ranks **No. 3 in league history for highest 3-point percentage in a season when attempting at least 150 from distance.**

## WNBA All-Time Single-Season 3-Point % (Minimum 150 Attempts)

Player	Year	Team	3PM	3PA	3P%
1. Stefanie Dolson	2024	Washington	72	155	46.45
2. Maya Moore	2013	Minnesota	72	159	45.28
3. Jackie Young	2023	Las Vegas	89	198	44.95

## BLOCK PARTY

Wilson, who ranks **9th on the league's all-time career** blocked shots list and **2nd among active players**, has blocked more shots than anyone else **since entering the league in 2018.**

## All-time WNBA Career Blocked Shots Leaders

Player	Blocks
1. Margo Dydek	877
2. Brittney Griner	859
3. Lisa Leslie	822
~	
8. Tammy Sutton-Brown	555
9. A'ja Wilson	535

## Blocks Since 2018

Player	Blocks
1. A'ja Wilson	535
2. Brittney Griner	372
3. Ezi Magbegor	354

Not surprisingly, Wilson also has the **most stocks since 2018.**

## Stocks Since 2018

Player	Stocks
1. A'ja Wilson	872
2. Breanna Stewart	642
3. Natasha Howard	628

## HAVE A LITTLE CHARITY

Since the start of the 2018 season, **A'ja Wilson has attempted more than 300 more free throws than her nearest competitor**, and is trailed in the No. 3 spot by teammate **Jewell Loyd.**

## FTAs Since 2018

Player	FTAs
1. A'ja Wilson	1,777
2. Breanna Stewart	1,322
3. Jewell Loyd	1,109

Wilson is **No. 8 for free throws made on the all-time list**, Loyd is No. 17.

## Career FTAs

Player	FTAs
1. Diana Taurasi	2,517
~	
7. Tina Charles	1,471
8. A'ja Wilson	1,459
~	
16. Sylvia Fowles	1,352
17. Jewell Loyd	1,344

## MOVIN' ON UP

**Chelsea Gray, Jewell Loyd** and **A'ja Wilson** are moving up the league's all-time career lists in some key categories, with Wilson having broken into the top 25 all-time scorers and Gray having bypassed Aces head coach Becky Hammon on the all-time assists list.

Rk	Player	Points
1.	Diana Taurasi	10,646
~		
13.	Lisa Leslie	6,263
14.	Jewell Loyd	6,033
~		
20.	Angel McCoughtry	5,797
21.	A'ja Wilson	5,738

## Scoring Average

Rk	Player	Scoring Average
1.	A'ja Wilson	21.410
2.	Cynthia Cooper-Dyke	20.976
~		
20.	Cappie Pondexter	16.373
21.	Jewell Loyd	16.218

Rk	Player	Assists
1.	Sue Bird	3,234
~		
5.	Lindsay Whalen	2,348
6.	Chelsea Gray	1,876



# LAS VEGAS ACES GAME NOTES (STATS THROUGH GAMES OF MAY 9, 2026)

Rk	Player	Rebounds
1.	Tina Charles	4,262
~		
17.	Swin Cash	2,521
18.	A'ja Wilson	2,498

## WNBA 1'K

Before becoming the first player in league history to score 1,000 points in a single season in 2024, **A'ja Wilson** became the **first player in league history to score 1,000 points in a single year** when combining regular season and postseason points. Wilson now owns the top three single-year scoring outputs in league history.

Player	Year	Team(s)	Reg. & Playoff Points
1. A'ja Wilson	2025	Las Vegas	1,259
2. A'ja Wilson	2024	Las Vegas	1,149
3. A'ja Wilson	2023	Las Vegas	1,126
4. Breanna Stewart	2023	New York	1,103
5. Breanna Stewart	2024	New York	990

## DOUBLE SAWBUCKS

Keeping with the theme of combining regular season and playoff games, **A'ja Wilson** in 2023 **produced more 20+ point games in a single year than any WNBA player in history**. She then upped that record in 2024 after posting 34 games with 20 or more points during the regular season and 4 in playoff games and in 2025 recorded 35 such games.

Player	Year	Team(s)	20+ Pt Games
1. A'ja Wilson	2024	Las Vegas	38
2. A'ja Wilson	2025	Las Vegas	35
2. A'ja Wilson	2023	Las Vegas	34
3. Breanna Stewart	2023	New York	31

## A'1

**A'ja Wilson** not only led the WNBA in scoring in each of the past two seasons, she **broke the WNBA record for season scoring average** and points scored in 2024, while becoming the **first W player in history to score 1'000 points in a single season**. She currently owns three of the top five single-season point totals in league history.

Player	Year	Team	PPG
1. A'ja Wilson	2024	Las Vegas	26.9
12. Diana Taurasi	2006	Phoenix	25.3
3. Jewell Loyd	2023	Seattle	24.7

Player	Year	Team	Points
1. A'ja Wilson	2024	Las Vegas	1'021
2. Jewell Loyd	2023	Seattle	939
3. A'ja Wilson	2025	Las Vegas	937
4. Breanna Stewart	2023	New York	919
5. A'ja Wilson	2023	Las Vegas	912

## LOOK AT ALL THE PEOPLE HERE TONIGHT

Since 2023, the Aces have been rewriting their home attendance record books, and in 2024 made WNBA history by becoming the first team in the league to sell out 100% of their home games in a season. **The Aces sold out their entire season ticket membership inventory for the 2025 season in August 2024—the earliest any team had ever done so.**

- **The Aces sold out 45 straight home games**, dating from Game 2 of the 2023 WNBA Semifinals (Sept. 26, 2023) through Aug. 21, 2025, which includes games at Michelob ULTRA Arena and T-Mobile Arena. Including last year's playoff games, the Aces enter 2026 on a **49-game sellout streak at Michelob ULTRA Arena**.
- On July 2, 2024, there were **20,366 in attendance at T-Mobile Arena**, which was the fifth-most attended game in WNBA regular season history and the most since 1999.
- The franchise-high 20,366 fans at T-Mobile Arena against Indiana on July 2, 2024, eclipsed the previous regular season record of 17,406, set on Sept. 10, 2023, when the Aces played host to the Mercury.
- Prior to 2025, the top 10 attendance marks for Las Vegas Aces games played at Michelob ULTRA Arena came in 2024. However, eight of the games at MUA in 2025 jumped into the MUA top 10 list and the top 6 attended games at MUA came last year.
- After seeing attendance averages hit no higher than 5,606 over their first four seasons in Las Vegas, the Aces upped their average to 9,551 fans per game in 2023, and surpassed that number in 2024 with an average of 11,283 over their 20 regular season home games. The Aces averaged 11,358 in 2025.
- **The Aces sold out of their 2024 season-ticket memberships in early March** and had 7 full sellouts by the third week in April, breaking the Las Vegas record of 6 regular season sellouts set in 2023.
- The Aces upped that mark and **sold out of their 2025 season-ticket memberships in August 2024**, the earliest for any W team ever.
- The attendance mark of **10,509** against Washington on May 23, 2025, is the largest crowd ever for an Aces game at Michelob ULTRA Arena.
- The Las Vegas Aces have welcomed **10,000 or more fans at 65 home games** since arriving in the Valley in 2018—3 of which came in 2022, 9 were in 2023, 23 in 2024, 29 in 2025 and 1 (and counting) in 2026.
- On Sept. 13, 2023, **the Aces rewrote their playoff attendance record** since arriving in Las Vegas with 12,927 fans at T-Mobile Arena for their first game of the First Round against the Sky. The franchise high for a playoff game is 16,012, set Oct. 3, 2008, when the San Antonio Stars hosted the Detroit Shock in the Finals.
- The Aces ranked **1st in the W in attendance in 2023** with the help of 6 sold out games and **3rd in 2024** after 20 sellouts. The Aces also sold out 2 playoff games in 2024.

### Top 10 Attended Games Since Moving to Las Vegas

Date	Opponent	Attendance
1. July 2, 2024	Indiana#	20,366
2. June 22, 2025	Indiana#	18,547
3. Sept. 3, 2024	Chicago#	18,394
4. Sept. 10, 2023	Phoenix#	17,406
5. Sept. 7, 2025	Chicago#	17,306
6. Sept. 9, 2025	Chicago#	15,640
7. Sept. 4, 2025	Minnesota#	14,656
8. Sept. 13, 2023	Chicago#*	12,927
9. Sept. 23, 2025	Indiana*	10,516
10. Sept. 30, 2025	Indiana*	10,529

\* Playoff Game  
# Played in T-Mobile Arena



## IN USE

**A'ja Wilson's** 2024 usage rating (the percentage of a team's possessions that a player impacts) of 32.16 was the **9th highest in league history**. None of the 8 players ahead of her had amazingly efficient offensive seasons. Most of the offensive efficiency ratings (OER) and offensive win shares (OWS) listed are above average to good, but there is nothing great about these performances.

**A'ja Wilson's** OER and OWS **lapped the field on the chart**. She impacted an ungodly amount of her team's possessions, and did it at an M'VP level that had never been seen before.

Player	Team(s)	Year	UR	OER	OWS
1. Angel McCoughtry	Atlanta	2011	35.7	104	2.8
2. Angel McCoughtry	Atlanta	2013	35.0	99	2.3
3. Angel McCoughtry	Atlanta	2012	34.9	102	1.8
4. Betty Lennox	Miami/Minn.	2002	33.6	84	-1.1
5. Chamique Holdsclaw	Washington	2002	33.3	108	2.9
6. Jewell Loyd	Seattle	2023	32.9	104	2.6
7. Angel McCoughtry	Atlanta	2015	32.8	103	3.0
8. Riquna Williams	Tulsa	2013	32.3	108	2.5
9. <b>A'ja Wilson</b>	<b>Las Vegas</b>	<b>2024</b>	<b>32.2</b>	<b>119</b>	<b>7.0</b>

OER: an estimate of points produced per 100 possessions

OWS: an estimate of the number of wins contributed by a player due to offense

## NEVER BEEN DONE BEFORE

**A'ja Wilson** wrapped her 2024 season as the first player in WNBA or NBA history to lead the league in total points, rebounds and blocked shots in a single season (blocks became an official NBA stat in 1973-74).

Only 3 times in WNBA history has the same player led in 2 of the 3 categories (including Wilson with rebounds and blocked shots in 2022).

In 2025, Wilson became the first player in WNBA or NBA history to lead the league in scoring, earn league MVP, Defensive Player of the Year and Finals MVP honors.

## 4K POINTS/400 BLOCKS

Wilson became the 8th player in WNBA history with 4,000 points and 400 blocked shots after swatting her 400th against Seattle on July 10, 2024. She is **the second-youngest (27 years, 337 days) and second-fastest** (210 games) to accomplish the feat, behind Lauren Jackson.

She then became the **quickest, and second-youngest, player to reach 4,500 points and 400 blocked shots**, doing so in 217 games at 28 years and 15 days.

Player	4,000 Points/400 Blocks Milestone Game
1. Lauren Jackson	209
2. <b>A'ja Wilson</b>	<b>210</b>
3. Candace Parker	229

Player	4,500 Points/400 Blocks Milestone Game
1. <b>A'ja Wilson</b>	<b>217</b>
2. Lauren Jackson	233
3. Brittney Griner	255

## M'ST 4K

**A'ja Wilson** scored her 4,000th career point in her 198th career game on June 9, 2024, against LA. **Only five players in league history have now scored 4,000 points in fewer than 200 games** after Arike Ogunbowale hit the milestone three months later. Wilson, who was 27 years and 306 days old on June 9, also became the **fourth-youngest** to hit the 4K mark (she was later bumped to 5th by Ogunbowale).

Player	4K Points Milestone Game
1. <b>Arike Ogunbowale</b>	<b>195</b>
2. Breanna Stewart	196
3. Diana Taurasi	197
4. <b>A'ja Wilson</b>	<b>198</b>
5. Elena Delle Donne	199

Player	Age at 4,000th Point
--------	----------------------

1. Lauren Jackson 26 years, 77 days
2. Diana Taurasi 27 years, 86 days
3. **Arike Ogunbowale** 27 years, 197 days
4. Tina Charles 27 years, 273 days
5. **A'ja Wilson** 27 years, 306 days

## CALCIUM EFFICIENT

**A'ja Wilson** shattered the league-record with 20 consecutive games of **20 or more points** from Aug. 28, 2023, through June 27, 2024.

### WNBA Record 20-Point Game Streaks

Player	Games	Streak Start	Streak End
1. <b>A'ja Wilson</b>	<b>20</b>	<b>Aug. 28, 2023</b>	<b>June 27, 2024</b>
2. Diana Taurasi	13	July 22, 2006	May 19, 2007
3. Breanna Stewart	12	June 29, 2017	Aug. 5, 2017
Arike Ogunbowale	12	Sept. 10, 2023	June 13, 2024

## ON HER A'GAME

Per **Her Hoops Stats**, **A'ja Wilson** scored 20 or more points 34 times in 2024, or 89.5% of her games, finishing with the highest percentage of 20-point games in a season in league history.

Player	Team	Year	20+ Point		PCT
			Games	Total Games	
1. <b>A'ja Wilson</b>	<b>Las Vegas</b>	<b>2024</b>	<b>34</b>	<b>38</b>	<b>89.5</b>
2. Diana Taurasi	Phoenix	2008	26	34	76.5
3. Diana Taurasi	Phoenix	2006	26	34	76.5
4. <b>Arike Ogunbowale</b>	<b>Dallas</b>	<b>2024</b>	<b>28</b>	<b>38</b>	<b>73.7</b>
5. A'ja Wilson	Las Vegas	2023	29	40	72.5



## HEAD COACH BECKY HAMMON



Las Vegas Aces President Nikki Fargas announced on December 31, 2021, that the team hired San Antonio Spurs assistant and 6-time WNBA All-Star Becky Hammon as the team's head coach.

Hammon rewarded the Aces less than nine months later with the franchise's first WNBA Championship.

She repeated that feat in her second season, helping the Aces become the first team to claim back-to-back WNBA titles in more than 20 years.

While the Aces 3-peat bid fell short in Hammon's third season, the injury-hampered team still advanced to the

WNBA Semifinals and finished fourth in league play.

Season No. 4 for Hammon was one for the history books.

During the 2024-25 offseason, free agency and the expansion draft saw the departure of several key players from the Aces first two championship runs. However, Las Vegas signed several players, key among them was two-time WNBA Champion, two-time Olympic gold medalist and six-time All-Star Jewell Loyd. With the different faces came struggles to gain trust and build chemistry, and the Aces roster saw more changes over the first half of the season. The final addition came on June 30 when the Aces were 8-8.

Over the next 11 games, the Aces went 6-5 before falling to 14-14 with a 53-point loss at home against Minnesota on Aug. 2. Nearly everyone outside the organization wrote off the Aces. Everyone in the inner circle knew the pieces were there, and the team rebounded with a 101-77 win the following day against Golden State. The Aces continued stringing together victories, knocking off defending champion New York and eventual Nos. 3 and 4 Atlanta and Phoenix, and brought a 12-game winning streak into a rematch against Minnesota. The Aces passed the test, 97-87, and won their next three for a season-ending 16-game winning streak to finish an improbable second in the standings. From there, the Aces were pushed to the limit in the first two rounds of the playoffs but never folded before earning a four-game sweep of Phoenix in the Finals for their third title in four years.

In her four years with the Aces, Las Vegas tallied a 77-29 (.726) mark in the regular season, 19-6 (.760) in playoff games and also captured the 2022 Commissioner's Cup crown.

The seeds for Hammon's hiring were originally sewn when the Aces retired her jersey on September 13, 2021. That ceremony served as the culmination of the franchise's 25th anniversary alumni initiative, which saw the Aces embrace their Utah and San Antonio roots, and celebrate the players who helped build the franchise and the league from the ground up. Las Vegas owner Mark Davis spent time with Hammon and her family that week, and walked away understandably impressed.

Hammon played 16 seasons in the WNBA, including her final eight in San Antonio, where she led the franchise to its first finals appearance in 2008.

On August 5, 2014, Spurs head coach Gregg Popovich hired Hammon as a full-time assistant making her the first woman in NBA history to hold that position.

Since that time, Hammon continued to accumulate coaching 'firsts' in the NBA. On July 3, 2015, she became the first woman to serve as head coach in the NBA's Summer League where she led the Spurs to the league title.

Less than a year later, Hammon became the first woman to be part of an All-Star coaching staff, and on December 30, 2020, following Popovich's ejection in San Antonio's game against Los Angeles, Hammon took over on the bench, becoming the first woman acting head coach in the history of the NBA.

A member of the league's 15th, 20th and 25th anniversary teams, Hammon went undrafted in 1999 following her All-American career at Colorado State. She signed with New York as a free agent that same year, helping the team to WNBA Finals appearances in three of her first four years in the Big Apple.


The Rapid City, South Dakota native earned her first All-Star nod in 2003, and represented New York on the Eastern Conference squad in 2005 and 2006 as well.

Following the 2006 season, New York traded Hammon to San Antonio. In her first year in silver and black, she posted what were then career highs in scoring (18.8 ppg), and assists (5.0) while earning another trip to the WNBA All-Star Game. As a team, the Silver Stars made their first appearance in the postseason since 2002, falling to Phoenix in the Western Conference Finals.

In 2008, Hammon led San Antonio to its first trip to the WNBA Finals where they fell to Detroit. The Silver Stars made the playoffs in each of her seven full seasons with the team, and Hammon once again was named to the All-Star team in 2009 and 2011.

She retired as the franchise leader in assists per game (5.1) and scoring average (15.6), and the WNBA leader in career free throw percentage (89.7).

Hammon, who was inducted into the Naismith Memorial Hall of Fame on Aug. 12, 2023, was inducted into the Women's Basketball Hall of Fame in 2022, the Colorado Sports Hall of Fame in 2015 and the San Antonio Sports Hall of Fame in 2018.



# HEAD COACH BECKY HAMMON



<b>Colorado State (1995-99)</b>		<b>WNBA (1999-2014)</b>	
All-American	1997, 1998, 1999	New York Liberty	1999-2006
NCAA Sweet Sixteen	1999	San Antonio Stars	2007-14
NCAA Second Round	1996, 1998		
WAC Mountain Division Player of the Year	1997-98, 1998-99	All-Star	2003, 2005-07, 2009, 2011
WAC Pacific Division Player of the Year	1996-97	All-WNBA First Team	2007, 2009
WAC Tournament MVP	1996	All-WNBA Second Team	2005, 2008
WAC Freshman of the Year	1995-96	WNBA Assists Leader	2007
WAC All-Time Leading Scorer	2,740 points, 1995-99	WNBA 15th Anniversary Team	2011
WAC Single-Season Scoring Leader	824 points, 1998-99	WNBA 20th Anniversary Team	2016
WAC Single-Season Made 3-Pointers Leader	114, 1998-99	WNBA 25th Anniversary Team	2021
No. 25 Retired by Colorado State	January 22, 2005	WNBA Finals	1999, 2000, 2002, 2008
<b>Coaching Career (2014-present)</b>		No. 25 Retired by San Antonio	June 25, 2016
San Antonio Spurs Assistant (NBA)	2014-22	No. 25 Retired by Las Vegas	September 13, 2021
Las Vegas Aces (WNBA)	2022-present		
<b>Halls of Fame</b>			
WNBA Champion	2022, 2023, 2025	Naismith Memorial Basketball Hall of Fame	2023
Coach of the Year	2022	San Antonio Sports Hall of Fame	2018
Coach of the Month	Sept. 2024, June 2023, May 2022	Colorado Sports Hall of Fame	2015
Commissioner's Cup Champion	2022		

## WNBA HEAD COACH RECORD

TEAM	YEAR	REG SEASON		WNBA		PLAYOFFS		NOTES
		W-L	PCT	FINISH	W-L	PCT		
Las Vegas Aces	2022	26-10	.722	1st	8-2	.800	WNBA Champion, Commissioner's Cup Champion, regular season No. 1	
Las Vegas Aces	2023	34-6	.850	1st	8-1	.875	WNBA Champion, regular season No. 1	
Las Vegas Aces	2024	27-13	.675	4th	3-3	.500	WNBA Semifinals	
Las Vegas Aces	2025	30-14	.682	2nd	9-3	.750	WNBA Champion, regular season No. 2	
Las Vegas Aces	2026	0-1	---					
<b>Totals</b>	<b>5 Seasons</b>	<b>117-44</b>	<b>.727</b>	<b>---</b>	<b>28-9</b>	<b>.757</b>	<b>3 WNBA championships, 1 Commissioner's Cup championship</b>	

## NBA ASSISTANT COACH RECORD

TEAM	YEAR	REG SEASON			NBA PLAYOFFS			NOTES
		W-L	PCT	CONF	W-L	PCT		
San Antonio	2014-15	55-27	.671	6th	3-4	.429	Western Conference First Round	
San Antonio	2015-16	67-15	.817	2nd	6-4	.600	Western Conference Semifinals	
San Antonio	2016-17	61-21	.744	2nd	8-8	.500	Western Conference Finals	
San Antonio	2017-18	47-35	.573	7th	1-4	.250	Western Conference First Round	
San Antonio	2018-19	48-34	.585	7th	3-4	.429	Western Conference First Round	
San Antonio	2019-20	32-39	.451	11th	-	-	-	
San Antonio	2020-21	33-39	.458	10th	-	-	-	
San Antonio	2021-22	34-48	.415	10th	-	-	-	
<b>Totals</b>	<b>8 Years</b>	<b>377-258</b>	<b>.594</b>		<b>21-24</b>	<b>.467</b>		

## WNBA STATISTICS

YEAR	TM	G	GS	MP	FG	FGA	FG%	3P	3PA	3P%	2P	2PA	2P%	eFG%	FT	FTA	FT%	OR	DR	REB	RPG	A	S	B	TO	PF	PTS	PPG
1999	NYL	30	0	202	27	64	.422	11	38	.289	16	26	.615	.508	15	17	.882	2	17	19	0.6	17	6	0	24	27	80	2.7
2000	NYL	32	16	835	119	252	.472	52	141	.369	67	111	.604	.575	61	69	.884	19	45	64	2.0	58	29	1	62	55	351	11.0
2001	NYL	32	0	619	90	197	.457	42	111	.378	48	86	.558	.563	40	51	.784	10	42	52	1.6	51	27	1	48	46	262	8.2
2002	NYL	32	1	659	87	197	.442	44	114	.386	43	83	.518	.553	38	56	.679	18	50	68	2.1	54	25	0	55	49	256	8.0
2003	NYL	11	2	257	50	87	.575	23	49	.469	27	38	.711	.707	39	41	.951	1	20	21	1.9	18	10	1	27	13	162	14.7
2004	NYL	34	34	1130	153	354	.432	57	170	.335	96	184	.522	.513	97	116	.836	17	101	118	3.5	150	58	2	118	73	460	13.5
2005	NYL	34	34	1165	145	336	.432	65	178	.365	80	158	.506	.528	118	131	.901	20	94	114	3.4	146	60	2	107	77	473	13.9
2006	NYL	22	20	674	107	252	.425	37	108	.343	70	144	.486	.498	72	75	.960	6	60	66	3.0	81	29	3	65	46	323	14.7
2007	SAS	28	27	934	179	402	.445	74	183	.404	105	219	.479	.537	95	102	.931	8	69	77	2.8	140	23	5	114	51	527	18.8
2008	SAS	33	33	1101	171	438	.390	77	220	.350	94	218	.431	.478	163	174	.937	13	78	91	2.8	161	43	7	104	60	582	17.6
2009	SAS	31	31	1049	200	447	.447	76	206	.369	124	241	.515	.532	128	142	.901	25	78	103	3.3	156	49	12	111	54	604	19.5
2010	SAS	32	32	1075	159	360	.442	69	177	.390	90	183	.492	.538	97	101	.960	16	77	93	2.9	172	36	8	108	61	484	15.1
2011	SAS	33	33	1050	176	400	.440	75	193	.389	101	207	.488	.534	99	111	.892	5	91	96	2.9	192	49	7	119	51	526	15.9
2012	SAS	33	33	998	160	363	.441	80	184	.435	80	179	.447	.551	85	97	.876	9	74	83	2.5	176	31	6	106	37	485	14.7
2013	SAS	1	1	12	1	3	.333	0	1	.000	1	2	.500	.333	0	0	----	0	1	1	1.0	1	0	0	3	0	2	2.0
2014	SAS	32	32	784	91	218	.417	47	118	.398	44	100	.440	.525	35	35	1.000	3	42	45	1.4	135	13	4	53	37	264	8.3
<b>Career</b>		<b>450</b>	<b>329</b>	<b>12544</b>	<b>1915</b>	<b>4370</b>	<b>.438</b>	<b>829</b>	<b>2191</b>	<b>.378</b>	<b>1086</b>	<b>2179</b>	<b>.498</b>	<b>.533</b>	<b>1182</b>	<b>1318</b>	<b>.897</b>	<b>172</b>	<b>939</b>	<b>1111</b>	<b>2.5</b>	<b>1708</b>	<b>488</b>	<b>591224</b>	<b>737</b>	<b>5841</b>	<b>13.0</b>	



# JANIAH BARKER • No. 2

Forward • 6-4 • Tennessee '26 • Rookie

## COLLEGIATE CAREER HIGHLIGHTS

- Wrapped her collegiate career at Tennessee after spending her first two years (2022-24) at Texas A&M and one year (2024-25) at UCLA.
- 2025 Big Ten Sixth Player of the Year.
- As a freshman, started 7 of 19 games and averaged 12.7 ppg, 5.9 rpg and 1.0 bpg, while shooting 45.6% from the field en route to earning 2023 SEC All-Freshman Team honors.
- Averaged 12.2 ppg and 7.6 rpg, while starting 27 of 30 games played as a sophomore.
- At UCLA, started 3 of 36 games and posted 7.4 ppg and 6.0 rpg in helping the Bruins reach the 2025 Final Four
- At Tennessee, averaged 14.3 ppg and 6.6 rpg as a senior.
- In all, Barker started 58 of 112 games played and averaged 11.2 ppg and 6.5 rpg, while shooting 46.8% from the field during her four-year collegiate career.

## USA BASKETBALL

- Won gold medals at the 2019 FIBA U16 AmeriCup and 2021 FIBA 3x3 U18 World Cup, and a silver medal at the 2023 FIBA AmeriCup.

## PERSONAL:

- Hails from Marietta, Georgia.
- Born on Nov. 8, 2023.

## WNBA CAREER HIGHLIGHTS

- Selected at No. 29 in the first round of the 2026 WNBA Draft by Las Vegas.

## 2026 (LAS VEGAS)

## RECORD WITH/OUT

Year	Games Missed	Record With	Record Without
2026	1	0-0	0-1

## WNBA RANKINGS

	PPG	RPG	APG	SPG	BPG	MPG	FG%	3G%	FT%
2026	---	---	---	---	---	---	---	---	---

## 2026 REGULAR SEASON / CAREER HIGHS

PTS  
REBS  
ASTS  
STLS  
BLKS  
MINS

## SEASON HIGHS

	PTS	REBS	ASTS	STLS	BLKS	MIN	FGM	FGA	3PM	3PA	FTM	FTA
2026	-	-	-	-	-	-	-	-	-	-	-	-

## MILESTONES REACHED

Mark	Opponent	Date	Game #
1st Point			
1st Rebound			

## PENDING MILESTONES

Mark	Category	Current	Needs
n/a			

## 10+ REBOUNDS & ASSISTS GAMES

	REB	ASTS	DOUBLE-DOUBLES
YEAR	10 +	10 +	PT/REB
2026	0	0	0

## 10+ POINT GAMES

	SCORING	
YEAR	10 +	20 +
2026	0	0

## CAREER REGULAR SEASON STATISTICS

YEAR	TM	G	GS	MP	FGM	FGA	FG%	3PM	3PA	3P%	2PM	2PA	2P%	eFG%	FT	FTA	FT%	OR	DR	REB	RPG	A	S	B	TO	PF	PTS	PPG
2026	LVA			DNP																								



# KIERSTAN BELL • No. 1

Forward • 6-1 • Florida Gulf Coast '22 • 5th Year

### 2024 (LAS VEGAS)

- Was injured early on and played in just 6 games during the regular season and saw action in one game in the postseason.

### 2022 (LAS VEGAS)

- Scored a career playoff-high 11 vs. Phoenix on Aug. 20.

### COLLEGIATE HIGHLIGHTS

- Named ASUN Player of the Year as a sophomore.
- First player in program history to record a 20/20 game (24 points, 20 rebounds) in FGCU debut vs Davidson on Nov. 30, 2020.
- 2021, 2022 All-American honorable mention.
- 2-time Becky Hammon Mid-Major Player of the Year.
- Transferred to Florida Gulf Coast after playing as a freshman for Ohio State, where she listed as an All-Big Ten honorable mention and named to the Big Ten All-Freshmen Team.

### PERSONAL

- Hails from Alliance, Ohio.
- Born on March 16, 2000.

### KIERSTAN BELL'S ONLINE BIO

- [Online bio](#) includes items such as expanded WNBA statistics, more notes, college and international statistics, and more!

### WNBA CAREER HIGHLIGHTS

- 2022, 2023 & 2025 WNBA Champion.

### 2026 (LAS VEGAS)

- 

### 2025 (LAS VEGAS)

- Missed the final two games of the season due to injury (lower right leg).
- Moved into the starting rotation on July 27 at Dallas and scored a career-high 19 points.

### RECORD WITH/OUT

Year	Games Missed	Record With	Record Without
2022	15	18-3	8-7
2023	4	31-5	3-1
2024	34	6-0	21-13
2025	9	22-13	8-1
2026	0	0-1	0-0
<b>Totals</b>	<b>62</b>	<b>77-22</b>	<b>40-22</b>

### WNBA RANKINGS

	PPG	RPG	APG	SPG	BPG	MPG	FG%	3G%	FT%	PTS
2022	---	---	---	---	---	---	---	---	---	---
2023	---	---	---	---	---	---	---	---	---	---
2024	---	---	---	---	---	---	---	---	---	---
2025	---	---	---	---	---	---	---	---	---	---
2026	---	---	---	---	---	---	---	---	---	---

### 2026 REGULAR SEASON HIGHS

REBS	6	Phoenix	May 9, 2026
ASTS	1	Phoenix	May 9, 2026
STLS	1	Phoenix	May 9, 2026
BLKS	-		
MINS	19:00	Phoenix	May 9, 2026

### SEASON HIGHS

	PTS	REBS	ASTS	STLS	BLKS	MIN	FGM	FGA	3PM	3PA	FTM	FTA
2022	12	5	2	1	1	15:48	4	6	2	4	2	2
2023	15	5	2	2	2	19:24	5	9	3	6	2	2
2024	12	4	5	0	0	24:12	4	11	3	6	1	2
2025	19	6	3	2	1	27:38	6	11	6	7	4	4
2026	0	6	1	1	0	19:00	0	4	0	1	0	0

### CAREER REGULAR SEASON HIGHS

PTS	19	@ Dallas	July 27, 2025
REBS	6	2x, last vs Phoenix	May 9, 2026
ASTS	5	Dallas	Sept. 19, 2024
STLS	2	3x, last @ Los Angeles	July 29, 2025
BLKS	2	Los Angeles	May 27, 2023
MINS	27:38	Dallas	Aug. 17, 2025

### MILESTONES REACHED

Mark	Opponent	Date	Game #
1st Point	Phoenix	5/21/2022	5
100th Point	Dallas	7/30/2023	43
100th Rebound	@ Connecticut	7/6/2025	76

### UPCOMING MILESTONES

Mark	Category	Current	Needs
100	Games	99	1
400	Points	322	78

### 10+ REBOUNDS & ASSISTS GAMES

	REB	ASTS	DUB-DUBS
YEAR	10+	10+	PT/REB
2022	0	0	0
2023	0	0	0
2024	0	0	0
2025	0	0	0
2026	0	0	0
<b>Totals</b>	<b>0</b>	<b>0</b>	<b>0</b>

### 10+ POINT GAMES

	SCORING	
YEAR	10+	20+
2022	1	0
2023	3	0
2024	1	0
2025	2	1
2026	0	0
<b>Totals</b>	<b>6</b>	<b>1</b>

### CAREER REGULAR SEASON STATISTICS

YEAR	TM	G	GS	MP	FGM	FGA	FG%	3PM	3PA	3P%	2PM	2PA	2P%	eFG%	FT	FTA	FT%	OR	DR	REB	RPG	A	S	B	TO	PF	PTS	PPG
2022	LVA	21	1	121	10	33	.303	3	22	.136	7	11	.636	.348	4	4	1.000	4	15	19	0.9	7	2	3	5	10	27	1.3
2023	LVA	36	0	424	53	153	.346	20	82	.244	33	71	.465	.412	6	10	.600	14	42	56	1.6	18	15	5	14	47	132	3.7
2024	LVA	6	0	43	6	16	.375	4	8	.500	2	8	.250	.500	1	2	.500	1	5	6	1.0	5	0	0	1	5	17	2.8
2025	LVA	35	16	427	52	153	.340	30	102	.294	22	51	.431	.438	12	15	.800	20	42	62	1.8	23	14	11	17	30	146	4.2
2026	LVA	1	0	19	0	4	.000	0	1	.000	0	3	.000	.000	0	0	---	0	6	6	6.0	1	1	0	2	1	0	0.0
<b>Career</b>		<b>99</b>	<b>17</b>	<b>1034</b>	<b>121</b>	<b>360</b>	<b>.336</b>	<b>57</b>	<b>216</b>	<b>.264</b>	<b>64</b>	<b>144</b>	<b>.444</b>	<b>.415</b>	<b>23</b>	<b>31</b>	<b>.742</b>	<b>39</b>	<b>110</b>	<b>149</b>	<b>1.5</b>	<b>54</b>	<b>32</b>	<b>19</b>	<b>39</b>	<b>93</b>	<b>322</b>	<b>3.3</b>



# CHENNEDY CARTER • No. 23

Guard • 5-9 • Texas A&M '20 • 5th Year

### OFFSEASON

- Has competed in China, Israel, Mexico, Poland, and Turkey.
- Posted the first triple-double of the 2024-25 WCBA (China) season with 33 points, 17 rebounds and 10 assists, adding 5 assists and 1 blocked shots on Jan. 20, 2025.

### COLLEGIATE (TEXAS A&M)

- 2020 AP All-America second team
- 2019 and 2020 USBWA All-Ameirca second team
- 2020 WBCA All-American
- 2018 USBWA and WBCA National Freshman of the Year
- Three-time All-SEC first team
- 2018 SEC Freshman of the Year

### USA BASKETBALL

- Earned silver medals at the 2019 Pan American Games and the 2017 FIBA U19 World Cup and a gold at the 2016 FIBA U18 AmeriCup.

### PERSONAL

- Hails from Mansfield, Texas.
- Born on Nov. 14, 1998.

### WNBA CAREER HIGHLIGHTS

- Selected No. 4 overall by Atlanta in the 2020 WNBA Draft.
- 2020 WNBA All-Rookie Team

### 2026 (LAS VEGAS)

- Signed a training camp contract on April 14.

### 2020 (ATLANTA)

- Scored a career-high 35 points against New York on August 6.

### RECORD WITH/OUT

Year	Games		Record	
	Missed	With	With	Without
2020	6	6-10	1-5	1-5
2021	6	5-6	1-5	1-5
2022	12	8-16	5-7	5-7
2024	7	13-20	1-6	1-6
2026	0	0-1	0	0
<b>Totals</b>	<b>31</b>	<b>32-53</b>	<b>8-23</b>	<b>8-23</b>

# CHENNEDY CARTER • No. 23

## WNBA RANKINGS

	PPG	RPG	APG	SPG	BPG	MPG	FG%	3G%	FT%
2020	---	---	---	---	---	---	23	---	29
2021	---	---	---	---	---	---	---	---	---
2022	---	---	---	---	---	---	---	---	---
2024	---	---	---	---	---	---	18	---	---
2026	---	---	---	---	---	---	---	---	---

## 2026 REGULAR SEASON HIGHS

PTS	10	Phoenix	May 9, 2026
REBS	2	Phoenix	May 9, 2026
ASTS	2	Phoenix	May 9, 2026
STLS	2	Phoenix	May 9, 2026
BLKS	0		
MINS	19:22	Phoenix	May 9, 2026

## SEASON HIGHS

	PTS	REBS	ASTS	STLS	BLKS	MIN	FGM	FGA	3PM	3PA	FTM	FTA
2020	35	5	8	2	1	36:28	12	22	3	4	10	10
2021	24	4	6	2	1	33:57	10	19	1	2	11	11
2022	23	6	5	2	2	28:44	8	15	1	2	8	8
2024	34	9	7	3	1	35:37	15	24	3	4	15	9
2026	10	2	2	2	0	19:22	5	8	0	0	0	0

## CAREER REGULAR SEASON HIGHS

PTS	35	vs Seattle	Aug. 6, 2020
REBS	9	vs Los Angeles	Aug. 6, 2024
ASTS	8	vs Dallas	July 26, 2020
STLS	3	6x Last vs Las Vegas	July 16, 2024
BLKS	2	2x Last vs Las Vegas	June 11, 2022
MINS	36:28	vs Seattle	Aug. 6, 2020

## MILESTONES REACHED

Mark	Opponent	Date	Game #
1st Point		7/26/2020	1
100th Point		8/6/2020	6
500th Point		5/25/2022	35
1,000th Point		7/11/2024	73
100th Assist		5/14/2022	31
100th Rebound		5/15/2024	52

## UPCOMING MILESTONES

Mark	Category	Current	Needs
1,500	Points	1,235	265
250	Assists	241	9

## 10+ REBOUNDS & ASSISTS GAMES

YEAR	REB			ASTS			DUB-DUBS		
	10+	10+	10+	10+	10+	10+	10+	10+	
2020	0	0	0	0	0	0	0	0	
2021	0	0	0	0	0	0	0	0	
2022	0	0	0	0	0	0	0	0	
2024	0	0	0	0	0	0	0	0	
2026	0	0	0	0	0	0	0	0	
<b>Totals</b>	<b>0</b>	<b>0</b>	<b>0</b>	<b>0</b>	<b>0</b>	<b>0</b>	<b>0</b>	<b>0</b>	

## 10+ POINT GAMES

YEAR	SCORING		
	10+	20+	30+
2020	13	6	1
2021	8	4	0
2022	10	2	0
2024	29	11	2
2026	1	0	0
<b>Totals</b>	<b>61</b>	<b>23</b>	<b>3</b>

## CAREER REGULAR SEASON STATISTICS

YEAR	TM	G	GS	MP	FGM	FGA	FG%	3PM	3PA	3P%	2PM	2PA	2P%	eFG%	FT	FTA	FT%	OR	DR	REB	RPG	A	S	B	TO	PF	PTS	PPG
2020	ATL	16	16	406	106	224	.473	12	32	.375	94	192	.490	.500	55	67	.821	8	28	36	2.3	55	14	5	43	57	279	17.4
2021	ATL	11	11	280	60	132	.455	1	9	.111	59	123	.480	.458	35	40	.875	5	9	14	1.3	36	8	4	23	33	156	14.2
2022	LAS	24	2	393	85	189	.450	2	10	.200	83	179	.464	.455	41	55	.745	9	36	45	1.9	46	15	9	43	52	213	8.9
2024	CHI	33	20	858	238	489	.487	9	31	.290	229	458	.500	.496	92	126	.730	22	95	117	3.5	102	36	6	55	105	577	17.5
2026	LVA	1	0	19	5	8	.625	0	0	---	5	8	.625	.625	0	0	---	0	2	2	2.0	2	2	0	3	5	10	10.0
<b>Career</b>		<b>85</b>	<b>49</b>	<b>1956</b>	<b>494</b>	<b>1042</b>	<b>.474</b>	<b>24</b>	<b>82</b>	<b>.293</b>	<b>470</b>	<b>960</b>	<b>.490</b>	<b>.486</b>	<b>223</b>	<b>288</b>	<b>.774</b>	<b>44</b>	<b>170</b>	<b>214</b>	<b>2.5</b>	<b>241</b>	<b>75</b>	<b>24</b>	<b>167</b>	<b>252</b>	<b>1235</b>	<b>14.5</b>



# DANA EVANS • No. 11

Guard • 5-6 • Louisville 2021 • 6th Year

### 2023 (CHICAGO)

- Checked in for 38 of 39 games played and contributed 9.0 ppg and 3.0 apg en route to finishing third in the 2023 WNBA Sixth Player of the Year voting.

### 2022 (CHICAGO)

- Scored her career-high 24 points in her first career start to open the 2022 campaign.

### 2021 (DALLAS & CHICAGO)

- Traded to Chicago on 6/2/21, after averaging 4 minutes a game, more than doubled her playing time after the move to Chicago to 8.6 minutes and went from 0.8 ppg to 3.9 ppg and 0.5 apg to 1.2 apg.
- Saw action in 6 games for Dallas, 22 for Chicago.

### OFFSEASON

- Spent her first WNBA offseason playing in Hungary and since then has competed for Besiktas in the Turkish Super League, as well as the EuroCup (2022-23 through 2023-24).
- Signed with Unrivaled for 2026 but played just one game due to injury.

### COLLEGIATE HIGHLIGHTS (LOUISVILLE)

- A two-time All-American
- 2020 and 2021 ACC Player of the Year
- 2019 ACC Sixth Player of the Year
- 2018 ACC All-Freshman Team
- Averaged 12.7 ppg, 2.4 rpg and 3.9 apg over 135 games.

### PERSONAL

- Hails from Gary, Indiana.
- Born on Aug. 1, 1998.

### WNBA CAREER HIGHLIGHTS

- 2021 & 2025 WNBA Champion
- 2021 WNBA All-Rookie Team.
- Selected No. 13 overall (first in the second round) by Dallas in the 2021 WNBA Draft.

### 2026 (LAS VEGAS)

- Sidelined with a left leg injury.

### 2025 (LAS VEGAS)

- Got one starting nod, against New York Aug. 13.

### RECORD WITH/OUT

Year	Games		Record	
	Missed	With	With	Without
2021	2	14-15	2-0	
2022	3	24-9	2-1	
2023	1	17-22	1-0	
2024	1	12-27	1-0	
2025	0	30-14	0-0	2026
1	0-0	0-1		
<b>Totals</b>	<b>8</b>	<b>97-87</b>	<b>6-2</b>	

# DANA EVANS • No. 11

## WNBA RANKINGS

	PPG	RPG	APG	SPG	BPG	MPG	FG%	3G%	FT%
2021	---	---	---	---	---	---	---	30	---
2022	---	---	---	---	---	---	---	---	---
2023	---	---	<b>25</b>	---	---	---	---	---	<b>19</b>
2024	---	---	33	---	---	---	---	<b>19</b>	---
2025	---	---	---	---	---	---	---	23	---
2026	---	---	---	---	---	---	---	---	---

## 2026 REGULAR SEASON HIGHS

PTS  
REBS  
ASTS  
STLS  
BLKS  
MINS

## CAREER REGULAR SEASON HIGHS

PTS 24 Los Angeles May 6, 2022  
 REBS 4 8x, last @ Minnesota July 25, 2025  
 ASTS 8 2x, last vs Seattle Aug. 22, 2023  
 STLS 5 Los Angeles May 30, 2024  
 BLKS 2 Indiana June 15, 2023  
 MINS 35:15 Los Angeles May 6, 2022

## SEASON HIGHS

	PTS	REBS	ASTS	STLS	BLKS	MIN	FGM	FGA	3PM	3PA	FTM	FTA
2021	14	3	4	2	1	18:43	4	7	2	3	4	4
2022	<b>24</b>	<b>4</b>	5	4	1	<b>35:15</b>	<b>9</b>	<b>17</b>	3	<b>7</b>	4	5
2023	23	<b>4</b>	<b>8</b>	3	<b>2</b>	33:47	8	16	4	6	9	9
2024	15	<b>4</b>	6	<b>5</b>	1	34:44	7	16	4	6	<b>10</b>	<b>10</b>
2025	21	<b>4</b>	6	2	1	24:36	8	11	<b>5</b>	6	4	5
2026	-	-	-	-	-	-	-	-	-	-	-	-

## MILESTONES REACHED

Mark	Opponent	Date	Game #
1st Point	Seattle	5/22/2021	2
100th Point	Los Angeles	5/6/2022	30
500th Point	Seattle	8/22/2023	94
1,000th Point	Golden State	7/12/2025	161
100th Assist	@ Los Angeles	6/9/2023	70
100th Rebound	New York	6/4/2024	109

## UPCOMING MILESTONES

Mark	Category	Current	Needs
400	Assists	379	21

## 10+ REBOUNDS & ASSISTS GAMES


YEAR	REB			ASTS			DUB-DUBS		
	10+	10+	PT/REB	10+	10+	PT/REB	10+	10+	PT/REB
2021	0	0	0	0	0	0	0	0	0
2022	0	0	0	0	0	0	0	0	0
2023	0	0	0	0	0	0	0	0	0
2024	0	0	0	0	0	0	0	0	0
2025	0	0	0	0	0	0	0	0	0
2026	0	0	0	0	0	0	0	0	0
<b>Totals</b>	<b>0</b>	<b>0</b>	<b>0</b>	<b>0</b>	<b>0</b>	<b>0</b>	<b>0</b>	<b>0</b>	<b>0</b>

## 10+ POINT GAMES

YEAR	SCORING	
	10+	20+
2021	1	0
2022	4	1
2023	14	3
2024	17	0
2025	11	1
2026	0	0
<b>Totals</b>	<b>47</b>	<b>5</b>

## CAREER REGULAR SEASON STATISTICS

YEAR	TM	G	GS	MP	FGM	FGA	FG%	3PM	3PA	3P%	2PM	2PA	2P%	eFG%	FT	FTA	FT%	OR	DR	REB	RPG	A	S	B	TO	PF	PTS	PPG	
2021	TOT	29	0	221	27	79	.342	18	45	<b>.400</b>	9	34	.265	.456	23	26	.885	1	10	11	0.4	30	5	1	17	21	95	3.3	
2021	DAL	6	0	24	1	6	.167	1	3	.333	0	3	.000	.250	2	2	1.00	0	0	0.0	3	0	0	4	3	5	0.8		
2021	CHI	23	0	197	26	73	.356	17	42	.405	9	31	.290	<b>.473</b>	21	24	.875	1	10	11	0.5	27	5	1	13	18	90	3.9	
2022	CHI	33	1	378	49	130	.377	22	67	.328	27	63	.429	.462	22	25	.880	5	22	27	0.8	41	10	3	27	29	142	4.3	
2023	CHI	39	1	<b>837</b>	<b>116</b>	<b>322</b>	.360	<b>42</b>	<b>143</b>	.294	<b>74</b>	<b>179</b>	<b>.413</b>	.425	<b>76</b>	<b>89</b>	.854	7	<b>40</b>	<b>47</b>	<b>1.2</b>	<b>118</b>	<b>27</b>	4	<b>61</b>	45	<b>350</b>	<b>9.0</b>	
2024	CHI	39	<b>12</b>	743	95	252	.377	41	109	.376	54	143	.378	.458	48	50	<b>.960</b>	5	38	43	1.1	94	26	<b>5</b>	53	48	279	7.2	
2025	LVA	<b>44</b>	1	777	107	274	<b>.391</b>	37	101	.366	70	173	.405	.458	40	53	.755	<b>8</b>	39	<b>47</b>	1.1	96	17	<b>5</b>	37	<b>57</b>	291	6.6	
2026	LVA	DNP -- Injured																											
<b>Career</b>		<b>184</b>	<b>15</b>	<b>2956</b>	<b>394</b>	<b>1057</b>	<b>.373</b>	<b>160</b>	<b>465</b>	<b>.344</b>	<b>234</b>	<b>592</b>	<b>.395</b>	<b>.448</b>	<b>209</b>	<b>243</b>	<b>.860</b>	<b>26</b>	<b>149</b>	<b>175</b>	<b>1.0</b>	<b>379</b>	<b>85</b>	<b>18</b>	<b>195</b>	<b>200</b>	<b>1157</b>	<b>6.3</b>	



# CHELSEA GRAY • No. 12

Point Guard • 5-11 • Duke '13 • 12th Year

## WNBA CAREER HIGHLIGHTS

- 2016, 2022, 2023 & 2025 WNBA Champion
- 2022 WNBA Finals MVP
- Six-time WNBA All-Star (2017-19, 2021, 2023-24)
- 2019 All-WNBA first team
- 2023 and 2017 All-WNBA second team
- 2022 WNBA Commissioner's Cup MVP
- 2023 Associated Press All-WNBA first team.
- Two-time WNBA Western Conference Player of the Week (Aug. 1, 2023; May 27, 2018)
- 2023 All-Star Skills Contest winner with Kelsey Plum.

## 2026 (LAS VEGAS)

- Enters 2026 listing **6th on the all-time W career list for assists** with 1,870 and tied with Tanisha Wright for **12th on the W's all-time wins list with 255**.

## 2025 (LAS VEGAS)

- On Aug. 25 against Chicago, became the **15th player in W history to win 250 games**.
- On July 12 against Golden State, became the **5th player in WNBA history with at least 4,000 points, 1,000 rebounds, 1,500 assists, 400 steals and 100 blocked shots**. She hit the mark in 346 games, the youngest (32 years, 377 days) and second-fastest to the mark (Alyssa Thomas, 327 games on June 18, 2025).
- On June 7 Gray became the **8th player in WNBA history** to tally at least 4,000 points, 1,000 rebounds and 1,500 assists. At the time, was the

second-fastest (332 games) and second-youngest (32 years, 242 days) to ever reach the milestone.

## 2024 (LAS VEGAS)

- Missed the first 12 games of the season while recovering from the foot injury sustained in Game 3 of the 2023 WNBA Finals.

## 2023 (LAS VEGAS)

- Finished 3rd among league leaders for assists (7.3 apg).
- Named an All-Star starter.
- Had 20 points and 7 assists to open the playoffs against Chicago on Sept. 13.
- Injured (left foot) and was sidelined for Game 4 of the Finals.
- Recorded the franchise's 2nd triple-double, the 1st for points-rebounds-assists, with 22 points, 11 rebounds and 11 assists against New York on Aug. 17.
- Notched a franchise-record 10 points-assists double-doubles on the year.

## 2023 (LAS VEGAS)

- Named WNBA Finals MVP (18.3 ppg, 3.0 rpg, 6.0 apg, 58.5% FG, 45% 3PT)
- Named WNBA Commissioner's Cup MVP (19 points, 4 rebounds, 5 assists)

## 2021 (LAS VEGAS)

- Set or tied 3 franchise assist records—14 in a game vs. Lynx, Sept. 8; 10 in a half and 7 in a quarter vs. Fever, May 28

## 2019 (LOS ANGELES)

- Recorded the 8th triple-double in WNBA regular season history, July 7 (13-pt, 10-reb, 13-asst vs. Washington).
- Set franchise mark with 20 points in a quarter, August 29 vs. Indiana—2nd most points scored in a quarter in W history

## 2017 (LOS ANGELES)

- 3-point field goal percentage (.482) was highest in team history and 7th highest in WNBA history for players with 50+ attempts

## 2014 (CONNECTICUT)

- Sat out season rehabbing right knee injury suffered senior year at Duke.

## INTERNATIONAL HIGHLIGHTS

- 2024 Olympic gold medalist; led the USA and **ranked 8th among the 12-team field for assists (5.2 apg)**.
- 2020 Olympic gold medalist
- 2022 World Cup gold medalist

## COLLEGIATE HIGHLIGHTS

- 2-time All-American
- 2013 ACC Co-Player of the Year
- Set program record for assists in a season (201) as a sophomore

## PERSONAL

- Married wife Tipesa in November 2019; the two welcomed their son in February 2024.
- Hails from Manteca, California.
- Born on Oct. 8, 1992.

## CHELSEA GRAY'S ONLINE BIO

- Online bio includes items such as expanded WNBA statistics, more notes, college, international and USA Basketball statistics, and more!

## REGULAR SEASON HIGHS

	PTS	REBS	ASTS	STLS	BLKS	MIN	FGM	FGA	3PM	3PA	FTM	FTA
2015	16	9	7	3	2	25:48	6	11	4	5	5	6
2016	23	6	8	3	1	36:30	8	10	2	3	6	7
2017	25	8	10	4	1	47:51	9	18	5	8	8	10
2018	26	7	11	6	3	38:36	11	20	4	7	8	11
2019	30	10	13	5	2	41:03	11	21	7	9	7	7
2020	27	8	11	3	1	39:06	10	19	4	7	5	5
2021	21	6	14	5	2	37:14	8	19	3	6	5	5
2022	33	7	12	5	2	39:56	11	17	5	8	11	11
2023	27	11	12	4	3	37:23	10	22	4	7	10	12
2024	22	8	10	3	2	33:53	8	14	3	8	4	5
2025	28	10	14	7	3	39:00	8	17	6	11	8	9
2026	4	1	6	0	2	22:27	2	6	0	2	0	0

## RECORD WITH/OUT

Year	Games Missed	Record With	Record Without
2014	34	0-0	13-21
2015	0	15-19	0-0
2016	1	25-8	1-0
2017	0	26-8	0-0
2018	0	19-15	0-0
2019	0	22-12	0-0
2020	0	15-7	0-0
2021	0	24-8	0-0
2022	1	25-10	1-0
2023	0	34-6	0-0
2024	13	20-7	7-6
2025	0	30-14	0-0
2026	0	0-1	0-0
<b>Totals</b>	<b>48</b>	<b>255-115</b>	<b>22-27</b>

# CHELSEA GRAY • No. 12

## WNBA RANKINGS

	PPG	RPG	APG	SPG	BPG	MPG	FG%	3G%	FT%
2015	---	---	18	---	---	---	---	---	---
2016	---	---	---	---	---	---	---	---	---
2017	19	---	6	---	---	3	10	1	22
2018	19	---	6	6	---	5	16	14	18
2019	13	---	2	---	---	4	---	13	5
2020	21	---	5	11	---	14	---	---	2
2021	---	---	4	20	---	---	16	16	---
2022	21	---	4	4	---	22	17	---	4
2023	21	---	3	9	24	15	14	7	5
2024	---	---	---	---	---	---	---	33	---
2025	---	---	9	15	23	18	---	29	8
2026	---	---	---	---	---	---	---	---	---

## 2026 REGULAR SEASON HIGHS

PTS	4	Phoenix	May 9, 2026
REBS	1	Phoenix	May 9, 2026
ASTS	6	Phoenix	May 9, 2026
STLS	0		
BLKS	2	Phoenix	May 9, 2026
MINS	22:27	Phoenix	May 9, 2026

## CAREER REGULAR SEASON HIGHS

PTS	33	Seattle	Aug. 14, 2022
REBS	11	New York	Aug. 17, 2023
ASTS	14	2x, last vs Dallas	Aug. 17, 2024
STLS	7	@ Los Angeles	Sept. 11, 2025
BLKS	3	4x, last @ Washington	July 10, 2025
MINS	48	@ Chicago	Aug. 18, 2017

## MILESTONES REACHED

Mark	Opponent	Date	Game #
250th Victory	@ Chicago	Aug. 25, 2025	364
1st Point	Washington	June 5, 2015	1
1,000th Point	Phoenix	May 27, 2018	105
2,000th Point	Las Vegas	Aug. 7, 2020	175
3,000th Point	@ Seattle	Aug. 7, 2022	255
4,000th Point	@ Golden State	June 7, 2025	332
1,000th Assist	@ Phoenix	May 6, 2022	234
1,500th Assist	Seattle	June 19, 2024	299
1,000th Rebound	@ Connecticut	Sept. 6, 2024	320
100th Block	@ New York	July 8, 2025	344

## UPCOMING MILESTONES

Mark	Category	Current	Needs
4,500	Points	4,413	87
1,200	Rebounds	1,189	11
1,900	Assists	1,876	24

## 10+ REBOUNDS & ASSISTS GAMES


YEAR	REB		ASTS		DOUBLE-DOUBLES	
	10+	10+	PT/AST	PT/REB		
2015	0	0	0	0		
2016	0	0	0	0		
2017	0	1	1	0		
2018	0	1	1	0		
2019	1	2	1	1		
2020	0	1	0	0		
2021	0	3	1	0		
2022	0	1	1	0		
2023	1	10	10	1		
2024	0	1	1	0		
2025	1	2	2	1		
2026	0	0	0	0		
<b>Totals</b>	<b>3</b>	<b>22</b>	<b>18</b>	<b>4</b>		

## 10+ POINT GAMES

YEAR	SCORING		
	10+	20+	30+
2015	9	0	0
2016	7	2	0
2017	28	6	0
2018	28	9	0
2019	28	7	1
2020	18	4	0
2021	19	1	0
2022	25	5	0
2023	35	8	0
2024	11	1	0
2025	27	2	0
2026	0	0	0
<b>Totals</b>	<b>236</b>	<b>45</b>	<b>1</b>

## CAREER REGULAR SEASON STATISTICS

YEAR	TM	G	GS	MP	FGM	FGA	FG%	3PM	3PA	3P%	2PM	2PA	2P%	eFG%	FT	FTA	FT%	OR	DR	REB	RPG	A	S	B	TO	PF	PTS	PPG
2015	CON	34	0	543	86	203	.424	23	66	.348	63	137	.460	.480	40	49	.816	18	60	78	2.3	92	22	5	59	43	235	6.9
2016	LAS	33	1	540	71	157	.452	14	46	.304	57	111	.514	.497	39	50	.780	8	50	58	1.8	71	16	4	40	38	195	5.9
2017	LAS	34	34	1125	184	363	.507	53	110	.482	131	253	.518	.580	81	98	.827	21	92	113	3.3	151	36	8	65	74	502	14.8
2018*	LAS	34	34	1111	193	399	.484	38	97	.392	155	302	.513	.531	81	97	.835	17	99	116	3.4	175	48	6	79	65	505	14.9
2019*	LAS	34	34	1108	188	452	.416	50	131	.382	138	321	.430	.471	66	72	.917	14	114	128	3.8	202	33	3	108	49	492	14.5
2020	LAS	22	22	679	122	276	.442	18	59	.305	104	217	.479	.475	46	49	.939	15	66	81	3.7	116	34	2	60	38	308	14.0
2021*	LVA	32	32	926	148	326	.454	27	71	.380	121	255	.475	.495	32	36	.889	15	77	92	2.9	189	37	9	88	43	355	11.1
2022	LVA	35	35	1039	183	373	.491	34	100	.340	149	273	.546	.536	81	89	.910	10	102	112	3.2	212	57	10	80	54	481	13.7
2023	LVA	40	40	1288	225	459	.490	64	152	.421	161	307	.524	.560	96	107	.897	12	146	158	4.0	291	57	25	101	73	610	15.3
2024	LVA	27	25	702	84	206	.408	26	77	.338	58	129	.450	.471	39	48	.813	5	74	79	2.9	132	34	19	64	37	233	8.6
2025	LVA	44	44	1368	169	386	.438	63	171	.368	106	215	.493	.519	92	104	.885	25	148	173	3.9	239	62	28	125	89	493	11.2
2026		1	1	22	2	6	.333	0	2	.000	2	4	.500	.333	0	0	---	1	0	1	1.0	6	0	2	3	1	4	4.0
<b>Career</b>		<b>370</b>	<b>302</b>	<b>10451</b>	<b>1655</b>	<b>3605</b>	<b>.459</b>	<b>410</b>	<b>1082</b>	<b>.379</b>	<b>1245</b>	<b>2523</b>	<b>.493</b>	<b>.516</b>	<b>693</b>	<b>799</b>	<b>.867</b>	<b>161</b>	<b>1028</b>	<b>1189</b>	<b>3.2</b>	<b>1876</b>	<b>436</b>	<b>121</b>	<b>873</b>	<b>604</b>	<b>4413</b>	<b>11.9</b>



# JEWELL LOYD • NO. 24

Guard • 5-11 • 12th Year

## WNBA CAREER HIGHLIGHTS

- 2018, 2020 & 2025 WNBA champion
- 2021 Commissioner's Cup champion
- No. 1 pick by Seattle in the 2015 WNBA Draft
- Three-time All-WNBA (2016, 2021, 2023)
- Six-time WNBA All-Star (2018-19, 2021-23)
- 2015 WNBA Rookie of the Year.
- 2023 All-Star Game MVP
- Two-time Western Conference Player of the Week (June 7, 2021 and June 20, 2023)
- July 2015 Rookie of the Month
- 2023 WNBA scoring leader (24.7 ppg)

## 2026 (LAS VEGAS)

- Enters the 2026 season ranked **No. 14 on the league's all-time career scoring chart** with 6,027 points

## 2025 (LAS VEGAS)

- Against Chicago on Aug. 25, earned the 200th victory of her career, tying Maya Moore for **No. 48 in all-time wins.**
- Heading into the 2026 season, Loyd's 6,027 career point total ranks No. 14 on the league's all-time scoring chart.
- Scored her 6,000th point on Sept. 9, becoming the 16th player in WNBA history to reach the milestone **and the third-youngest** (31 years, 339 days) behind No. 1 Diana Taurasi (31 years, 61 days) and No. 2 Lauren Jackson (31 years, 133 days).

## 2024 (SEATTLE)

- Tallied 5,000th career point on June 7, becoming 25th player and fifth-youngest in WNBA history to reach the milestone.
- Recorded 1,000th career assist on July 10 vs Las Vegas, becoming third WNBA player, and third youngest, with 5,000 points and 1,000 assists.'

## 2023 (SEATTLE)

- Scored 31 points in the All-Star Game en route to MVP honors.
- Set then-WNBA single-season scoring record with 939 points
- Made franchise-record 115 3-pointers.

## 2022 (SEATTLE)

- Reached the 3,500-point plateau on June 10 at Dallas, becoming the 10th youngest WNBA player to reach that mark
- Set career-high with eight 3-pointers made, connecting on 13-of-23 from the field, on Aug. 14 at Las Vegas.

## 2021 (SEATTLE)

- Averaged 17.9 points, 3.8 assists and 1.5 steals per game—all career-highs en route to earning 2021 All-WNBA first team honors.
- Scored season-high 37 points on Sept. 17 vs PHX—the most by a WNBA player in the 2021 season.

## 2020 (SEATTLE)

- Scored 2,000th career point on Aug. 12 vs Atlanta, becoming the fifth-youngest player to reach the milestone (24 years, 305 days).

## 2019 (SEATTLE)

- Missed seven games after suffering ankle injury on June 23 at Las Vegas.

## 2017 (SEATTLE)

- Ranked ninth in scoring, 11th in minutes played (31.1 mpg), 13th in steals, and 17th in assists.

## 2015 (SEATTLE)

- Led all WNBA rookies in scoring and minutes, fourth in rebounds and fifth in assists.

## INTERNATIONAL

- 2020 and 2024 Olympic gold medalist
- 2018 and 2022 FIBA World Cup gold medalist.
- First person in history to claim golds at both the 3x3 and 5x5 FIBA World Cups.
- 2014 FIBA 3x3 World Cup gold medalist, was the second-leading scorer among all players in the 24-team tournament (7.3 ppg), and added a bronze in the individual skills competition at the event

## OFFSEASON

- Played at least a portion of five seasons (2025-19 and 2025-26) overseas in China, South Korea, Spain and Turkey.
- Competed for Mist BC in the 2025 Unrivaled

## COLLEGIATE HIGHLIGHTS

- A three-year collegiate standout, led her teams to three-straight Final Fours, while also claiming three conference regular season and three tournament titles.
- 2014 and 2015 All-American
- 2015 espnW National and ACC Player of the Year
- 2014 ACC Tournament MVP.
- 2013 USBWA National and Big East Freshman of the Year

## PERSONAL

- Hails from Lincolnwood, Illinois.
- Daughter of Gwendolyn Davis-Loyd and Calvin Loyd.
- Had her number retired by Niles West High School, the first number retired in school history.
- Older brother, Jarryd, played pro basketball overseas.
- Enjoys playing tennis, piano, cooking and watching soccer.

## RECORD WITH/OUT

Year	Games	Record	Record
	Missed	With	Without
2015	0	10-24	0-0
2016	0	16-18	0-0
2017	0	15-19	0-0
2018	0	26-8	0-0
2019	7	14-13	4-3
2020	0	18-4	0-0
2021	1	20-11	1-0
2022	0	22-14	0-0
2023	2	11-27	0-2
2024	3	23-14	2-1
2025	0	30-14	0-0
2026	0	0-1	0-0
<b>Totals</b>	<b>13</b>	<b>205-167</b>	<b>7-6</b>

# JEWELL LOYD • NO. 24

## WNBA RANKINGS

	PPG	RPG	APG	SPG	BPG	MPG	FG%	3G%	FT%
2015	28	---	---	---	---	31	29	---	4
2016	8	---	19	16	---	8	33	31	9
2017	9	---	17	13	---	11	30	12	17
2018	16	30	14	15	---	19	---	20	13
2019	23	---	---	14	---	---	---	34	4
2020	14	---	21	16	---	27	33	20	13
2021	7	---	12	7	---	17	34	19	6
2022	10	---	22	28	---	16	---	12	8
2023	1	32	20	30	34	3	---	26	7
2024	6	31	14	13	---	7	---	---	7
2025	---	---	---	26	---	32	---	19	23
2026	---	---	---	---	---	---	---	---	---

## 2026 REGULAR SEASON HIGHS

PTS	6	Phoenix	May 9, 2026
REBS	1	Phoenix	May 9, 2026
ASTS	2	Phoenix	May 9, 2026
STLS	0		
BLKS	1	Phoenix	May 9, 2026
MINS	23:59	Phoenix	May 9, 2026

## CAREER REGULAR SEASON HIGHS

PTS	41	Minnesota	June 29, 2023
REBS	11	Indiana	May 22, 2024
ASTS	10	Chicago	July 17, 2016
STLS	5	2x, last @ Chicago	Aug. 15, 2021
BLKS	3	Dallas	May 26, 2023
MINS	42:33	New York	May 27, 2022

## REGULAR SEASON HIGHS

	PTS	REBS	ASTS	STLS	BLKS	MIN	FGM	FGA	3PM	3PA	FTM	FTA
2015	21	7	6	2	1	34:35	7	16	2	4	14	14
2016	32	10	10	5	2	37:38	12	20	4	7	9	10
2017	33	7	7	4	2	38:15	12	22	4	8	14	16
2018	31	10	9	4	2	38:32	11	21	5	9	10	10
2019	23	7	5	4	1	36:23	8	21	5	10	7	7
2020	35	7	7	4	1	34:56	12	21	5	9	10	12
2021	37	8	9	5	1	41:32	13	30	7	12	10	11
2022	38	5	7	4	2	42:33	13	23	8	14	8	9
2023	41	10	8	4	3	40:26	15	35	9	16	13	14
2024	34	11	7	4	2	38:29	12	27	6	10	16	17
2025	27	8	5	4	2	34:14	8	17	7	16	6	6
2026	6	1	2	0	1	23:59	3	7	0	2	0	0

## 10+ REBOUNDS & ASSISTS GAMES

YEAR	REB	ASTS	DUB-DUBS	
	10+	10+	PT/REB	PT/AST
2015	0	0	0	0
2016	1	1	1	1
2017	0	0	0	0
2018	1	0	1	0
2019	0	0	0	0
2020	0	0	0	0
2021	0	0	0	0
2022	0	0	0	0
2023	1	0	1	0
2024	2	0	2	0
2025	0	0	0	0
2026	0	0	0	0
<b>Totals</b>	<b>5</b>	<b>1</b>	<b>5</b>	<b>1</b>

## 10+ POINT GAMES

YEAR	SCORING			
	10+	20+	30+	40+
2015	18	2	0	0
2016	29	13	2	0
2017	30	13	1	0
2018	28	10	1	0
2019	19	3	0	0
2020	18	7	2	0
2021	26	12	2	0
2022	28	11	1	0
2023	38	25	12	1
2024	35	19	4	0
2025	26	7	0	0
2026	0	0	0	0
<b>Totals</b>	<b>295</b>	<b>122</b>	<b>25</b>	<b>1</b>

CONTINUED ON NEXT PAGE ...

**MILESTONES REACHED**

Mark	Opponent	Date	Game #
200th Victory	@ Chicago	Aug. 25, 2025	366
1st Point	Los Angeles	June 6, 2015	1
100th Point	@ Atlanta	July 5, 2015	12
1,000th Point	Washington	May 21, 2017	71
5,000th Point	@ Las Vegas	June 7, 2024	300
6,000th Point	Chicago	Sept. 9, 2025	370
100th Rebound	San Antonio	Aug. 28, 2015	28
1,000th Rebound	@ Los Angeles	Aug. 31, 2023	286
100th Assist	Minnesota	June 19, 2016	47
500th Assist	Chicago	Aug. 10, 2020	171
1,000th Assist	Las Vegas	July 10, 2024	312

**UPCOMING MILESTONES**

Mark	Category	Current	Needs
100	Blocked Shots	93	7

**CAREER REGULAR SEASON STATISTICS**

YEAR	TM	G	GS	MP	FGM	FGA	FG%	3PM	3PA	3P%	2PM	2PA	2P%	eFG%	FT	FTA	FT%	OR	DR	REB	RPG	A	S	B	TO	PF	PTS	PPG
2015	SEA	34	23	882	125	304	.411	10	48	.208	115	256	.449	.428	104	115	.904	33	86	119	3.5	66	19	8	68	53	364	10.7
2016	SEA	34	34	1075	195	452	.431	40	132	.303	155	320	.484	.476	131	147	.891	33	84	117	3.4	115	42	10	76	58	561	16.5
2017	SEA	34	34	1059	208	483	.431	54	140	.386	154	343	.449	.487	132	153	.863	32	76	108	3.2	117	43	12	85	62	602	17.7
2018	SEA	34	34	1010	182	430	.423	67	181	.370	115	249	.462	.501	97	114	.851	42	113	155	4.6	126	43	5	65	61	528	15.5
2019	SEA	27	21	686	117	299	.391	34	101	.337	83	198	.419	.448	64	69	.928	11	63	74	2.7	54	35	3	52	33	332	12.3
2020	SEA	22	22	613	112	253	.443	39	100	.390	73	153	.477	.520	77	88	.875	14	38	52	2.4	70	32	6	41	34	340	15.5
2021	SEA	31	31	962	193	459	.420	65	173	.376	128	286	.448	.491	104	117	.889	24	101	125	4.0	117	46	6	71	64	555	17.9
2022	SEA	36	36	1090	201	508	.396	84	218	.385	117	290	.403	.478	100	112	.893	20	75	95	2.6	121	39	7	78	64	586	16.3
2023	SEA	38	38	1344	285	770	.370	115	323	.356	170	447	.380	.445	254	286	.888	41	137	178	4.7	131	38	16	105	63	939	24.7
2024	SEA	37	37	1246	224	622	.360	59	215	.274	165	407	.405	.408	222	252	.881	26	140	166	4.5	135	52	8	85	67	729	19.7
2025	LVA	44	25	1245	166	427	.389	100	262	.382	66	165	.400	.506	59	71	.831	49	93	142	3.2	81	52	11	53	85	491	11.2
2026	LVA	1	0	24	3	7	.429	0	2	.000	3	5	.600	.429	0	0	---	0	1	1	1.0	2	0	1	1	2	6	6.0
Career		372	335	11236	2011	5014	.401	667	1895	.352	1344	3119	.431	.468	1344	1524	.882	325	1007	1332	3.6	1135	441	93	780	646	6033	16.2

**This is your blank space. Do with it what you will. Doodle. Write a poem. Anything.**



# CHEYENNE PARKER-TYUS • No. 32

Forward • 6-4 • Middle Tennessee '15 • 12th Year

## WNBA CAREER HIGHLIGHTS

- 2025 WNBA champion
- Selected No. 5 by Chicago in the 2015 WNBA Draft
- 2023 WNBA All-Star

## 2025 (LAS VEGAS)

- Returned to the court Sept. 9 against Chicago after giving birth to her second child in July; played in the final two games of the season.

## 2024 (ATLANTA)

- Started 11 of 25 games while posting 9.2 ppg and 4.8 rpg prior to suffering a left ankle injury against Connecticut on Aug. 18, and was sidelined the remainder of the season.

## 2023 (ATLANTA)

- Competed in her first All-Star Game.
- Scored a career-high 29 points against Seattle on Aug. 18.

## 2021 (ATLANTA)

- Missed the first six games of the season after testing positive for COVID-19 and was out the final 13 games after announcing her pregnancy on July 14 [in The Players' Tribune](#).

## 2020 (CHICAGO)

- Grabbed a career-best 15 rebounds against Minnesota on Sept. 2.

## 2017 (CHICAGO)

- Missed the final 11 games of the season due to a right ankle injury.

## OFFSEASON

- Competed professionally overseas in China, France, Italy, Poland and South Korea.

## COLLEGIATE HIGHLIGHTS

- Played her first three years at High Point University before transferring to Middle Tennessee State University

- Averaged 18.6 ppg, 11.0 rpg and 4.0 bpg as a senior in 2014-15.
- 2012 and 2013 Big South Player of the Year
- 2013 All-Big South first team
- 2011 Big South All-Freshman Team.

## PERSONAL

- Married to Keevin Tyus, the couple have one daughter, Naomi, born in December 2021, and one son, Yoshua, born in July 2025.
- Originally from New York, moved to High Point, North Carolina, in elementary school.

## RECORD WITH/OUT

Year	Games	Record	Record
	Missed	With	Without
2015	4	17-13	4-0
2016	9	14-11	4-5
2017	11	8-15	4-7
2018	0	13-21	0-0
2019	0	20-14	0-0
2020	2	10-10	2-0
2021	19	2-11	6-13
2022	0	14-22	0-0
2023	0	19-21	0-0
2024	15	9-16	6-9
2025	0	2-0	0-0
2026	0	0-1	0-0
<b>Totals</b>	<b>60</b>	<b>128-155</b>	<b>26-34</b>

## SEASON HIGHS

	PTS	REBS	ASTS	STLS	BLKS	MIN	FGM	FGA	3PM	3PA	FTM	FTA
2015	8	7	2	1	4	22:31	4	6	0	0	2	3
2016	15	10	2	2	2	30:44	6	10	0	1	3	6
2017	11	7	3	2	3	22:30	4	7	0	2	5	6
2018	20	13	3	3	4	30:03	9	15	2	3	10	12
2019	22	12	3	3	6	29:41	9	16	2	2	8	9
2020	24	15	3	4	4	31:21	10	17	3	4	12	12
2021	18	7	5	5	2	28:12	7	14	3	4	6	6
2022	21	13	5	4	4	34:38	10	17	2	5	8	9
2023	29	14	4	4	4	37:58	10	20	3	4	11	12
2024	18	9	5	3	2	29:21	7	13	1	4	7	8
2025	8	0	0	0	0	7:54	3	5	0	1	2	2
2026	2	4	0	0	0	12:16	1	3	0	1	0	0

# CHEYENNE PARKER-TYUS • No. 32

## WNBA RANKINGS

	PPG	RPG	APG	SPG	BPG	MPG	FG%	3G%	FT%
2015	---	---	---	---	22	---	---	---	---
2016	---	---	---	---	---	---	---	---	---
2017	---	---	---	---	---	---	---	---	---
2018	---	22	---	---	14	---	9	---	---
2019	---	21	---	---	12	---	21	---	15
2020	24	17	---	22	11	---	5	---	19
2021	---	---	---	---	---	---	---	---	---
2022	33	18	---	---	14	---	13	---	32
2023	22	13	---	25	6	---	17	---	26
2024	---	---	---	---	---	---	---	---	6
2025	---	---	---	---	---	---	---	---	---
2026	---	---	---	---	---	---	---	---	---

## 2026 REGULAR SEASON HIGHS

PTS	2	Phoenix	May 9, 2026
REBS	4	Phoenix	May 9, 2026
ASTS	0		
STLS	0		
BLKS	0		
MINS	12:16	Phoenix	May 9, 2026

## CAREER REGULAR SEASON HIGHS

PTS	29	Chicago	Aug. 18, 2023
REBS	15	Minnesota	Sept. 2, 2020
ASTS	5	7x, last @ Dallas	July 5, 2024
STLS	5	Minnesota	June 23, 2021
BLKS	6	@ Minnesota	Aug. 27, 2019
MINS	37:58	@ Los Angeles	Aug. 12, 2023

## MILESTONES REACHED

Mark	Opponent	Date	Game #
1st Point	Indiana	6/5/2015	1
1,000th Point	Seattle	8/10/2020	154
2,000th Point	Seattle	7/12/2023	234
100th Assist	Seattle	8/29/2020	160
500th Rebound	@ Los Angeles	6/30/2019	124
1,000th Rebound	Dallas	7/30/2022	209

## UPCOMING MILESTONES

Mark	Category	Current	Needs
1,500	Rebounds	1,428	72
250	Blocks	249	1

## 10+ REBOUNDS & ASSISTS GAMES

YEAR	REB	ASTS	DUB-DUBS
	10+	10+	PT/REB
2015	0	0	0
2016	1	0	1
2017	0	0	0
2018	4	0	3
2019	6	0	3
2020	3	0	3
2021	0	0	0
2022	5	0	5
2023	8	0	7
2024	0	0	0
2025	0	0	0
2026	0	0	0
<b>Totals</b>	<b>0</b>	<b>0</b>	<b>0</b>

## 10+ POINT GAMES

YEAR	SCORING	
	10+	20+
2015	0	0
2016	3	0
2017	2	0
2018	18	3
2019	12	2
2020	12	4
2021	8	0
2022	25	3
2023	32	10
2024	11	0
2025	0	0
2026	0	0
<b>Totals</b>	<b>123</b>	<b>22</b>

## CAREER REGULAR SEASON STATISTICS

YEAR	TM	G	GS	MP	FGM	FGA	FG%	3PM	3PA	3P%	2PM	2PA	2P%	eFG%	FT	FTA	FT%	OR	DR	REB	RPG	A	S	B	TO	PF	PTS	PPG
2015	CHI	30	0	279	28	70	.400	0	0	---	28	70	.400	.400	10	26	.385	30	44	74	2.5	6	7	21	16	40	66	2.2
2016	CHI	25	7	315	42	83	.506	0	1	.000	42	82	.512	.506	17	32	.531	35	46	81	3.2	6	12	5	19	42	101	4.0
2017	CHI	23	0	286	32	69	.464	0	3	.000	32	66	.485	.464	23	36	.639	31	47	78	3.4	13	8	15	21	38	87	3.8
2018	CHI	34	5	670	128	241	.531	6	19	.316	122	222	.550	.544	77	108	.713	60	136	196	5.8	23	19	36	48	94	339	10.0
2019	CHI	34	0	670	107	233	.459	5	18	.278	102	215	.474	.470	80	95	.842	62	135	197	5.8	30	25	42	45	81	299	8.8
2020	CHI	20	13	497	97	175	.554	15	32	.469	82	143	.573	.597	58	68	.853	47	81	128	6.4	30	26	18	55	63	267	13.4
2021	ATL	13	11	270	50	110	.455	10	30	.333	40	80	.500	.500	22	28	.786	13	45	58	4.5	16	15	12	17	28	132	10.2
2022	ATL	36	35	942	176	352	.500	12	55	.218	164	297	.552	.517	62	78	.795	59	163	222	6.2	71	37	32	72	98	426	11.8
2023	ATL	40	38	1066	232	481	.482	15	54	.278	217	427	.508	.498	121	146	.829	87	180	267	6.7	71	43	59	90	114	600	15.0
2024	ATL	25	11	492	83	187	.444	3	14	.214	80	173	.462	.452	62	70	.886	31	90	121	4.8	37	21	9	52	60	231	9.2
2025	LVA	2	0	14	5	8	.625	1	2	.500	4	6	.667	.688	5	6	.833	0	2	2	1.0	0	0	0	1	2	16	8.0
2026	LVA	1	0	12	1	3	.333	0	1	.000	1	2	.500	.333	0	0	---	0	4	4	4.0	0	0	0	2	2	2	2.0
<b>Career</b>		<b>283</b>	<b>120</b>	<b>5513</b>	<b>981</b>	<b>2012</b>	<b>.488</b>	<b>67</b>	<b>229</b>	<b>.293</b>	<b>914</b>	<b>1783</b>	<b>.513</b>	<b>.504</b>	<b>537</b>	<b>693</b>	<b>.775</b>	<b>455</b>	<b>973</b>	<b>1428</b>	<b>5.0</b>	<b>303</b>	<b>213</b>	<b>249</b>	<b>438</b>	<b>662</b>	<b>2566</b>	<b>9.1</b>



# NALYSSA SMITH • No. 3

Forward • 6-4 • Baylor '22 • 5th Year

### 2023 (INDIANA)

- Scored a career-high 30 points at Dallas on Sept. 3.

### 2022 (INDIANA)

- Grabbed a career-high 17 rebounds at New York on May 13.
- Was an All-Rookie selection after averaging 13.5 points and 7.9 rebounds per game in 32 games as a starter.

### USA BASKETBALL

- A gold medalist on the 2018 USA U18 National Team and bronze medalist on the 2022 USA 3x3 AmeriCup squad.

### OFFSEASON

- Played overseas for Turkish giant Galatasaray in 2023-24.
- Played for Zhejiang in China in 2024-25, prior to joining Unrivaled, under a relief player contract.
- At Unrivaled, Smith played for the Mist BC alongside Jewell Loyd.
- Won Athletes Unlimited in 2023 and returned to play AU in 2026.

### COLLEGIATE HIGHLIGHTS

- Aided Baylor to the 2019 NCAA Championship.
- Was a two-time Associated Press All-American, a Wade Trophy recipient, a two-time John R. Wooden All-American and a two-time WBCA All-American.

### PERSONAL

- Born in San Antonio, Texas, to Rodney and Nikki Smith.

### WNBA CAREER HIGHLIGHTS

- 2025 WNBA Champion
- 2022 WNBA All-Rookie Team.
- Selected No. 2 in the 2022 WNBA Draft by the Indiana Fever.
- Signed with the Dallas Wings on Feb. 2, 2025, before being traded to the Aces on June 30.

### 2026 (LAS VEGAS)

- 

### 2025 (LAS VEGAS/DALLAS)

- Played in 45 games, the most ever of any WNBA player in a single season.
- Missed the Sept. 7 game against Chicago due to concussion protocols.
- Put up 4 points and 7 rebounds in her first game with the Aces on July 3 at Indiana.

### RECORD WITH/OUT

Year	Games		Record	
	Missed	With	With	Without
2022	4	5-27	3-1	
2023	9	11-20	4-5	
2024	0	20-20	0-0	
2025*	0	5-13	0-0	
2025#	2	21-6	2-0	
2026	0	0-1	0-0	
<b>Totals</b>	<b>15</b>	<b>62-87</b>	<b>9-6</b>	

\*Dallas

#Las Vegas

# NALYSSA SMITH • No. 3

## WNBA RANKINGS

	PPG	RPG	APG	SPG	BPG	MPG	FG%	3G%	FT%
2022	23	6	---	---	---	15	---	14	---
2023	20	4	---	---	---	31	18	---	---
2024	---	14	---	---	12	---	20	---	---
2025	---	24	---	---	22	--	15	---	---
2026	---	---	---	---	---	---	---	---	---

## 2026 REGULAR SEASON HIGHS

PTS	11	Phoenix	May 9, 2026
REBS	6	Phoenix	May 9, 2026
ASTS	1	Phoenix	May 9, 2026
STLS	0		
BLKS	2	Phoenix	May 9, 2026
MINS	21:03	Phoenix	May 9, 2026

## SEASON HIGHS

	PTS	REBS	ASTS	STLS	BLKS	MIN	FGM	FGA	3PM	3PA	FTM	FTA
2022	26	17	4	2	2	38:24	11	19	5	7	9	11
2023	30	15	4	2	2	36:37	12	19	3	6	7	11
2024	23	15	3	2	3	34:48	10	17	2	4	6	7
2025	20	12	4	2	4	32:15	6	12	2	2	7	10
2026	11	6	1	0	2	21:03	4	7	0	0	3	6

## CAREER HIGHS

PTS	30	@ Dallas	Sept. 3, 2023
REBS	17	@ New York	May 13, 2022
ASTS	4	6x, last @ Connecticut	May 27, 2025
STLS	2	13x, last vs Atlanta	July 22, 2025
BLKS	4	@ Washington	June 22, 2025
MINS	38:24	Chicago	July 7, 2022

## MILESTONES REACHED

Mark	Opponent	Date	Game #
1st Point	@ Washington	5/6/2022	1
100th Point	@ Atlanta	6/5/2022	9
1,000th Point	Seattle	5/30/2024	72
1,500th Point	Atlanta	7/22/2025	128
1,000th Rebound	Seattle	8/8/2025	136

## UPCOMING MILESTONES

Mark	Category	Current	Needs
150	Games	149	1

## 10+ REBOUNDS & ASSISTS GAMES

YEAR	10 +	10 +	PT/REB
2022	10	0	8
2023	14	0	13
2024	8	0	7
2025	5	0	3
2026	0	0	0
<b>Totals</b>	<b>37</b>	<b>0</b>	<b>31</b>

## 10+ POINT GAMES

YEAR	10 +	20 +	30+
2022	23	5	0
2023	26	6	1
2024	26	2	0
2025	16	1	0
2026	1	0	0
<b>Totals</b>	<b>92</b>	<b>14</b>	<b>1</b>

## CAREER REGULAR SEASON STATISTICS

YEAR	TM	G	GS	MP	FGM	FGA	FG%	3PM	3PA	3P%	2PM	2PA	2P%	eFG%	FT	FTA	FT%	OR	DR	REB	RPG	A	S	B	TO	PF	PTS	PPG
2022	IND	32	32	983	160	382	.419	37	97	.381	123	285	.432	.467	76	123	.618	70	183	253	7.9	45	15	8	76	93	433	13.5
2023	IND	31	28	885	188	394	.477	19	67	.284	169	327	.517	.501	84	124	.677	64	221	285	9.2	44	10	10	84	93	479	15.5
2024	IND	40	37	990	168	350	.480	14	48	.292	154	302	.510	.500	72	127	.567	72	213	285	7.1	41	30	39	52	107	422	10.6
2025	DAL	18	15	344	45	106	.425	2	11	.182	43	95	.453	.434	29	47	.617	29	60	89	4.9	14	7	16	17	42	121	6.7
2025	LVA	27	26	612	89	160	.556	6	16	.375	83	144	.576	.575	37	61	.607	45	97	142	5.3	19	18	13	34	89	221	8.2
2025	TOT	45	41	956	134	266	.504	8	27	.296	126	239	.527	.519	66	108	.611	74	157	231	5.1	33	25	29	51	131	342	7.6
2026	LVA	1	1	21	4	7	.571	0	0	---	4	7	.571	.571	3	6	.500	2	4	6	6.0	1	0	2	0	3	11	11.0
<b>Career</b>		<b>149</b>	<b>139</b>	<b>3835</b>	<b>654</b>	<b>1400</b>	<b>.467</b>	<b>78</b>	<b>239</b>	<b>.326</b>	<b>576</b>	<b>1161</b>	<b>.496</b>	<b>.495</b>	<b>301</b>	<b>488</b>	<b>.617</b>	<b>282</b>	<b>778</b>	<b>1060</b>	<b>7.1</b>	<b>164</b>	<b>80</b>	<b>88</b>	<b>263</b>	<b>427</b>	<b>1687</b>	<b>11.3</b>



# STEPH TALBOT • No. 7

Forward • 6-2 • Australia • 8th Year

## WNBA CAREER HIGHLIGHTS

- 2021 Commissioner's Cup Championship
- Selected No. 33 by Phoenix in the third round of the 2014 WNBA Draft.
- Selected by Golden State in the 2025 WNBA Expansion Draft.

### 2026 (LAS VEGAS)

- 

### 2025 (LAS VEGAS)

- Waived by Golden State on July 13 and signed a rest-of-season contract with New York on July 21.

### 2023 (LOS ANGELES)

- After signing with the Sparks in February, tore her ACL while playing for the WNBL Adelaide Lightning and was sidelined that season.

### 2021 (SEATTLE)

- Recorded career-bests of 5.7 ppg and 48.3% shooting from the field, and finished in the league's top 10 in 3-point percentage (.415). She also was the **only player in 2021 with at least 65 3-point attempts while shooting over 48% from the floor and over 41% from distance.**

### 2014-2016

- Did not play in the WNBA the first three seasons after being drafted; spent 2016 preparing for the Olympics with the Opals, the Australian National Team.

## INTERNATIONAL HIGHLIGHTS

- Three-time Olympian for Australia (2016, 2020, 2024); won a bronze medal at the 2024 Olympics.
- 2018 FIBA World Cup silver medalist
- 2022 FIBA World Cup bronze medalist
- Helped the Opals to a 5-0 finish at the 2026 FIBA World Cup Qualifying Tournament in Türkiye.
- Played for Australia junior teams from 2009-2013 before being called up to the national team for the 2015 FIBA Oceania Championship; has been a mainstay on the Opals roster ever since.
- In all, Talbot has played in three Olympics, two FIBA World Cups, several world qualifying tournaments and zone championships and earned the bronze medal at the 2013 FIBA U19 World Cup.

## OFFSEASON HIGHLIGHTS

- Suited up in 2025-26 for WNBL's Adelaide Lightning, a team she has played for since 2019, and averaged 15.3 ppg, 7.1 rpg, 4.5 apg and 2.0 spg. The 2020 WNBL MVP is a two-time All-WNBL first team (2020, 2022) selection and was the 2013 WNBL Rookie of the Year.
- Also spent time playing professionally in France and Poland.

## PERSONAL

- Born June 15, 1994, in Katherine, in Australia's Northern Territory, calls Kadina, which is located outside Adelaide, home.

## REGULAR SEASON HIGHS

	PTS	REBS	ASTS	STLS	BLKS	MIN	FGM	FGA	3PM	3PA	FTM	FTA
2017	12	7	4	2	1	28:45	4	8	3	4	5	6
2018	18	6	6	2	3	37:29	6	11	3	6	6	6
2019	24	6	5	4	1	33:27	7	13	5	9	5	6
2021	21	8	5	3	3	29:01	8	12	4	5	3	4
2022	15	14	5	3	2	38:10	6	11	3	5	2	3
2024	17	11	9	3	3	38:34	5	10	4	6	5	8
2025	13	10	6	3	3	28:13	5	8	3	5	3	5
2026	2	2	0	0	0	19:28	1	6	0	4	0	0

## RECORD WITH/OUT

Year	Games Missed	Record With	Record Without
2017	0	18-16	0-0
2018	3	19-12	1-2
2019	1	18-15	0-1
2021	2	20-10	1-1
2022	2	20-14	2-0
2024	3	8-29	0-3
2025-GS	3	8-8	2-1
2025-NY	1	12-10	0-1
2026	0	0-1	0-0
<b>Totals</b>	<b>15</b>	<b>123-115</b>	<b>6-9</b>

# STEPH TALBOT • No. 7

WNBA RANKINGS										2026 REGULAR SEASON HIGHS			
	PPG	RPG	APG	SPG	BPG	MPG	FG%	3G%	FT%	PTS			
2017	---	---	---	---	---	---	---	---	---	PTS	2	Phoenix	May 9, 2026
2018	---	---	---	---	---	---	---	---	---	REBS	2	Phoenix	May 9, 2026
2019	---	---	---	---	---	---	---	36	---	ASTS	0		
2021	---	---	---	---	---	---	---	7	---	STLS	0		
2022	---	---	---	---	---	---	---	10	---	BLKS	0		
2024	---	---	---	---	---	---	---	---	---	MINS	19:28	Phoenix	May 9, 2026
2025	---	---	---	---	---	---	---	---	---				
2026	---	---	---	---	---	---	---	---	---				

CAREER HIGHS			
PTS	24	Atlanta	July 2, 2019
REBS	14	Phoenix	May 14, 2024
ASTS	9	Las Vegas	July 5, 2024
STLS	4	Washington	July 24, 2019
BLKS	3	5x, Last @ Dallas	July 28, 2025
MINS	38:34	Las Vegas	July 5, 2024

MILESTONES REACHED			
Mark	Opponent	Date	Game #
1st Point	@	5/14/2017	1
100th Point		7/14/2017	18
500th Point		6/9/2021	108
1,000th Point		8/12/2025	226
100th Assist		6/8/2019	71
500th Rebound		8/23/2024	188

UPCOMING MILESTONES			
Mark	Category	Current	Needs
400	Assists	372	28

10+ REBOUNDS & ASSISTS GAMES			
	REB	ASTS	DUB-DUBS
YEAR	10+	10+	PT/REB
2017	0	0	0
2018	0	0	0
2019	0	0	0
2021	0	0	0
2022	0	0	0
2024	1	0	0
2025	1	0	0
2026	0	0	0
<b>Totals</b>	<b>2</b>	<b>0</b>	<b>0</b>

10+ POINT GAMES		
YEAR	10+	20+
2017	4	0
2018	3	0
2019	7	1
2021	4	1
2022	4	0
2024	4	0
2025	5	0
2026	0	0
<b>Totals</b>	<b>31</b>	<b>2</b>

## CAREER REGULAR SEASON STATISTICS

YEAR	TM	G	GS	MP	FGM	FGA	FG%	3PM	3PA	3P%	2PM	2PA	2P%	eFG%	FT	FTA	FT%	OR	DR	REB	RPG	A	S	B	TO	PF	PTS	PPG
2014	Did not play in WNBA																											
2015	Did not play in WNBA																											
2016	Sat out of season to train with Australia Olympic Team																											
2017	PHO	34	24	609	51	123	.415	16	42	.381	35	81	.432	.480	30	46	.652	29	62	91	2.7	55	24	9	30	66	148	4.4
2018	PHO	31	8	453	39	84	.464	17	44	.386	22	40	.550	.565	19	21	.905	25	35	60	1.9	41	14	10	27	51	114	3.7
2019	MIN	33	10	561	57	154	.370	31	95	.326	26	59	.441	.471	27	31	.871	18	61	79	2.4	41	30	9	42	37	172	5.2
2020	Opted out of the 2020 'Wubble' season																											
2021	SEA	30	9	538	69	143	.483	27	65	.415	42	78	.538	.577	6	8	.750	12	74	86	2.9	48	14	13	49	58	171	5.7
2022	SEA	34	1	548	64	138	.464	29	73	.397	35	65	.538	.569	14	24	.583	23	84	107	3.1	45	23	11	36	44	171	5.0
2023	DNP--Injured																											
2024	LAS	37	10	600	49	124	.395	13	50	.260	36	74	.486	.448	20	29	.690	21	80	101	2.7	76	19	17	37	51	131	3.5
2025	*TOT	38	10	541	39	104	.375	16	56	.286	23	48	.479	.452	18	28	.643	26	75	101	2.7	66	19	6	40	43	112	2.9
2026	LVA	1	1	19	1	6	.167	0	4	.000	1	2	.500	.167	0	0	---	0	2	2	2.0	0	0	0	1	0	2	2.0
<b>Career</b>		<b>238</b>	<b>73</b>	<b>3869</b>	<b>369</b>	<b>876</b>	<b>.421</b>	<b>149</b>	<b>429</b>	<b>.347</b>	<b>220</b>	<b>447</b>	<b>.492</b>	<b>.506</b>	<b>134</b>	<b>187</b>	<b>.717</b>	<b>154</b>	<b>473</b>	<b>627</b>	<b>2.6</b>	<b>372</b>	<b>143</b>	<b>75</b>	<b>262</b>	<b>350</b>	<b>1021</b>	<b>4.3</b>

\*Played 16 games for Golden State and 22 for New York in 2025.



# BRIANNA TURNER • No. 21

Forward/Center • 6-3 • Notre Dame '19 • 8th Year

## 2021 (PHOENIX)

- Finished in the top 10 among league leaders in total offensive rebounds (78), total defensive rebounds (224), rebounds per game (9.4), total blocked shots (42) and blocks per game (1.3).
- Helped lead Phoenix to the WNBA Finals; started all 11 playoff games and averaged 8.5 ppg, 9.9 rpg, 2.5 apg, 1.3 spg and 1.9 bpg, while shooting 54.8% from the field.

## 2020 (PHOENIX)

- Ranked second in the league in total blocks (43) and blocks per game (2.0).

## USA BASKETBALL HIGHLIGHTS

- Won five gold medals playing for USA Basketball junior teams, including at the 2012 FIBA U17 World Cup, 2013 U19 World Cup and 2014 FIBA U18 AmeriCup; and in 3x3 at the 2012 and 2013 FIBA 3x3 U18 World Cups.

## WNBA OFFSEASON

- Played overseas in Australia, Italy, Russia and Turkey and most recently participated in Athlete Unlimited's 2026 season.

## COLLEGIATE HIGHLIGHTS

- The four-year Notre Dame standout helped lead the Fighting Irish to the 2018 NCAA championship, playing alongside Aces guard Jackie Young.
- Two-time All-American
- Three-time ACC Defensive Player of the Year
- Three-time ACC All-Defensive Team
- 2015 ACC Rookie of the Year.

## PERSONAL

- Hails from Pearland, Texas.
- Born July 5, 1996.

## WNBA CAREER HIGHLIGHTS

- 2020 and 2021 WNBA All-Defensive first team.
- 2019 All-Rookie Team.
- Selected No. 11 by Atlanta in the 2019 WNBA Draft.

## 2026 (LAS VEGAS)

- 

## 2025 (INDIANA)

- Helped Indiana advance to the WNBA Semifinals; came off the bench in all 8 playoff contests and contributed 2.4 ppg and 3.5 rpg.

## REGULAR SEASON HIGHS

	PTS	REBS	ASTS	STLS	BLKS	MIN	FGM	FGA	3PM	3PA	FTM	FTA
2019	12	14	3	2	6	35:07	6	9	0	0	5	6
2020	16	21	5	4	6	42:48	8	11	0	1	6	6
2021	15	17	6	3	4	39:08	6	12	0	1	4	5
2022	11	14	7	3	5	43:54	5	7	0	0	3	4
2023	11	13	3	5	4	37:06	5	5	0	0	2	2
2024	8	9	3	3	3	34:38	6	6	0	0	1	2
2025	4	6	4	1	2	20:40	3	3	0	1	2	2
2026	0	3	0	0	1	13:33	0	0	0	0	0	0

## RECORD WITH/OUT

Year	Games Missed	Record With	Record Without
2019	5	11-18	4-1
2020	0	13-9	0-0
2021	0	19-13	0-0
2022	1	15-20	0-1
2023	0	9-31	0-0
2024	13	10-17	3-10
2025	17	15-12	9-8
2026	0	0-1	0-0
<b>Totals</b>	<b>36</b>	<b>92-105</b>	<b>16-20</b>

# BRIANNA TURNER • No. 21

## WNBA RANKINGS

	PPG	RPG	APG	SPG	BPG	MPG	FG%	3G%	FT%
2019	---	---	---	---	21	---	---	---	---
2020	---	7	---	35	2	27	2	---	---
2021	---	6	---	---	8	16	4	---	---
2022	---	14	---	19	4	2	---	---	---
2023	---	16	---	32	15	---	---	---	---
2024	---	---	---	---	---	---	---	---	---
2025	---	---	---	---	---	---	---	---	---
2026	---	---	---	---	---	---	---	---	---

## 2026 REGULAR SEASON HIGHS

PTS	0		
REBS	3	Phoenix	May 9, 2026
ASTS	0		
STLS	0		
BLKS	1	Phoenix	May 9, 2026
MINS	13:33	Phoenix	May 9, 2026

## CAREER HIGHS

PTS	16	Indiana	Sept. 3, 2020
REBS	21	Connecticut	Sept. 9, 2020
ASTS	7	@ Connecticut	Aug. 4, 2022
STLS	5	Dallas	June 27, 2023
BLKS	6	2x, Last vs Indiana	Sept. 3, 2020
MINS	43:54	@ Minnesota	July 12, 2022

## MILESTONES REACHED

Mark	Opponent	Date	Game #
1st Point		6/14/2019	6
100th Point		9/1/2019	26
500th Point		9/8/2021	80
500th Rebound		8/17/2021	72
1,000th Rebound		7/30/2023	142
100th Block		8/25/2021	75

## UPCOMING MILESTONES

Mark	Category	Current	Needs
1,000	Points	879	121
150	Steals	149	1

## 10+ REBOUNDS & ASSISTS GAMES

YEAR	REB		DUB-DUBS
	10+	20+	PT/REB
2019	3	0	0
2020	9	1	4
2021	12	0	6
2022	6	0	1
2023	5	0	0
2024	0	0	0
2025	0	0	0
2026	0	0	0
<b>Totals</b>	<b>30</b>	<b>1</b>	<b>11</b>

## 10+ POINT GAMES

YEAR	SCORING	
	10+	20+
2019	4	0
2020	5	0
2021	10	0
2022	3	0
2023	1	0
2024	0	0
2025	0	0
2026	0	0
<b>Totals</b>	<b>23</b>	<b>0</b>

## CAREER REGULAR SEASON STATISTICS

YEAR	TM	G	GS	MP	FGM	FGA	FG%	3PM	3PA	3P%	2PM	2PA	2P%	eFG%	FT	FTA	FT%	OR	DR	REB	RPG	A	S	B	TO	PF	PTS	PPG
2019	PHO	29	12	462	49	91	.538	0	0	----	49	91	.538	.538	19	26	.731	45	75	120	4.1	15	7	21	19	50	117	4.0
2020	PHO	22	22	613	66	114	.579	0	1	.000	66	113	.584	.579	27	42	.643	57	141	198	9.0	39	24	43	31	66	159	7.2
2021	PHO	32	32	994	108	195	.554	0	1	.000	108	194	.557	.554	33	46	.717	78	224	302	9.4	56	24	42	47	70	249	7.8
2022	PHO	35	35	1168	68	112	.607	0	0	----	68	112	.607	.607	15	30	.500	69	169	238	6.8	80	44	56	50	80	151	4.3
2023	PHO	40	33	1052	67	103	.650	0	0	----	67	103	.650	.650	6	12	.500	50	203	253	6.3	50	39	44	60	89	140	3.5
2024	CHI	27	2	253	16	26	.615	0	0	----	16	26	.615	.615	1	2	.500	11	42	53	2.0	10	9	13	12	28	33	1.2
2025	IND	27	0	233	13	32	.406	0	1	.000	13	31	.419	.406	4	8	.500	18	32	50	1.9	17	2	8	9	23	30	1.1
2026	LVA	1	0	14	0	0	----	0	0	----	0	0	----	----	0	0	----	2	1	3	3.0	0	0	1	1	0	0	0.0
<b>Career</b>		<b>213</b>	<b>136</b>	<b>4789</b>	<b>387</b>	<b>673</b>	<b>.575</b>	<b>0</b>	<b>3</b>	<b>.000</b>	<b>387</b>	<b>670</b>	<b>.578</b>	<b>.575</b>	<b>105</b>	<b>166</b>	<b>.633</b>	<b>330</b>	<b>887</b>	<b>1217</b>	<b>5.7</b>	<b>267</b>	<b>149</b>	<b>228</b>	<b>229</b>	<b>406</b>	<b>879</b>	<b>4.1</b>



# A'JA WILSON • No. 22

Center/Forward • 6-4 • South Carolina '18 • 9th Year

## WNBA CAREER HIGHLIGHTS

- 2022, 2023 & 2025 WNBA Champion
- 2023 & 2025 WNBA Finals M'VP
- 2025, 2024, 2022 & 2020 WNBA M'VP
- 2022, 2023 & 2025 WNBA Defensive Player of the Year
- 2025 TIME Magazine Athlete of the Year.
- 2025 AP Female Athlete of the Year.
- 2020, 2022, 2023, 2024 & 2025 All-WNBA First Team; 2021 All-WNBA Second Team
- 2022, 2023, 2024 & 2025 WNBA All-Defensive First Team; 2020 WNBA All-Defensive Second Team
- 7-time All-Star (2018-19, 2021-2025)
- 2025 TIME Magazine Athlete of the Year
- 2020, 2024 & 2025 AP Player of the Year; 2022, 2023 & 2025 AP Defensive Player of the Year; 2018 AP Rookie of the Year
- 2023, 2022 & 2019 All-Star Team Captain
- 2023 & 2022 WNBA All-Star Leading Vote-Getter
- 2018 WNBA Rookie of the Year (unanimous)
- 2018 WNBA All-Rookie Team
- 13-time Western Conference Player of the Month (Aug. 2025; May, June, July and Sept. 2024; June, July and Aug. 2023; May and July 2022; June 2021; Aug. and Sept. 2020)
- 28-time Western Conference Player of the Week (6 times in 2025, 6 times in 2024, 5 times in 2023, 5 times in 2022, 2 times each in 2019 and 2020, 1 time each in 2018 and 2021)
- 3-time WNBA Rookie of the Month (2018).

## 2026 (LAS VEGAS)

- Enters the 2026 season ranked among the top 10 in the following WNBA career charts:
- 1st in points per game (21.4 ppg)
- 4th in rebounds per game (9.3 rpg)
- 3rd in 20+ point games (162)
- 2nd in 30+ point games (37)
- 4th in defensive rebounds per game (7.4 rpg)
- 4th for blocks per game (2.0 bpg)
- 9th in total blocks (933)

- 1st in field goals made per game (7.8)
- 1st in 2-point field goals made per game (7.5)
- 2nd in free throws made per game (5.5)
- 5th in double-doubles (120)

## 2025 (LAS VEGAS)

- Swatted her 500th blocked shot on Aug. 6 and is now one of just **10 players in WNBA history with 500 blocked shots**.
- Became the **first player in league history** to record a 30/20 double-double (32 points, 20 caroms vs Connecticut Aug. 10).
- On Aug. 8, became the **4th player in WNBA history, and youngest and fastest**, with at least 5,000 points, 2,000 rebounds, 500 assists, 500 blocks and 300 steals.
- On July 22 against Atlanta, became the **7th player in league history to record 5,000 points, 2,000 rebounds, 500 assists, 400 blocked shots and 300 steals**, and was the youngest and fastest to the mark.
- On June 25, became the **28th player in WNBA history to score 5,000 points**. Playing in her 238th game at 28 years and 321 days, was the fastest and second-youngest in history to do so.

## 2024 (LAS VEGAS)

- Became the first player in WNBA history to score 1'000 points in a single season.
- Became the 4th player to earn three M'VP awards
- First player in league history to lead the W in points, rebounds and blocked shots in a season.
- Opened the year with five-straight 20-point, 10-rebound performances.
- Became the franchise's leading scorer on July 7 and leading rebounder on June 29.

## 2023 (LAS VEGAS)

- Earned WNBA Finals M'VP after averaging 21.3 ppg, 12.5 rpg and 1.3 bpg in the Finals.
- Grabbed a league Finals-record 16 defensive rebounds in Game 4.
- Scored 30 or more points in a WNBA playoff record 3-straight games
- Tied a then-franchise scoring record with 40 points vs. the Mystics on Aug. 11; rewrote the record with a WNBA record-tying 53 points on Aug. 22 at Atlanta.

## 2022 (LAS VEGAS)

- Named WNBA MVP for 2nd time (7th player with multiple MVPs).

## 2020 (LAS VEGAS)

- Named WNBA MVP (5th youngest in history)

## 2019 (LAS VEGAS)

- Missed 8 games due to injury (ankle).

## 2018 (LAS VEGAS)

- Scored the second most points by a rookie (35) in franchise history at Indiana on June 12.

## INTERNATIONAL (USA)

- Led the USA to the gold medal and a 6-0 record at the 2024 Olympics; averaged team-highs of 18.7 ppg, 10.2 rpg, 1.5 spg and 2.7 bpg, while finishing **ranked 3rd for scoring, 2nd for rebounding and 1st for blocked shots among the 12-team field**.
- 2020 Olympic gold medalist
- 2022, 2018 FIBA World Cup gold medalist & 2022 FIBA World Cup M'VP.
- 2013 & 2015 FIBA U19 World Cup gold medalist & 2015 FIBA U19 M'VP
- 2014 FIBA Americas U18 gold medalist

## COLLEGIATE HIGHLIGHTS

- 2017 NCAA Champion
- 2017 Final Four Most Outstanding Player
- 2018 National Player of the Year (consensus)
- 4-time All-American
- 2-time SEC Defensive Player of the Year

## PERSONAL

- Authored the New York Times bestselling book "Dear Black Girls: How to Be True to You."
- Announced her Nike signature shoe, the A'ONE, on May 11, 2024, in South Carolina.
- Named to the TIME100 as one of the 100 most influential people of 2024.
- Enjoys eating Chipotle and Chik-fil-A
- Father, Roscoe, played professional basketball internationally for 10 years.
- Is a member of the WNBA and WNBPA Social Justice Council.
- First WNBA player to partner with Mountain Dew.

## GO TO A'JA WILSON'S COMPLETE BIO ONLINE

- Online bio includes items such as expanded WNBA statistics, more notes, college, international and USA Basketball statistics, and more!

## RECORD WITH/OUT

Year	Games Missed	Record With	Record Without
2018	0	14-19	0-0
2019	8	15-11	6-2
2020	0	18- 4	0-0
2021	0	24- 8	0-0
2022	0	26-10	0-0
2023	0	34- 6	0-0
2024	2	25- 12	1-1
2025	4	29-11	1-3
2026	0	0-1	0-0
<b>Totals</b>	<b>14</b>	<b>186-82</b>	<b>8-6</b>

## SEASON HIGHS

	PTS	REBS	ASTS	STLS	BLKS	MIN	FGM	FGA	3PM	3PA	FTM	FTA
2018	35	16	8	3	7	39:32	16	24	0	0	14	18
2019	39	12	5	3	7	40:52	14	20	0	1	11	14
2020	31	16	4	4	5	38:52	11	21	0	0	12	12
2021	30	15	8	4	3	43:18	10	24	1	1	12	12
2022	35	16	5	4	5	37:56	13	24	3	5	13	15
2023	53	15	5	5	6	36:27	17	25	1	3	20	21
2024	42	20	6	6	6	41:28	16	28	3	6	13	14
2025	37	20	7	4	5	37:41	16	25	3	4	11	14
2026	19	4	4	2	2	23:36	8	15	2	3	1	2

# A'JA WILSON • NO. 22

## WNBA RANKINGS

	PPG	RPG	APG	SPG	BPG	MPG	FG%	3G%	FT%
2018	3	6	---	---	6	16	24	---	---
2019	7	17	---	---	4	---	---	---	---
2020	2	6	---	24	1	10	21	---	---
2021	6	8	21	---	11	10	21	---	10
2022	5	2	---	12	1	19	12	16	---
2023	3	2	---	10	1	23	3	---	30
2024	1	2	36	5	1	4	7	---	17
2025	1	2	27	6	1	17	13	---	17
2026	-	-	-	-	-	-	-	-	-

## 2026 REGULAR SEASON HIGHS

PTS	19	Phoenix	May 9, 2026
REBS	4	Phoenix	May 9, 2026
ASTS	4	Phoenix	May 9, 2026
STLS	2	Phoenix	May 9, 2026
BLKS	2	Phoenix	May 9, 2026
MINS	23:36	Phoenix	May 9, 2026

## CAREER REGULAR SEASON HIGHS

PTS	53	@ Atlanta	Aug. 22, 2023
REBS	20	2x, last vs Connecticut	Aug. 10, 2025
ASTS	8	2x, Last @ Dallas	July 11, 2021
STLS	6	v Dallas	June 5, 2024
BLKS	7	2x, Last @ Atlanta	Sept. 5, 2019
MINS	43:18	@ Minnesota	June 25, 2021

## MILESTONES REACHED

Mark	Opponent	Date	Game #
1st Point	@ Connecticut	5/20/2018	1
1,000th Point	Phoenix	8/20/2019	53
2,000th Point	Washington	8/17/2021	104
3,000th Point	@ Connecticut	6/8/2023	157
4,000th Point	@ Los Angeles	6/9/2024	198
5,000th Point	Connecticut	6/25/2025	238
5,500th Point	Atlanta	8/19/2025	259
1,000th Rebound	@ Chicago	5/28/2022	122
2,000th Rebound	Atlanta	8/30/2024	220
500th Assist	Washington	5/23/2025	230
200th Steal	Phoenix	9/10/2023	189
100th Block	@ Phoenix	9/8/2019	59
500th Block	@ Golden State	8/6/2025	253

## UPCOMING MILESTONES

Mark	Category	Current	Needs
6,000	Points	5,738	262
2,500	Rebounds	2,498	2
2,000	Defensive Rebounds	1,974	26

## 10+ REBOUNDS & ASSISTS GAMES

YEAR	REB		ASTS	DUB-DUBS	
	10+	20+	10+	PT/REB	PT/AST
2018	10	0	0	10	0
2019	3	0	0	3	0
2020	7	0	0	7	0
2021	17	0	0	17	0
2022	17	0	0	17	0
2023	23	0	0	22	0
2024	23	1	0	23	0
2025	21	1	0	21	0
2026	0	0	0	0	0
<b>Totals</b>	<b>121</b>	<b>2</b>	<b>0</b>	<b>120</b>	<b>0</b>

## 10+ POINT GAMES

YEAR	SCORING				
	10+	20+	30+	40+	50+
2018	33	18	3	0	0
2019	23	7	1	0	0
2020	22	15	1	0	0
2021	30	14	1	0	0
2022	34	20	1	0	0
2023	38	29	6	2	1
2024	38	34	11	2	0
2025	39	25	13	0	0
2026	1	0	0	0	0
<b>Totals</b>	<b>258</b>	<b>162</b>	<b>37</b>	<b>4</b>	<b>1</b>

## CAREER REGULAR SEASON STATISTICS

YEAR	TM	G	GS	MP	FG	FGA	FG%	3P	3PA	3P%	2P	2PA	2P%	eFG%	FT	FTA	FT%	OR	DR	REB	RPG	A	S	B	TO	PF	PTS	PPG
2018 *	LVA	33	33	1010	245	530	.462	0	0	----	245	530	.462	.462	192	248	.774	66	198	264	8.0	74	27	55	46	68	682	20.7
2019 *	LVA	26	25	739	158	330	.479	0	1	.000	158	329	.480	.479	114	144	.792	42	125	167	6.4	47	13	45	56	52	430	16.5
2020	LVA	22	22	697	166	346	.480	0	0	----	166	346	.480	.480	118	151	.781	34	154	188	8.5	45	27	44	35	49	450	20.5
2021 *	LVA	32	32	1021	207	466	.444	1	1	1.000	206	465	.443	.445	169	193	.876	63	235	298	9.3	98	28	40	46	49	584	18.3
2022 *	LVA	36	36	1080	260	519	.501	31	83	.373	229	436	.525	.531	152	187	.813	66	273	339	9.4	75	52	70	61	76	703	19.5
2023 *	LVA	40	40	1228	335	601	.557	9	29	.310	326	572	.570	.565	233	287	.812	82	298	380	9.5	64	55	89	62	85	912	22.8
2024 *	LVA	38	38	1308	385	743	.518	19	60	.317	366	683	.536	.531	232	275	.844	79	372	451	11.9	88	68	98	48	67	1021	26.9
2025 *	LVA	40	40	1247	332	657	.505	25	59	.424	307	598	.513	.524	248	290	.855	91	316	407	10.2	122	64	92	87	75	937	23.4
2026	LVA	1	1	24	8	15	.533	2	3	.667	6	12	.500	.600	1	2	.500	1	3	4	4.0	4	2	2	2	0	19	19.0
<b>Career</b>		<b>268</b>	<b>267</b>	<b>8355</b>	<b>2096</b>	<b>4208</b>	<b>.498</b>	<b>87</b>	<b>236</b>	<b>.369</b>	<b>2009</b>	<b>3972</b>	<b>.506</b>	<b>.508</b>	<b>1459</b>	<b>1777</b>	<b>.821</b>	<b>524</b>	<b>1974</b>	<b>2498</b>	<b>2.3</b>	<b>617</b>	<b>337</b>	<b>535</b>	<b>444</b>	<b>521</b>	<b>5738</b>	<b>21.4</b>



# JACKIE YOUNG • No. 0

Guard • 5-11 • Notre Dame '19 • 8th Year

## WNBA CAREER HIGHLIGHTS

- 2022, 2023 & 2025 WNBA Championship
- 2022 WNBA Most Improved Player Award
- 2022 AP Most Improved Player
- 2023 & 2025 All-WNBA Second Team
- 2022, 2023, 2024 & 2025 WNBA All-Star
- AP All-WNBA second team (2023, 2025)
- Western Conference Player of the Week (May 23, 2022)

## 2026 (LAS VEGAS)

## 2025 (LAS VEGAS)

- All-Star Game starter.
- Posted her first career triple-double with 18 points, 11 rebounds and 11 assists at LA on June 29; recorded her second with 10 points, 11 rebounds and 10 assists at Atlanta on Aug. 27.

## 2024 (LAS VEGAS)

- Notched a career-first points/assists double-double with 22 points and 11 assists against LA on May 18.

## 2023 (LAS VEGAS)

- All-Star Game starter.
- Scored a then-career-high 30 points (12-18 FGs, 4-7 3pt FGs, 2-4 FTs) at LA on May 25
- Scored 20 or more points in 15 games
- Had 1 double-double with 24 points and 10 rebounds vs Chicago on Aug. 24.

## 2022 (LAS VEGAS)

- Named WNBA Most Improved Player after improving from 12.2 ppg, 4.1 rpg, 3.2 apg and 25% 3-point shooting to 15.9 ppg, 4.4 rpg, 3.9 apg and 43.1% from 3-point.

## 2021 (LAS VEGAS)

- Her 14 made field goals on September 8 vs. Minnesota were tied for the most in the league that year, and were the most by a WNBA player since the 2018 season.

## 2019 (LAS VEGAS)

- Became the second Notre Dame player to be drafted No. 1 overall (Jewell Loyd)
- Became the third junior to be drafted No. 1 overall (Candace Parker, Tennessee, 2008; Jewell Loyd, Notre Dame, 2015)
- Handed out a then-career-high 10 assists on 2 occasions—vs. Phoenix on August 20, and vs. Indiana on June 29.
- Recorded her first career double-double vs. Phoenix on August 20, handing out 10 assists and grabbing 10 rebounds. She narrowly missed a triple-double after scoring 8 points.
- Averaged 8.3 points, and 4.9 assists, while connecting on 38.9% of her 3-pointers, and 88.1% from the free throw line after the All-Star Break (14 regular season games).

## INTERNATIONAL (USA)

- One of the first two players (Kelsey Plum) to ever earn both 3x3 (2020) and 5x5 (2024) Olympic gold medals.
- Helped the USA to a 5-0 record and first place at the 2026 FIBA World Cup Qualifying Tournament and a 3-0 record and first place in 2024 FIBA Olympic Qualifying Tournament.
- Participated in the 2023 USA National Team training camp and two collegiate exhibition games against Duke and Tennessee; averaged 7.5 ppg, 4.5 apg and 2.0 spg (tied for team high) as the USA went 2-0.

- Invited to attend 2022 USA National Team training camp ahead of the 2022 FIBA World Cup, but did not attend due to the Las Vegas Aces WNBA Finals run.
- Member of the USA 3x3 World Beach Games Team, helped the USA to a 3-1 record at the event in Doha, Qatar, losing in the quarterfinals in overtime to Brazil.

## COLLEGIATE CAREER

- 2018 NCAA Champion
- 2019 AP All-America honorable mention
- 2019 ACC Tournament MVP
- 2019 All-ACC second team
- 2017 ACC All-Freshman Team
- Hit the game-tying jumper with 45 seconds remaining in the 2018 national championship game vs Mississippi State, knotting the score at 58-all. Also secured the steal with three seconds left that set-up Arike Ogunbowale's game-winning shot.

## HIGH SCHOOL CAREER

- 2016 Naismith Player of the Year
- 2016 Indiana's Miss Basketball

## PERSONAL

- Hails from Princeton, Indiana
- Has played professionally in the offseason in Australia, Israel and Turkey.

## GO TO JACKIE YOUNG'S COMPLETE BIO ONLINE

- Online bio includes items such as expanded WNBA statistics, more notes, college, international and USA Basketball statistics, and more!

## RECORD WITH/OUT

Year	Games Missed	Record With	Record Without
2019	0	21-13	0-0
2020	0	18- 4	0-0
2021	0	24- 8	0-0
2022	2	24-10	2-0
2023	0	34- 6	0-0
2024	3	25-12	2-1
2025	0	30-14	0-0
2026	0	0-1	0-0
<b>Totals</b>	<b>5</b>	<b>176-67</b>	<b>4-1</b>

# JACKIE YOUNG • No. 0

## WNBA RANKINGS

	PPG	RPG	APG	SPG	BPG	MPG	FG%	3G%	FT%
2019	---	---	---	---	---	---	---	---	25
2020	---	---	23	---	---	---	16	---	21
2021	25	---	18	23	---	11	11	---	21
2022	12	---	14	13	---	3	22	3	13
2023	11	---	15	14	---	18	7	2	16
2024	16	---	7	29	---	12	---	---	11
2025	12	---	11	15	---	23	25	---	5
2026	---	---	---	---	---	---	---	---	---

## 2026 REGULAR SEASON HIGHS

PTS	12	Phoenix	May 9, 2026
REBS	6	Phoenix	May 9, 2026
ASTS	3	Phoenix	May 9, 2026
STLS	0		
BLKS	0		
MINS	25:16	Phoenix	May 9, 2026

## CAREER REGULAR SEASON HIGHS

PTS	34	2x, last vs Los Angeles	June 11, 2025
REBS	11	2x, last @ Atlanta	Aug. 27, 2025
ASTS	14	@ Phoenix	Sept. 1, 2024
STLS	5	@ Golden State	Aug. 6, 2025
BLKS	2	8x, Last @ Chicago	Aug. 25, 2025
MINS	41:21	Washington	June 25, 2022

## SEASON HIGHS

	PTS	REBS	ASTS	STLS	BLKS	MIN	FGM	FGA	3PM	3PA	FTM	FTA
2019	17	10	10	3	2	35:08	5	14	2	3	9	12
2020	20	7	9	4	1	32:42	8	15	1	2	5	6
2021	29	11	6	4	2	40:27	14	19	1	3	10	10
2022	26	9	9	3	2	41:21	9	19	4	7	8	8
2023	30	10	8	4	1	37:31	12	21	5	9	8	9
2024	34	8	14	3	2	40:00	11	23	7	13	9	10
2025	34	11	12	5	2	37:14	12	24	5	12	11	11
2026	12	6	3	0	0	25:16	5	15	2	6	0	0

## MILESTONES REACHED

Mark	Opponent	Date	Game #
1st Point	Los Angeles	5/26/2019	1
1,000th Point	Los Angeles	5/23/2022	96
2,000th Point	Chicago	8/24/2023	156
3,000th Point	@ New York	7/8/2025	218
500th Assist	New York	6/29/2023	137
1,000th Assist	Minnesota	9/4/2025	240
500th Rebound	Minnesota	5/28/2023	126
200th Steal	New York	8/17/2024	186

## UPCOMING MILESTONES

Mark	Category	Current	Needs
3,500	Points	3,424	76
300	Steals	271	29

## 10+ REBOUNDS & ASSISTS GAMES

YEAR	REB		ASTS		DUB-DUBS		TRIP-DUB
	10+	10+	PT/REB	PT/AST	REB/AST	P/R/A	
2019	1	1	0	0	1	0	
2020	0	0	0	0	0	0	
2021	2	0	2	0	0	0	
2022	0	0	0	0	0	0	
2023	1	0	1	0	0	0	
2024	0	5	0	5	0	0	
2025	2	3	0	1	0	2	
2026	0	0	0	0	0	0	
<b>Totals</b>	<b>6</b>	<b>9</b>	<b>3</b>	<b>6</b>	<b>1</b>	<b>2</b>	

## 10+ POINT GAMES

YEAR	SCORING		
	10+	20+	30+
2019	7	0	0
2020	12	2	0
2021	21	4	0
2022	30	11	0
2023	37	15	1
2024	29	11	2
2025	38	14	2
2026	1	0	0
<b>Totals</b>	<b>175</b>	<b>57</b>	<b>5</b>

## CAREER REGULAR SEASON STATISTICS

YEAR	TM	G	GS	MP	FG	FGA	FG%	3P	3PA	3P%	2P	2PA	2P%	eFG%	FT	FTA	FT%	OR	DR	REB	RPG	A	S	B	TO	PF	PTS	PPG
2019	LVA	34	34	767	76	236	.322	14	44	.318	62	192	.323	.352	59	73	.808	23	88	111	3.3	153	26	12	53	47	225	6.6
2020	LVA	22	0	568	93	189	.492	3	13	.231	90	176	.511	.500	52	61	.852	18	77	95	4.3	67	15	2	35	39	241	11.0
2021	LVA	32	32	1018	155	307	.505	5	20	.250	150	287	.523	.513	75	90	.833	21	110	130	4.1	103	36	11	47	58	390	12.2
2022	LVA	34	34	1129	191	401	.476	50	116	.431	141	285	.495	.539	110	128	.859	43	105	148	4.4	132	48	8	43	81	542	15.9
2023	LVA	40	40	1259	249	476	.523	89	198	.449	160	278	.576	.617	117	135	.867	26	134	160	4.0	151	52	5	70	80	704	17.6
2024	LVA	37	37	1205	201	467	.430	70	208	.337	131	259	.506	.505	111	128	.867	26	135	161	4.4	197	37	8	78	92	583	15.8
2025	LVA	44	44	1337	260	549	.474	80	224	.357	180	325	.554	.546	127	142	.894	52	144	196	4.5	226	57	18	98	106	727	16.5
2026	LVA	1	1	25	5	15	.333	2	6	.333	3	9	.333	.400	0	0	----	0	6	6	6.0	3	0	0	2	1	12	12.0
<b>Career</b>		<b>244</b>	<b>222</b>	<b>7305</b>	<b>1230</b>	<b>2637</b>	<b>.466</b>	<b>313</b>	<b>828</b>	<b>.378</b>	<b>917</b>	<b>1809</b>	<b>.507</b>	<b>.526</b>	<b>651</b>	<b>757</b>	<b>.860</b>	<b>208</b>	<b>799</b>	<b>1007</b>	<b>3.3</b>	<b>1032</b>	<b>271</b>	<b>64</b>	<b>426</b>	<b>504</b>	<b>3424</b>	<b>14.0</b>

## CAREER PLAYOFF STATISTICS







# LAS VEGAS ACES GAME NOTES (STATS THROUGH GAMES OF MAY 9, 2026)

## ACES 2025 GAME-BY-GAME STATS

### 2026 REGULAR SEASON (0-1)

HIGH/LOWS

High (lows listed for TO, PF)

Lows (highs listed for TO, PF)

GAME	W/L	MIN	PTS	FGM	FGA	FG%	3PM	3PA	3P%	FTM	FTA	FT%	ORB	DRB	REB	AT	TO	ST	BK	PF	+/-	
9/9 - LVA vs PHX	L	40	66	29	71	40.8	4	19	21.1	4	8	50.0	6	29	35	19	17	5	8	15	-33	
9/10																						
9/13																						
9/15																						
9/17																						
9/23																						

## 2026 LAS VEGAS ACES FINAL REGULAR SEASON STATISTICS (0-1)

PLAYER	GP-GS	MIN	FGM-FGA	FG%	3-POINT		FTM-FTA	FT%	--- REBOUNDS ---			AST	PF-DQ	STL	TO	BLK	PTS	PTS/AVG
					FGM-FGA	FG%			OFF	DEF	TOT/AVG							
Wilson, A	1-1	23:36	8 - 15	53.3	2-3	66.7	1 - 2	50.0	1	3	4/4.0	4	0-0	2	2	2	19/19.0	
Young, J	1-1	25:16	5 - 15	33.3	2-6	33.3	0 - 0	0.0	0	6	6/6.0	3	1-0	0	2	0	12/12.0	
Smith, N	1-1	21:03	4 - 7	57.1	0-0	0.0	3 - 6	50.0	2	4	6/6.0	1	3-0	0	0	2	11/11.0	
Carter, C	1-0	19:22	5 - 8	62.5	0-0	0.0	0 - 0	0.0	0	2	2/2.0	2	5-0	2	3	0	10/10.0	
Loyd, J	1-0	23:59	3 - 7	42.9	0-2	0.0	0 - 0	0.0	0	1	1/1.0	2	2-0	0	1	1	6/6.0	
Gray, C	1-1	22:27	2 - 6	33.3	0-2	0.0	0 - 0	0.0	1	0	1/1.0	6	1-0	0	3	2	4/4.0	
Talbot, S	1-1	19:28	1 - 6	16.7	0-4	0.0	0 - 0	0.0	0	2	2/2.0	0	0-0	0	1	0	2/2.0	
Parker-Tyus, C	1-0	12:16	1 - 3	33.3	0-1	0.0	0 - 0	0.0	0	4	4/4.0	0	2-0	0	2	0	2/2.0	
Bell, K	1-0	19:00	0 - 4	0.0	0-1	0.0	0 - 0	0.0	0	6	6/6.0	1	1-0	1	2	0	0/0.0	
Turner, B	1-0	13:33	0 - 0	0.0	0-0	0.0	0 - 0	0.0	2	1	3/3.0	0	0-0	0	1	1	0/0.0	
<b>ACES</b>	<b>1</b>	<b>200</b>	<b>29 - 71</b>	<b>40.8</b>	<b>4-19</b>	<b>21.1</b>	<b>4 - 8</b>	<b>50.0</b>	<b>6</b>	<b>29</b>	<b>46/46</b>	<b>19</b>	<b>15-0</b>	<b>5</b>	<b>17</b>	<b>8</b>	<b>66/66</b>	
<b>OPPONENTS</b>	<b>1</b>	<b>200</b>	<b>38 - 77</b>	<b>49.4</b>	<b>11-24</b>	<b>45.8</b>	<b>12 - 15</b>	<b>80.0</b>	<b>7</b>	<b>30</b>	<b>42/42</b>	<b>23</b>	<b>10-0</b>	<b>11</b>	<b>8</b>	<b>4</b>	<b>99/99</b>	


PLAYER	-----SINGLE GAME HIGHS-----							-----AVERAGE PER GAME-----							-----AVERAGE PER 48 MIN-----					
	MIN	REB	AST	STL	TO	BLK	PTS	MIN	REB	AST	STL	TO	BLK	PTS	REB	AST	STL	TO	BLK	PTS
Wilson, A	23:36	4	4	2	2	2	19	23.6	4.0	4.0	2.00	2.0	2.00	19.0	6.8	6.8	3.39	3.4	3.39	32.2
Young, J	25:16	6	3	0	2	0	12	25.3	6.0	3.0	0.00	2.0	0.00	12.0	9.5	4.7	0.00	3.2	0.00	19.0
Smith, N	21:03	6	1	0	0	2	11	21.1	6.0	1.0	0.00	0.0	2.00	11.0	11.4	1.9	0.00	0.0	3.80	20.9
Carter, C	19:22	2	2	2	3	0	10	19.4	2.0	2.0	2.00	3.0	0.00	10.0	4.1	4.1	4.13	6.2	0.00	20.7
Loyd, J	23:59	1	2	0	1	1	6	24.0	1.0	2.0	0.00	1.0	1.00	6.0	1.7	3.3	0.00	1.7	1.67	10.0
Gray, C	22:27	1	6	0	3	2	4	22.4	1.0	6.0	0.00	3.0	2.00	4.0	1.8	10.7	0.00	5.3	3.56	7.1
Talbot, S	19:28	2	0	0	1	0	2	19.5	2.0	0.0	0.00	1.0	0.00	2.0	4.1	0.0	0.00	2.1	0.00	4.1
Parker-Tyus, C	12:16	4	0	0	2	0	2	12.3	4.0	0.0	0.00	2.0	0.00	2.0	13.0	0.0	0.00	6.5	0.00	6.5
Bell, K	19:00	6	1	1	2	0	0	19.0	6.0	1.0	1.00	2.0	0.00	0.0	12.6	2.1	2.11	4.2	0.00	0.0
Turner, B	13:33	3	0	0	1	1	0	13.6	3.0	0.0	0.00	1.0	1.00	0.0	8.9	0.0	0.00	3.0	2.95	0.0

## 2025 LOS ANGELES SPARKS REGULAR SEASON STATISTICS (21-23)

PLAYER	GP-GS	MIN	FGM-FGA	FG%	3-POINT		FTM-FTA	FT%	--- REBOUNDS ---			AST	PF-DQ	STL	TO	BLK	PTS	PTS/AVG
					FGM-FGA	FG%			OFF	DEF	TOT/AVG							
Plum, K	43-43	1508:04	261 - 618	42.2	99-279	35.5	218 - 244	89.3	10	122	132/3.1	247	117-2	53	131	4	839/19.5	
Hamby, D	44-44	1374:17	324 - 566	57.2	15-54	27.8	148 - 236	62.7	113	236	349/7.9	144	119-0	69	117	21	811/18.4	
Burrell, R	28-1	514:54	77 - 178	43.3	22-67	32.8	35 - 47	74.5	18	47	65/2.3	34	36-0	16	25	6	211/7.5	
Brink, C	19-0	244:24	35 - 82	42.7	10-34	29.4	16 - 21	76.2	26	56	82/4.3	9	48-1	10	25	26	96/5.1	
Cannon, E	21-0	212:59	32 - 63	50.8	14-36	38.9	15 - 23	65.2	11	27	38/1.8	8	36-0	10	16	1	93/4.4	
Feagin, S	16-0	76:48	10 - 28	35.7	0-4	0.0	0 - 2	0.0	3	8	11/0.7	4	16-0	0	7	6	20/1.3	
Berger, G	1-0	16:12	0 - 4	0.0	0-2	0.0	0 - 0	0.0	1	0	1/1.0	1	1-0	0	3	0	0/0.0	
Jackson, R	38-37	1172:41	205 - 483	42.4	65-187	34.8	83 - 98	84.7	38	84	122/3.2	64	71-0	23	78	14	558/14.7	
Stevens, A	44-44	1249:18	204 - 427	47.8	74-194	38.1	79 - 100	79.0	74	278	352/8.0	94	98-2	54	64	47	561/12.8	
Sims, O	12-11	353:38	40 - 96	41.7	12-34	35.3	26 - 34	76.5	6	29	35/2.9	42	27-0	10	17	1	118/9.8	
Allemand, J	34-27	963:17	70 - 159	44.0	28-101	27.7	15 - 19	78.9	13	114	127/3.7	170	55-0	45	53	1	183/5.4	
Peddy, S	6-5	137:51	10 - 24	41.7	5-13	38.5	5 - 6	83.3	6	12	18/3.0	16	13-0	2	4	0	30/5.0	
Pili, A	5-0	17:11	3 - 6	50.0	0-1	0.0	10 - 11	90.9	0	2	2/0.4	0	2-0	0	1	1	16/3.2	
Barker, S	34-8	481:06	35 - 104	33.7	18-61	29.5	17 - 24	70.8	10	56	66/1.9	31	45-0	11	37	4	105/3.1	
King, L	12-0	119:55	12 - 24	50.0	1-6	16.7	11 - 15	73.3	10	15	25/2.1	4	12-0	2	11	0	36/3.0	
Vanloo, J	26-0	269:07	19 - 63	30.2	17-54	31.5	3 - 4	75.0	2	13	15/0.6	31	29-0	9	26	0	58/2.2	
Russell, M	20-0	163:22	12 - 27	44.4	0-0	0.0	10 - 14	71.4	10	14	24/1.2	12	17-0	5	7	4	34/1.7	
<b>SPARKS</b>	<b>44-220</b>	<b>8875:00</b>	<b>1349 - 2952</b>	<b>45.7</b>	<b>380-1127</b>	<b>33.7</b>	<b>691 - 898</b>	<b>76.9</b>	<b>351</b>	<b>11131832/41.6</b>	<b>911</b>	<b>742-5</b>	<b>319</b>	<b>660</b>	<b>136</b>	<b>3769/85.7</b>		
<b>OPPONENTS</b>	<b>44-220</b>	<b>8875:00</b>	<b>1422 - 3136</b>	<b>45.3</b>	<b>445-1215</b>	<b>36.6</b>	<b>593 - 723</b>	<b>82.0</b>	<b>399</b>	<b>11041822/41.4</b>	<b>994</b>	<b>805-4</b>	<b>374</b>	<b>594</b>	<b>207</b>	<b>3882/88.2</b>		

PLAYER	-----SINGLE GAME HIGHS-----							-----AVERAGE PER GAME-----							-----AVERAGE PER 48 MIN-----					
	MIN	REB	AST	STL	TO	BLK	PTS	MIN	REB	AST	STL	TO	BLK	PTS	REB	AST	STL	TO	BLK	PTS
Plum, K	47:41	7	12	5	8	1	37	35.1	3.1	5.7	1.23	3.0	0.09	19.5	3.5	6.6	1.41	3.5	0.11	22.3
Hamby, D	40:58	14	8	6	7	3	28	31.2	7.9	3.3	1.57	2.7	0.48	18.4	10.2	4.2	2.01	3.4	0.61	23.6
Burrell, R	28:44	6	3	3	3	1	20	18.4	2.3	1.2	0.57	0.9	0.21	7.5	5.0	2.6	1.24	1.9	0.47	16.4
Brink, C	18:48	9	2	2	4	5	14	12.9	4.3	0.5	0.53	1.3	1.37	5.1	13.4	1.5	1.64	4.1	4.26	15.7
Cannon, E	22:01	8	1	2	2	1	15	10.1	1.8	0.4	0.48	0.8	0.05	4.4	7.1	1.5	1.88	3.0	0.19	17.5
Feagin, S	13:08	2	2	0	2	3	8	4.8	0.7	0.3	0.00	0.4	0.38	1.3	5.7	2.1	0.00	3.6	3.13	10.4
Berger, G	16:12	1	1	0	3	0	0	16.2	1.0	1.0	0.00	3.0	0.00	0.0	2.5	2.5	0.00	7.4	0.00	0.0
Jackson, R	47:01	9	5	2	4	2	30	30.9	3.2	1.7	0.61	2.1	0.37	14.7	4.2	2.2	0.78	2.7	0.48	19.0
Stevens, A	35:02	17	6	4	5	4	24	28.4	8.0	2.1	1.23	1.5	1.07	12.8	11.3	3.0	1.73	2.0	1.50	18.0
Sims, O	37:08	5	6	2	4	1	32	29.5	2.9	3.5	0.83	1.4	0.08	9.8	4.0	4.8	1.13	1.9	0.11	13.3
Allemand, J	45:39	10	11	5	5	1	21	28.3	3.7	5.0	1.32	1.6	0.03	5.4	5.3	7.1	1.87	2.2	0.04	7.6
Peddy, S	33:06	6	5	2	3	0	7	23.0	3.0	2.7	0.33	0.7	0.00	5.0	5.2	4.6	0.58	1.2	0.00	8.7
Pili, A	05:45	1	0	0	1	1	7	3.4	0.4	0.0	0.00	0.2	0.20	3.2	4.7	0.0	0.00	2.3	2.33	37.2
Barker, S	38:10	7	4	2	5	1	15	14.2	1.9	0.9	0.32	1.1	0.12	3.1	5.5	2.6	0.91	3.1	0.33	8.7
King, L	16:27	5	1	1	3	0	6	10.0	2.1	0.3	0.17	0.9	0.00	3.0	8.3	1.3	0.67	3.7	0.00	12.0
Vanloo, J	20:44	4	4	3	3	0	15	10.4	0.6	1.2	0.35	1.0	0.00	2.2	2.2	4.6	1.34	3.9	0.00	8.6
Russell, M	15:49	3	2	1	2	2	5	8.2	1.2	0.6	0.25	0.4	0.20	1.7	5.9	2.9	1.22	1.7	0.98	8.3

# LAS VEGAS ACES | MEDIA CHEAT SHEET




**0**  
**JACKIE YOUNG**  
 Guard | 6-0 | 165  
 Notre Dame | 8th Year



**1**  
**KIERSTAN BELL**  
 Guard | 6-1 | 176  
 FGCU | 5th Year



**2**  
**JANIAH BARKER**  
 Forward | 6-4 | 176  
 Tennessee | Rookie



**3**  
**NALYSSA SMITH**  
 Forward | 6-4 | 185  
 Baylor | 5th Year



**7**  
**STEPHANIE TALBOT**  
 F | 6-2 | 192  
 Adelaide, Australia | 8th year



**11**  
**DANA EVANS**  
 Guard | 5-6 | 145  
 Louisville | 6th Year



**12**  
**CHELSEA GRAY**  
 Guard | 5-11 | 170  
 Duke | 12th Year



**21**  
**BRIANNA TURNER**  
 Forward | 6-3 | 175  
 Notre Dame | 8th Year



**22**  
**A'JA WILSON**  
 Center | 6-4 | 195  
 South Carolina | 9th Year



**23**  
**CHENNEDY CARTER**  
 Guard | 5-9 | 143  
 Texas A&M | 5th Year



**24**  
**JEWELL LOYD**  
 Guard | 5-11 | 175  
 12th Year



**32**  
**CHEYENNE PARKER-TYUS**  
 F | 6-4 | 193  
 Middle Tenn. | 12th Year



**BECKY HAMMON**  
 Head Coach



**CHARLENE THOMAS-SWINSON**  
 Assistant Coach



**TY ELLIS**  
 Assistant Coach



**LARRY LEWIS**  
 Assistant Coach



**NOLA HENRY**  
 Assistant Coach

Head Coach: Becky Hammon  
 Assistant Coach: Charlene Thomas-Swinson  
 Assistant Coach: Ty Ellis  
 Assistant Coach: Larry Lewis  
 Assistant Coach: Nola Henry  
 Player Development Coach: Micah Fraction  
 Director of Health and Performance: Ciara Burgi  
 Lead Rehabilitation Specialist: Jerrica Thomas  
 Lead Athletic Trainer: Bryson Creer  
 Lead Performance Coach & Assistant ATC: Matt Comer  
 Manager, Basketball Operations: Anna Gomez  
 Head Equipment Manager: Dashaun Jackson  
 Basketball Operations Coordinator: Rashaad Zimmerman  
 Assistant Player Development Coach: PJ Savoy Jr.

## PRONUNCIATION GUIDE

Janiah (juh-NIGH-uh) Barker  
 Kierstan (KEER-stin) Bell  
 Chennedy (KEN-eh-dee) Carter  
 Brianna (BREE-ah-nah) Turner  
 A'ja (A-zhuh - like the continent, Asia) Wilson

## STAFF

Ciara (c-AIR-uh - like the Sierra mountains) Burgi (BURR-ghee)