



# LAS VEGAS ACES vs JAPAN

Sunday, May 26, 2026 | Michelob ULTRA Arena | Las Vegas

5 pm | TV: The Spot-Vegas 34

Game No. -2 | Preseason Game No. 1



## SCHEDULE & RESULTS

## HOLE CARDS

| Date | Opponent        | W/L      | Score |
|------|-----------------|----------|-------|
| 4/26 | Japan (pre)     | The Spot | 5 pm  |
| 5/3  | @ *Dallas (pre) | ION      | 4 pm  |

| MAY (0-0) |                |              |          |
|-----------|----------------|--------------|----------|
| 9         | %Phoenix       | ABC          | 12:30 pm |
| 10        | @ Los Angeles  | USA/The Spot | 3 pm     |
| 13        | @ Connecticut  | USA/The Spot | 5 pm     |
| 15        | @ Connecticut  | The Spot     | 4:30 pm  |
| 17        | @ Atlanta      | NBC          | 12 pm    |
| 23        | Los Angeles    | CBS          | 5 pm     |
| 28        | @ Dallas       | Prime        | 5 pm     |
| 31        | @ Golden State | NBC          | 12:30 pm |

| JUNE (0-0) |                |                 |       |
|------------|----------------|-----------------|-------|
| 2          | @ ^Los Angeles | The Spot        | 7 pm  |
| 6          | ^Golden State  | ABC             | 12 pm |
| 8          | ^Seattle       | USA/The Spot    | 7 pm  |
| 11         | @ ^Portland    | The Spot        | 7 pm  |
| 13         | ^Minnesota     | CBS             | 5 pm  |
| 15         | @ ^Dallas      | USA/The Spot    | 5 pm  |
| 17         | @ ^Phoenix     | USA/The Spot    | 7 pm  |
| 21         | Golden State   | CBS             | 1 pm  |
| 23         | New York       | USA/The Spot    | 7 pm  |
| 25         | Dallas         | NBA TV/The Spot | 7 pm  |
| 28         | @ Chicago      | CBS             | 1 pm  |

| JULY (0-0) |                              |                  |         |
|------------|------------------------------|------------------|---------|
| 3          | % Chicago                    | ION              | 7 pm    |
| 5          | % Indiana                    | ESPN             | 4 pm    |
| 9          | @ Portland                   | The Spot         | 7 pm    |
| 11         | Phoenix                      | Peacock/The Spot | 1 pm    |
| 12         | Indiana                      | NBC              | 6 pm    |
| 20         | @ Toronto                    | Peacock/The Spot | 5 pm    |
| 22         | @ Washington                 | The Spot         | 4:30 pm |
| 25         | 2026 All-Star Game @ Chicago |                  |         |
| 28         | Portland                     | The Spot         | 7 pm    |
| 30         | New York                     | Prime            | 7 pm    |

| AUGUST (0-0) |             |          |         |
|--------------|-------------|----------|---------|
| 1            | @ Chicago   | CBS      | 10 am   |
| 3            | @ Atlanta   | The Spot | 4:30 pm |
| 6            | @ Indiana   | Prime    | 4 pm    |
| 8            | @ Minnesota | CBS      | 10 am   |
| 9            | @ New York  | ABC      | 9:30 am |
| 11           | Washington  | The Spot | 7 pm    |
| 13           | Washington  | Prime    | 7 pm    |
| 15           | Minnesota   | CBS      | 5 pm    |
| 18           | Atlanta     | The Spot | 7 pm    |
| 20           | Connecticut | The Spot | 7 pm    |
| 23           | @ &Toronto  | The Spot | 4 pm    |
| 28           | Toronto     | ION      | 7 pm    |

| 4-13 2026 FIBA World Cup @ Berlin |             |              |      |
|-----------------------------------|-------------|--------------|------|
| SEPTEMBER (0-0)                   |             |              |      |
| 17                                | @ Seattle   | USA/The Spot | 7 pm |
| 20                                | Seattle     | USA/The Spot | 6 pm |
| 22                                | Los Angeles | ESPN         | 7 pm |
| 24                                | @ Phoenix   | USA/The Spot | 7 pm |

% at T-Mobile Arena  
& played in Vancouver, British Columbia  
^ Commissioner's Cup game  
\* played in Austin, Texas  
All times listed are Pacific Daylight Time

# 0



### JACKIE YOUNG

G • 6-0 • 8th Year • Notre Dame '19

|        | G   | PPG  | RPG | APG | SPG | FG%  | 3P%  | FT%  | MIN  |
|--------|-----|------|-----|-----|-----|------|------|------|------|
| 2025   | 44  | 16.5 | 4.5 | 5.1 | 1.3 | .475 | .359 | .894 | 30.4 |
| Career | 243 | 14.0 | 4.1 | 4.2 | 1.1 | .467 | .378 | .860 | 30.0 |

2025 RS HIGHS: PT (34), REB (11), AST (12), STL (5), BLK (2), FGM (12), 3PM (5), FTM (11)

- 3x WNBA Champion
- 4x All-Star
- 2022 Most Improved
- 2x All-WNBA 2nd
- 2019 All-Rookie
- 2x Olympic gold (3x3 in 2020)

# 12



### CHELSEA GRAY

G • 5-11 • 12th Year • Duke '14

|        | G   | PPG  | RPG | APG | SPG | FG%  | 3P%  | FT%  | MIN  |
|--------|-----|------|-----|-----|-----|------|------|------|------|
| 2025   | 44  | 11.2 | 3.9 | 5.4 | 1.4 | .438 | .368 | .885 | 31.1 |
| Career | 369 | 11.9 | 3.2 | 5.1 | 1.2 | .459 | .380 | .867 | 28.3 |

2025 RS HIGHS: PT (28), REB (10), AST (14), STL (7), BLK (3), FGM (8), 3PM (6), FTM (8)

- 4x WNBA Champion
- 2022 Finals MVP
- 6x All-Star
- 3x All-WNBA
- 2x Olympic gold
- 2022 World Cup Gold

# 22



### A'JA WILSON

C • 6-4 • 9th Year • South Carolina '18

|        | PPG | RPG  | APG  | BPG | FG% | 3P%  | FT%  | MIN  |      |
|--------|-----|------|------|-----|-----|------|------|------|------|
| 2025   | 40  | 23.4 | 10.2 | 3.1 | 2.3 | .505 | .424 | .855 | 31.2 |
| Career | 267 | 21.4 | 9.3  | 2.3 | 2.0 | .498 | .365 | .821 | 31.2 |

2025 RS HIGHS: PT (37), REB (20), AST (7), STL (4), BLK (5), FGM (16), 3PM (3), FTM (14)

- 3x WNBA Champion
- 4x M'VP • 3x D'POY
- 2x Finals M'VP
- 7x All-Star
- 5x All-WNBA
- 2018 ROY & All-Rookie
- 2x Olympic gold
- 2x World Cup gold
- 2022 World Cup M'VP

# 1



### KIERSTAN BELL

F • 6-11 • 5th Year • Florida Gulf Coast

|        | G  | PPG | RPG | APG | SPG | FG%  | 3P%  | FT%  | MIN  |
|--------|----|-----|-----|-----|-----|------|------|------|------|
| 2025   | 35 | 4.2 | 1.8 | 0.7 | 0.4 | .340 | .294 | .800 | 12.2 |
| Career | 98 | 3.3 | 1.5 | 0.5 | 0.3 | .341 | .266 | .742 | 10.4 |

2025 RS HIGHS: PT (19), REB (6), AST (3), STL (2), BLK (1), FGM (6), 3PM (6), FTM (4)

- 3x WNBA Champion

# 3



### NALYSSA SMITH

F • 6-4 • 5th Year • Baylor '22

|        | PPG | RPG  | APG | BPG | FG% | 3P%  | FT%  | MIN  |      |
|--------|-----|------|-----|-----|-----|------|------|------|------|
| 2025   | 45  | 7.6  | 5.1 | 0.7 | 0.6 | .504 | .296 | .611 | 21.2 |
| Career | 148 | 11.3 | 7.1 | 1.1 | 0.6 | .467 | .326 | .618 | 25.8 |

2025 RS HIGHS: PT (20), REB (12), AST (4), STL (2), BLK (4), FGM (6), 3PM (1), FTM (7)

- 2025 WNBA Champion
- 2022 All-Rookie

## THE TURN (STATS ARE FROM THE LAST SEASON PLAYED)

| NO | NAME                 | POS | HGT  | YR   | G  | MIN  | FG%  | 3P%  | FT%  | REB | AST | PTS  |
|----|----------------------|-----|------|------|----|------|------|------|------|-----|-----|------|
| 2  | Janiah Barker        | F   | 6-4  | R    | 27 | 23.9 | .465 | .365 | .730 | 6.6 | 1.2 | 14.3 |
| 5  | Jordan Obi           | G   | 6-1  | R    | 36 | 26.2 | .518 | .250 | .654 | 6.0 | 1.1 | 9.0  |
| 7  | Steph Talbot         | F   | 6-2  | 8th  | 22 | 12.4 | .422 | .333 | .643 | 2.2 | 1.5 | 2.5  |
| 11 | Dana Evans           | G   | 5-6  | 6th  | 44 | 17.7 | .391 | .366 | .755 | 1.1 | 2.2 | 6.6  |
| 21 | Brianna Turner       | F/C | 6-3  | 8th  | 27 | 8.6  | .406 | .000 | .419 | 1.9 | 0.6 | 1.1  |
| 23 | Chennedy Carter      | G   | 5-9  | 5th  | 33 | 26.0 | .487 | .290 | .730 | 3.5 | 3.1 | 17.5 |
| 24 | Jewell Loyd          | G   | 5-11 | 12th | 44 | 28.3 | .389 | .382 | .831 | 3.2 | 1.8 | 11.2 |
| 32 | Cheyenne Parker-Tyus | F   | 6-4  | 12th | 2  | 7.0  | .625 | .500 | .833 | 1.0 | 0.0 | 8.0  |

## STREAKS (INCLUDES 2025)

|         |      |
|---------|------|
| Overall | W 16 |
| Home    | W 7  |
| Road    | W 6  |

## GAME STATUS UPDATES (AS OF APRIL 25)

Dana Evans: out (left leg)  
A'ja Wilson: questionable (right arm)

## ACES MEDIA RELATIONS

Caroline Williams, Director  
CWilliams@LasVegasAces.com | 725-289-8896  
Carly Ebisuya, Manager  
CEbisuya@LasVegasAces.com | 714-305-6808

# CONGRATULATIONS!

If you are reading this, it means that you have made the wise decision to cover a WNBA game featuring the three-time WNBA Champion Las Vegas Aces. Odds are, you a member of one of the most prestigious media outlets in the nation, and a talented print, radio or television personality. Regardless of how these game notes came into your possession, welcome to year 9 of the Las Vegas Aces and year 30 of this storied franchise.

These Game Notes are designed to simplify your coverage of the Aces, but in a society that now likes to communicate in 140 280 characters or less and 30-second Tik Tok videos, even a modest-sized set of Game Notes like this one can be intimidating.

Over the rest of this page, we will walk you through the complexities of this document to further enhance your ability to cover the most entertaining team in the WNBA.

Before we begin, we want you to know that we've gone interactive with notes again this year. **Embedded links will take you to the interweb page that contains more information on each note or tidbit of information. Click through to your heart's content!**

## Aces, Stars & Starzz Franchise History

For a robust franchise history, including yearly team recaps dating to 1997, the league's inaugural season, award winners, transactions, draft picks, season statistical leaders, etc., see the [Franchise History & Records page online](#).

## Aces Media Central

For quick links to the Aces credential portal, past game notes, WNBA media policies, 2025 Year in Review (as it happens) and other media-centric information, be sure to check out the [Aces Media Central page](#).

## Statistics

If all you need are our season statistics, just flip to the end of these notes. Both teams' stats are always located on the second to last page. We have decided not to include any box scores ~~because we are lazy~~ in an effort to rid the planet of unnecessary paper waste. [All WNBA box scores \(PDFs\) are located online and can be downloaded here.](#)

## Frequently Asked Questions

1) "I have found several typos in this document. Would you like to know about them?"

Yes, we would, but you should know that there are many people in the world who are not happy unless they find fault in the work of others. In an effort to boost their self-confidence, we have intentionally sprinkled several typos in this document to assist them, so we may already be aware of the typos of which you speak.

2) "I wish you would include [insert statistical note wish here] in your game notes."

Send us an email request and we'll try to add it to the notes package. After all, we are here to help you cover the Aces, and if there's something missing that will better help you do your job, please let us know!

## Epilogue

If you have any additional questions, please don't hesitate to reach out to the Aces media relations duo listed on Page 1. Thanks again for your interest in covering the Las Vegas Aces.

Your dedicated media relations team,

*Caroline & Carly*

## TABLE OF CONTENTS

|       |       |  |
|-------|-------|--|
| 1     | ..... | Schedule/Results, Media Relations Contacts, Quick Hits |
| 2     | ..... | Welcome!   |
| 3     | ..... | Aces Roster & Pronunciation Guide                      |
| 4-5   | ..... | Aces History vs. Opponent                              |
| 6-13  | ..... | Season Notes   |
| 14    | ..... | Head Coach Becky Hammon                                |
| 16-37 | ..... | Aces Player Bios                                       |
| 40    | ..... | Aces Game-by-Game Team Statistics                      |
| 41    | ..... | Aces & Opponent Cumulative Statistics                  |
| OBC   | ..... | Media Cheat Sheet Roster                               |

## FRANCHISE HISTORY

|                                       |       |                      |
|---------------------------------------|-------|----------------------|
| All-Time Record                       | ..... | 485-493 (.496)       |
| Utah Starzz (1997-2002)               | ..... | 87-99 (.444)         |
| San Antonio Stars (2003-2017)         | ..... | 204-306 (.400)       |
| Las Vegas Aces (2018-2024)            | ..... | 194-88 (.688)        |
| Postseason Appearances                | ..... | 17                   |
| All-Time Postseason Record            | ..... | 45-43 (.514)         |
| Utah Starzz (2001-2002)               | ..... | 2-5 (.286)           |
| San Antonio Stars (2007-2012, 2014)   | ..... | 8-18 (.308)          |
| Las Vegas Aces (2019-2025)            | ..... | 35-20 (.636)         |
| WNBA Finals Appearances               | ..... | 5                    |
| WNBA Championships                    | ..... | 3 (2022, 2023, 2025) |
| All-Time WNBA Finals Record           | ..... | 10-8 (.556)          |
| San Antonio Stars (2008)              | ..... | 0-3 (.000)           |
| Las Vegas Aces (2020, 2022-2023)      | ..... | 10-5 (.667)          |
| Commissioner's Cup Championships      | ..... | 1 (2022)             |
| Commissioner's Cup Record (2021-2025) | ..... | 28-13 (.683)         |

## THEME NIGHTS & GIVEAWAYS

### May 9 vs Phoenix

- Opening night, ring ceremony (Three of a Kind flag)

### May 23 vs Los Angeles

- Banner raising (replica banner)

### June 6 vs Golden State

- Alumni Weekend (Aces history magazine)

### June 8 vs Seattle

- Pride Night (Pride fan)

### July 3 vs Chicago

- Heroes of the House (Aces banner)

### July 11 vs Phoenix

- Kids Day (Aces-themed giveaway TBA)

### July 30 vs New York

- Utah Starzz Legacy Night (Aces 30th season hat)

### Aug. 13 vs Washington

- Cancer Awareness (TBA)

### Aug. 20 vs Connecticut

- San Antonio Stars Legacy Night (Bucket\$ bobblehead)

### Sept. 22 vs Los Angeles

- Fan Appreciation Night Presented by Ally (TBA)

\*Giveaways are subject to change based on availability.

## 2026 ACES RECORD BREAKDOWN

|         | Record | Home | Away | OT  |
|---------|--------|------|------|-----|
| Overall | 0-0    | 0-0  | 0-0  | 0-0 |
| Eastern | 0-0    | 0-0  | 0-0  | 0-0 |
| Western | 0-0    | 0-0  | 0-0  | 0-0 |

## 2026 LAS VEGAS ACES • ALPHABETICAL ROSTER

| NO | NAME                 | POS | HGT  | WGT | DOB        | YEAR | COLLEGE            | HOMETOWN              |
|----|----------------------|-----|------|-----|------------|------|--------------------|-----------------------|
| 2  | Janiah Barker        | F   | 6-4  | 185 | 11/08/2003 | R    | Tennessee          | Marietta, GA          |
| 1  | Kierstan Bell        | F   | 6-1  | 176 | 03/16/2000 | 5th  | Florida Gulf Coast | Alliance, OH          |
| 23 | Chennedy Carter      | G   | 5-9  | 143 | 11/14/1998 | 5th  | Texas A&M          | Mansfield, TX         |
| 11 | Dana Evans           | G   | 5-6  | 145 | 08/01/1998 | 6th  | Louisville         | Gary, IN              |
| 12 | Chelsea Gray         | G   | 5-11 | 170 | 10/08/1992 | 12th | Duke               | Manteca, CA           |
| 24 | Jewell Loyd          | G   | 5-11 | 175 | 10/05/1993 | 12th | —                  | Lincolnwood, IL       |
| 5  | Jordan Obi           | G   | 6-1  | 185 | 09/18/2002 | R    | Kentucky           | Hartford, CT          |
| 32 | Cheyenne Parker-Tyus | F   | 6-4  | 193 | 08/22/1992 | 12th | Middle Tennessee   | Queens, NY            |
| 3  | Nalyssa Smith        | F   | 6-4  | 185 | 08/08/2000 | 5th  | Baylor             | Converse, TX          |
| 7  | Stephanie Talbot     | F   | 6-2  | 192 | 06/15/1994 | 8th  | —                  | Kadina, SA, Australia |
| 21 | Brianna Turner       | F   | 6-3  | 175 | 07/05/1996 | 8th  | Notre Dame         | Pearland, TX          |
| 22 | A'ja Wilson          | C   | 6-4  | 195 | 08/08/1996 | 9th  | South Carolina     | Hopkins, SC           |
| 0  | Jackie Young         | G   | 6-0  | 165 | 09/16/1997 | 8th  | Notre Dame         | Princeton, IN         |

## 2026 LAS VEGAS ACES • NUMERICAL ROSTER

| NO | NAME                 | POS | HGT  | WGT | DOB        | YEAR | COLLEGE            | HOMETOWN              |
|----|----------------------|-----|------|-----|------------|------|--------------------|-----------------------|
| 0  | Jackie Young         | G   | 6-0  | 165 | 09/16/1997 | 8th  | Notre Dame         | Princeton, IN         |
| 1  | Kierstan Bell        | F   | 6-1  | 176 | 03/16/2000 | 5th  | Florida Gulf Coast | Alliance, OH          |
| 2  | Janiah Barker        | F   | 6-4  | 185 | 11/08/2003 | R    | Tennessee          | Marietta, GA          |
| 3  | Nalyssa Smith        | F   | 6-4  | 185 | 08/08/2000 | 5th  | Baylor             | Converse, TX          |
| 5  | Jordan Obi           | G   | 6-1  | 185 | 09/18/2002 | R    | Kentucky           | Hartford, CT          |
| 7  | Stephanie Talbot     | F   | 6-2  | 192 | 06/15/1994 | 8th  | —                  | Kadina, SA, Australia |
| 11 | Dana Evans           | G   | 5-6  | 145 | 08/01/1998 | 6th  | Louisville         | Gary, IN              |
| 12 | Chelsea Gray         | G   | 5-11 | 170 | 10/08/1992 | 12th | Duke               | Manteca, CA           |
| 21 | Brianna Turner       | F   | 6-3  | 175 | 07/05/1996 | 8th  | Notre Dame         | Pearland, TX          |
| 22 | A'ja Wilson          | C   | 6-4  | 195 | 08/08/1996 | 9th  | South Carolina     | Hopkins, SC           |
| 23 | Chennedy Carter      | G   | 5-9  | 143 | 11/14/1998 | 5th  | Texas A&M          | Mansfield, TX         |
| 24 | Jewell Loyd          | G   | 5-11 | 175 | 10/05/1993 | 12th | —                  | Lincolnwood, IL       |
| 32 | Cheyenne Parker-Tyus | F   | 6-4  | 193 | 08/22/1992 | 12th | Middle Tennessee   | Queens, NY            |

**Head Coach:** Becky Hammon

**Assistant Coach:** Charlene Thomas-Swinson

**Assistant Coach:** Ty Ellis

**Assistant Coach:** Larry Lewis

**Assistant Coach:** Nola Henry

**Player Development Coach:** Micah Fraction

**Director of Health and Performance:** Ciara Burgi

**Lead Rehabilitation Specialist:** Jerrica Thomas

**Lead Athletic Trainer:** Bryson Creer

**Lead Performance and Assistant ATC:** Matt Comer

**Manager, Basketball Operations:** Anna Gomez

**Head Equipment Manager:** Dashaun Jackson

**Basketball Operations Coordinator:** Rashaad Zimmerman

**Assistant Player Development Coach:** PJ Savoy Jr.

**PRO-NUN-C-A-SHUN GUYD**

Janiah (juh-NIGH-uh) Barker

Kierstan (KEER-stin) Bell

Chennedy (KEN-eh-dee) Carter

Jordan Obi (OBE-ee)

Brianna (BREE-ah-nah) Turner

A'ja (A-zhuh - like the continent, Asia) Wilson

Ciara (c-AIR-uh - like the Sierra mountains) Burgi (BURR-ghee)

## 2026 JAPAN NATIONAL TEAM FOR WNBA PRESEASON • NUMERICAL ROSTER

| NO | NAME                 | POS | HGT  | DOB        | WJBL TEAM                       |
|----|----------------------|-----|------|------------|---------------------------------|
| 2  | Norika Konno         | G   | 5-10 | 5/1/2000   | Denso Iris                      |
| 7  | Nanami Tsuno         | G   | 5-2  | 11/23/2004 | Toyota Boshoku Sunshine Rabbits |
| 14 | Azusa Asahina        | C   | 6-1  | 10/20/2003 | Toyota Boshoku Sunshine Rabbits |
| 16 | Ririka Okuyama       | F   | 5-9  | 4/6/2000   | Toyota Boshoku Sunshine Rabbits |
| 19 | Mona Tateyama        | F   | 5-10 | 11/6/2002  | Hitachi High-Tech Cougars       |
| 23 | Mai Yamamoto         | G   | 5-4  | 10/23/1999 | Toyota Antelopes                |
| 24 | Kadysha Juna Umezawa | C   | 6-2  | 7/26/1998  | Eneos Sunflowers                |
| 26 | Kokoro Tanaka        | G   | 5-8  | 1/10/2006  | Eneos Sunflowers                |
| 30 | Mio Shiraishi        | F   | 6-0  | 4/17/2006  | Denso Iris                      |
| 31 | Aika Hirashita       | F   | 5-10 | 1/14/2002  | Toyota Antelopes                |
| 37 | Minami Yabu          | F   | 5-10 | 10/2/2004  | Denso Iris                      |
| 74 | Suzuno Higuchi       | G   | 5-4  | 6/12/2001  | Hitachi High-Tech Cougars       |
| 75 | Nanako Todo          | F   | 5-9  | 11/29/2000 | Toyota Boshoku Sunshine Rabbits |

**Head Coach:** Corey Gaines

**Assistant Coach:** Tomoki Miyata

**Interpreter:** Kai Shimojo

**Player Development Coach:** Bryan Finley

**Sports Performance Coach:** Hiroki Ogata

**Athletic Trainer:** Mayumi Ogino

**Athletic Trainer:** Koichi Sato

**Team Manager:** Satsuki Furumi



# LAS VEGAS ACES GAME NOTES (STATS THROUGH END OF 2025 FINALS)



| Regular Season History |       |  | Playoff History |     | Combined History |       | Streaks (incl. playoffs) |      |
|------------------------|-------|--|-----------------|-----|------------------|-------|--------------------------|------|
| Overall                | 46-36 |  | Overall         | 3-3 | Overall          | 49-39 | Overall                  | W 5  |
| Home                   | 26-16 |  | Home            | 2-2 | Home             | 27-18 | Home                     | W 14 |
| Road                   | 20-20 |  | Road            | 1-1 | Road             | 21-21 | Road                     | W 2  |
| Overtime               | 4-1   |  | Overtime        | 0-0 | Overtime         | 4-1   |                          |      |
|                        |       |  | Series          | 1-1 |                  |       |                          |      |

| Date            | H/A | Opponent    | W/L      | LVA | DAL |
|-----------------|-----|-------------|----------|-----|-----|
| July 13, 1998   |     | Detroit     | L 1      | 67  | 74  |
| July 17, 1998   | @   | Detroit     | L 2      | 67  | 79  |
| Aug. 10, 1998   |     | Detroit     | L 3      | 73  | 77  |
| July 6, 1999    |     | Detroit     | W 1 (OT) | 104 | 94  |
| July 21, 1999   | @   | Detroit     | L 1      | 77  | 86  |
| July 7, 2000    |     | Detroit     | L 2      | 69  | 73  |
| Aug. 7, 2001    | @   | Detroit     | W 1      | 76  | 69  |
| July 8, 2002    |     | Detroit     | W 2      | 94  | 76  |
| July 23, 2002   | @   | Detroit     | W 3      | 86  | 75  |
| June 7, 2003    |     | Detroit     | L 1      | 55  | 74  |
| July 1, 2003    | @   | Detroit     | L 2      | 88  | 99  |
| May 22, 2004    |     | Detroit     | L 3      | 60  | 73  |
| July 18, 2004   | @   | Detroit     | L 4      | 71  | 77  |
| May 24, 2005    | @   | Detroit     | L 5      | 65  | 74  |
| Aug. 13, 2005   |     | Detroit     | L 6      | 59  | 60  |
| June 27, 2006   |     | Detroit     | L 7      | 59  | 63  |
| July 16, 2006   | @   | Detroit     | L 8      | 67  | 77  |
| July 1, 2007    | @   | Detroit     | W 1      | 71  | 68  |
| July 31, 2007   |     | Detroit     | L 1      | 79  | 84  |
| July 1, 2008    |     | Detroit     | W 1 (OT) | 79  | 72  |
| July 27, 2008   | @   | Detroit     | W 2      | 76  | 64  |
| October 1, 2008 |     | Detroit (#) | L 1      | 69  | 77  |
| October 3, 2008 |     | Detroit (#) | L 2      | 61  | 69  |
| October 5, 2008 | @   | Detroit (#) | L 3      | 60  | 76  |
| Aug. 23, 2009   | @   | Detroit     | L 4      | 84  | 99  |
| Aug. 29, 2009   |     | Detroit     | W 1 (OT) | 100 | 88  |
| May 20, 2010    | @   | Tulsa       | W 2      | 83  | 74  |
| June 11, 2010   |     | Tulsa       | W 3      | 87  | 75  |
| July 16, 2010   |     | Tulsa       | L 1      | 70  | 75  |
| July 30, 2010   | @   | Tulsa       | W 1      | 101 | 85  |
| Aug. 13, 2010   |     | Tulsa       | W 2      | 94  | 74  |
| June 4, 2011    |     | Tulsa       | W 3      | 93  | 73  |
| June 10, 2011   | @   | Tulsa       | W 4      | 93  | 62  |
| Aug. 6, 2011    |     | Tulsa       | W 5      | 72  | 64  |
| Sept. 11, 2011  | @   | Tulsa       | W 6 (OT) | 102 | 94  |
| May 19, 2012    | @   | Tulsa       | W 7      | 88  | 79  |
| Aug. 17, 2012   | @   | Tulsa       | W 8      | 89  | 79  |
| Aug. 25, 2012   |     | Tulsa       | W 9      | 91  | 71  |
| Sept. 12, 2012  | @   | Tulsa       | W 10     | 78  | 67  |
| Sept. 16, 2012  |     | Tulsa       | L 1      | 70  | 80  |
| Aug. 4, 2013    |     | Tulsa       | W 1      | 69  | 65  |
| Aug. 23, 2013   | @   | Tulsa       | L 1      | 67  | 73  |
| Aug. 30, 2013   | @   | Tulsa       | W 1      | 74  | 65  |
| Sept. 8, 2013   |     | Tulsa       | L 1      | 65  | 98  |
| May 17, 2014    |     | Tulsa       | W 1      | 80  | 76  |
| May 28, 2014    |     | Tulsa       | W 2      | 82  | 79  |
| July 17, 2014   | @   | Tulsa       | L 1      | 90  | 95  |
| July 22, 2014   |     | Tulsa       | W 1      | 95  | 93  |
| Aug. 8, 2014    | @   | Tulsa       | L 1      | 62  | 79  |
| June 14, 2015   |     | Tulsa       | L 2      | 62  | 73  |
| June 16, 2015   | @   | Tulsa       | L 3      | 61  | 88  |
| July 17, 2015   |     | Tulsa       | W 1      | 65  | 58  |
| Sept. 8, 2015   | @   | Tulsa       | L 1      | 64  | 74  |

| Date           | H/A | Opponent   | W/L      | LVA | DAL |
|----------------|-----|------------|----------|-----|-----|
| May 21, 2016   | @   | Dallas     | L 2      | 77  | 82  |
| June 23, 2016  | @   | Dallas     | L 3 (OT) | 90  | 97  |
| Sept. 9, 2016  |     | Dallas     | L 4      | 84  | 92  |
| May 25, 2017   |     | Dallas     | L 5      | 82  | 94  |
| June 21, 2017  | @   | Dallas     | L 6      | 78  | 81  |
| June 23, 2017  |     | Dallas     | L 7      | 69  | 81  |
| June 15, 2018  | @   | Dallas     | L 8      | 67  | 77  |
| June 27, 2018  |     | Dallas     | L 9      | 91  | 97  |
| Aug. 17, 2018  | @   | Dallas     | L 10     | 102 | 107 |
| June 22, 2019  |     | Dallas     | W 1      | 86  | 68  |
| July 30, 2019  |     | Dallas     | W 2      | 86  | 54  |
| Aug. 3, 2019   | @   | Dallas     | W 3      | 75  | 70  |
| Aug. 2, 2020   |     | Dallas     | W 4      | 79  | 70  |
| Aug. 25, 2020  | @   | Dallas     | W 5      | 96  | 92  |
| June 13, 2021  |     | Dallas     | W 6      | 85  | 78  |
| July 11, 2021  | @   | Dallas     | W 7      | 95  | 79  |
| Sept. 13, 2021 |     | Dallas     | W 8      | 85  | 75  |
| June 5, 2022   |     | Dallas     | W 9      | 84  | 78  |
| June 15, 2022  | @   | Dallas     | W 10     | 92  | 84  |
| Aug. 4, 2022   | @   | Dallas     | L 1      | 80  | 82  |
| July 5, 2023   |     | Dallas     | W 1      | 89  | 82  |
| July 7, 2023   | @   | Dallas     | L 1      | 78  | 80  |
| July 30, 2023  |     | Dallas     | W 1      | 104 | 91  |
| Aug. 8, 2023   | @   | Dallas     | W 2      | 104 | 84  |
| Sept. 24, 2023 |     | Dallas (^) | W 3      | 97  | 83  |
| Sept. 26, 2023 |     | Dallas (^) | W 4      | 91  | 84  |
| Sept. 29, 2023 | @   | Dallas (^) | W 5      | 64  | 61  |
| June 5, 2024   | @   | Dallas     | W 6      | 95  | 81  |
| July 7, 2024   |     | Dallas     | W 7      | 104 | 85  |
| July 27, 2024  | @   | Dallas     | L 1      | 90  | 93  |
| Sept. 19, 2024 |     | Dallas     | W 1      | 98  | 84  |
| June 13, 2025  |     | Dallas     | W 2      | 88  | 84  |
| July 16, 2025  | @   | Dallas     | W 3      | 90  | 86  |
| July 27, 2025  | @   | Dallas     | W 4      | 106 | 80  |
| Aug. 17, 2025  |     | Dallas     | W 5      | 106 | 87  |

# — WNBA Finals  
^ — WNBA Semifinals

# LAS VEGAS ACES GAME NOTES (STATS THROUGH END OF 2025 FINALS)



## 2025 ACES VS WINGS HEAD-TO-HEAD STATISTICS

### ACES VS WINGS (4-0)

| PLAYER       | GP-GS    | MIN        | FGM-FGA          | FG%         | FGM-FGA       | FG%         | FTM-FTA         | FT%         | OFF       | DEF        | TOT/AVG         | AST       | PF-DQ       | STL       | TO        | BLK       | PTS/AVG         |
|--------------|----------|------------|------------------|-------------|---------------|-------------|-----------------|-------------|-----------|------------|-----------------|-----------|-------------|-----------|-----------|-----------|-----------------|
| Wilson, A    | 3-3      | 98:15      | 31 - 51          | 60.8        | 2-4           | 50.0        | 21 - 29         | 72.4        | 4         | 24         | 28/9.3          | 10        | 4-0         | 4         | 8         | 9         | 85/28.3         |
| Loyd, J      | 4-2      | 102:26     | 22 - 46          | 47.8        | 14-29         | 48.3        | 9 - 10          | 90.0        | 4         | 9          | 13/3.3          | 9         | 7-0         | 3         | 7         | 1         | 67/16.8         |
| Young, J     | 4-4      | 118:47     | 19 - 39          | 48.7        | 10-21         | 47.6        | 14 - 14         | 100         | 6         | 7          | 13/3.3          | 22        | 9-0         | 9         | 17        | 2         | 62/15.5         |
| Bell, K      | 3-2      | 59:45      | 13 - 22          | 59.1        | 10-17         | 58.8        | 4 - 4           | 100         | 3         | 9          | 12/4.0          | 2         | 4-0         | 1         | 3         | 1         | 40/13.3         |
| Smith, N     | 3-3      | 67:06      | 11 - 25          | 44.0        | 2-2           | 100         | 8 - 11          | 72.7        | 9         | 10         | 19/6.3          | 2         | 5-0         | 0         | 1         | 1         | 32/10.7         |
| Gray, C      | 4-4      | 113:31     | 11 - 27          | 40.7        | 2-10          | 20.0        | 15 - 15         | 100         | 4         | 11         | 15/3.8          | 34        | 7-0         | 7         | 8         | 4         | 39/9.8          |
| Evans, D     | 4-0      | 65:30      | 9 - 26           | 34.6        | 2-9           | 22.2        | 3 - 4           | 75.0        | 0         | 6          | 6/1.5           | 11        | 8-0         | 2         | 3         | 1         | 23/5.8          |
| Nye, A       | 4-0      | 69:20      | 9 - 23           | 39.1        | 5-14          | 35.7        | 2 - 2           | 100         | 1         | 8          | 9/2.3           | 1         | 5-0         | 2         | 2         | 1         | 25/6.3          |
| Mitchell, T  | 1-0      | 13:06      | 0 - 0            | 0.0         | 0-0           | 0.0         | 4 - 6           | 66.7        | 1         | 4          | 5/5.0           | 0         | 0-0         | 1         | 0         | 1         | 4/4.0           |
| Stokes, K    | 3-1      | 45:45      | 3 - 5            | 60.0        | 0-2           | 0.0         | 0 - 0           | 0.0         | 1         | 11         | 12/4.0          | 2         | 3-0         | 3         | 1         | 2         | 6/2.0           |
| Kitley, E    | 1-1      | 17:49      | 1 - 4            | 25.0        | 0-0           | 0.0         | 0 - 0           | 0.0         | 1         | 3          | 4/4.0           | 1         | 1-0         | 0         | 0         | 0         | 2/2.0           |
| Gustafson, M | 3-0      | 28:40      | 1 - 7            | 14.3        | 1-6           | 16.7        | 2 - 6           | 33.3        | 2         | 3          | 5/1.7           | 2         | 6-0         | 1         | 1         | 0         | 5/1.7           |
| Holmes, J    | 0-0      | 0          | 0 - 0            | 0.0         | 0-0           | 0.0         | 0 - 0           | 0.0         | 0         | 0          | 0/0.0           | 0         | 0-0         | 0         | 0         | 0         | 0/0.0           |
| <b>Aces</b>  | <b>4</b> | <b>800</b> | <b>130 - 275</b> | <b>47.3</b> | <b>48-114</b> | <b>42.1</b> | <b>82 - 101</b> | <b>81.2</b> | <b>36</b> | <b>105</b> | <b>167/41.8</b> | <b>96</b> | <b>59-0</b> | <b>33</b> | <b>52</b> | <b>23</b> | <b>390/97.5</b> |
| <b>Wings</b> | <b>4</b> | <b>800</b> | <b>135 - 312</b> | <b>43.3</b> | <b>25-85</b>  | <b>29.4</b> | <b>42 - 52</b>  | <b>80.8</b> | <b>39</b> | <b>104</b> | <b>184/46</b>   | <b>97</b> | <b>76-1</b> | <b>33</b> | <b>54</b> | <b>12</b> | <b>337/84.3</b> |

### WINGS VS ACES (0-4)

| PLAYER         | GP-GS    | MIN        | FGM-FGA          | FG%         | FGM-FGA       | FG%         | FTM-FTA         | FT%         | OFF       | DEF        | TOT/AVG         | AST       | PF-DQ       | STL       | TO        | BLK       | PTS/AVG         |
|----------------|----------|------------|------------------|-------------|---------------|-------------|-----------------|-------------|-----------|------------|-----------------|-----------|-------------|-----------|-----------|-----------|-----------------|
| Siegrist, M    | 1-1      | 32:31      | 11 - 15          | 73.3        | 1-2           | 50.0        | 0 - 0           | 0.0         | 3         | 3          | 6/6.0           | 1         | 3-0         | 2         | 0         | 2         | 23/23.0         |
| Bueckers, P    | 3-3      | 106:19     | 24 - 61          | 39.3        | 1-9           | 11.1        | 5 - 6           | 83.3        | 1         | 9          | 10/3.3          | 17        | 8-0         | 5         | 8         | 0         | 54/18.0         |
| Ogunbowale, A  | 3-3      | 103:39     | 19 - 45          | 42.2        | 7-21          | 33.3        | 8 - 9           | 88.9        | 0         | 8          | 8/2.7           | 18        | 7-0         | 4         | 8         | 1         | 53/17.7         |
| Quinerly, J    | 4-2      | 84:15      | 9 - 28           | 32.1        | 2-8           | 25.0        | 9 - 11          | 81.8        | 3         | 4          | 7/1.8           | 14        | 7-0         | 6         | 5         | 2         | 29/7.3          |
| Yueru, L       | 2-2      | 40:10      | 5 - 15           | 33.3        | 2-6           | 33.3        | 2 - 2           | 100         | 5         | 7          | 12/6.0          | 3         | 6-0         | 0         | 0         | 2         | 14/7.0          |
| Berger, G      | 2-1      | 32:34      | 2 - 5            | 40.0        | 0-2           | 0.0         | 2 - 4           | 50.0        | 0         | 3          | 3/1.5           | 5         | 3-0         | 1         | 2         | 0         | 6/3.0           |
| Carrington, D  | 2-2      | 64:02      | 13 - 31          | 41.9        | 3-5           | 60.0        | 0 - 0           | 0.0         | 5         | 7          | 12/6.0          | 3         | 10-1        | 3         | 5         | 0         | 29/14.5         |
| Jones, H       | 3-1      | 69:16      | 14 - 23          | 60.9        | 3-3           | 100         | 3 - 3           | 100         | 1         | 12         | 13/4.3          | 9         | 8-0         | 3         | 6         | 1         | 34/11.3         |
| Geiselsoder, L | 4-4      | 87:45      | 17 - 30          | 56.7        | 4-14          | 28.6        | 0 - 0           | 0.0         | 3         | 15         | 18/4.5          | 6         | 14-0        | 4         | 3         | 3         | 38/9.5          |
| McCowan, T     | 2-0      | 20:45      | 4 - 10           | 40.0        | 0-0           | 0.0         | 6 - 8           | 75.0        | 6         | 7          | 13/6.5          | 2         | 1-0         | 1         | 1         | 0         | 14/7.0          |
| Hines-Allen, M | 3-1      | 62:21      | 6 - 12           | 50.0        | 0-3           | 0.0         | 3 - 3           | 100         | 5         | 12         | 17/5.7          | 9         | 5-0         | 3         | 6         | 1         | 15/5.0          |
| Smith, N       | 1-0      | 10:06      | 2 - 3            | 66.7        | 0-1           | 0.0         | 1 - 2           | 50.0        | 1         | 1          | 2/2.0           | 1         | 0-0         | 0         | 0         | 0         | 5/5.0           |
| James, A       | 4-0      | 74:52      | 7 - 29           | 24.1        | 2-9           | 22.2        | 3 - 4           | 75.0        | 6         | 14         | 20/5.0          | 9         | 3-0         | 1         | 5         | 0         | 19/4.8          |
| Miller, D      | 1-0      | 11:25      | 2 - 5            | 40.0        | 0-2           | 0.0         | 0 - 0           | 0.0         | 0         | 2          | 2/2.0           | 0         | 1-0         | 0         | 0         | 0         | 4/4.0           |
| Charles, K     | 0-0      | 0          | 0 - 0            | 0.0         | 0-0           | 0.0         | 0 - 0           | 0.0         | 0         | 0          | 0/0.0           | 0         | 0-0         | 0         | 0         | 0         | 0/0.0           |
| Harris, T      | 0-0      | 0          | 0 - 0            | 0.0         | 0-0           | 0.0         | 0 - 0           | 0.0         | 0         | 0          | 0/0.0           | 0         | 0-0         | 0         | 0         | 0         | 0/0.0           |
| <b>Wings</b>   | <b>4</b> | <b>800</b> | <b>135 - 312</b> | <b>43.3</b> | <b>25-85</b>  | <b>29.4</b> | <b>42 - 52</b>  | <b>80.8</b> | <b>39</b> | <b>104</b> | <b>184/46</b>   | <b>97</b> | <b>76-1</b> | <b>33</b> | <b>54</b> | <b>12</b> | <b>337/84.3</b> |
| <b>Aces</b>    | <b>4</b> | <b>800</b> | <b>130 - 275</b> | <b>47.3</b> | <b>48-114</b> | <b>42.1</b> | <b>82 - 101</b> | <b>81.2</b> | <b>36</b> | <b>105</b> | <b>167/41.8</b> | <b>96</b> | <b>59-0</b> | <b>33</b> | <b>52</b> | <b>23</b> | <b>390/97.5</b> |



# LAS VEGAS ACES GAME NOTES (STATS THROUGH END OF 2025 FINALS)

## FEELING RANK (REGULAR SEASON TOP 30-ISH)

|                   | PPG | RPG | APG | SPG | BPG | MPG | FG% | 3P% | FT% |
|-------------------|-----|-----|-----|-----|-----|-----|-----|-----|-----|
| Dana Evans        | --- | --- | --- | --- | --- | --- | --- | --- | --- |
| Chelsea Gray      | --- | --- | --- | --- | --- | --- | --- | --- | --- |
| Jewell Loyd       | --- | --- | --- | --- | --- | --- | --- | --- | --- |
| NaLyssa Smith     | --- | --- | --- | --- | --- | --- | --- | --- | --- |
| A'ja Wilson       | --- | --- | --- | --- | --- | --- | --- | --- | --- |
| Jackie Young      | --- | --- | --- | --- | --- | --- | --- | --- | --- |
| Aces Team Overall | --- | --- | --- | --- | --- | --- | --- | --- | --- |

\*tie

## 2025 PLAYOFFS HIGHLIGHTS

### SWEEPING AWAY

Not including the 1997 WNBA Finals, which wasn't a series but a single, winner-take-all game, there had been 11 sweeps in WNBA Finals history. The Las Vegas Aces in 2025 became the first to do so in the expanded best-of-seven series. It also was the first Finals sweep since the 2020 Storm went 3-0 against the Aces for that year's title.

### #WINNING, POSTSEASON EDITION

Since moving to Las Vegas, the franchise owns the highest playoff winning percentage than any other team in the league. The three-time champs have won 63.6% (35-20) of their postseason games since relocating to the Sports & Entertainment Capital of the World in 2018.

### COACHING #WINS

Las Vegas Aces head coach **Becky Hammon** now ranks **No. 5 for all-time WNBA postseason coaching victories** with 28, trailing No. 4 Mike Thibault, who produced 34 playoff wins.

Among the top 10 in all-time WNBA postseason coaching wins, Hammon ranks at the top of the list for winning percentage with an unmatched 75.7%, ahead of No. 2 Michael Cooper (.628) and No. 3 Cheryl Reeve (.627).

Hammon also owns the highest Finals winning percentage (minimum 5 Finals games coached) after going 10-2 (.833) in the Finals.

### EARLY RETURNS

In securing her 20th playoff victory on Sept. 14, Becky Hammon became the **second-fastest coach in W history to reach 20 playoff wins**, doing so in her 26th postseason game. Cheryl Reeve tops the list after getting her 20th in 25 games. Michael Cooper (27), Van Chancellor (30) and John Whisenant (31) round out the top 5.

Hammon also lists as the **second-fastest to her 25th playoff victory**, doing so in 34 games. Reeve again tops the list after picking up her 25th win in 33 games. Cooper (37), Bill Laimbeer (41) and Sandy Brondello (46) round out the top 5.

### YOUNGER, FASTER ... AGAIN

**A'ja Wilson** hit another historic quintuple milestone on Sept. 23 in becoming the **3rd player in W playoff history with at least 900 points, 450 rebounds, 100 blocks, 100 assists and 50 steals**, behind Lisa Leslie and Candace Parker. Cue the broken record: Wilson was the youngest (29 years, 46 days) and fastest (48 games) to do so. Leslie hit the quintuple milestone in 52 games and Parker was 36 years and 126 days old when she did so.

### GOOD GAWD!

Against Indiana in Game 1 of the 2025 semis, the Point Gawd **Chelsea Gray** became just the second player in WNBA playoff history with 800 points and 300 assists. She joined an exclusive club that, at the time, listed Lindsay Whalen as its lone member.

Much like Wilson had done throughout the season, **Gray was the youngest and fastest to the mark** until Alyssa Thomas added her name to the group on Sept 23 and is now the fastest to the mark (52 games). Whalen hit her double milestone at 35 years and 128 days in her 75th playoff game.

Gray was 32 years and 348 days in her 57th playoff game.

Gray surpassed 200 career postseason rebounds against Phoenix in Game 2 and now has 207. She is just the **3rd player in league history to record at least 800 points, 300 assists and 200 rebounds in postseason play**.

### GONE STREAKING

The Aces strung together the **second-longest winning streak in league history** with 17 straight victories from Aug. 3 through Sept. 14. The 2001 Los Angeles Sparks won 18 in a row from June 26-August 11 and the 2002 and 2003 Sparks combined to win 18 straight from August 9, 2002 through June 14, 2003.

The Aces, who closed the regular season with 16 straight wins and own the longest active winning streak in the league, will be **gunning for the 2001 Sparks regular season record (18)** when they open play in 2026. Also listing in the No. 2 spot is Phoenix, which strung together 16 wins in 2014 from June 15-July 29.

### 700/200 CLUB

On Oct. 10, the deciding Game 4 of the Finals, Jackie Young became the **9th player in WNBA history to score at least 700 points and dish out at least 200 assists** in postseason play. In doing so at 28 years and 24 days, Young became the ... ahh, youngest player in W history to hit those marks, bumping ahead of teammate Chelsea Gray's previous high-water mark of 31 years and 7 days. Young now has 722 points and 205 assists in 55 playoff games.

### 38-SPECIAL

**A'ja Wilson** tied her career playoff high with 38 points in the deciding quarterfinals Game 3 against Seattle, marking the 5th-most points scored ever in a WNBA playoff game. Wilson's first 38-point game came in the 2023 first round against Chicago. The W's top scoring output of 42 points was produced on three occasions, first by Angel McCoughtry (9/7/2010) and followed by Breanna Stewart (9/6/2022) and Napheesa Collier (9/25/2024).

## REGULAR SEASON NOTES

### WELCOME TO THE FAMILY!

The Las Vegas Aces, who return 90% of their scoring power (75.5 of 83.6 ppg) from 2025, welcomed five new faces to the Aces family in April.

**Janiah Barker** was selected No. 29 in the WNBA Draft. The 6-4 forward wrapped her collegiate career at Tennessee after spending her first two years (2022-24) at Texas A&M and one year (2024-25) at UCLA, where she was the 2025 Big Ten Sixth Player of the Year. In all, Barker started 58 of 112 games played and averaged 11.2 ppg and 6.5 rpg, while shooting 46.8% from the field during her four-year collegiate career.

**Chennedy Carter** was selected No. 4 by Atlanta in the 2020 WNBA Draft and played her first two years for the Dream. She then spent 2022 playing for Los Angeles and in 2024 was a member of the Chicago Sky. Over 84 career games, Carter boasts averages of 14.6 ppg, 2.5 rpg and 2.8 apg. In her inaugural season, in which she averaged 17.4 ppg, 2.3 rpg and 3.4 apg, Carter listed on the WNBA All-Rookie Team.



**Jordan Obi**, a 6-1 guard out of Kentucky, was selected No. 44 in the WNBA Draft. She spent three years at Penn from 2021-24 before sitting out the 2024-25 season due to a lower leg injury and then transferred to Kentucky as a graduate student to finish out her collegiate career, and helped the Wildcats advance to the 2026 NCAA Sweet 16. Over her four-year collegiate career, Obi averaged 12.3 ppg and 7.1 rpg on 44.5% shooting from the field.

**Stephanie Talbot** is a three-time Olympian from Australia who won an Olympic bronze medal in 2024 and a World Cup silver in 2018. She played in the green and gold on junior teams starting in 2009 and was called up to the senior level for the 2015 FIBA Oceania Championship. Talbot enters her eighth season in the WNBA after playing in Phoenix, Minnesota, Seattle, Los Angeles, Golden State and New York, boasting career averages of 4.3 ppg, 2.6 rpg and 1.6 apg while shooting 42.3% from the floor and 35.1% from distance.

**Brianna Turner** is a two-time WNBA All-Defensive Team selection who was the No. 11 pick in the 2019 WNBA Draft and earned All-Rookie Team honors. Over her seven-year career, she has averaged 4.1 ppg, 5.7 rpg and 1.3 apg, while shooting 57.5% from the field over 212 games. In five playoff runs with Phoenix (2019-2022) and Indiana (2025), Turner upped her production to 5.7 ppg, 7.9 rpg, 1.9 apg and 1.3 bpg.

**A'ONE & ONLY**

It's sometimes hard to wrap one's head around the back-to-back dominating seasons A'ja Wilson strung together in 2024 and 2025. But let's look at another data point. Wilson is the **only player in the history of the league to amass at least 900 points and 400 rebounds** in a single season, and she's now done it twice!

| Year | G  | Pts  | Rebs | Ast | Stl | Blk | FG%  | 3P%  | FT%  |
|------|----|------|------|-----|-----|-----|------|------|------|
| 2024 | 38 | 1021 | 451  | 88  | 68  | 98  | .518 | .317 | .844 |
| 2025 | 40 | 937  | 407  | 122 | 64  | 92  | .505 | .424 | .855 |

In looking at averages, only four players in league history averaged at least 20 points and 10 rebounds in a single season -- and Wilson has now done that twice. Sylvia Fowles (2011), Chamique Holdsclaw (2003) and Candace Parker (2010) are the only others to accomplish the feat.

| Year | G  | PPG  | RPG  | APG | SPG | BPG | FG%  | 3P%  | FT%  |
|------|----|------|------|-----|-----|-----|------|------|------|
| 2024 | 38 | 26.9 | 11.9 | 2.3 | 1.8 | 2.6 | .518 | .317 | .844 |
| 2025 | 40 | 23.4 | 10.2 | 3.1 | 1.6 | 2.3 | .505 | .424 | .855 |

**PUT ME IN, COACH; I'M READY TO PLAY.**

In the first 25 games last season, **Jewell Loyd** averaged 10.4 points on 36.3% shooting from the field and 35.4% behind the arc. After asking to come off the bench, Loyd bumped those numbers to 12.1 ppg, 42.3% from the field and 40.9% from 3-point over her final 19 games as a reserve.

**HOW MANY GAMES?**

**NaLyssa Smith**, who started the season playing for Dallas, which had a front-loaded schedule, before joining the Aces, played 45 games between the two clubs -- the most games in a single season in WNBA history.

**6,000 DEGREES OF SEPARATION**

**Jewell Loyd**, whose first career point came against Los Angeles on June 6, 2015, became the **16th player in WNBA history to score 6,000 career points**. She did so Sept. 9 against Chicago at 31 years and 339 days, making her the third-youngest player in WNBA history to hit that mark. It was the 370th game of her career, which lists as the 9th fastest in W history.

Diana Taurasi holds the record for the youngest and quickest to the milestone at 291 games when she was 31 years and 61 days old.

**POST ALL-STAR BUMP ... CRANKED UP**

The Aces, who started 2025 with a 14-14 record, saw an improvement in many statistical categories after the All-Star break, most of which increased since the start of their season-ending 16-game winning streak. Here's a snapshot:

|        | W-L   | PTS  | OER   | OPP POT | FG%  | 3P%  | REB  | AS   | TO   | ST  | BK  |
|--------|-------|------|-------|---------|------|------|------|------|------|-----|-----|
| Pre    | 11-11 | 80.6 | 101.2 | 16.5    | .416 | .325 | 33.2 | 17.1 | 14.1 | 6.8 | 4.7 |
| Post   | 19-3  | 86.6 | 110.6 | 11.4    | .460 | .376 | 33.8 | 22.0 | 11.9 | 8.2 | 5.1 |
| Streak | 16-0  | 88.6 | 114.7 | 11.0    | .475 | .400 | 34.3 | 22.8 | 11.7 | 8.0 | 5.1 |

\*OPP POT = Opponent points off turnovers

**NEEDLE IN A HAYSTACK**

The Las Vegas Aces on Aug. 21 gave up zero points off turnovers for the first time in franchise history. It also was just the 16th occurrence since the W tipped in 1997, which is about a **0.002%** chance of happening in any game.

The Aces finished 2025 ranked No. 4 for turnovers per game (13.0) and No. 3 for **opponents points off turnovers** (13.9), numbers that improved to 11.7 (No. 2) turnovers and 11.0 (No.1) opponents points off turnovers over the Aces 16-0 season-ending run.

**CENTURY WIN**

On July 27 against Dallas, **Becky Hammon became the third-fastest and 18th overall W coach to win 100 W games.**

**RK Coach                      100 Wins Milestone Game**

1. Michael Cooper                      124
2. Van Chancellor                      125
3. **Becky Hammon**                      142
4. Cheryl Reeve                      143

**JUST THE (M'VP & D'POY) FACTS, JACK**

**A'ja Wilson** led the Aces during their historic turnaround in 2025 with a league-best 19-3 slate since the midseason break, which included a franchise-record 16-game regular season winning streak. In addition to breaking records almost every game, Wilson tallied beyond M'VP stat lines: 23.4 ppg on 50.5% field goal shooting, 10.2 rpg, 3.1 apg, 2.3 bpg and 1.6 spg. She finished the season as **the only player in the history of the league to average at least 20 points, 10 rebounds, 2 assists, 2 blocks and 1 steal per game** -- a feat she first accomplished in 2024.

**A'ja Wilson** in 2025 ...

- Led the league in scoring (23.4 pg) and blocked shots (2.3 bpg) and ranked second in rebounds (10.2 rpg.).
- Set the **WNBA season record for 30-point games** (13).
- **Recorded a league-high 10 30-point 4x4 games in 2025** (making a mark in points, rebounds, assists, steals and blocks) and is the only one to post one such game with zero turnovers this year. She has accomplished the 30-point 4x4 mark a league-high 24 times in her career (3 times with zero turnovers).
- Over the Aces 16-game winning streak, averaged 26.1 ppg, 12.0 rpg, 2.6 apg, 1.6 spg and 2.3 bpg, hit 52.7% of her shots from the field, 59.3% from deep and 88.9% from the line; posted 10 double-doubles, and improved offensive efficiency rating to 116.0 (from 110.6 on the season) and defensive efficiency to 94.7 (from 98.8 on the season)
- **Third-most double-doubles** this season (21)
- Has the **most double-doubles with at least 20 points** (16), the next closest 20/10 player has 8 such games this season.
- Is the **only player who has produced more than one 30/10 double-double** game -- she has 10 of them.
- Lists tied for **No. 1 for 20-point games** (25) and **set the league record for 30-point games** (13) in a season.
- **Ranks No. 1** in player efficiency rating, win shares overall, offensive win shares, defensive win shares and defensive rating.
- Is the only player who finished among the top 5 in scoring (No. 1), rebounding (No. 2) and blocks (No. 1); also lists No. 9 for offensive rebounds (2.3 per game), No. 2 for defensive rebounds (7.9 per game), No. 4 for steals (1.6 spg), No. 3 for offensive rating (110.6, **minimum 20 games**) and No. 13 for field goal percentage (.505).



# LAS VEGAS ACES GAME NOTES (STATS THROUGH END OF 2025 FINALS)

- Led the league for total points (937), total rebounds (407), defensive rebounds (316), free throws made (248) and second for 2-pointers made (307)
- Earned her league-record 13th Western Conference Player of the Month honor in August.
- Earned Western Conference Player of the Week a league-high six times in 2025, bringing her career total to a league second-best 28.

\*All stats and rankings through the end of the 2025 regular season.

## FAN FAVORITES

The Las Vegas Aces were on a WNBA record 45 game home sellout streak, which included three games at T-Mobile Arena, but had its overall sellout streak halted in a game played at T-Mobile against Minnesota on Sept. 4. However, the Aces still have a running streak, having sold out 49 consecutive games at Michelob ULTRA Arena, including 2025 playoff games.

The Aces previously made W ticketing history in March 2024 when they announced 15 sellouts along with the fact that season-ticket memberships were sold out ahead of the season, the earliest any team had ever done so. They made history again when all 2025 season-ticket memberships were sold out by August 2024. (see page 10 for more)

## THAT'S OFFENSIVE

The Aces have had one of the best offenses in the W since moving to Vegas. In 3 of the past 4 seasons they finished 1st in OER, including a league-record 113.0 OER in 2023. **While the 2025 team had one of the lowest ranking since moving to Las Vegas**, the Aces over the last 16 games of the season bumped ahead of the league record set by the 2023 title team.

| Year | OER   | Rank |
|------|-------|------|
| 2018 | 102.0 | 6th  |
| 2019 | 99.1  | 5th  |
| 2020 | 107.3 | 2nd  |
| 2021 | 107.1 | 1st  |
| 2022 | 109.6 | 1st  |
| 2023 | 113.0 | 1st  |
| 2024 | 106.1 | 2nd  |
| 2025 | 105.9 | 4th  |
| 16-0 | 114.7 | 1st  |

NOTE: The 16-0 record began Aug. 3 and data is from that date onward.

## QUARTER MARKS

**A'ja Wilson**, who tallied 25 or more points a **league-high 17 time in 2025**, has a total of 80 in her career, which **rank No. 3 among all-time WNBA leaders**.

| RK | Player          | 25-Point Games |
|----|-----------------|----------------|
| 1. | Diana Taurasi   | 140            |
| 2. | Tina Charles    | 82             |
| 3. | A'ja Wilson     | 80             |
| 4. | Breanna Stewart | 77             |
| 5. | Lauren Jackson  | 70             |

## MAGIC NO. 3

**A'ja Wilson** enters 2026 **ranked No. 3 among all-time league leaders for 20-point games**, and No. 2 among active leaders. Looking at the top 5 in the category, she has produced 20-point games at a faster clip than any of them.

| Player              | 20-PT Games | W Games | % of Games w 20+ |
|---------------------|-------------|---------|------------------|
| 1. Diana Taurasi    | 259         | 565     | 45.8%            |
| 2. Tina Charles     | 190         | 473     | 40.2%            |
| 3. A'ja Wilson      | 162         | 267     | 60.7%            |
| 4. Breanna Stewart  | 154         | 292     | 52.7%            |
| 5. Cappie Pondexter | 152         | 416     | 36.5%            |

## 30-POINT PRODUCTION COMPANY

Among **all-time league leaders for 30-point games produced** are a pair of Aces—**A'ja Wilson** is No. 2 and **Jewell Loyd** is No. 6.

| Player              | 30-PT Games | W Games |
|---------------------|-------------|---------|
| 1. Diana Taurasi    | 54          | 565     |
| 2. A'ja Wilson      | 37          | 267     |
| 2. Angel McCoughtry | 32          | 311     |
| 4. Breanna Stewart  | 30          | 292     |
| 5. Lauren Jackson   | 27          | 317     |

## QUINTUPLE A

**A'ja Wilson** established the franchise record for scoring average in a season as a rookie, reset the record in 2023 and did so again in 2024. She is the only player in franchise history to average 20+ points in a season on more than one occasion and posted her 5th such season in 2025.

| Player         | Year | PPG  |
|----------------|------|------|
| 1. A'ja Wilson | 2024 | 26.9 |
| 2. A'ja Wilson | 2025 | 23.4 |
| 3. A'ja Wilson | 2023 | 22.0 |
| 4. A'ja Wilson | 2018 | 20.7 |
| 5. A'ja Wilson | 2020 | 20.5 |
| 6. Kelsey Plum | 2022 | 20.2 |
| 7. A'ja Wilson | 2022 | 19.5 |

## DOUBLE THE FUN

**A'ja Wilson** tallied 120 double-doubles in her first 8 years in the league, which is **5th-most in WNBA history** and second among current players.

| Player            | Dub-Dubs | W Games |
|-------------------|----------|---------|
| 1. Tina Charles   | 201      | 473     |
| 2. Sylvia Fowles  | 193      | 408     |
| 3. Lisa Leslie    | 157      | 363     |
| 4. Candace Parker | 154      | 410     |
| 5. A'ja Wilson    | 120      | 267     |

## I'LL TAKE ANOTHER DOUBLE-DOUBLE FOR 30, ALEX

**A'ja Wilson** is one of **only five players who posted a 30/10 double-double in 2025**, and is the only one to post more than 1 of them.

| Player              | Team      | 2025 30+ Point Dub-Dubs |
|---------------------|-----------|-------------------------|
| 1. A'ja Wilson      | Las Vegas | 10                      |
| 2. Napheesa Collier | Minnesota | 1                       |
| Alyssa Thomas       | Phoenix   | 1                       |
| Nneka Ogwumike      | Seattle   | 1 (2OT)                 |
| Sabrina Ionescu     | New York  | 1                       |

With 26 (and counting) Wilson also has recorded the **most double-doubles with at least 30 points in league history**.

| Player            | All-Time 30+ Point Dub-Dubs |
|-------------------|-----------------------------|
| 1. A'ja Wilson    | 26                          |
| 2. Tina Charles   | 15                          |
| Breanna Stewart   | 15                          |
| 4. Lauren Jackson | 13                          |
| 5. Candace Parker | 11                          |
| 6. Jewell Loyd    | 25                          |

## ALL SHE DOES IS WIN

Having won the second-most games in league history before turning 25 and shattering the record for most wins before turning 26, **Jackie Young** last season **set a new standard for W victories before 27 with 145**.

Heading into 2025, **Maya Moore held the record for wins (164) before turning 28**. Young passed that on Aug. 13 and upped the ante to 176 at season's end. She will spend the first few months of 2026 upping her already impressive record.

| Player          | Wins Before 28th Birthday |
|-----------------|---------------------------|
| 1. Jackie Young | 176                       |
| 2. Maya Moore   | 164                       |
| 3. Mwadi Mabika | 158                       |



**MORE WINNING**

On Aug. 25 against Chicago, **Chelsea Gray** notched her 250th WNBA victory and **Jewell Loyd** reached her 200th. Gray became the **15th player with at least 250 career wins** and Loyd was the 49th to 200.

Sue Bird (333) has won the most games, Gray (255 wins) is now tied at No. 12 with **Tanisha Wright**. Loyd (205) sits alone at No. 45.

**EVEN MORE WINNING**

Becky Hammon boasts the highest winning percentage of any coach in WNBA history for those who have **coached at least 150 games**.

Highest Winning %, minimum 150 games coached

| Coach           | W   | L   | PCT  |
|-----------------|-----|-----|------|
| Becky Hammon    | 117 | 43  | .731 |
| Cheryl Reeve    | 364 | 190 | .657 |
| Van Chancellor  | 211 | 111 | .655 |
| Stephanie White | 116 | 76  | .604 |
| Sandy Brondello | 271 | 181 | .600 |

**RAREFIED AIR**

**Wilson ranks 2nd in WNBA history for 20/10 points/rebounds double-doubles.**

| Player           | 20P/10R<br>Dub-Dubs | W Seasons |
|------------------|---------------------|-----------|
| 1. Tina Charles  | 109                 | 14        |
| 2. A'ja Wilson   | 90                  | 8         |
| 3. Sylvia Fowles | 77                  | 15        |

Among her 20/10 games are 50 with at least 25 points and 10 rebounds, which is the **most in WNBA history**.

| Player           | 25Pt/10Reb<br>Dub-Dubs | W Seasons |
|------------------|------------------------|-----------|
| 1. A'ja Wilson   | 50                     | 8         |
| 2. Tina Charles  | 42                     | 14        |
| 3. Sylvia Fowles | 29                     | 15        |
| Breanna Stewart  | 29                     | 9         |

And 10 of those 25/10 double-double games came **without a single turnover, tops in WNBA history**.

| Player            | 25P/10R/Zero TOs<br>Dub-Dubs |
|-------------------|------------------------------|
| 1. A'ja Wilson    | 10                           |
| 2. Lauren Jackson | 6                            |
| Breanna Stewart   | 6                            |

Wilson also has the **most 25/15 double-doubles** in W history.

| Player              | 25Pt/10Reb |
|---------------------|------------|
| 1. A'ja Wilson      | 14         |
| 2. Tina Charles     | 12         |
| 3. Lisa Leslie      | 11         |
| 4. Yolanda Griffith | 9          |
| Sylvia Fowles       | 9          |

**ONE GOOD TURNOVER DESERVES ANOTHER**

The Aces took care of the basketball better than anybody in the WNBA in each of the past 4 seasons, **which rank as the top four lowest TO seasons in league history**. The Aces despite a slight increase, the Aces still finished in the top four this year.

Aces Turnovers Per Game

|           | 2020 | 2021 | 2022 | 2023 | 2024 | 2025 |
|-----------|------|------|------|------|------|------|
| Las Vegas | 12.5 | 11.8 | 11.7 | 11.8 | 11.7 | 13.0 |
| Rank      | 2nd  | 1st  | 1st  | 1st  | 1st  | 4th  |

The Aces also ranked first in four of the past five seasons for fewest points allowed off their own miscues and sagged a bit to start the season, but are back among the top five. **Further, since the All-Star break, the Aces are allowing the fewest points off turnovers with just 11.4 per game.**

Opponents Points Off Turnovers

|           | 2020 | 2021 | 2022 | 2023 | 2024 | 2025 |
|-----------|------|------|------|------|------|------|
| Las Vegas | 11.8 | 13.3 | 13.0 | 12.8 | 12.4 | 13.9 |
| Rank      | 1st  | 2nd  | 1st  | 1st  | 1st  | 3rd  |

**NEVER GONNA GIVE YOU UP**

Only 6 players in WNBA history **averaged more than 20 points and fewer than 2.0 turnovers over the course of a season**. A'ja Wilson has accomplished the feat 4 times (2018, 2020, 2023 and 2024), which ranks 2nd behind Breanna Stewart (5).

Elena Delle Donne and Lauren Jackson are 3rd with 3 such seasons apiece and Tina Charles (2016) and Kelsey Mitchell (2025) have one apiece. Wilson's 26.9 points a game in 2024 tops the chart and her **1.26 turnovers per game ranks No. 4**.

That list bumps to **16 players when upping the turnover average to 2.5 per game**, which was done by just three players in 2025 -- Napheesa Collier (22.9 ppg, 2.1 TOs), Kelsey Mitchell (20.2 ppg, 1.8 TOs) and Wilson (23.4 ppg, 2.2 TOs).

Further, there are **18 players in the history of the WNBA** who have amassed at least 5,000 points and 2,000 rebounds. Of those 18, **only 7 have turned it over fewer than 2.0 times per game**. Wilson ranks No. 3.

| Player             | Points | Rebounds | TOs/Game |
|--------------------|--------|----------|----------|
| 1. DeWanna Bonner  | 7807   | 3204     | 1.5439   |
| 2. Tangela Smith   | 5046   | 2335     | 1.6263   |
| 3. A'ja Wilson     | 5719   | 2494     | 1.6517   |
| 4. Lauren Jackson  | 6007   | 2447     | 1.7319   |
| 5. Candice Dupree  | 6895   | 3146     | 1.7632   |
| 6. Nneka Ogwumike  | 7305   | 3268     | 1.7936   |
| 7. Breanna Stewart | 5985   | 2474     | 1.8664   |

**CAROM CHALLENGE**

A'ja Wilson set a new single-season standard for the league's **defensive rebounds per game record in 2024**, becoming the first player in league history to average more than 9 in the process.

| Player           | Year | Team        | DRPG | DRebs | Gms |
|------------------|------|-------------|------|-------|-----|
| 1. A'ja Wilson   | 2024 | Las Vegas   | 9.79 | 372   | 38  |
| 2. C. Holdsclaw  | 2002 | Washington  | 8.90 | 178   | 20  |
| 3. Jonquel Jones | 2021 | Connecticut | 8.74 | 236   | 27  |

She finished **No. 2 in 2025** in defensive boards per game.

| Player           | DRPG |
|------------------|------|
| 1. Angel Reese   | 8.5  |
| 2. A'ja Wilson   | 7.9  |
| 3. Alyssa Thomas | 7.2  |



# LAS VEGAS ACES GAME NOTES (STATS THROUGH END OF 2025 FINALS)

## LOCK, STOCKS & TWO SMOKING BARRELS

In 2024, **A'ja Wilson** became the league's all-time **single-season 'stocks' leader**, which combines steals and blocks and took over the No. 2 spot in 2025.

| Player             | Year | Steals | Blocks | Stocks     |
|--------------------|------|--------|--------|------------|
| 1. A'ja Wilson     | 2024 | 68     | 98     | <b>166</b> |
| 2. A'ja Wilson     | 2025 | 64     | 92     | 156        |
| 3. Brittney Griner | 2014 | 22     | 129    | 151        |

Wilson and Lisa Leslie are the only players listing more than once among the top 10 seasons for total stocks -- they have three apiece.

| Player           | Top 10 Seasons for Stocks |
|------------------|---------------------------|
| 1. A'ja Wilson   | 2023, 2024, 2025          |
| Lisa Leslie      | 2004, 2005, 2008          |
| 3. Margo Dydek   | 2001                      |
| Yolanda Griffith | 2000                      |
| Tamika Catchings | 2002                      |
| Brittney Griner  | 2014                      |

Wilson has racked up **over 100 stocks more than anyone else since entering the league in 2018.**

### Stocks Since 2018

| Player             | Steals | Blocks | Stocks |
|--------------------|--------|--------|--------|
| 1. A'ja Wilson     | 335    | 533    | 868    |
| 2. Breanna Stewart | 330    | 308    | 638    |
| 3. Natasha Howard  | 354    | 273    | 627    |

Wilson **led the league in stocks averaged in 2025.**

### Stocks Averaged in 2025

| Player              | Steals | Blocks | Stocks |
|---------------------|--------|--------|--------|
| 1. A'ja Wilson      | 1.60   | 2.30   | 3.90   |
| 2. Allana Smith     | 1.31   | 1.90   | 3.21   |
| 3. Napheesa Collier | 1.64   | 1.52   | 3.15   |

Despite playing in fewer games, **Wilson led this season in total stocks.**

| Rk | Player       | GP | Steals | Blocks | Stocks |
|----|--------------|----|--------|--------|--------|
| 1. | A'ja Wilson  | 40 | 64     | 92     | 156    |
| 2. | Alanna Smith | 42 | 55     | 80     | 135    |
| 3. | Ezi Magbegor | 44 | 30     | 96     | 126    |

## SCORING MACHINES

Since entering the W in 2015, Jewell Loyd has **scored the most points** and produced **the second-most double-digit scoring games** than any other player in the league. A'ja Wilson lists among the top 10 in both categories, despite having played fewer seasons, and **Chelsea Gray** is in the top 10 for double-digit scoring games.

### Points Scored Since 2015

| Player             | Points | W Seasons Played Since 2015 |
|--------------------|--------|-----------------------------|
| 1. Jewell Loyd     | 6,027  | 11                          |
| 2. Breanna Stewart | 5,985  | 9                           |
| 3. Nneka Ogumike   | 5,827  | 11                          |
| 4. A'ja Wilson     | 5,719  | 8                           |
| 5. Tina Charles    | 5,563  | 9                           |

### 10+ Point Games Since 2015

| Player             | Points |
|--------------------|--------|
| 1. Nneka Ogumike   | 306    |
| 2. Jewell Loyd     | 296    |
| ~                  |        |
| 6. DeWanna Bonner  | 261    |
| 7. A'ja Wilson     | 257    |
| 8. Brittney Griner | 247    |
| 9. Chelsea Gray    | 236    |

Wilson owns the No. 1 spot for **20-point games since 2015** (and also is **No. 1 since entering the league** in 2018), while Loyd is No. 6.

### 20+ Point Games Since 2015

| Player              | Points |
|---------------------|--------|
| 1. A'ja Wilson      | 162    |
| 2. Breanna Stewart  | 154    |
| 3. Tina Charles     | 132    |
| 4. Arike Ogunbowale | 125    |

## LOOK AT ALL THE PEOPLE HERE TONIGHT

Since 2023, the Aces have been rewriting their home attendance record books, and in 2024 made WNBA history by becoming the first team in the league to sell out 100% of their home games in a season. **The Aces sold out their entire season ticket membership inventory for the 2025 season last August—the earliest any team had ever done so.**

- **The Aces sold out 45 straight home games**, dating from Game 2 of the 2023 WNBA Semifinals (Sept. 26, 2023) through Aug. 21, 2025, which includes games at Michelob ULTRA Arena and T-Mobile Arena. Including last year's playoff games, the Aces enter 2026 on a **49-game sellout streak at Michelob ULTRA Arena.**
- On July 2, 2024, there were **20,366 in attendance at T-Mobile Arena**, which was the fifth-most attended game in WNBA regular season history and the most since 1999.
- The franchise-high 20,366 fans at T-Mobile Arena against Indiana on July 2, 2024, eclipsed the previous regular season record of 17,406, set on Sept. 10, 2023, when the Aces played host to the Mercury.
- Prior to this season, the top 10 attendance marks for Las Vegas Aces games played at Michelob ULTRA Arena came in 2024. However, eight of the games at MUA in 2025 jumped into the MUA top 10 list and the top 6 attended games at MUA came this year.
- After seeing attendance averages hit no higher than 5,606 over their first four seasons in Las Vegas, the Aces upped their average to 9,551 fans per game in 2023, and surpassed that number in 2024 with an average of 11,283 over their 20 regular season home games. The Aces are averaging 11,358 in 2025.
- **The Aces sold out of their 2024 season-ticket memberships in early March** and had 7 full sellouts by the third week in April, breaking the Las Vegas record of 6 regular season sellouts set in 2023.
- The Aces upped that mark and **sold out of their 2025 season-ticket memberships in August 2024**, the earliest for any W team ever.
- The attendance mark of **10,509** against Washington on May 23, 2025, is the largest crowd ever for an Aces game at Michelob ULTRA Arena.
- The Las Vegas Aces have welcomed **10,000 or more fans at 64 home games** since arriving in the Valley in 2018—3 of which came in 2022, 9 were in 2023, 23 in 2024 and 29 (and counting) in 2025.
- On Sept. 13, 2023, **the Aces rewrote their playoff attendance record** since arriving in Las Vegas with 12,927 fans at T-Mobile Arena for their first game of the First Round against the Sky. The franchise high for a playoff game is 16,012, set Oct. 3, 2008, when the San Antonio Stars hosted the Detroit Shock in the Finals.
- On Oct 8, 2023, against New York, the Aces welcomed the **most fans ever to attend a playoff game in Michelob ULTRA Arena (10,300)**. That mark has since been eclipsed.
- The Aces ranked **1st in the W in attendance in 2023** with the help of 6 sold out games and **3rd in 2024** after 20 sellouts. The Aces also sold out 2 playoff games in 2024.

### Top 10 Attended Games Since Moving to Las Vegas

| Date               | Opponent   | Attendance |
|--------------------|------------|------------|
| 1. July 2, 2024    | Indiana#   | 20,366     |
| 2. June 22, 2025   | Indiana#   | 18,547     |
| 3. Sept. 3, 2024   | Chicago#   | 18,394     |
| 4. Sept. 10, 2023  | Phoenix#   | 17,406     |
| 5. Sept. 7, 2025   | Chicago#   | 17,306     |
| 6. Sept. 9, 2025   | Chicago#   | 15,640     |
| 7. Sept. 4, 2025   | Minnesota# | 14,656     |
| 8. Sept. 13, 2023  | Chicago##  | 12,927     |
| 9. Sept. 23, 2025  | Indiana*   | 10,516     |
| 10. Sept. 30, 2025 | Indiana*   | 10,529     |

\* Playoff Game  
# Played in T-Mobile Arena

# LAS VEGAS ACES GAME NOTES (STATS THROUGH END OF 2025 FINALS)



- 5. Nneka Ogumike 123
- 6. Jewell Loyd 122

## GOOD GAWD!

Point Gawd **Chelsea Gray**, who is known for her magician-like no-look passes, ranks **6th on the WNBA's career assist chart** with 1,870 assists (Lindsay Whalen is No. 5 with 2,348).

Gray also became the 9th player in WNBA history with at least 4,000 points and 1,500 assists, and **was the 4th-fastest to accomplish the feat**, doing so in 332 games (Skylar Diggins, 291; Sue Bird, 317; Lindsay Whalen, 328) before Alyssa Thomas did so in 327 games a week later.

## SILENT BUT DEADLY ASSASSIN

**Jackie Young** may be quiet off the court, but she is a deadly assassin on it. She connected on a league second-best 44.9% of her 3-pointers in 2023, and ranks **No. 3 in league history for highest 3-point percentage in a season when attempting at least 150 from distance**.

### WNBA All-Time Single-Season 3-Point % (Minimum 150 Attempts)

| Player             | Year | Team       | 3PM | 3PA | 3P%   |
|--------------------|------|------------|-----|-----|-------|
| 1. Stefanie Dolson | 2024 | Washington | 72  | 155 | 46.45 |
| 2. Maya Moore      | 2013 | Minnesota  | 72  | 159 | 45.28 |
| 3. Jackie Young    | 2023 | Las Vegas  | 89  | 198 | 44.95 |

## BLOCK PARTY

Wilson, who ranks **9th on the league's all-time career blocked shots list** and **2nd among active players**, has blocked more shots than anyone else **since entering the league in 2018**.

### All-time WNBA Career Blocked Shots Leaders

| Player                | Blocks |
|-----------------------|--------|
| 1. Margo Dydek        | 877    |
| 2. Brittney Griner    | 859    |
| 3. Lisa Leslie        | 822    |
| ~                     |        |
| 8. Tammy Sutton-Brown | 555    |
| 9. A'ja Wilson        | 533    |

### Player Blocks Since 2018

|                    |     |
|--------------------|-----|
| 1. A'ja Wilson     | 533 |
| 2. Brittney Griner | 372 |
| 3. Ezi Magbegor    | 354 |

Not surprisingly, Wilson also has the **most stocks since 2018**.

### Player Stocks Since 2018

|                    |     |
|--------------------|-----|
| 1. A'ja Wilson     | 868 |
| 2. Breanna Stewart | 638 |
| 3. Natasha Howard  | 627 |

## HAVE A LITTLE CHARITY

Since the start of the 2018 season, **A'ja Wilson has attempted more than 300 more free throws than her nearest competitor**, and is trailed in the No. 3 spot by teammate **Jewell Loyd**.

### Player FTAs Since 2018

|                    |       |
|--------------------|-------|
| 1. A'ja Wilson     | 1,775 |
| 2. Breanna Stewart | 1,310 |
| 3. Jewell Loyd     | 1,109 |

Wilson is **No. 8 for free throws made on the all-time list**, Loyd is No. 17.

### Player Career FTAs

|                   |       |
|-------------------|-------|
| 1. Diana Taurasi  | 2,517 |
| ~                 |       |
| 7. Tina Charles   | 1,471 |
| 8. A'ja Wilson    | 1,452 |
| ~                 |       |
| 16. Sylvia Fowles | 1,352 |
| 17. Jewell Loyd   | 1,344 |

## MOVIN' ON UP

**Chelsea Gray**, Jewell Loyd and A'ja Wilson are moving up the league's all-time career lists in some key categories, with Wilson having broken into the top 25 all-time scorers and Gray having bypassed Aces head coach Becky Hammon on the all-time assists list.

| Rk  | Player           | Points |
|-----|------------------|--------|
| 1.  | Diana Taurasi    | 10,646 |
| ~   |                  |        |
| 13. | Lisa Leslie      | 6,263  |
| 14. | Jewell Loyd      | 6,027  |
| ~   |                  |        |
| 20. | Angel McCoughtry | 5,797  |
| 21. | A'ja Wilson      | 5,719  |

| Rk  | Player              | Scoring Average |
|-----|---------------------|-----------------|
| 1.  | A'ja Wilson         | 21.420          |
| 2.  | Cynthia Cooper-Dyke | 20.976          |
| ~   |                     |                 |
| 20. | Cappie Pondexter    | 16.373          |
| 21. | Jewell Loyd         | 16.245          |

| Rk | Player         | Assists |
|----|----------------|---------|
| 1. | Sue Bird       | 3,234   |
| ~  |                |         |
| 5. | Lindsay Whalen | 2,348   |
| 6. | Chelsea Gray   | 1,870   |

| Rk  | Player       | Rebounds |
|-----|--------------|----------|
| 1.  | Tina Charles | 4,262    |
| ~   |              |          |
| 17. | Swin Cash    | 2,521    |
| 18. | A'ja Wilson  | 2,495    |

## YAWN, JUST ANOTHER 20/10

Wilson started 2024 by recording 5 straight 20-point, 10-rebound games, which broke the WNBA record of 4 consecutive 20/10 games, previously held by Sylvia Fowles (twice), Tina Charles and Glory Johnson.

She then wiped out her own record in upping the **W record to 8**.

| 8 Straight 20/10 Games                   | Averages           |
|--|--------------------|
| A'ja Wilson July 5 - Aug. 18, 2024       | 29.3 ppg, 14.4 rpg |
| 5 Straight 20/10 Games                   | Averages           |
| A'ja Wilson May 14-29, 2024              | 26.2 ppg, 13.2 rpg |
| 4 Straight 20/10 Games                   | Averages           |
| Tina Charles June 19-26, 2021            | 29.0 ppg, 12.8 rpg |
| Glory Johnson Aug. 6-19, 2017            | 22.8 ppg, 13.3 rpg |
| Sylvia Fowles Sept. 11, 2011-May 30-2012 | 24.3 ppg, 11.8 rpg |
| Sylvia Fowles Aug. 12-23, 2011           | 25.3 ppg, 13.3 rpg |

## R-E, R-E-B, R-E-B-O-U-N-D, RE-BOUND

From 2019 through 2023, the Aces recorded **4 of the 5 highest defensive rebounds per game averages** in WNBA history. The 2024 Aces moved into the top 10, with the 6th-best average in league history.

| Year    | Team      | DRPG   |
|---------|-----------|--------|
| 1. 2021 | Las Vegas | 31.281 |
| 2. 2019 | Las Vegas | 29.618 |
| 3. 2020 | Las Vegas | 29.273 |
| 4. 2023 | New York  | 29.200 |
| 5. 2023 | Las Vegas | 28.675 |
| 6. 2024 | Las Vegas | 28.525 |

## WNBA 1'K

Before becoming the first player in league history to score 1,000 points in a single season in 2024, **A'ja Wilson became the first player in league history to score 1,000 points in a single year** when combining regular season and postseason points. Wilson now owns the top three single-year scoring outputs in league history.

Reg. & Playoff



## HEAD COACH BECKY HAMMON



Las Vegas Aces President Nikki Fargas announced on December 31, 2021, that the team hired San Antonio Spurs assistant and 6-time WNBA All-Star Becky Hammon as the team's head coach.

Hammon rewarded the Aces less than nine months later with the franchise's first WNBA Championship.

She repeated that feat in her second season, helping the Aces become the first team to claim back-to-back WNBA titles in more than 20 years.

While the Aces 3-peat bid fell short in Hammon's third season, the injury-hampered team still advanced to the

WNBA Semifinals and finished fourth in league play.

Season No. 4 for Hammon was one for the history books.

During the 2024-25 offseason, free agency and the expansion draft saw the departure of several key players from the Aces first two championship runs. However, Las Vegas signed several players, key among them was two-time WNBA Champion, two-time Olympic gold medalist and six-time All-Star Jewell Loyd. With the different faces came struggles to gain trust and build chemistry, and the Aces roster saw more changes over the first half of the season. The final addition came on June 30 when the Aces were 8-8.

Over the next 11 games, the Aces went 6-5 before falling to 14-14 with a 53-point loss at home against Minnesota on Aug. 2. Nearly everyone outside the organization wrote off the Aces. Everyone in the inner circle knew the pieces were there, and the team rebounded with a 101-77 win the following day against Golden State. The Aces continued stringing together victories, knocking off defending champion New York and eventual Nos. 3 and 4 Atlanta and Phoenix, and brought a 12-game winning streak into a rematch against Minnesota. The Aces passed the test, 97-87, and won their next three for a season-ending 16-game winning streak to finish an improbable second in the standings. From there, the Aces were pushed to the limit in the first two rounds of the playoffs but never folded before earning a four-game sweep of Phoenix in the Finals for their third title in four years.

In her four years with the Aces, Las Vegas tallied a 77-29 (.726) mark in the regular season, 19-6 (.760) in playoff games and also captured the 2022 Commissioner's Cup crown.

The seeds for Hammon's hiring were originally sewn when the Aces retired her jersey on September 13, 2021. That ceremony served as the culmination of the franchise's 25th anniversary alumni initiative, which saw the Aces embrace their Utah and San Antonio roots, and celebrate the players who helped build the franchise and the league from the ground up. Las Vegas owner Mark Davis spent time with Hammon and her family that week, and walked away understandably impressed.

Hammon played 16 seasons in the WNBA, including her final eight in San Antonio, where she led the franchise to its first finals appearance in 2008.

On August 5, 2014, Spurs head coach Gregg Popovich hired Hammon as a full-time assistant making her the first woman in NBA history to hold that position.

Since that time, Hammon continued to accumulate coaching 'firsts' in the NBA. On July 3, 2015, she became the first woman to serve as head coach in the NBA's Summer League where she led the Spurs to the league title.

Less than a year later, Hammon became the first woman to be part of an All-Star coaching staff, and on December 30, 2020, following Popovich's ejection in San Antonio's game against Los Angeles, Hammon took over on the bench, becoming the first woman acting head coach in the history of the NBA.

A member of the league's 15th, 20th and 25th anniversary teams, Hammon went undrafted in 1999 following her All-American career at Colorado State. She signed with New York as a free agent that same year, helping the team to WNBA Finals appearances in three of her first four years in the Big Apple.

The Rapid City, South Dakota native earned her first All-Star nod in 2003, and represented New York on the Eastern Conference squad in 2005 and 2006 as well.

Following the 2006 season, New York traded Hammon to San Antonio. In her first year in silver and black, she posted what were then career highs in scoring (18.8 ppg), and assists (5.0) while earning another trip to the WNBA All-Star Game. As a team, the Silver Stars made their first appearance in the postseason since 2002, falling to Phoenix in the Western Conference Finals.

In 2008, Hammon led San Antonio to its first trip to the WNBA Finals where they fell to Detroit. The Silver Stars made the playoffs in each of her seven full seasons with the team, and Hammon once again was named to the All-Star team in 2009 and 2011.

She retired as the franchise leader in assists per game (5.1) and scoring average (15.6), and the WNBA leader in career free throw percentage (89.7).

Hammon, who was inducted into the Naismith Memorial Hall of Fame on Aug. 12, 2023, was inducted into the Women's Basketball Hall of Fame in 2022, the Colorado Sports Hall of Fame in 2015 and the San Antonio Sports Hall of Fame in 2018.



# HEAD COACH BECKY HAMMON



|  |                                 |   |                           |
|--|---------------------------------|---|---------------------------|
| <b>Colorado State (1995-99)</b>          |                                 | <b>WNBA (1999-2014)</b>                   |                           |
| All-American                             | 1997, 1998, 1999                | New York Liberty                          | 1999-2006                 |
| NCAA Sweet Sixteen                       | 1999                            | San Antonio Stars                         | 2007-14                   |
| NCAA Second Round                        | 1996, 1998                      |   |                           |
| WAC Mountain Division Player of the Year | 1997-98, 1998-99                | All-Star                                  | 2003, 2005-07, 2009, 2011 |
| WAC Pacific Division Player of the Year  | 1996-97                         | All-WNBA First Team                       | 2007, 2009                |
| WAC Tournament MVP                       | 1996                            | All-WNBA Second Team                      | 2005, 2008                |
| WAC Freshman of the Year                 | 1995-96                         | WNBA Assists Leader                       | 2007                      |
| WAC All-Time Leading Scorer              | 2,740 points, 1995-99           | WNBA 15th Anniversary Team                | 2011                      |
| WAC Single-Season Scoring Leader         | 824 points, 1998-99             | WNBA 20th Anniversary Team                | 2016                      |
| WAC Single-Season Made 3-Pointers Leader | 114, 1998-99                    | WNBA 25th Anniversary Team                | 2021                      |
| No. 25 Retired by Colorado State         | January 22, 2005                | WNBA Finals                               | 1999, 2000, 2002, 2008    |
| <b>Coaching Career (2014-present)</b>    |                                 | No. 25 Retired by San Antonio             | June 25, 2016             |
| San Antonio Spurs Assistant (NBA)        | 2014-22                         | No. 25 Retired by Las Vegas               | September 13, 2021        |
| Las Vegas Aces (WNBA)                    | 2022-present                    |   |                           |
| <b>Halls of Fame</b>                     |                                 |   |                           |
| WNBA Champion                            | 2022, 2023, 2025                | Naismith Memorial Basketball Hall of Fame | 2023                      |
| Coach of the Year                        | 2022                            | San Antonio Sports Hall of Fame           | 2018                      |
| Coach of the Month                       | Sept. 2024, June 2023, May 2022 | Colorado Sports Hall of Fame              | 2015                      |
| Commissioner's Cup Champion              | 2022                            |   |                           |

## WNBA HEAD COACH RECORD

| TEAM           | YEAR             | REG SEASON    |             | WNBA FINISH | PLAYOFFS    |             | NOTES  |
|----------------|------------------|---------------|-------------|-------------|-------------|-------------|--|
|                |                  | W-L           | PCT         |             | W-L         | PCT         |  |
| Las Vegas Aces | 2022             | 26-10         | .722        | 1st         | 8-2         | .800        | WNBA Champion, Commissioner's Cup Champion, regular season No. 1 |
| Las Vegas Aces | 2023             | 34-6          | .850        | 1st         | 8-1         | .875        | WNBA Champion, regular season No. 1                              |
| Las Vegas Aces | 2024             | 27-13         | .675        | 4th         | 3-3         | .500        | WNBA Semifinals  |
| Las Vegas Aces | 2025             | 30-14         | .682        | 2nd         | 9-3         | .750        | WNBA Champion, regular season No. 2                              |
| Las Vegas Aces | 2026             | -             | ---         |             |             |             |  |
| <b>Totals</b>  | <b>4 Seasons</b> | <b>117-43</b> | <b>.733</b> | <b>---</b>  | <b>28-9</b> | <b>.757</b> | <b>3 WNBA championships, 1 Commissioner's Cup championship</b>   |

## NBA ASSISTANT COACH RECORD

| TEAM          | YEAR           | REG SEASON     |             | NBA PLAYOFFS |              |             | NOTES                          |
|---------------|----------------|----------------|-------------|--------------|--------------|-------------|--------------------------------|
|               |                | W-L            | PCT         | CONF         | W-L          | PCT         |                                |
| San Antonio   | 2014-15        | 55-27          | .671        | 6th          | 3-4          | .429        | Western Conference First Round |
| San Antonio   | 2015-16        | 67-15          | .817        | 2nd          | 6-4          | .600        | Western Conference Semifinals  |
| San Antonio   | 2016-17        | 61-21          | .744        | 2nd          | 8-8          | .500        | Western Conference Finals      |
| San Antonio   | 2017-18        | 47-35          | .573        | 7th          | 1-4          | .250        | Western Conference First Round |
| San Antonio   | 2018-19        | 48-34          | .585        | 7th          | 3-4          | .429        | Western Conference First Round |
| San Antonio   | 2019-20        | 32-39          | .451        | 11th         | -            | -           | -                              |
| San Antonio   | 2020-21        | 33-39          | .458        | 10th         | -            | -           | -                              |
| San Antonio   | 2021-22        | 34-48          | .415        | 10th         | -            | -           | -                              |
| <b>Totals</b> | <b>8 Years</b> | <b>377-258</b> | <b>.594</b> |              | <b>21-24</b> | <b>.467</b> |                                |

## WNBA STATISTICS

| YEAR          | TM  | G          | GS         | MP           | FG          | FGA         | FG%         | 3P         | 3PA         | 3P%         | 2P          | 2PA         | 2P%         | eFG%        | FT          | FTA         | FT%         | OR         | DR         | REB         | RPG        | A           | S          | B             | TO         | PF          | PTS         | PPG  |
|---------------|-----|------------|------------|--------------|-------------|-------------|-------------|------------|-------------|-------------|-------------|-------------|-------------|-------------|-------------|-------------|-------------|------------|------------|-------------|------------|-------------|------------|---------------|------------|-------------|-------------|------|
| 1999          | NYL | 30         | 0          | 202          | 27          | 64          | .422        | 11         | 38          | .289        | 16          | 26          | .615        | .508        | 15          | 17          | .882        | 2          | 17         | 19          | 0.6        | 17          | 6          | 0             | 24         | 27          | 80          | 2.7  |
| 2000          | NYL | 32         | 16         | 835          | 119         | 252         | .472        | 52         | 141         | .369        | 67          | 111         | .604        | .575        | 61          | 69          | .884        | 19         | 45         | 64          | 2.0        | 58          | 29         | 1             | 62         | 55          | 351         | 11.0 |
| 2001          | NYL | 32         | 0          | 619          | 90          | 197         | .457        | 42         | 111         | .378        | 48          | 86          | .558        | .563        | 40          | 51          | .784        | 10         | 42         | 52          | 1.6        | 51          | 27         | 1             | 48         | 46          | 262         | 8.2  |
| 2002          | NYL | 32         | 1          | 659          | 87          | 197         | .442        | 44         | 114         | .386        | 43          | 83          | .518        | .553        | 38          | 56          | .679        | 18         | 50         | 68          | 2.1        | 54          | 25         | 0             | 55         | 49          | 256         | 8.0  |
| 2003          | NYL | 11         | 2          | 257          | 50          | 87          | .575        | 23         | 49          | .469        | 27          | 38          | .711        | .707        | 39          | 41          | .951        | 1          | 20         | 21          | 1.9        | 18          | 10         | 1             | 27         | 13          | 162         | 14.7 |
| 2004          | NYL | 34         | 34         | 1130         | 153         | 354         | .432        | 57         | 170         | .335        | 96          | 184         | .522        | .513        | 97          | 116         | .836        | 17         | 101        | 118         | 3.5        | 150         | 58         | 2             | 118        | 73          | 460         | 13.5 |
| 2005          | NYL | 34         | 34         | 1165         | 145         | 336         | .432        | 65         | 178         | .365        | 80          | 158         | .506        | .528        | 118         | 131         | .901        | 20         | 94         | 114         | 3.4        | 146         | 60         | 2             | 107        | 77          | 473         | 13.9 |
| 2006          | NYL | 22         | 20         | 674          | 107         | 252         | .425        | 37         | 108         | .343        | 70          | 144         | .486        | .498        | 72          | 75          | .960        | 6          | 60         | 66          | 3.0        | 81          | 29         | 3             | 65         | 46          | 323         | 14.7 |
| 2007          | SAS | 28         | 27         | 934          | 179         | 402         | .445        | 74         | 183         | .404        | 105         | 219         | .479        | .537        | 95          | 102         | .931        | 8          | 69         | 77          | 2.8        | 140         | 23         | 5             | 114        | 51          | 527         | 18.8 |
| 2008          | SAS | 33         | 33         | 1101         | 171         | 438         | .390        | 77         | 220         | .350        | 94          | 218         | .431        | .478        | 163         | 174         | .937        | 13         | 78         | 91          | 2.8        | 161         | 43         | 7             | 104        | 60          | 582         | 17.6 |
| 2009          | SAS | 31         | 31         | 1049         | 200         | 447         | .447        | 76         | 206         | .369        | 124         | 241         | .515        | .532        | 128         | 142         | .901        | 25         | 78         | 103         | 3.3        | 156         | 49         | 12            | 111        | 54          | 604         | 19.5 |
| 2010          | SAS | 32         | 32         | 1075         | 159         | 360         | .442        | 69         | 177         | .390        | 90          | 183         | .492        | .538        | 97          | 101         | .960        | 16         | 77         | 93          | 2.9        | 172         | 36         | 8             | 108        | 61          | 484         | 15.1 |
| 2011          | SAS | 33         | 33         | 1050         | 176         | 400         | .440        | 75         | 193         | .389        | 101         | 207         | .488        | .534        | 99          | 111         | .892        | 5          | 91         | 96          | 2.9        | 192         | 49         | 7             | 119        | 51          | 526         | 15.9 |
| 2012          | SAS | 33         | 33         | 998          | 160         | 363         | .441        | 80         | 184         | .435        | 80          | 179         | .447        | .551        | 85          | 97          | .876        | 9          | 74         | 83          | 2.5        | 176         | 31         | 6             | 106        | 37          | 485         | 14.7 |
| 2013          | SAS | 1          | 1          | 12           | 1           | 3           | .333        | 0          | 1           | .000        | 1           | 2           | .500        | .333        | 0           | 0           | ----        | 0          | 1          | 1           | 1.0        | 1           | 0          | 0             | 3          | 0           | 2           | 2.0  |
| 2014          | SAS | 32         | 32         | 784          | 91          | 218         | .417        | 47         | 118         | .398        | 44          | 100         | .440        | .525        | 35          | 35          | 1.000       | 3          | 42         | 45          | 1.4        | 135         | 13         | 4             | 53         | 37          | 264         | 8.3  |
| <b>Career</b> |     | <b>450</b> | <b>329</b> | <b>12544</b> | <b>1915</b> | <b>4370</b> | <b>.438</b> | <b>829</b> | <b>2191</b> | <b>.378</b> | <b>1086</b> | <b>2179</b> | <b>.498</b> | <b>.533</b> | <b>1182</b> | <b>1318</b> | <b>.897</b> | <b>172</b> | <b>939</b> | <b>1111</b> | <b>2.5</b> | <b>1708</b> | <b>488</b> | <b>591224</b> | <b>737</b> | <b>5841</b> | <b>13.0</b> |      |

# JANIAH BARKER • No. 2

Forward • 6-4 • Tennessee '26 • Rookie



## WNBA CAREER HIGHLIGHTS

- Selected at No. 29 in the first round of the 2026 WNBA Draft by Las Vegas.

## 2026 (LAS VEGAS)

•

## COLLEGIATE CAREER HIGHLIGHTS

- Wrapped her collegiate career at Tennessee after spending her first two years (2022-24) at Texas A&M and one year (2024-25) at UCLA.
- 2025 Big Ten Sixth Player of the Year.
- As a freshman, started 7 of 19 games and averaged 12.7 ppg, 5.9 rpg and 1.0 bpg, while shooting 45.6% from the field en route to earning 2023 SEC All-Freshman Team honors.
- Averaged 12.2 ppg and 7.6 rpg, while starting 27 of 30 games played as a sophomore.
- At UCLA, started 3 of 36 games and posted 7.4 ppg and 6.0 rpg in helping the Bruins reach the 2025 Final Four
- At Tennessee, averaged 14.3 ppg and 6.6 rpg as a senior.
- In all, Barker started 58 of 112 games played and averaged 11.2 ppg and 6.5 rpg, while shooting 46.8% from the field during her four-year collegiate career.

## USA BASKETBALL

- Won gold medals at the 2019 FIBA U16 AmeriCup and 2021 FIBA 3x3 U18 World Cup, and a silver medal at the 2023 FIBA AmeriCup.

## PERSONAL:

- Hails from Marietta, Georgia.
- Born on Nov. 8, 2023.

## RECORD WITH/OUT

| Year | Games Missed | Record With | Record Without |
|------|--------------|-------------|----------------|
| 2026 | 0            | 0-0         | 0-0            |

## WNBA RANKINGS

|      | PPG | RPG | APG | SPG | BPG | MPG | FG% | 3G% | FT% |
|------|-----|-----|-----|-----|-----|-----|-----|-----|-----|
| 2026 | --- | --- | --- | --- | --- | --- | --- | --- | --- |

## 2026 REGULAR SEASON / CAREER HIGHS

## SEASON HIGHS

|      | PTS | REBS | ASTS | STLS | BLKS | MIN | FGM | FGA | 3PM | 3PA | FTM | FTA |
|------|-----|------|------|------|------|-----|-----|-----|-----|-----|-----|-----|
| 2026 | -   | -    | -    | -    | -    | -   | -   | -   | -   | -   | -   | -   |

PTS  
REBS  
ASTS  
STLS  
BLKS  
MINS

## MILESTONES REACHED

| Mark        | Opponent | Date | Game # |
|-------------|----------|------|--------|
| 1st Point   |          |      |        |
| 1st Rebound |          |      |        |

## PENDING MILESTONES

| Mark | Category | Current | Needs |
|------|----------|---------|-------|
| n/a  |          |         |       |

## 10+ REBOUNDS & ASSISTS GAMES

|      | REB  | ASTS | DOUBLE-DOUBLES |
|------|------|------|----------------|
| YEAR | 10 + | 10 + | PT/REB         |
| 2026 | 0    | 0    | 0              |

## 10+ POINT GAMES

|      | SCORING |      |
|------|---------|------|
| YEAR | 10 +    | 20 + |
| 2026 | 0       | 0    |

## CAREER REGULAR SEASON STATISTICS

| YEAR | TM  | G | GS | MP | FGM | FGA | FG% | 3PM | 3PA | 3P% | 2PM | 2PA | 2P% | eFG% | FT | FTA | FT% | OR | DR | REB | RPG | A | S | B | TO | PF | PTS | PPG |
|------|-----|---|----|----|-----|-----|-----|-----|-----|-----|-----|-----|-----|------|----|-----|-----|----|----|-----|-----|---|---|---|----|----|-----|-----|
| 2026 | LVA |   |    |    |     |     |     |     |     |     |     |     |     |      |    |     |     |    |    |     |     |   |   |   |    |    |     |     |

# KIERSTAN BELL • No. 1

Forward • 6-1 • Florida Gulf Coast '22 • 5th Year



## WNBA CAREER HIGHLIGHTS

- 2022, 2023 & 2025 WNBA Champion.

## 2026 (LAS VEGAS)

- 

## 2025 (LAS VEGAS)

- Missed the final two games of the season due to injury (lower right leg).
- Moved into the starting rotation on July 27 at Dallas and scored a career-high 19 points.

## 2024 (LAS VEGAS)

- Was injured early on and played in just 6 games during the regular season and saw action in one game in the postseason.

## 2022 (LAS VEGAS)

- Scored a career playoff-high 11 vs. Phoenix on Aug. 20.

## COLLEGIATE HIGHLIGHTS

- Named ASUN Player of the Year as a sophomore.
- First player in program history to record a 20/20 game (24 points, 20 rebounds) in FGCU debut vs Davidson on Nov. 30, 2020.
- 2021, 2022 All-American honorable mention.
- 2-time Becky Hammon Mid-Major Player of the Year.
- Transferred to Florida Gulf Coast after playing as a freshman for Ohio State, where she listed as an All-Big Ten honorable mention and named to the Big Ten All-Freshmen Team.

## PERSONAL

- Hails from Alliance, Ohio.
- Born on March 16, 2000.

## KIERSTAN BELL'S ONLINE BIO

- [Online bio](#) includes items such as expanded WNBA statistics, more notes, college and international statistics, and more!

## RECORD WITH/OUT

| Year          | Games Missed | Record With  | Record Without |
|---------------|--------------|--------------|----------------|
| 2022          | 15           | 18-3         | 8-7            |
| 2023          | 4            | 31-5         | 3-1            |
| 2024          | 34           | 6-0          | 21-13          |
| 2025          | 9            | 22-13        | 8-1            |
| <b>Totals</b> | <b>62</b>    | <b>77-21</b> | <b>40-22</b>   |

## WNBA RANKINGS

|      | PPG | RPG | APG | SPG | BPG | MPG | FG% | 3G% | FT% | PTS | REBS | ASTS | STLS | BLKS | MINS |
|------|-----|-----|-----|-----|-----|-----|-----|-----|-----|-----|------|------|------|------|------|
| 2022 | --- | --- | --- | --- | --- | --- | --- | --- | --- | --- | ---  | ---  | ---  | ---  | ---  |
| 2023 | --- | --- | --- | --- | --- | --- | --- | --- | --- | --- | ---  | ---  | ---  | ---  | ---  |
| 2024 | --- | --- | --- | --- | --- | --- | --- | --- | --- | --- | ---  | ---  | ---  | ---  | ---  |
| 2025 | --- | --- | --- | --- | --- | --- | --- | --- | --- | --- | ---  | ---  | ---  | ---  | ---  |
| 2026 | --- | --- | --- | --- | --- | --- | --- | --- | --- | --- | ---  | ---  | ---  | ---  | ---  |

## 2026 REGULAR SEASON HIGHS

| PTS | REBS | ASTS | STLS | BLKS | MINS  |
|-----|------|------|------|------|-------|
| 19  | 6    | 5    | 2    | 2    | 27:38 |

## SEASON HIGHS

|      | PTS | REBS | ASTS | STLS | BLKS | MIN   | FGM | FGA | 3PM | 3PA | FTM | FTA |
|------|-----|------|------|------|------|-------|-----|-----|-----|-----|-----|-----|
| 2022 | 12  | 5    | 2    | 1    | 1    | 15:48 | 4   | 6   | 2   | 4   | 2   | 2   |
| 2023 | 15  | 5    | 2    | 2    | 2    | 19:24 | 5   | 9   | 3   | 6   | 2   | 2   |
| 2024 | 12  | 4    | 5    | 0    | 0    | 24:12 | 4   | 11  | 3   | 6   | 1   | 2   |
| 2025 | 19  | 6    | 3    | 2    | 1    | 27:38 | 6   | 11  | 6   | 7   | 4   | 4   |
| 2026 | -   | -    | -    | -    | -    | -     | -   | -   | -   | -   | -   | -   |

## CAREER REGULAR SEASON HIGHS

|      |       |                        |                |
|------|-------|------------------------|----------------|
| PTS  | 19    | @ Dallas               | July 27, 2025  |
| REBS | 6     | Dallas                 | Aug. 17, 2025  |
| ASTS | 5     | Dallas                 | Sept. 19, 2024 |
| STLS | 2     | 3x, last @ Los Angeles | July 29, 2025  |
| BLKS | 2     | Los Angeles            | May 27, 2023   |
| MINS | 27:38 | Dallas                 | Aug. 17, 2025  |

## MILESTONES REACHED

| Mark          | Opponent      | Date      | Game # |
|---------------|---------------|-----------|--------|
| 1st Point     | Phoenix       | 5/21/2022 | 5      |
| 100th Point   | Dallas        | 7/30/2023 | 43     |
| 100th Rebound | @ Connecticut | 7/6/2025  | 76     |

## UPCOMING MILESTONES

| Mark | Category | Current | Needs |
|------|----------|---------|-------|
| 100  | Games    | 98      | 2     |
| 400  | Points   | 322     | 78    |

## 10+ REBOUNDS & ASSISTS GAMES

| YEAR          | REB      |          | ASTS     |          | DUB-DUBS |          |
|---------------|----------|----------|----------|----------|----------|----------|
|               | 10+      | 10+      | 10+      | 10+      | PT/REB   | PT/REB   |
| 2022          | 0        | 0        | 0        | 0        | 0        | 0        |
| 2023          | 0        | 0        | 0        | 0        | 0        | 0        |
| 2024          | 0        | 0        | 0        | 0        | 0        | 0        |
| 2025          | 0        | 0        | 0        | 0        | 0        | 0        |
| 2026          | 0        | 0        | 0        | 0        | 0        | 0        |
| <b>Totals</b> | <b>0</b> | <b>0</b> | <b>0</b> | <b>0</b> | <b>0</b> | <b>0</b> |

## 10+ POINT GAMES

| YEAR          | SCORING  |          |
|---------------|----------|----------|
|               | 10+      | 20+      |
| 2022          | 1        | 0        |
| 2023          | 3        | 0        |
| 2024          | 1        | 0        |
| 2025          | 2        | 1        |
| 2026          | 0        | 0        |
| <b>Totals</b> | <b>6</b> | <b>1</b> |

## CAREER REGULAR SEASON STATISTICS

| YEAR          | TM  | G         | GS        | MP          | FGM        | FGA        | FG%         | 3PM       | 3PA        | 3P%         | 2PM       | 2PA        | 2P%         | eFG%        | FT        | FTA       | FT%         | OR        | DR         | REB        | RPG        | A         | S         | B         | TO        | PF        | PTS        | PPG        |
|---------------|-----|-----------|-----------|-------------|------------|------------|-------------|-----------|------------|-------------|-----------|------------|-------------|-------------|-----------|-----------|-------------|-----------|------------|------------|------------|-----------|-----------|-----------|-----------|-----------|------------|------------|
| 2022          | LVA | 21        | 1         | 121         | 10         | 33         | .303        | 3         | 22         | .136        | 7         | 11         | .636        | .348        | 4         | 4         | 1.000       | 4         | 15         | 19         | 0.9        | 7         | 2         | 3         | 5         | 10        | 27         | 1.3        |
| 2023          | LVA | 36        | 0         | 424         | 53         | 153        | .346        | 20        | 82         | .244        | 33        | 71         | .465        | .412        | 6         | 10        | .600        | 14        | 42         | 56         | 1.6        | 18        | 15        | 5         | 14        | 47        | 132        | 3.7        |
| 2024          | LVA | 6         | 0         | 43          | 6          | 16         | .375        | 4         | 8          | .500        | 2         | 8          | .250        | .500        | 1         | 2         | .500        | 1         | 5          | 6          | 1.0        | 5         | 0         | 0         | 1         | 5         | 17         | 2.8        |
| 2025          | LVA | 35        | 16        | 427         | 52         | 153        | .340        | 30        | 102        | .294        | 22        | 51         | .431        | .438        | 12        | 15        | .800        | 20        | 42         | 62         | 1.8        | 23        | 14        | 11        | 17        | 30        | 146        | 4.2        |
| 2026          | LVA |           |           |             |            |            |             |           |            |             |           |            |             |             |           |           |             |           |            |            |            |           |           |           |           |           |            |            |
| <b>Career</b> |     | <b>98</b> | <b>17</b> | <b>1015</b> | <b>121</b> | <b>355</b> | <b>.341</b> | <b>57</b> | <b>214</b> | <b>.266</b> | <b>64</b> | <b>141</b> | <b>.454</b> | <b>.421</b> | <b>23</b> | <b>31</b> | <b>.742</b> | <b>39</b> | <b>104</b> | <b>143</b> | <b>1.5</b> | <b>53</b> | <b>31</b> | <b>19</b> | <b>37</b> | <b>92</b> | <b>322</b> | <b>3.3</b> |



# CHENNEDY CARTER • No. 23

Guard • 5-9 • Texas A&M '20 • 5th Year

### OFFSEASON

- Has competed in China, Israel, Mexico, Poland, and Turkey.
- Posted the first triple-double of the 2024-25 WCBA (China) season with 33 points, 17 rebounds and 10 assists, adding 5 assists and 1 blocked shots on Jan. 20, 2025.

### COLLEGIATE (TEXAS A&M)

- 2020 AP All-America second team
- 2019 and 2020 USBWA All-Ameirca second team
- 2020 WBCA All-American
- 2018 USBWA and WBCA National Freshman of the Year
- Three-time All-SEC first team
- 2018 SEC Freshman of the Year

### USA BASKETBALL

- Earned silver medals at the 2019 Pan American Games and the 2017 FIBA U19 World Cup and a gold at the 2016 FIBA U18 AmeriCup.

### PERSONAL

- Hails from Mansfield, Texas.
- Born on Nov. 14, 1998.

### WNBA CAREER HIGHLIGHTS

- Selected No. 4 overall by Atlanta in the 2020 WNBA Draft.
- 2020 WNBA All-Rookie Team

### 2026 (LAS VEGAS)

- Signed a training camp contract on April 14.

### 2020 (ATLANTA)

- Scored a career-high 35 points against New York on August 6.

### RECORD WITH/OUT

| Year          | Games     | Record       | Record      |
|---------------|-----------|--------------|-------------|
|               | Missed    | With         | Without     |
| 2020          | 6         | 6-10         | 1-5         |
| 2021          | 6         | 5-6          | 1-5         |
| 2022          | 12        | 8-16         | 5-7         |
| 2024          | 7         | 13-20        | 1-6         |
| 2026          | 0         | 0-0          | 0           |
| <b>Totals</b> | <b>31</b> | <b>32-52</b> | <b>8-23</b> |

# CHENNEDY CARTER • No. 23

## WNBA RANKINGS

|      | PPG | RPG | APG | SPG | BPG | MPG | FG% | 3G% | FT% |
|------|-----|-----|-----|-----|-----|-----|-----|-----|-----|
| 2020 | --- | --- | --- | --- | --- | --- | 23  | --- | 29  |
| 2021 | --- | --- | --- | --- | --- | --- | --- | --- | --- |
| 2022 | --- | --- | --- | --- | --- | --- | --- | --- | --- |
| 2024 | --- | --- | --- | --- | --- | --- | 18  | --- | --- |
| 2026 | --- | --- | --- | --- | --- | --- | --- | --- | --- |

## 2026 REGULAR SEASON HIGHS

PTS  
REBS  
ASTS  
STLS  
BLKS  
MINS

## SEASON HIGHS

|      | PTS | REBS | ASTS | STLS | BLKS | MIN   | FGM | FGA | 3PM | 3PA | FTM | FTA |
|------|-----|------|------|------|------|-------|-----|-----|-----|-----|-----|-----|
| 2020 | 35  | 5    | 8    | 2    | 1    | 36:28 | 12  | 22  | 3   | 4   | 10  | 10  |
| 2021 | 24  | 4    | 6    | 2    | 1    | 33:57 | 10  | 19  | 1   | 2   | 11  | 11  |
| 2022 | 23  | 6    | 5    | 2    | 2    | 28:44 | 8   | 15  | 1   | 2   | 8   | 8   |
| 2024 | 34  | 9    | 7    | 3    | 1    | 35:37 | 15  | 24  | 3   | 4   | 15  | 9   |
| 2026 | -   | -    | -    | -    | -    | -     | -   | -   | -   | -   | -   | -   |

## CAREER REGULAR SEASON HIGHS

PTS 35 vs Seattle Aug. 6, 2020  
 REBS 9 vs Los Angeles Aug. 6, 2024  
 ASTS 8 vs Dallas July 26, 2020  
 STLS 3 6x Last vs Las Vegas July 16, 2024  
 BLKS 2 2x Last vs Las Vegas June 11, 2022  
 MINS 36:28 vs Seattle Aug. 6, 2020

## MILESTONES REACHED

| Mark          | Opponent | Date      | Game # |
|---------------|----------|-----------|--------|
| 1st Point     |          | 7/26/2020 | 1      |
| 100th Point   |          | 8/6/2020  | 6      |
| 500th Point   |          | 5/25/2022 | 35     |
| 1,000th Point |          | 7/11/2024 | 73     |
| 100th Assist  |          | 5/14/2022 | 31     |
| 100th Rebound |          | 5/15/2024 | 52     |

## UPCOMING MILESTONES

| Mark  | Category | Current | Needs |
|-------|----------|---------|-------|
| 1,500 | Points   | 1,225   | 275   |

## 10+ REBOUNDS & ASSISTS GAMES

| YEAR          | REB      |          |          | ASTS     |          |          | DUB-DUBS |          |          |
|---------------|----------|----------|----------|----------|----------|----------|----------|----------|----------|
|               | 10+      | 10+      | PT/REB   | 10+      | 10+      | PT/REB   | 10+      | 10+      | PT/REB   |
| 2020          | 0        | 0        | 0        | 0        | 0        | 0        | 0        | 0        | 0        |
| 2021          | 0        | 0        | 0        | 0        | 0        | 0        | 0        | 0        | 0        |
| 2022          | 0        | 0        | 0        | 0        | 0        | 0        | 0        | 0        | 0        |
| 2024          | 0        | 0        | 0        | 0        | 0        | 0        | 0        | 0        | 0        |
| 2026          | 0        | 0        | 0        | 0        | 0        | 0        | 0        | 0        | 0        |
| <b>Totals</b> | <b>0</b> | <b>0</b> | <b>0</b> | <b>0</b> | <b>0</b> | <b>0</b> | <b>0</b> | <b>0</b> | <b>0</b> |

## 10+ POINT GAMES

| YEAR          | SCORING   |           |          |
|---------------|-----------|-----------|----------|
|               | 10+       | 20+       | 30+      |
| 2020          | 13        | 6         | 1        |
| 2021          | 8         | 4         | 0        |
| 2022          | 10        | 2         | 0        |
| 2024          | 29        | 11        | 2        |
| 2026          | 0         | 0         | 0        |
| <b>Totals</b> | <b>60</b> | <b>23</b> | <b>3</b> |

## CAREER REGULAR SEASON STATISTICS

| YEAR          | TM  | G         | GS        | MP          | FGM        | FGA         | FG%         | 3PM       | 3PA       | 3P%         | 2PM        | 2PA        | 2P%         | eFG%        | FT         | FTA        | FT%         | OR        | DR         | REB          | RPG        | A         | S         | B          | TO         | PF          | PTS         | PPG  |
|---------------|-----|-----------|-----------|-------------|------------|-------------|-------------|-----------|-----------|-------------|------------|------------|-------------|-------------|------------|------------|-------------|-----------|------------|--------------|------------|-----------|-----------|------------|------------|-------------|-------------|------|
| 2020          | ATL | 16        | 16        | 406         | 106        | 224         | .473        | 12        | 32        | .375        | 94         | 192        | .490        | .500        | 55         | 67         | .821        | 8         | 28         | 36           | 2.3        | 55        | 14        | 5          | 43         | 57          | 279         | 17.4 |
| 2021          | ATL | 11        | 11        | 280         | 60         | 132         | .455        | 1         | 9         | .111        | 59         | 123        | .480        | .458        | 35         | 40         | .875        | 5         | 9          | 14           | 1.3        | 36        | 8         | 4          | 23         | 33          | 156         | 14.2 |
| 2022          | LAS | 24        | 2         | 393         | 85         | 189         | .450        | 2         | 10        | .200        | 83         | 179        | .464        | .455        | 41         | 55         | .745        | 9         | 36         | 45           | 1.9        | 46        | 15        | 9          | 43         | 52          | 213         | 8.9  |
| 2024          | CHI | 33        | 20        | 858         | 238        | 489         | .487        | 9         | 31        | .290        | 229        | 458        | .500        | .496        | 92         | 126        | .730        | 22        | 95         | 117          | 3.5        | 102       | 36        | 6          | 55         | 105         | 577         | 17.5 |
| 2026          | LVA |           |           |             |            |             |             |           |           |             |            |            |             |             |            |            |             |           |            |              |            |           |           |            |            |             |             |      |
| <b>Career</b> |     | <b>84</b> | <b>49</b> | <b>1937</b> | <b>489</b> | <b>1034</b> | <b>.473</b> | <b>24</b> | <b>82</b> | <b>.293</b> | <b>465</b> | <b>952</b> | <b>.488</b> | <b>.485</b> | <b>223</b> | <b>288</b> | <b>.774</b> | <b>44</b> | <b>168</b> | <b>2,521</b> | <b>239</b> | <b>73</b> | <b>24</b> | <b>164</b> | <b>247</b> | <b>1225</b> | <b>14.6</b> |      |



# DANA EVANS • No. 11

Guard • 5-6 • Louisville 2021 • 6th Year

### 2023 (CHICAGO)

- Checked in for 38 of 39 games played and contributed 9.0 ppg and 3.0 apg en route to finishing third in the 2023 WNBA Sixth Player of the Year voting.

### 2022 (CHICAGO)

- Scored her career-high 24 points in her first career start to open the 2022 campaign.

### 2021 (DALLAS & CHICAGO)

- Traded to Chicago on 6/2/21, after averaging 4 minutes a game, more than doubled her playing time after the move to Chicago to 8.6 minutes and went from 0.8 ppg to 3.9 ppg and 0.5 apg to 1.2 apg.
- Saw action in 6 games for Dallas, 22 for Chicago.

### OFFSEASON

- Spent her first WNBA offseason playing in Hungary and since then has competed for Besiktas in the Turkish Super League, as well as the EuroCup (2022-23 through 2023-24).
- Signed with Unrivaled for 2026 but played just one game due to injury.

### COLLEGIATE HIGHLIGHTS (LOUISVILLE)

- A two-time All-American
- 2020 and 2021 ACC Player of the Year
- 2019 ACC Sixth Player of the Year
- 2018 ACC All-Freshman Team
- Averaged 12.7 ppg, 2.4 rpg and 3.9 apg over 135 games.

### PERSONAL

- Hails from Gary, Indiana.
- Born on Aug. 1, 1998.

### WNBA CAREER HIGHLIGHTS

- 2021 & 2025 WNBA Champion
- 2021 WNBA All-Rookie Team.
- Selected No. 13 overall (first in the second round) by Dallas in the 2021 WNBA Draft.

### 2026 (LAS VEGAS)

- 

### 2025 (LAS VEGAS)

- Got one starting nod, against New York Aug. 13.

### RECORD WITH/OUT

| Year          | Games    |              | Record     |
|---------------|----------|--------------|------------|
|               | Missed   | With         | Without    |
| 2021          | 2        | 14-15        | 2-0        |
| 2022          | 3        | 24-9         | 2-1        |
| 2023          | 1        | 17-22        | 1-0        |
| 2024          | 1        | 12-27        | 1-0        |
| 2025          | 0        | 30-14        | 0          |
| 2026          | 0        | 0-0          | 0          |
| <b>Totals</b> | <b>7</b> | <b>97-87</b> | <b>6-1</b> |

# DANA EVANS • No. 11

## WNBA RANKINGS

|      | PPG | RPG | APG       | SPG | BPG | MPG | FG% | 3G%       | FT%       |
|------|-----|-----|-----------|-----|-----|-----|-----|-----------|-----------|
| 2021 | --- | --- | ---       | --- | --- | --- | --- | 30        | ---       |
| 2022 | --- | --- | ---       | --- | --- | --- | --- | ---       | ---       |
| 2023 | --- | --- | <b>25</b> | --- | --- | --- | --- | ---       | <b>19</b> |
| 2024 | --- | --- | 33        | --- | --- | --- | --- | <b>19</b> | ---       |
| 2025 | --- | --- | ---       | --- | --- | --- | --- | 23        | ---       |
| 2026 | --- | --- | ---       | --- | --- | --- | --- | ---       | ---       |

## 2026 REGULAR SEASON HIGHS

PTS  
REBS  
ASTS  
STLS  
BLKS  
MINS

## CAREER REGULAR SEASON HIGHS

PTS 24 Los Angeles May 6, 2022  
 REBS 4 8x, last @ Minnesota July 25, 2025  
 ASTS 8 2x, last vs Seattle Aug. 22, 2023  
 STLS 5 Los Angeles May 30, 2024  
 BLKS 2 Indiana June 15, 2023  
 MINS 35:15 Los Angeles May 6, 2022

## SEASON HIGHS

|      | PTS       | REBS     | ASTS     | STLS     | BLKS     | MIN          | FGM      | FGA       | 3PM      | 3PA      | FTM       | FTA       |
|------|-----------|----------|----------|----------|----------|--------------|----------|-----------|----------|----------|-----------|-----------|
| 2021 | 14        | 3        | 4        | 2        | 1        | 18:43        | 4        | 7         | 2        | 3        | 4         | 4         |
| 2022 | <b>24</b> | <b>4</b> | 5        | 4        | 1        | <b>35:15</b> | <b>9</b> | <b>17</b> | 3        | <b>7</b> | 4         | 5         |
| 2023 | 23        | <b>4</b> | <b>8</b> | 3        | <b>2</b> | 33:47        | 8        | 16        | 4        | 6        | 9         | 9         |
| 2024 | 15        | <b>4</b> | 6        | <b>5</b> | 1        | 34:44        | 7        | 16        | 4        | 6        | <b>10</b> | <b>10</b> |
| 2025 | 21        | <b>4</b> | 6        | 2        | 1        | 24:36        | 8        | 11        | <b>5</b> | 6        | 4         | 5         |
| 2026 | -         | -        | -        | -        | -        | -            | -        | -         | -        | -        | -         | -         |

## MILESTONES REACHED

| Mark          | Opponent      | Date      | Game # |
|---------------|---------------|-----------|--------|
| 1st Point     | Seattle       | 5/22/2021 | 2      |
| 100th Point   | Los Angeles   | 5/6/2022  | 30     |
| 500th Point   | Seattle       | 8/22/2023 | 94     |
| 1,000th Point | Golden State  | 7/12/2025 | 161    |
| 100th Assist  | @ Los Angeles | 6/9/2023  | 70     |
| 100th Rebound | New York      | 6/4/2024  | 109    |

## UPCOMING MILESTONES

| Mark | Category | Current | Needs |
|------|----------|---------|-------|
| 400  | Assists  | 379     | 21    |

## 10+ REBOUNDS & ASSISTS GAMES

| YEAR          | REB      |          | ASTS     |          | DUB-DUBS |          |
|---------------|----------|----------|----------|----------|----------|----------|
|               | 10+      | 10+      | 10+      | 10+      | PT/REB   | PT/REB   |
| 2021          | 0        | 0        | 0        | 0        | 0        | 0        |
| 2022          | 0        | 0        | 0        | 0        | 0        | 0        |
| 2023          | 0        | 0        | 0        | 0        | 0        | 0        |
| 2024          | 0        | 0        | 0        | 0        | 0        | 0        |
| 2025          | 0        | 0        | 0        | 0        | 0        | 0        |
| 2026          | 0        | 0        | 0        | 0        | 0        | 0        |
| <b>Totals</b> | <b>0</b> | <b>0</b> | <b>0</b> | <b>0</b> | <b>0</b> | <b>0</b> |

## 10+ POINT GAMES

| YEAR          | SCORING   |          |
|---------------|-----------|----------|
|               | 10+       | 20+      |
| 2021          | 1         | 0        |
| 2022          | 4         | 1        |
| 2023          | 14        | 3        |
| 2024          | 17        | 0        |
| 2025          | 11        | 1        |
| 2026          | 0         | 0        |
| <b>Totals</b> | <b>47</b> | <b>5</b> |

## CAREER REGULAR SEASON STATISTICS

| YEAR          | TM  | G          | GS        | MP          | FGM        | FGA         | FG%         | 3PM        | 3PA        | 3P%         | 2PM        | 2PA        | 2P%         | eFG%        | FT         | FTA        | FT%         | OR        | DR         | REB        | RPG        | A          | S         | B         | TO         | PF         | PTS         | PPG        |
|---------------|-----|------------|-----------|-------------|------------|-------------|-------------|------------|------------|-------------|------------|------------|-------------|-------------|------------|------------|-------------|-----------|------------|------------|------------|------------|-----------|-----------|------------|------------|-------------|------------|
| 2021          | TOT | 29         | 0         | 221         | 27         | 79          | .342        | 18         | 45         | <b>.400</b> | 9          | 34         | .265        | .456        | 23         | 26         | .885        | 1         | 10         | 11         | 0.4        | 30         | 5         | 1         | 17         | 21         | 95          | 3.3        |
| 2021          | DAL | 6          | 0         | 24          | 1          | 6           | .167        | 1          | 3          | .333        | 0          | 3          | .000        | .250        | 2          | 2          | 1.00        | 0         | 0          | 0          | 0.0        | 3          | 0         | 0         | 4          | 3          | 5           | 0.8        |
| 2021          | CHI | 23         | 0         | 197         | 26         | 73          | .356        | 17         | 42         | .405        | 9          | 31         | .290        | <b>.473</b> | 21         | 24         | .875        | 1         | 10         | 11         | 0.5        | 27         | 5         | 1         | 13         | 18         | 90          | 3.9        |
| 2022          | CHI | 33         | 1         | 378         | 49         | 130         | .377        | 22         | 67         | .328        | 27         | 63         | .429        | .462        | 22         | 25         | .880        | 5         | 22         | 27         | 0.8        | 41         | 10        | 3         | 27         | 29         | 142         | 4.3        |
| 2023          | CHI | 39         | 1         | <b>837</b>  | <b>116</b> | <b>322</b>  | .360        | <b>42</b>  | <b>143</b> | .294        | <b>74</b>  | <b>179</b> | <b>.413</b> | .425        | <b>76</b>  | <b>89</b>  | .854        | 7         | <b>40</b>  | <b>47</b>  | <b>1.2</b> | <b>118</b> | <b>27</b> | 4         | <b>61</b>  | 45         | <b>350</b>  | <b>9.0</b> |
| 2024          | CHI | 39         | <b>12</b> | 743         | 95         | 252         | .377        | 41         | 109        | .376        | 54         | 143        | .378        | .458        | 48         | 50         | <b>.960</b> | 5         | 38         | 43         | 1.1        | 94         | 26        | 5         | 53         | 48         | 279         | 7.2        |
| 2025          | LVA | <b>44</b>  | 1         | 777         | 107        | 274         | <b>.391</b> | 37         | 101        | .366        | 70         | 173        | .405        | .458        | 40         | 53         | .755        | <b>8</b>  | 39         | <b>47</b>  | 1.1        | 96         | 17        | <b>5</b>  | 37         | <b>57</b>  | 291         | 6.6        |
| 2026          | LVA |            |           |             |            |             |             |            |            |             |            |            |             |             |            |            |             |           |            |            |            |            |           |           |            |            |             |            |
| <b>Career</b> |     | <b>184</b> | <b>15</b> | <b>2956</b> | <b>394</b> | <b>1057</b> | <b>.373</b> | <b>160</b> | <b>465</b> | <b>.344</b> | <b>234</b> | <b>592</b> | <b>.395</b> | <b>.448</b> | <b>209</b> | <b>243</b> | <b>.860</b> | <b>26</b> | <b>149</b> | <b>175</b> | <b>1.0</b> | <b>379</b> | <b>85</b> | <b>18</b> | <b>195</b> | <b>200</b> | <b>1157</b> | <b>6.3</b> |



# CHELSEA GRAY • No. 12

Point Guard • 5-11 • Duke '13 • 12th Year

## WNBA CAREER HIGHLIGHTS

- 2016, 2022, 2023 & 2025 WNBA Champion
- 2022 WNBA Finals MVP
- Six-time WNBA All-Star (2017-19, 2021, 2023-24)
- 2019 All-WNBA first team
- 2023 and 2017 All-WNBA second team
- 2022 WNBA Commissioner's Cup MVP
- 2023 Associated Press All-WNBA first team.
- Two-time WNBA Western Conference Player of the Week (Aug. 1, 2023; May 27, 2018)
- 2023 All-Star Skills Contest winner with Kelsey Plum.

## 2026 (LAS VEGAS)

- 

## 2025 (LAS VEGAS)

- On Aug. 25 against Chicago, became the **15th player in W history to win 250 games**.
- On July 12 against Golden State, became the **5th player in WNBA history with at least 4,000 points, 1,000 rebounds, 1,500 assists, 400 steals and 100 blocked shots**. She hit the mark in 346 games, the youngest (32 years, 377 days) and second-fastest to the mark (Alyssa Thomas, 327 games on June 18, 2025).
- On June 7 Gray became the **8th player in WNBA history** to tally at least 4,000 points, 1,000 rebounds and 1,500 assists. At the time, was the second-fastest (332 games) and second-youngest (32 years, 242 days) to ever reach the milestone.

## 2024 (LAS VEGAS)

- Missed the first 12 games of the season while recovering from the foot injury sustained in Game 3 of the 2023 WNBA Finals.

## 2023 (LAS VEGAS)

- Finished 3rd among league leaders for assists (7.3 apg).
- Named an All-Star starter.
- Had 20 points and 7 assists to open the playoffs against Chicago on Sept. 13.
- Injured (left foot) and was sidelined for Game 4 of the Finals.
- Recorded the franchise's 2nd triple-double, the 1st for points-rebounds-assists, with 22 points, 11 rebounds and 11 assists against New York on Aug. 17.
- Notched a franchise-record 10 points-assists double-doubles on the year.

## 2023 (LAS VEGAS)

- Named WNBA Finals MVP (18.3 ppg, 3.0 rpg, 6.0 apg, 58.5% FG, 45% 3PT)
- Named WNBA Commissioner's Cup MVP (19 points, 4 rebounds, 5 assists)

## 2021 (LAS VEGAS)

- Set or tied 3 franchise assist records—14 in a game vs. Lynx, Sept. 8; 10 in a half and 7 in a quarter vs. Fever, May 28

## 2019 (LOS ANGELES)

- Recorded the 8th triple-double in WNBA regular season history, July 7 (13-pt, 10-reb, 13-asst vs. Washington).
- Set franchise mark with 20 points in a quarter, August 29 vs. Indiana—2nd most points scored in a quarter in W history

## 2017 (LOS ANGELES)

- 3-point field goal percentage (.482) was highest in team history and 7th highest in WNBA history for players with 50+ attempts

## 2014 (CONNECTICUT)

- Sat out season rehabbing right knee injury suffered senior year at Duke.

## INTERNATIONAL HIGHLIGHTS

- 2024 Olympic gold medalist; led the USA and **ranked 8th among the 12-team field for assists (5.2 apg)**.
- 2020 Olympic gold medalist
- 2022 World Cup gold medalist

## COLLEGIATE HIGHLIGHTS

- 2-time All-American
- 2013 ACC Co-Player of the Year
- Set program record for assists in a season (201) as a sophomore

## PERSONAL

- Married wife Tipesa in November 2019; the two welcomed their son in February 2024.
- Hails from Manteca, California.
- Born on Oct. 8, 1992.

## CHELSEA GRAY'S ONLINE BIO

- Online bio includes items such as expanded WNBA statistics, more notes, college, international and USA Basketball statistics, and more!

## REGULAR SEASON HIGHS

|      | PTS | REBS | ASTS | STLS | BLKS | MIN   | FGM | FGA | 3PM | 3PA | FTM | FTA |
|------|-----|------|------|------|------|-------|-----|-----|-----|-----|-----|-----|
| 2015 | 16  | 9    | 7    | 3    | 2    | 25:48 | 6   | 11  | 4   | 5   | 5   | 6   |
| 2016 | 23  | 6    | 8    | 3    | 1    | 36:30 | 8   | 10  | 2   | 3   | 6   | 7   |
| 2017 | 25  | 8    | 10   | 4    | 1    | 47:51 | 9   | 18  | 5   | 8   | 8   | 10  |
| 2018 | 26  | 7    | 11   | 6    | 3    | 38:36 | 11  | 20  | 4   | 7   | 8   | 11  |
| 2019 | 30  | 10   | 13   | 5    | 2    | 41:03 | 11  | 21  | 7   | 9   | 7   | 7   |
| 2020 | 27  | 8    | 11   | 3    | 1    | 39:06 | 10  | 19  | 4   | 7   | 5   | 5   |
| 2021 | 21  | 6    | 14   | 5    | 2    | 37:14 | 8   | 19  | 3   | 6   | 5   | 5   |
| 2022 | 33  | 7    | 12   | 5    | 2    | 39:56 | 11  | 17  | 5   | 8   | 11  | 11  |
| 2023 | 27  | 11   | 12   | 4    | 3    | 37:23 | 10  | 22  | 4   | 7   | 10  | 12  |
| 2024 | 22  | 8    | 10   | 3    | 2    | 33:53 | 8   | 14  | 3   | 8   | 4   | 5   |
| 2025 | 28  | 10   | 14   | 7    | 3    | 39:00 | 8   | 17  | 6   | 11  | 8   | 9   |
| 2026 | -   | -    | -    | -    | -    | -     | -   | -   | -   | -   | -   | -   |

## RECORD WITH/OUT

| Year          | Games     | Record         | Record       |
|---------------|-----------|----------------|--------------|
|               | Missed    | With           | Without      |
| 2014          | 34        | 0-0            | 13-21        |
| 2015          | 0         | 15-19          | 0-0          |
| 2016          | 1         | 25-8           | 1-0          |
| 2017          | 0         | 26-8           | 0-0          |
| 2018          | 0         | 19-15          | 0-0          |
| 2019          | 0         | 22-12          | 0-0          |
| 2020          | 0         | 15-7           | 0-0          |
| 2021          | 0         | 24-8           | 0-0          |
| 2022          | 1         | 25-10          | 1-0          |
| 2023          | 0         | 34-6           | 0-0          |
| 2024          | 13        | 20-7           | 7-6          |
| 2025          | 0         | 30-14          | 0-0          |
| 2026          | 0         | 0-0            | 0-0          |
| <b>Totals</b> | <b>48</b> | <b>255-114</b> | <b>22-27</b> |

# CHELSEA GRAY • No. 12

## WNBA RANKINGS

|      | PPG | RPG | APG | SPG | BPG | MPG | FG% | 3G% | FT% |
|------|-----|-----|-----|-----|-----|-----|-----|-----|-----|
| 2015 | --- | --- | 18  | --- | --- | --- | --- | --- | --- |
| 2016 | --- | --- | --- | --- | --- | --- | --- | --- | --- |
| 2017 | 19  | --- | 6   | --- | --- | 3   | 10  | 1   | 22  |
| 2018 | 19  | --- | 6   | 6   | --- | 5   | 16  | 14  | 18  |
| 2019 | 13  | --- | 2   | --- | --- | 4   | --- | 13  | 5   |
| 2020 | 21  | --- | 5   | 11  | --- | 14  | --- | --- | 2   |
| 2021 | --- | --- | 4   | 20  | --- | --- | 16  | 16  | --- |
| 2022 | 21  | --- | 4   | 4   | --- | 22  | 17  | --- | 4   |
| 2023 | 21  | --- | 3   | 9   | 24  | 15  | 14  | 7   | 5   |
| 2024 | --- | --- | --- | --- | --- | --- | --- | 33  | --- |
| 2025 | --- | --- | 9   | 15  | 23  | 18  | --- | 29  | 8   |
| 2026 | --- | --- | --- | --- | --- | --- | --- | --- | --- |

## 2026 REGULAR SEASON HIGHS

PTS  
REBS  
ASTS  
STLS  
BLKS  
MINS

## CAREER REGULAR SEASON HIGHS

|      |    |                       |                |
|------|----|-----------------------|----------------|
| PTS  | 33 | Seattle               | Aug. 14, 2022  |
| REBS | 11 | New York              | Aug. 17, 2023  |
| ASTS | 14 | 2x, last vs Dallas    | Aug. 17, 2024  |
| STLS | 7  | @ Los Angeles         | Sept. 11, 2025 |
| BLKS | 3  | 4x, last @ Washington | July 10, 2025  |
| MINS | 48 | @ Chicago             | Aug. 18, 2017  |

## MILESTONES REACHED

| Mark            | Opponent       | Date          | Game # |
|-----------------|----------------|---------------|--------|
| 250th Victory   | @ Chicago      | Aug. 25, 2025 | 364    |
| 1st Point       | Washington     | June 5, 2015  | 1      |
| 1,000th Point   | Phoenix        | May 27, 2018  | 105    |
| 2,000th Point   | Las Vegas      | Aug. 7, 2020  | 175    |
| 3,000th Point   | @ Seattle      | Aug. 7, 2022  | 255    |
| 4,000th Point   | @ Golden State | June 7, 2025  | 332    |
| 1,000th Assist  | @ Phoenix      | May 6, 2022   | 234    |
| 1,500th Assist  | Seattle        | June 19, 2024 | 299    |
| 1,000th Rebound | @ Connecticut  | Sept. 6, 2024 | 320    |
| 100th Block     | @ New York     | July 8, 2025  | 344    |

## UPCOMING MILESTONES

| Mark  | Category | Current | Needs |
|-------|----------|---------|-------|
| 4,500 | Points   | 4,409   | 91    |
| 1,200 | Rebounds | 1,188   | 12    |
| 1,900 | Assists  | 1,870   | 30    |

## 10+ REBOUNDS & ASSISTS GAMES

| YEAR          | REB 10+  | ASTS 10+  | DOUBLE-DOUBLES |          |
|---------------|----------|-----------|----------------|----------|
|               |          |           | PT/AST         | PT/REB   |
| 2015          | 0        | 0         | 0              | 0        |
| 2016          | 0        | 0         | 0              | 0        |
| 2017          | 0        | 1         | 1              | 0        |
| 2018          | 0        | 1         | 1              | 0        |
| 2019          | 1        | 2         | 1              | 1        |
| 2020          | 0        | 1         | 0              | 0        |
| 2021          | 0        | 3         | 1              | 0        |
| 2022          | 0        | 1         | 1              | 0        |
| 2023          | 1        | 10        | 10             | 1        |
| 2024          | 0        | 1         | 1              | 0        |
| 2025          | 1        | 2         | 2              | 1        |
| 2026          | 0        | 0         | 0              | 0        |
| <b>Totals</b> | <b>3</b> | <b>22</b> | <b>18</b>      | <b>4</b> |

## 10+ POINT GAMES

| YEAR          | SCORING    |           |          |
|---------------|------------|-----------|----------|
|               | 10+        | 20+       | 30+      |
| 2015          | 9          | 0         | 0        |
| 2016          | 7          | 2         | 0        |
| 2017          | 28         | 6         | 0        |
| 2018          | 28         | 9         | 0        |
| 2019          | 28         | 7         | 1        |
| 2020          | 18         | 4         | 0        |
| 2021          | 19         | 1         | 0        |
| 2022          | 25         | 5         | 0        |
| 2023          | 35         | 8         | 0        |
| 2024          | 11         | 1         | 0        |
| 2025          | 27         | 2         | 0        |
| 2026          | 0          | 0         | 0        |
| <b>Totals</b> | <b>236</b> | <b>45</b> | <b>1</b> |

## CAREER REGULAR SEASON STATISTICS

| YEAR          | TM  | G          | GS         | MP           | FGM         | FGA         | FG%         | 3PM        | 3PA         | 3P%         | 2PM         | 2PA         | 2P%         | eFG%        | FT         | FTA        | FT%         | OR         | DR          | REB         | RPG        | A           | S          | B          | TO         | PF         | PTS         | PPG         |  |
|---------------|-----|------------|------------|--------------|-------------|-------------|-------------|------------|-------------|-------------|-------------|-------------|-------------|-------------|------------|------------|-------------|------------|-------------|-------------|------------|-------------|------------|------------|------------|------------|-------------|-------------|--|
| 2015          | CON | 34         | 0          | 543          | 86          | 203         | .424        | 23         | 66          | .348        | 63          | 137         | .460        | .480        | 40         | 49         | .816        | 18         | 60          | 78          | 2.3        | 92          | 22         | 5          | 59         | 43         | 235         | 6.9         |  |
| 2016          | LAS | 33         | 1          | 540          | 71          | 157         | .452        | 14         | 46          | .304        | 57          | 111         | .514        | .497        | 39         | 50         | .780        | 8          | 50          | 58          | 1.8        | 71          | 16         | 4          | 40         | 38         | 195         | 5.9         |  |
| 2017          | LAS | 34         | 34         | 1125         | 184         | 363         | .507        | 53         | 110         | .482        | 131         | 253         | .518        | .580        | 81         | 98         | .827        | 21         | 92          | 113         | 3.3        | 151         | 36         | 8          | 65         | 74         | 502         | 14.8        |  |
| 2018*         | LAS | 34         | 34         | 1111         | 193         | 399         | .484        | 38         | 97          | .392        | 155         | 302         | .513        | .531        | 81         | 97         | .835        | 17         | 99          | 116         | 3.4        | 175         | 48         | 6          | 79         | 65         | 505         | 14.9        |  |
| 2019*         | LAS | 34         | 34         | 1108         | 188         | 452         | .416        | 50         | 131         | .382        | 138         | 321         | .430        | .471        | 66         | 72         | .917        | 14         | 114         | 128         | 3.8        | 202         | 33         | 3          | 108        | 49         | 492         | 14.5        |  |
| 2020          | LAS | 22         | 22         | 679          | 122         | 276         | .442        | 18         | 59          | .305        | 104         | 217         | .479        | .475        | 46         | 49         | .939        | 15         | 66          | 81          | 3.7        | 116         | 34         | 2          | 60         | 38         | 308         | 14.0        |  |
| 2021*         | LVA | 32         | 32         | 926          | 148         | 326         | .454        | 27         | 71          | .380        | 121         | 255         | .475        | .495        | 32         | 36         | .889        | 15         | 77          | 92          | 2.9        | 189         | 37         | 9          | 88         | 43         | 355         | 11.1        |  |
| 2022          | LVA | 35         | 35         | 1039         | 183         | 373         | .491        | 34         | 100         | .340        | 149         | 273         | .546        | .536        | 81         | 89         | .910        | 10         | 102         | 112         | 3.2        | 212         | 57         | 10         | 80         | 54         | 481         | 13.7        |  |
| 2023          | LVA | 40         | 40         | 1288         | 225         | 459         | .490        | 64         | 152         | .421        | 161         | 307         | .524        | .560        | 96         | 107        | .897        | 12         | 146         | 158         | 4.0        | 291         | 57         | 25         | 101        | 73         | 610         | 15.3        |  |
| 2024          | LVA | 27         | 25         | 702          | 84          | 206         | .408        | 26         | 77          | .338        | 58          | 129         | .450        | .471        | 39         | 48         | .813        | 5          | 74          | 79          | 2.9        | 132         | 34         | 19         | 64         | 37         | 233         | 8.6         |  |
| 2025          | LVA | 44         | 44         | 1368         | 169         | 386         | .438        | 63         | 171         | .368        | 106         | 215         | .493        | .519        | 92         | 104        | .885        | 25         | 148         | 173         | 3.9        | 239         | 62         | 28         | 125        | 89         | 493         | 11.2        |  |
| 2026          |     |            |            |              |             |             |             |            |             |             |             |             |             |             |            |            |             |            |             |             |            |             |            |            |            |            |             |             |  |
| <b>Career</b> |     | <b>369</b> | <b>301</b> | <b>10429</b> | <b>1653</b> | <b>3600</b> | <b>.459</b> | <b>410</b> | <b>1080</b> | <b>.380</b> | <b>1243</b> | <b>2520</b> | <b>.493</b> | <b>.516</b> | <b>693</b> | <b>799</b> | <b>.867</b> | <b>160</b> | <b>1028</b> | <b>1188</b> | <b>3.2</b> | <b>1870</b> | <b>436</b> | <b>119</b> | <b>870</b> | <b>603</b> | <b>4409</b> | <b>11.9</b> |  |



# JEWELL LOYD • NO. 24

Guard • 5-11 • 12th Year

## WNBA CAREER HIGHLIGHTS

- 2018, 2020 & 2025 WNBA champion
- 2021 Commissioner's Cup champion
- No. 1 pick by Seattle in the 2015 WNBA Draft
- Three-time All-WNBA (2016, 2021, 2023)
- Six-time WNBA All-Star (2018-19, 2021-23)
- 2015 WNBA Rookie of the Year.
- 2023 All-Star Game MVP
- Two-time Western Conference Player of the Week (June 7, 2021 and June 20, 2023)
- July 2015 Rookie of the Month
- 2023 WNBA scoring leader (24.7 ppg)

## 2026 (LAS VEGAS)

- 

## 2025 (LAS VEGAS)

- Against Chicago on Aug. 25, earned the 200th victory of her career, tying Maya Moore for **No. 48 in all-time wins**.
- Heading into the 2026 season, Loyd's 6,027 career point total ranks No. 14 on the league's all-time scoring chart.
- Scored her 6,000th point on Sept. 9, becoming the 16th player in WNBA history to reach the milestone **and the third-youngest** (31 years, 339 days) behind No. 1 Diana Taurasi (31 years, 61 days) and No. 2 Lauren Jackson (31 years, 133 days).

## 2024 (SEATTLE)

- Tallied 5,000th career point on June 7, becoming 25th player and fifth-youngest in WNBA history to reach the milestone.
- Recorded 1,000th career assist on July 10 vs Las Vegas, becoming third WNBA player, and third youngest, with 5,000 points and 1,000 assists.

## 2023 (SEATTLE)

- Scored 31 points in the All-Star Game en route to MVP honors.
- Set then-WNBA single-season scoring record with 939 points
- Made franchise-record 115 3-pointers.

## 2022 (SEATTLE)

- Reached the 3,500-point plateau on June 10 at Dallas, becoming the 10th youngest WNBA player to reach that mark
- Set career-high with eight 3-pointers made, connecting on 13-of-23 from the field, on Aug. 14 at Las Vegas.

## 2021 (SEATTLE)

- Averaged 17.9 points, 3.8 assists and 1.5 steals per game—all career-highs en route to earning 2021 All-WNBA first team honors.
- Scored season-high 37 points on Sept. 17 vs PHX—the most by a WNBA player in the 2021 season.

## 2020 (SEATTLE)

- Scored 2,000th career point on Aug. 12 vs Atlanta, becoming the fifth-youngest player to reach the milestone (24 years, 305 days).

## 2019 (SEATTLE)

- Missed seven games after suffering ankle injury on June 23 at Las Vegas.

## 2017 (SEATTLE)

- Ranked ninth in scoring, 11th in minutes played (31.1 mpg), 13th in steals, and 17th in assists.

## 2015 (SEATTLE)

- Led all WNBA rookies in scoring and minutes, fourth in rebounds and fifth in assists.

## INTERNATIONAL

- 2020 and 2024 Olympic gold medalist
- 2018 and 2022 FIBA World Cup gold medalist.
- First person in history to claim golds at both the 3x3 and 5x5 FIBA World Cups.
- 2014 FIBA 3x3 World Cup gold medalist, was the second-leading scorer among all players in the 24-team tournament (7.3 ppg), and added a bronze in the individual skills competition at the event

## OFFSEASON

- Played at least a portion of five seasons (2025-19 and 2025-26) overseas in China, South Korea, Spain and Turkey.
- Competed for Mist BC in the 2025 Unrivaled

## COLLEGIATE HIGHLIGHTS

- A three-year collegiate standout, led her teams to three-straight Final Fours, while also claiming three conference regular season and three tournament titles.
- 2014 and 2015 All-American
- 2015 espnW National and ACC Player of the Year
- 2014 ACC Tournament MVP.
- 2013 USBWA National and Big East Freshman of the Year

## PERSONAL

- Hails from Lincolnwood, Illinois.
- Daughter of Gwendolyn Davis-Loyd and Calvin Loyd.
- Had her number retired by Niles West High School, the first number retired in school history.
- Older brother, Jarryd, played pro basketball overseas.
- Enjoys playing tennis, piano, cooking and watching soccer.

## RECORD WITH/OUT

| Year          | Games Missed | Record With    | Record Without |
|---------------|--------------|----------------|----------------|
| 2015          | 0            | 10-24          | 0-0            |
| 2016          | 0            | 16-18          | 0-0            |
| 2017          | 0            | 15-19          | 0-0            |
| 2018          | 0            | 26-8           | 0-0            |
| 2019          | 7            | 14-13          | 4-3            |
| 2020          | 0            | 18-4           | 0-0            |
| 2021          | 1            | 20-11          | 1-0            |
| 2022          | 0            | 22-14          | 0-0            |
| 2023          | 2            | 11-27          | 0-2            |
| 2024          | 3            | 23-14          | 2-1            |
| 2025          | 0            | 30-14          | 0-0            |
| 2026          | 0            | 0-0            | 0-0            |
| <b>Totals</b> | <b>13</b>    | <b>205-166</b> | <b>7-6</b>     |

# JEWELL LOYD • NO. 24

## WNBA RANKINGS

|      | PPG      | RPG       | APG       | SPG       | BPG       | MPG      | FG% | 3G%       | FT%      | PTS  |
|------|----------|-----------|-----------|-----------|-----------|----------|-----|-----------|----------|------|
| 2015 | 28       | ---       | ---       | ---       | ---       | 31       | 29  | ---       | <b>4</b> | REBS |
| 2016 | 8        | ---       | 19        | 16        | ---       | 8        | 33  | 31        | 9        | ASTS |
| 2017 | 9        | ---       | 17        | 13        | ---       | 11       | 30  | <b>12</b> | 17       | STLS |
| 2018 | 16       | <b>30</b> | 14        | 15        | ---       | 19       | --- | 20        | 13       | BLKS |
| 2019 | 23       | ---       | ---       | 14        | ---       | ---      | --- | 34        | <b>4</b> | MINS |
| 2020 | 14       | ---       | 21        | 16        | ---       | 27       | 33  | 20        | 13       |      |
| 2021 | 7        | ---       | <b>12</b> | 7         | ---       | 17       | 34  | 19        | 6        |      |
| 2022 | 10       | ---       | 22        | 28        | ---       | 16       | --- | <b>12</b> | 8        |      |
| 2023 | <b>1</b> | 32        | 20        | <b>30</b> | <b>34</b> | <b>3</b> | --- | 26        | 7        |      |
| 2024 | 6        | 31        | 14        | 13        | ---       | 7        | --- | ---       | 7        |      |
| 2025 | ---      | ---       | ---       | 26        | ---       | 32       | --- | 19        | 23       |      |
| 2026 | ---      | ---       | ---       | ---       | ---       | ---      | --- | ---       | ---      |      |

## 2026 REGULAR SEASON HIGHS

### CAREER REGULAR SEASON HIGHS

|      |       |                    |               |
|------|-------|--------------------|---------------|
| PTS  | 41    | Minnesota          | June 29, 2023 |
| REBS | 11    | Indiana            | May 22, 2024  |
| ASTS | 10    | Chicago            | July 17, 2016 |
| STLS | 5     | 2x, last @ Chicago | Aug. 15, 2021 |
| BLKS | 3     | Dallas             | May 26, 2023  |
| MINS | 42:33 | New York           | May 27, 2022  |

## REGULAR SEASON HIGHS

|      | PTS       | REBS      | ASTS      | STLS     | BLKS     | MIN          | FGM       | FGA       | 3PM      | 3PA       | FTM       | FTA       |
|------|-----------|-----------|-----------|----------|----------|--------------|-----------|-----------|----------|-----------|-----------|-----------|
| 2015 | 21        | 7         | 6         | 2        | 1        | 34:35        | 7         | 16        | 2        | 4         | 14        | 14        |
| 2016 | 32        | 10        | <b>10</b> | <b>5</b> | 2        | 37:38        | 12        | 20        | 4        | 7         | 9         | 10        |
| 2017 | 33        | 7         | 7         | 4        | 2        | 38:15        | 12        | 22        | 4        | 8         | 14        | 16        |
| 2018 | 31        | 10        | 9         | 4        | 2        | 38:32        | 11        | 21        | 5        | 9         | 10        | 10        |
| 2019 | 23        | 7         | 5         | 4        | 1        | 36:23        | 8         | 21        | 5        | 10        | 7         | 7         |
| 2020 | 35        | 7         | 7         | 4        | 1        | 34:56        | 12        | 21        | 5        | 9         | 10        | 12        |
| 2021 | 37        | 8         | 9         | <b>5</b> | 1        | 41:32        | 13        | 30        | 7        | 12        | 10        | 11        |
| 2022 | 38        | 5         | 7         | 4        | 2        | <b>42:33</b> | 13        | 23        | 8        | 14        | 8         | 9         |
| 2023 | <b>41</b> | 10        | 8         | 4        | <b>3</b> | 40:26        | <b>15</b> | <b>35</b> | <b>9</b> | <b>16</b> | 13        | 14        |
| 2024 | 34        | <b>11</b> | 7         | 4        | 2        | 38:29        | 12        | 27        | 6        | 10        | <b>16</b> | <b>17</b> |
| 2025 | 27        | 8         | 5         | 4        | 2        | 34:14        | 8         | 17        | 7        | <b>16</b> | 6         | 6         |
| 2026 | -         | -         | -         | -        | -        | -            | -         | -         | -        | -         | -         | -         |

### 10+ REBOUNDS & ASSISTS GAMES

| YEAR          | REB      | ASTS     | DUB-DUBS |          |
|---------------|----------|----------|----------|----------|
|               | 10+      | 10+      | PT/REB   | PT/AST   |
| 2015          | 0        | 0        | 0        | 0        |
| 2016          | 1        | 1        | 1        | 1        |
| 2017          | 0        | 0        | 0        | 0        |
| 2018          | 1        | 0        | 1        | 0        |
| 2019          | 0        | 0        | 0        | 0        |
| 2020          | 0        | 0        | 0        | 0        |
| 2021          | 0        | 0        | 0        | 0        |
| 2022          | 0        | 0        | 0        | 0        |
| 2023          | 1        | 0        | 1        | 0        |
| 2024          | 2        | 0        | 2        | 0        |
| 2025          | 0        | 0        | 0        | 0        |
| 2026          | 0        | 0        | 0        | 0        |
| <b>Totals</b> | <b>5</b> | <b>1</b> | <b>5</b> | <b>1</b> |

### 10+ POINT GAMES

| YEAR          | SCORING    |            |           |          |
|---------------|------------|------------|-----------|----------|
|               | 10+        | 20+        | 30+       | 40+      |
| 2015          | 18         | 2          | 0         | 0        |
| 2016          | 29         | 13         | 2         | 0        |
| 2017          | 30         | 13         | 1         | 0        |
| 2018          | 28         | 10         | 1         | 0        |
| 2019          | 19         | 3          | 0         | 0        |
| 2020          | 18         | 7          | 2         | 0        |
| 2021          | 26         | 12         | 2         | 0        |
| 2022          | 28         | 11         | 1         | 0        |
| 2023          | 38         | 25         | 12        | 1        |
| 2024          | 35         | 19         | 4         | 0        |
| 2025          | 26         | 7          | 0         | 0        |
| 2026          | 0          | 0          | 0         | 0        |
| <b>Totals</b> | <b>295</b> | <b>122</b> | <b>25</b> | <b>1</b> |

CONTINUED ON NEXT PAGE ...

**MILESTONES REACHED**

| Mark            | Opponent      | Date          | Game # |
|-----------------|---------------|---------------|--------|
| 200th Victory   | @ Chicago     | Aug. 25, 2025 | 366    |
| 1st Point       | Los Angeles   | June 6, 2015  | 1      |
| 100th Point     | @ Atlanta     | July 5, 2015  | 12     |
| 1,000th Point   | Washington    | May 21, 2017  | 71     |
| 5,000th Point   | @ Las Vegas   | June 7, 2024  | 300    |
| 6,000th Point   | Chicago       | Sept. 9, 2025 | 370    |
| 100th Rebound   | San Antonio   | Aug. 28, 2015 | 28     |
| 1,000th Rebound | @ Los Angeles | Aug. 31, 2023 | 286    |
| 100th Assist    | Minnesota     | June 19, 2016 | 47     |
| 500th Assist    | Chicago       | Aug. 10, 2020 | 171    |
| 1,000th Assist  | Las Vegas     | July 10, 2024 | 312    |

**UPCOMING MILESTONES**

| Mark | Category | Current | Needs |
|------|----------|---------|-------|
|------|----------|---------|-------|

**CAREER REGULAR SEASON STATISTICS**

| YEAR   | TM  | G   | GS  | MP    | FGM  | FGA  | FG%  | 3PM | 3PA  | 3P%  | 2PM  | 2PA  | 2P%  | eFG% | FT   | FTA  | FT%  | OR  | DR   | REB  | RPG | A    | S   | B  | TO  | PF  | PTS  | PPG  |
|--------|-----|-----|-----|-------|------|------|------|-----|------|------|------|------|------|------|------|------|------|-----|------|------|-----|------|-----|----|-----|-----|------|------|
| 2015   | SEA | 34  | 23  | 882   | 125  | 304  | .411 | 10  | 48   | .208 | 115  | 256  | .449 | .428 | 104  | 115  | .904 | 33  | 86   | 119  | 3.5 | 66   | 19  | 8  | 68  | 53  | 364  | 10.7 |
| 2016   | SEA | 34  | 34  | 1075  | 195  | 452  | .431 | 40  | 132  | .303 | 155  | 320  | .484 | .476 | 131  | 147  | .891 | 33  | 84   | 117  | 3.4 | 115  | 42  | 10 | 76  | 58  | 561  | 16.5 |
| 2017   | SEA | 34  | 34  | 1059  | 208  | 483  | .431 | 54  | 140  | .386 | 154  | 343  | .449 | .487 | 132  | 153  | .863 | 32  | 76   | 108  | 3.2 | 117  | 43  | 12 | 85  | 62  | 602  | 17.7 |
| 2018   | SEA | 34  | 34  | 1010  | 182  | 430  | .423 | 67  | 181  | .370 | 115  | 249  | .462 | .501 | 97   | 114  | .851 | 42  | 113  | 155  | 4.6 | 126  | 43  | 5  | 65  | 61  | 528  | 15.5 |
| 2019   | SEA | 27  | 21  | 686   | 117  | 299  | .391 | 34  | 101  | .337 | 83   | 198  | .419 | .448 | 64   | 69   | .928 | 11  | 63   | 74   | 2.7 | 54   | 35  | 3  | 52  | 33  | 332  | 12.3 |
| 2020   | SEA | 22  | 22  | 613   | 112  | 253  | .443 | 39  | 100  | .390 | 73   | 153  | .477 | .520 | 77   | 88   | .875 | 14  | 38   | 52   | 2.4 | 70   | 32  | 6  | 41  | 34  | 340  | 15.5 |
| 2021   | SEA | 31  | 31  | 962   | 193  | 459  | .420 | 65  | 173  | .376 | 128  | 286  | .448 | .491 | 104  | 117  | .889 | 24  | 101  | 125  | 4.0 | 117  | 46  | 6  | 71  | 64  | 555  | 17.9 |
| 2022   | SEA | 36  | 36  | 1090  | 201  | 508  | .396 | 84  | 218  | .385 | 117  | 290  | .403 | .478 | 100  | 112  | .893 | 20  | 75   | 95   | 2.6 | 121  | 39  | 7  | 78  | 64  | 586  | 16.3 |
| 2023   | SEA | 38  | 38  | 1344  | 285  | 770  | .370 | 115 | 323  | .356 | 170  | 447  | .380 | .445 | 254  | 286  | .888 | 41  | 137  | 178  | 4.7 | 131  | 38  | 16 | 105 | 63  | 939  | 24.7 |
| 2024   | SEA | 37  | 37  | 1246  | 224  | 622  | .360 | 59  | 215  | .274 | 165  | 407  | .405 | .408 | 222  | 252  | .881 | 26  | 140  | 166  | 4.5 | 135  | 52  | 8  | 85  | 67  | 729  | 19.7 |
| 2025   | LVA | 44  | 25  | 1245  | 166  | 427  | .389 | 100 | 262  | .382 | 66   | 165  | .400 | .506 | 59   | 71   | .831 | 49  | 93   | 142  | 3.2 | 81   | 52  | 11 | 53  | 85  | 491  | 11.2 |
| 2026   | LVA |     |     |       |      |      |      |     |      |      |      |      |      |      |      |      |      |     |      |      |     |      |     |    |     |     |      |      |
| Career |     | 371 | 335 | 11212 | 2008 | 5007 | .401 | 667 | 1893 | .352 | 1341 | 3114 | .431 | .468 | 1344 | 1524 | .882 | 325 | 1006 | 1331 | 3.6 | 1133 | 441 | 92 | 779 | 644 | 6027 | 16.2 |

# JORDAN OBI • No. 5

Guard • 6-1 • Kentucky '26 • Rookie



## WNBA CAREER HIGHLIGHTS

- Selected at No. 44 in the third round of the 2026 WNBA Draft by Las Vegas.

## 2026 (LAS VEGAS)

•

## COLLEGIATE HIGHLIGHTS

- Spent three years at Penn from 2021-24 before sitting out the 2024-25 season due to a lower leg injury.
- Transferred to Kentucky as a graduate student to finish out her collegiate career in 2025-26.
- Two-time All-Ivy selection.

- In 2023-24, averaged career-bests of 14.8 ppg and 7.7 rpg, while shooting 38.6% from 3-point range en route to a 2024 All-Ivy first team nod.
- During her three years at Penn, Obi started all but one of her 83 games.
- Averaged 9.0 ppg and 6.0 rpg while shooting a career-high 51.8% from the floor in aiding Kentucky to a 25-11 mark and the 2025 NCAA Sweet 16.
- Over her four-year collegiate career, averaged 12.3 ppg and 7.1 rpg on 44.5% shooting from the field.

## PERSONAL NOTES

- Hails from Hartford, Connecticut.
- Four-year letterwinner at Choate Rosemary Hall School (Conn.), where she was named All-New England Prep School Athletic Conference Class A in 2020 after earning 2019 All-NEPSAC honorable mention.

## RECORD WITH/OUT

| Year | Games Missed | Record With | Record Without |
|------|--------------|-------------|----------------|
| 2026 | 0            | 0-0         | 0-0            |

## WNBA RANKINGS

|      | PPG | RPG | APG | SPG | BPG | MPG | FG% | 3G% | FT% |
|------|-----|-----|-----|-----|-----|-----|-----|-----|-----|
| 2026 | --- | --- | --- | --- | --- | --- | --- | --- | --- |
|      | --- | --- | --- | --- | --- | --- | --- | --- | --- |

## 2026 REGULAR SEASON / CAREER HIGHS

PTS  
REBS  
ASTS  
STLS  
BLKS  
MINS

## SEASON HIGHS

|      | PTS | REBS | ASTS | STLS | BLKS | MIN | FGM | FGA | 3PM | 3PA | FTM | FTA |
|------|-----|------|------|------|------|-----|-----|-----|-----|-----|-----|-----|
| 2026 | -   | -    | -    | -    | -    | -   | -   | -   | -   | -   | -   | -   |

## MILESTONES REACHED

| Mark        | Opponent | Date | Game # |
|-------------|----------|------|--------|
| 1st Point   |          |      |        |
| 100th Point |          |      |        |

## UPCOMING MILESTONES

| Mark | Category | Current | Needs |
|------|----------|---------|-------|
|------|----------|---------|-------|

## 10+ REBOUNDS & ASSISTS GAMES

|      | REB  | ASTS | DOUBLE-DOUBLES |
|------|------|------|----------------|
| YEAR | 10 + | 10 + | PT/REB         |
| 2026 | 0    | 0    | 0              |

## 10+ POINT GAMES

|      | SCORING |      |
|------|---------|------|
| YEAR | 10 +    | 20 + |
| 2026 | 0       | 0    |

## CAREER REGULAR SEASON STATISTICS

| YEAR | TM | G | GS | MP | FGM | FGA | FG% | 3PM | 3PA | 3P% | 2PM | 2PA | 2P% | eFG% | FT | FTA | FT% | OR | DR | REB | RPG | A | S | B | TO | PF | PTS | PPG |
|------|----|---|----|----|-----|-----|-----|-----|-----|-----|-----|-----|-----|------|----|-----|-----|----|----|-----|-----|---|---|---|----|----|-----|-----|
| 2026 |    |   |    |    |     |     |     |     |     |     |     |     |     |      |    |     |     |    |    |     |     |   |   |   |    |    |     |     |

# CHEYENNE PARKER-TYUS • No. 32

Forward • 6-4 • Middle Tennessee '15 • 12th Year



## WNBA CAREER HIGHLIGHTS

- 2025 WNBA champion
- Selected No. 5 by Chicago in the 2015 WNBA Draft
- 2023 WNBA All-Star

## 2025 (LAS VEGAS)

- Returned to the court Sept. 9 against Chicago after giving birth to her second child in July; played in the final two games of the season.

## 2024 (ATLANTA)

- Started 11 of 25 games while posting 9.2 ppg and 4.8 rpg prior to suffering a left ankle injury against Connecticut on Aug. 18, and was sidelined the remainder of the season.

## 2023 (ATLANTA)

- Competed in her first All-Star Game.
- Scored a career-high 29 points against Seattle on Aug. 18.

## 2021 (ATLANTA)

- Missed the first six games of the season after testing positive for COVID-19 and was out the final 13 games after announcing her pregnancy on July 14 [in The Players' Tribune](#).

## 2020 (CHICAGO)

- Grabbed a career-best 15 rebounds against Minnesota on Sept. 2.

## 2017 (CHICAGO)

- Missed the final 11 games of the season due to a right ankle injury.

## OFFSEASON

- Competed professionally overseas in China, France, Italy, Poland and South Korea.

## COLLEGIATE HIGHLIGHTS

- Played her first three years at High Point University before transferring to Middle Tennessee State University

- Averaged 18.6 ppg, 11.0 rpg and 4.0 bpg as a senior in 2014-15.
- 2012 and 2013 Big South Player of the Year
- 2013 All-Big South first team
- 2011 Big South All-Freshman Team.

## PERSONAL

- Married to Keevin Tyus, the couple have one daughter, Naomi, born in December 2021, and one son, Yoshua, born in July 2025.
- Originally from New York, moved to High Point, North Carolina, in elementary school.

## RECORD WITH/OUT

| Year          | Games     |                | Record       |         |
|---------------|-----------|----------------|--------------|---------|
|               | Missed    | With           | With         | Without |
| 2015          | 4         | 17-13          | 4-0          |         |
| 2016          | 9         | 14-11          | 4-5          |         |
| 2017          | 11        | 8-15           | 4-7          |         |
| 2018          | 0         | 13-21          | 0-0          |         |
| 2019          | 0         | 20-14          | 0-0          |         |
| 2020          | 2         | 10-10          | 2-0          |         |
| 2021          | 19        | 2-11           | 6-13         |         |
| 2022          | 0         | 14-22          | 0-0          |         |
| 2023          | 0         | 19-21          | 0-0          |         |
| 2024          | 15        | 9-16           | 6-9          |         |
| 2025          | 0         | 2-0            | 0-0          |         |
| 2026          | 0         | 0-0            | 0-0          |         |
| <b>Totals</b> | <b>60</b> | <b>128-154</b> | <b>26-34</b> |         |

## SEASON HIGHS

|      | PTS | REBS | ASTS | STLS | BLKS | MIN   | FGM | FGA | 3PM | 3PA | FTM | FTA |
|------|-----|------|------|------|------|-------|-----|-----|-----|-----|-----|-----|
| 2015 | 8   | 7    | 2    | 1    | 4    | 22:31 | 4   | 6   | 0   | 0   | 2   | 3   |
| 2016 | 15  | 10   | 2    | 2    | 2    | 30:44 | 6   | 10  | 0   | 1   | 3   | 6   |
| 2017 | 11  | 7    | 3    | 2    | 3    | 22:30 | 4   | 7   | 0   | 2   | 5   | 6   |
| 2018 | 20  | 13   | 3    | 3    | 4    | 30:03 | 9   | 15  | 2   | 3   | 10  | 12  |
| 2019 | 22  | 12   | 3    | 3    | 6    | 29:41 | 9   | 16  | 2   | 2   | 8   | 9   |
| 2020 | 24  | 15   | 3    | 4    | 4    | 31:21 | 10  | 17  | 3   | 4   | 12  | 12  |
| 2021 | 18  | 7    | 5    | 5    | 2    | 28:12 | 7   | 14  | 3   | 4   | 6   | 6   |
| 2022 | 21  | 13   | 5    | 4    | 4    | 34:38 | 10  | 17  | 2   | 5   | 8   | 9   |
| 2023 | 29  | 14   | 4    | 4    | 4    | 37:58 | 10  | 20  | 3   | 4   | 11  | 12  |
| 2024 | 18  | 9    | 5    | 3    | 2    | 29:21 | 7   | 13  | 1   | 4   | 7   | 8   |
| 2025 | 8   | 0    | 0    | 0    | 0    | 7:54  | 3   | 5   | 0   | 1   | 2   | 2   |
| 2026 | -   | -    | -    | -    | -    | -     | -   | -   | -   | -   | -   | -   |

# CHEYENNE PARKER-TYUS • No. 32

## WNBA RANKINGS

|      | PPG       | RPG       | APG | SPG       | BPG      | MPG | FG%      | 3G% | FT%      |
|------|-----------|-----------|-----|-----------|----------|-----|----------|-----|----------|
| 2015 | ---       | ---       | --- | ---       | 22       | --- | ---      | --- | ---      |
| 2016 | ---       | ---       | --- | ---       | ---      | --- | ---      | --- | ---      |
| 2017 | ---       | ---       | --- | ---       | ---      | --- | ---      | --- | ---      |
| 2018 | ---       | 22        | --- | ---       | 14       | --- | 9        | --- | ---      |
| 2019 | ---       | 21        | --- | ---       | 12       | --- | 21       | --- | 15       |
| 2020 | 24        | 17        | --- | <b>22</b> | 11       | --- | <b>5</b> | --- | 19       |
| 2021 | ---       | ---       | --- | ---       | ---      | --- | ---      | --- | ---      |
| 2022 | 33        | 18        | --- | ---       | 14       | --- | 13       | --- | 32       |
| 2023 | <b>22</b> | <b>13</b> | --- | 25        | <b>6</b> | --- | 17       | --- | 26       |
| 2024 | ---       | ---       | --- | ---       | ---      | --- | ---      | --- | <b>6</b> |
| 2025 | ---       | ---       | --- | ---       | ---      | --- | ---      | --- | ---      |
| 2026 | ---       | ---       | --- | ---       | ---      | --- | ---      | --- | ---      |

## 2026 REGULAR SEASON HIGHS

PTS  
REBS  
ASTS  
STLS  
BLKS  
MINS

## CAREER REGULAR SEASON HIGHS

|      |       |                   |               |
|------|-------|-------------------|---------------|
| PTS  | 29    | Chicago           | Aug. 18, 2023 |
| REBS | 15    | Minnesota         | Sept. 2, 2020 |
| ASTS | 5     | 7x, last @ Dallas | July 5, 2024  |
| STLS | 5     | Minnesota         | June 23, 2021 |
| BLKS | 6     | @ Minnesota       | Aug. 27, 2019 |
| MINS | 37:58 | @ Los Angeles     | Aug. 12, 2023 |

## MILESTONES REACHED

| Mark            | Opponent      | Date      | Game # |
|-----------------|---------------|-----------|--------|
| 1st Point       | Indiana       | 6/5/2015  | 1      |
| 1,000th Point   | Seattle       | 8/10/2020 | 154    |
| 2,000th Point   | Seattle       | 7/12/2023 | 234    |
| 100th Assist    | Seattle       | 8/29/2020 | 160    |
| 500th Rebound   | @ Los Angeles | 6/30/2019 | 124    |
| 1,000th Rebound | Dallas        | 7/30/2022 | 209    |

## UPCOMING MILESTONES

| Mark  | Category | Current | Needs |
|-------|----------|---------|-------|
| 1,500 | Rebounds | 1,424   | 76    |

## 10+ REBOUNDS & ASSISTS GAMES

| YEAR          | REB ASTS DUB-DUBS |          |          |
|---------------|-------------------|----------|----------|
|               | 10+               | 10+      | PT/REB   |
| 2015          | 0                 | 0        | 0        |
| 2016          | 1                 | 0        | 1        |
| 2017          | 0                 | 0        | 0        |
| 2018          | 4                 | 0        | 3        |
| 2019          | 6                 | 0        | 3        |
| 2020          | 3                 | 0        | 3        |
| 2021          | 0                 | 0        | 0        |
| 2022          | 5                 | 0        | 5        |
| 2023          | 8                 | 0        | 7        |
| 2024          | 0                 | 0        | 0        |
| 2025          | 0                 | 0        | 0        |
| 2026          | 0                 | 0        | 0        |
| <b>Totals</b> | <b>0</b>          | <b>0</b> | <b>0</b> |

## 10+ POINT GAMES

| YEAR          | SCORING    |           |
|---------------|------------|-----------|
|               | 10+        | 20+       |
| 2015          | 0          | 0         |
| 2016          | 3          | 0         |
| 2017          | 2          | 0         |
| 2018          | 18         | 3         |
| 2019          | 12         | 2         |
| 2020          | 12         | 4         |
| 2021          | 8          | 0         |
| 2022          | 25         | 3         |
| 2023          | 32         | 10        |
| 2024          | 11         | 0         |
| 2025          | 0          | 0         |
| 2026          | 0          | 0         |
| <b>Totals</b> | <b>123</b> | <b>22</b> |

## CAREER REGULAR SEASON STATISTICS

| YEAR          | TM  | G          | GS         | MP          | FGM        | FGA         | FG%         | 3PM       | 3PA        | 3P%         | 2PM        | 2PA         | 2P%         | eFG%        | FT         | FTA        | FT%         | OR         | DR         | REB         | RPG        | A          | S          | B          | TO         | PF         | PTS         | PPG        |  |
|---------------|-----|------------|------------|-------------|------------|-------------|-------------|-----------|------------|-------------|------------|-------------|-------------|-------------|------------|------------|-------------|------------|------------|-------------|------------|------------|------------|------------|------------|------------|-------------|------------|--|
| 2015          | CHI | 30         | 0          | 279         | 28         | 70          | .400        | 0         | 0          | ---0        | 28         | 70          | .400        | .400        | 10         | 26         | .385        | 30         | 44         | 74          | 2.5        | 6          | 7          | 21         | 16         | 40         | 66          | 2.2        |  |
| 2016          | CHI | 25         | 7          | 315         | 42         | 83          | .506        | 0         | 1          | .000        | 42         | 82          | .512        | .506        | 17         | 32         | .531        | 35         | 46         | 81          | 3.2        | 6          | 12         | 5          | 19         | 42         | 101         | 4.0        |  |
| 2017          | CHI | 23         | 0          | 286         | 32         | 69          | .464        | 0         | 3          | .000        | 32         | 66          | .485        | .464        | 23         | 36         | .639        | 31         | 47         | 78          | 3.4        | 13         | 8          | 15         | 21         | 38         | 87          | 3.8        |  |
| 2018          | CHI | 34         | 5          | 670         | 128        | 241         | .531        | 6         | 19         | .316        | 122        | 222         | .550        | .544        | 77         | 108        | .713        | 60         | 136        | 196         | 5.8        | 23         | 19         | 36         | 48         | 94         | 339         | 10.0       |  |
| 2019          | CHI | 34         | 0          | 670         | 107        | 233         | .459        | 5         | 18         | .278        | 102        | 215         | .474        | .470        | 80         | 95         | .842        | 62         | 135        | 197         | 5.8        | 30         | 25         | 42         | 45         | 81         | 299         | 8.8        |  |
| 2020          | CHI | 20         | 13         | 497         | 97         | 175         | .554        | 15        | 32         | .469        | 82         | 143         | .573        | .597        | 58         | 68         | .853        | 47         | 81         | 128         | 6.4        | 30         | 26         | 18         | 55         | 63         | 267         | 13.4       |  |
| 2021          | ATL | 13         | 11         | 270         | 50         | 110         | .455        | 10        | 30         | .333        | 40         | 80          | .500        | .500        | 22         | 28         | .786        | 13         | 45         | 58          | 4.5        | 16         | 15         | 12         | 17         | 28         | 132         | 10.2       |  |
| 2022          | ATL | 36         | 35         | 942         | 176        | 352         | .500        | 12        | 55         | .218        | 164        | 297         | .552        | .517        | 62         | 78         | .795        | 59         | 163        | 222         | 6.2        | 71         | 37         | 32         | 72         | 98         | 426         | 11.8       |  |
| 2023          | ATL | 40         | 38         | 1066        | 232        | 481         | .482        | 15        | 54         | .278        | 217        | 427         | .508        | .498        | 121        | 146        | .829        | 87         | 180        | 267         | 6.7        | 71         | 43         | 59         | 90         | 114        | 600         | 15.0       |  |
| 2024          | ATL | 25         | 11         | 492         | 83         | 187         | .444        | 3         | 14         | .214        | 80         | 173         | .462        | .452        | 62         | 70         | .886        | 31         | 90         | 121         | 4.8        | 37         | 21         | 9          | 52         | 60         | 231         | 9.2        |  |
| 2025          | LVA | 2          | 0          | 14          | 5          | 8           | .625        | 1         | 2          | .500        | 4          | 6           | .667        | .688        | 5          | 6          | .833        | 0          | 2          | 2           | 1.0        | 0          | 0          | 0          | 1          | 2          | 16          | 8.0        |  |
| 2026          | LVA |            |            |             |            |             |             |           |            |             |            |             |             |             |            |            |             |            |            |             |            |            |            |            |            |            |             |            |  |
| <b>Career</b> |     | <b>282</b> | <b>120</b> | <b>5501</b> | <b>980</b> | <b>2009</b> | <b>.488</b> | <b>67</b> | <b>228</b> | <b>.294</b> | <b>913</b> | <b>1781</b> | <b>.513</b> | <b>.504</b> | <b>537</b> | <b>693</b> | <b>.775</b> | <b>455</b> | <b>969</b> | <b>1424</b> | <b>5.0</b> | <b>303</b> | <b>213</b> | <b>249</b> | <b>436</b> | <b>660</b> | <b>2564</b> | <b>9.1</b> |  |

# NALYSSA SMITH • No. 3

Forward • 6-4 • Baylor '22 • 5th Year



## WNBA CAREER HIGHLIGHTS

- 2025 WNBA Champion
- 2022 WNBA All-Rookie Team.
- Selected No. 2 in the 2022 WNBA Draft by the Indiana Fever.
- Signed with the Dallas Wings on Feb. 2, 2025, before being traded to the Aces on June 30.

## 2026 (LAS VEGAS)

•

## 2025 (LAS VEGAS/DALLAS)

- Played in 45 games, the most ever of any WNBA player in a single season.
- Missed the Sept. 7 game against Chicago due to concussion protocols.
- Put up 4 points and 7 rebounds in her first game with the Aces on July 3 at Indiana.

## 2023 (INDIANA)

- Scored a career-high 30 points at Dallas on Sept. 3.

## 2022 (INDIANA)

- Grabbed a career-high 17 rebounds at New York on May 13.
- Was an All-Rookie selection after averaging 13.5 points and 7.9 rebounds per game in 32 games as a starter.

## USA BASKETBALL

- A gold medalist on the 2018 USA U18 National Team and bronze medalist on the 2022 USA 3x3 AmeriCup squad.

## OFFSEASON

- Played overseas for Turkish giant Galatasaray in 2023-24.
- Played for Zhejiang in China in 2024-25, prior to joining Unrivaled, under a relief player contract.
- At Unrivaled, Smith played for the Mist BC alongside Jewell Loyd.
- Won Athletes Unlimited in 2023 and returned to play AU in 2026.

## COLLEGIATE HIGHLIGHTS

- Aided Baylor to the 2019 NCAA Championship.
- Was a two-time Associated Press All-American, a Wade Trophy recipient, a two-time John R. Wooden All-American and a two-time WBCA All-American.

## PERSONAL

- Born in San Antonio, Texas, to Rodney and Nikki Smith.

## RECORD WITH/OUT

| Year          | Games     | Record       | Record     |
|---------------|-----------|--------------|------------|
|               | Missed    | With         | Without    |
| 2022          | 4         | 5-27         | 3-1        |
| 2023          | 9         | 11-20        | 4-5        |
| 2024          | 0         | 20-20        | 0-0        |
| 2025*         | 0         | 5-13         | 0-0        |
| 2025#         | 2         | 21-6         | 2-0        |
| 2026          | 0         | 0-0          | 0-0        |
| <b>Totals</b> | <b>15</b> | <b>62-86</b> | <b>9-6</b> |

\*Dallas  
#Las Vegas

# NALYSSA SMITH • No. 3

## WNBA RANKINGS

|      | PPG | RPG | APG | SPG | BPG | MPG | FG% | 3G% | FT% | PTS  |
|------|-----|-----|-----|-----|-----|-----|-----|-----|-----|------|
| 2022 | 23  | 6   | --- | --- | --- | 15  | --- | 14  | --- | REBS |
| 2023 | 20  | 4   | --- | --- | --- | 31  | 18  | --- | --- | ASTS |
| 2024 | --- | 14  | --- | --- | 12  | --- | 20  | --- | --- | STLS |
| 2025 | --- | 24  | --- | --- | 22  | --  | 15  | --- | --- | BLKS |
| 2026 | --- | --- | --- | --- | --- | --- | --- | --- | --- | MINS |

## 2026 REGULAR SEASON HIGHS

## CAREER HIGHS

|      |       |                        |               |
|------|-------|------------------------|---------------|
| PTS  | 30    | @ Dallas               | Sept. 3, 2023 |
| REBS | 17    | @ New York             | May 13, 2022  |
| ASTS | 4     | 6x, last @ Connecticut | May 27, 2025  |
| STLS | 2     | 13x, last vs Atlanta   | July 22, 2025 |
| BLKS | 4     | @ Washington           | June 22, 2025 |
| MINS | 38:24 | Chicago                | July 7, 2022  |

## SEASON HIGHS

|      | PTS | REBS | ASTS | STLS | BLKS | MIN   | FGM | FGA | 3PM | 3PA | FTM | FTA |
|------|-----|------|------|------|------|-------|-----|-----|-----|-----|-----|-----|
| 2022 | 26  | 17   | 4    | 2    | 2    | 38:24 | 11  | 19  | 5   | 7   | 9   | 11  |
| 2023 | 30  | 15   | 4    | 2    | 2    | 36:37 | 12  | 19  | 3   | 6   | 7   | 11  |
| 2024 | 23  | 15   | 3    | 2    | 3    | 34:48 | 10  | 17  | 2   | 4   | 6   | 7   |
| 2025 | 20  | 12   | 4    | 2    | 4    | 32:15 | 6   | 12  | 2   | 2   | 7   | 10  |
| 2026 | -   | -    | -    | -    | -    | -     | -   | -   | -   | -   | -   | -   |

## MILESTONES REACHED

| Mark            | Opponent     | Date      | Game # |
|-----------------|--------------|-----------|--------|
| 1st Point       | @ Washington | 5/6/2022  | 1      |
| 100th Point     | @ Atlanta    | 6/5/2022  | 9      |
| 1,000th Point   | Seattle      | 5/30/2024 | 72     |
| 1,500th Point   | Atlanta      | 7/22/2025 | 128    |
| 1,000th Rebound | Seattle      | 8/8/2025  | 136    |

## UPCOMING MILESTONES

| Mark | Category | Current | Needs |
|------|----------|---------|-------|
|------|----------|---------|-------|

## 10+ REBOUNDS & ASSISTS GAMES


| YEAR          | REB       | ASTS     | DOUBLE-DOUBLES |
|---------------|-----------|----------|----------------|
|               | 10 +      | 10 +     | PT/REB         |
| 2022          | 10        | 0        | 8              |
| 2023          | 14        | 0        | 13             |
| 2024          | 8         | 0        | 7              |
| 2025          | 5         | 0        | 3              |
| 2026          | 0         | 0        | 0              |
| <b>Totals</b> | <b>37</b> | <b>0</b> | <b>31</b>      |

## 10+ POINT GAMES

| YEAR          | SCORING   |           |          |
|---------------|-----------|-----------|----------|
|               | 10 +      | 20 +      | 30+      |
| 2022          | 23        | 5         | 0        |
| 2023          | 26        | 6         | 1        |
| 2024          | 26        | 2         | 0        |
| 2025          | 16        | 1         | 0        |
| 2026          | 0         | 0         | 0        |
| <b>Totals</b> | <b>91</b> | <b>14</b> | <b>1</b> |

## CAREER REGULAR SEASON STATISTICS

| YEAR          | TM  | G          | GS         | MP          | FGM        | FGA         | FG%         | 3PM       | 3PA        | 3P%         | 2PM        | 2PA         | 2P%         | eFG%        | FT         | FTA        | FT%         | OR         | DR         | REB         | RPG        | A          | S         | B         | TO         | PF         | PTS         | PPG         |  |
|---------------|-----|------------|------------|-------------|------------|-------------|-------------|-----------|------------|-------------|------------|-------------|-------------|-------------|------------|------------|-------------|------------|------------|-------------|------------|------------|-----------|-----------|------------|------------|-------------|-------------|--|
| 2022          | IND | 32         | 32         | 983         | 160        | 382         | .419        | 37        | 97         | .381        | 123        | 285         | .432        | .467        | 76         | 123        | .618        | 70         | 183        | 253         | 7.9        | 45         | 15        | 8         | 76         | 93         | 433         | 13.5        |  |
| 2023          | IND | 31         | 28         | 885         | 188        | 394         | .477        | 19        | 67         | .284        | 169        | 327         | .517        | .501        | 84         | 124        | .677        | 64         | 221        | 285         | 9.2        | 44         | 10        | 10        | 84         | 93         | 479         | 15.5        |  |
| 2024          | IND | 40         | 37         | 990         | 168        | 350         | .480        | 14        | 48         | .292        | 154        | 302         | .510        | .500        | 72         | 127        | .567        | 72         | 213        | 285         | 7.1        | 41         | 30        | 39        | 52         | 107        | 422         | 10.6        |  |
| 2025          | DAL | 18         | 15         | 344         | 45         | 106         | .425        | 2         | 11         | .182        | 43         | 95          | .453        | .434        | 29         | 47         | .617        | 29         | 60         | 89          | 4.9        | 14         | 7         | 16        | 17         | 42         | 121         | 6.7         |  |
| 2025          | LVA | 27         | 26         | 612         | 89         | 160         | .556        | 6         | 16         | .375        | 83         | 144         | .576        | .575        | 37         | 61         | .607        | 45         | 97         | 142         | 5.3        | 19         | 18        | 13        | 34         | 89         | 221         | 8.2         |  |
| 2025          | TOT | 45         | 41         | 956         | 134        | 266         | .504        | 8         | 27         | .296        | 126        | 239         | .527        | .519        | 66         | 108        | .611        | 74         | 157        | 231         | 5.1        | 33         | 25        | 29        | 51         | 131        | 342         | 7.6         |  |
| 2026          |     |            |            |             |            |             |             |           |            |             |            |             |             |             |            |            |             |            |            |             |            |            |           |           |            |            |             |             |  |
| <b>Career</b> |     | <b>148</b> | <b>138</b> | <b>3814</b> | <b>650</b> | <b>1392</b> | <b>.467</b> | <b>78</b> | <b>239</b> | <b>.326</b> | <b>572</b> | <b>1153</b> | <b>.496</b> | <b>.495</b> | <b>298</b> | <b>482</b> | <b>.618</b> | <b>280</b> | <b>774</b> | <b>1054</b> | <b>7.1</b> | <b>163</b> | <b>80</b> | <b>86</b> | <b>263</b> | <b>424</b> | <b>1676</b> | <b>11.3</b> |  |



# STEPH TALBOT • No. 7

Forward • 6-2 • Australia • 8th Year

## WNBA CAREER HIGHLIGHTS

- 2021 Commissioner's Cup Championship
- Selected No. 33 by Phoenix in the third round of the 2014 WNBA Draft.
- Selected by Golden State in the 2025 WNBA Expansion Draft.

### 2026 (LAS VEGAS)

•

### 2025 (LAS VEGAS)

- Waived by Golden State on July 13 and signed a rest-of-season contract with New York on July 21.

### 2023 (LOS ANGELES)

- After signing with the Sparks in February, tore her ACL while playing for the WNBL Adelaide Lightning and was sidelined that season.

### 2021 (SEATTLE)

- Recorded career-bests of 5.7 ppg and 48.3% shooting from the field, and finished in the league's top 10 in 3-point percentage (.415). She also was the **only player in 2021 with at least 65 3-point attempts while shooting over 48% from the floor and over 41% from distance.**

### 2014-2016

- Did not play in the WNBA the first three seasons after being drafted; spent 2016 preparing for the Olympics with the Opals, the Australian National Team.

## INTERNATIONAL HIGHLIGHTS

- Three-time Olympian for Australia (2016, 2020, 2024); won a bronze medal at the 2024 Olympics.
- 2018 FIBA World Cup silver medalist
- 2022 FIBA World Cup bronze medalist
- Helped the Opals to a 5-0 finish at the 2026 FIBA World Cup Qualifying Tournament in Türkiye.
- Played for Australia junior teams from 2009-2013 before being called up to the national team for the 2015 FIBA Oceania Championship; has been a mainstay on the Opals roster ever since.
- In all, Talbot has played in three Olympics, two FIBA World Cups, several world qualifying tournaments and zone championships and earned the bronze medal at the 2013 FIBA U19 World Cup.

## OFFSEASON HIGHLIGHTS

- Suited up in 2025-26 for WNBL's Adelaide Lightning, a team she has played for since 2019, and averaged 15.3 ppg, 7.1 rpg, 4.5 apg and 2.0 spg. The 2020 WNBL MVP is a two-time All-WNBL first team (2020, 2022) selection and was the 2013 WNBL Rookie of the Year.
- Also spent time playing professionally in France and Poland.

## PERSONAL

- Born June 15, 1994, in Katherine, in Australia's Northern Territory, calls Kadina, which is located outside Adelaide, home.

## REGULAR SEASON HIGHS

|      | PTS | REBS | ASTS | STLS | BLKS | MIN   | FGM | FGA | 3PM | 3PA | FTM | FTA |
|------|-----|------|------|------|------|-------|-----|-----|-----|-----|-----|-----|
| 2017 | 12  | 7    | 4    | 2    | 1    | 28:45 | 4   | 8   | 3   | 4   | 5   | 6   |
| 2018 | 18  | 6    | 6    | 2    | 3    | 37:29 | 6   | 11  | 3   | 6   | 6   | 6   |
| 2019 | 24  | 6    | 5    | 4    | 1    | 33:27 | 7   | 13  | 5   | 9   | 5   | 6   |
| 2021 | 21  | 8    | 5    | 3    | 3    | 29:01 | 8   | 12  | 4   | 5   | 3   | 4   |
| 2022 | 15  | 14   | 5    | 3    | 2    | 38:10 | 6   | 11  | 3   | 5   | 2   | 3   |
| 2024 | 17  | 11   | 9    | 3    | 3    | 38:34 | 5   | 10  | 4   | 6   | 5   | 8   |
| 2025 | 13  | 10   | 6    | 3    | 3    | 28:13 | 5   | 8   | 3   | 5   | 3   | 5   |
| 2026 | -   | -    | -    | -    | -    | -     | -   | -   | -   | -   | -   | -   |

## RECORD WITH/OUT

| Year          | Games Missed | Record With | Record Without |
|---------------|--------------|-------------|----------------|
| 2017          | 0            | 18-16       | 0-0            |
| 2018          | 3            | 19-12       | 1-2            |
| 2019          | 1            | 18-15       | 0-1            |
| 2021          | 2            | 20-10       | 1-1            |
| 2022          | 2            | 20-14       | 2-0            |
| 2024          | 3            | 8-29        | 0-3            |
| 2025          |              | 20-18       |                |
| 2026          | 0            | 0-0         | 0-0            |
| <b>Totals</b> |              |             |                |

# STEPH TALBOT • No. 7

## WNBA RANKINGS

## 2026 REGULAR SEASON HIGHS

|      | PPG | RPG | APG | SPG | BPG | MPG | FG% | 3G% | FT% | PTS  |
|------|-----|-----|-----|-----|-----|-----|-----|-----|-----|------|
| 2017 | --- | --- | --- | --- | --- | --- | --- | --- | --- | REBS |
| 2018 | --- | --- | --- | --- | --- | --- | --- | --- | --- | ASTS |
| 2019 | --- | --- | --- | --- | --- | --- | --- | 36  | --- | STLS |
| 2021 | --- | --- | --- | --- | --- | --- | --- | 7   | --- | BLKS |
| 2022 | --- | --- | --- | --- | --- | --- | --- | 10  | --- | MINS |
| 2024 | --- | --- | --- | --- | --- | --- | --- | --- | --- |      |
| 2025 | --- | --- | --- | --- | --- | --- | --- | --- | --- |      |
| 2026 | --- | --- | --- | --- | --- | --- | --- | --- | --- |      |

## CAREER HIGHS

|      |       |
|------|-------|
| PTS  | 24    |
| REBS | 14    |
| ASTS | 9     |
| STLS | 4     |
| BLKS | 3     |
| MINS | 38:34 |

## MILESTONES REACHED

| Mark          | Opponent | Date      | Game # |
|---------------|----------|-----------|--------|
| 1st Point     | @        | 5/14/2017 | 1      |
| 100th Point   |          | 7/14/2017 | 18     |
| 500th Point   |          | 6/9/2021  | 108    |
| 1,000th Point |          | 8/12/2025 | 226    |
| 100th Assist  |          | 6/8/2019  | 71     |
| 500th Rebound |          | 8/23/2024 | 188    |

## UPCOMING MILESTONES

| Mark | Category | Current | Needs |
|------|----------|---------|-------|
| 400  | Assists  | 372     | 28    |

## 10+ REBOUNDS & ASSISTS GAMES

| YEAR          | REB      | ASTS     | DUB-DUBS |
|---------------|----------|----------|----------|
|               | 10+      | 10+      | PT/REB   |
| 2017          | 0        | 0        | 0        |
| 2018          | 0        | 0        | 0        |
| 2019          | 0        | 0        | 0        |
| 2021          | 0        | 0        | 0        |
| 2022          | 0        | 0        | 0        |
| 2024          | 1        | 0        | 0        |
| 2025          | 1        | 0        | 0        |
| 2026          | 0        | 0        | 0        |
| <b>Totals</b> | <b>2</b> | <b>0</b> | <b>0</b> |

## 10+ POINT GAMES

| YEAR          | SCORING   |          |
|---------------|-----------|----------|
|               | 10+       | 20+      |
| 2017          | 4         | 0        |
| 2018          | 3         | 0        |
| 2019          | 7         | 1        |
| 2021          | 4         | 1        |
| 2022          | 4         | 0        |
| 2024          | 4         | 0        |
| 2025          | 5         | 0        |
| 2026          | 0         | 0        |
| <b>Totals</b> | <b>31</b> | <b>2</b> |

## CAREER REGULAR SEASON STATISTICS

| YEAR          | TM   | G          | GS        | MP          | FGM        | FGA        | FG%         | 3PM        | 3PA        | 3P%         | 2PM        | 2PA        | 2P%         | eFG%        | FT         | FTA        | FT%         | OR         | DR         | REB        | RPG        | A          | S          | B         | TO         | PF         | PTS         | PPG        |
|---------------|--|------------|-----------|-------------|------------|------------|-------------|------------|------------|-------------|------------|------------|-------------|-------------|------------|------------|-------------|------------|------------|------------|------------|------------|------------|-----------|------------|------------|-------------|------------|
| 2014          | Did not play in WNBA                                   |            |           |             |            |            |             |            |            |             |            |            |             |             |            |            |             |            |            |            |            |            |            |           |            |            |             |            |
| 2015          | Did not play in WNBA                                   |            |           |             |            |            |             |            |            |             |            |            |             |             |            |            |             |            |            |            |            |            |            |           |            |            |             |            |
| 2016          | Sat out of season to train with Australia Olympic Team |            |           |             |            |            |             |            |            |             |            |            |             |             |            |            |             |            |            |            |            |            |            |           |            |            |             |            |
| 2017          | PHO  | 34         | 24        | 609         | 51         | 123        | .415        | 16         | 42         | .381        | 35         | 81         | .432        | .480        | 30         | 46         | .652        | 29         | 62         | 91         | 2.7        | 55         | 24         | 9         | 30         | 66         | 148         | 4.4        |
| 2018          | PHO  | 31         | 8         | 453         | 39         | 84         | .464        | 17         | 44         | .386        | 22         | 40         | .550        | .565        | 19         | 21         | .905        | 25         | 35         | 60         | 1.9        | 41         | 14         | 10        | 27         | 51         | 114         | 3.7        |
| 2019          | MIN  | 33         | 10        | 561         | 57         | 154        | .370        | 31         | 95         | .326        | 26         | 59         | .441        | .471        | 27         | 31         | .871        | 18         | 61         | 79         | 2.4        | 41         | 30         | 9         | 42         | 37         | 172         | 5.2        |
| 2020          | Opted out of the 2020 'Wubble' season                  |            |           |             |            |            |             |            |            |             |            |            |             |             |            |            |             |            |            |            |            |            |            |           |            |            |             |            |
| 2021          | SEA  | 30         | 9         | 538         | 69         | 143        | .483        | 27         | 65         | .415        | 42         | 78         | .538        | .577        | 6          | 8          | .750        | 12         | 74         | 86         | 2.9        | 48         | 14         | 13        | 49         | 58         | 171         | 5.7        |
| 2022          | SEA  | 34         | 1         | 548         | 64         | 138        | .464        | 29         | 73         | .397        | 35         | 65         | .538        | .569        | 14         | 24         | .583        | 23         | 84         | 107        | 3.1        | 45         | 23         | 11        | 36         | 44         | 171         | 5.0        |
| 2023          | DNP--Injured   |            |           |             |            |            |             |            |            |             |            |            |             |             |            |            |             |            |            |            |            |            |            |           |            |            |             |            |
| 2024          | LAS  | 37         | 10        | 600         | 49         | 124        | .395        | 13         | 50         | .260        | 36         | 74         | .486        | .448        | 20         | 29         | .690        | 21         | 80         | 101        | 2.7        | 76         | 19         | 17        | 37         | 51         | 131         | 3.5        |
| 2025          | *TOT   | 38         | 10        | 541         | 39         | 104        | .375        | 16         | 56         | .286        | 23         | 48         | .479        | .452        | 18         | 28         | .643        | 26         | 75         | 101        | 2.7        | 66         | 19         | 6         | 40         | 43         | 112         | 2.9        |
| 2026          | LVA  |            |           |             |            |            |             |            |            |             |            |            |             |             |            |            |             |            |            |            |            |            |            |           |            |            |             |            |
| <b>Career</b> |  | <b>237</b> | <b>72</b> | <b>3850</b> | <b>368</b> | <b>870</b> | <b>.423</b> | <b>149</b> | <b>425</b> | <b>.351</b> | <b>219</b> | <b>445</b> | <b>.492</b> | <b>.509</b> | <b>134</b> | <b>187</b> | <b>.717</b> | <b>154</b> | <b>471</b> | <b>625</b> | <b>2.6</b> | <b>372</b> | <b>143</b> | <b>75</b> | <b>261</b> | <b>350</b> | <b>1019</b> | <b>4.3</b> |

\*Played 16 games for Golden State and 22 for New York in 2025.



# BRIANNA TURNER • No. 21

Forward/Center • 6-3 • Notre Dame '19 • 8th Year

## 2021 (PHOENIX)

- Finished in the top 10 among league leaders in total offensive rebounds (78), total defensive rebounds (224), rebounds per game (9.4), total blocked shots (42) and blocks per game (1.3).
- Helped lead Phoenix to the WNBA Finals; started all 11 playoff games and averaged 8.5 ppg, 9.9 rpg, 2.5 apg, 1.3 spg and 1.9 bpg, while shooting 54.8% from the field.

## 2020 (PHOENIX)

- Ranked second in the league in total blocks (43) and blocks per game (2.0).

## USA BASKETBALL HIGHLIGHTS

- Won five gold medals playing for USA Basketball junior teams, including at the 2012 FIBA U17 World Cup, 2013 U19 World Cup and 2014 FIBA U18 AmeriCup; and in 3x3 at the 2012 and 2013 FIBA 3x3 U18 World Cups.

## WNBA OFFSEASON

- Played overseas in Australia, Italy, Russia and Turkey and most recently participated in Athlete Unlimited's 2026 season.

## COLLEGIATE HIGHLIGHTS

- The four-year Notre Dame standout helped lead the Fighting Irish to the 2018 NCAA championship, playing alongside Aces guard Jackie Young.
- Two-time All-American
- Three-time ACC Defensive Player of the Year
- Three-time ACC All-Defensive Team
- 2015 ACC Rookie of the Year.

## PERSONAL

- Hails from Pearland, Texas.
- Born July 5, 1996.

## WNBA CAREER HIGHLIGHTS

- 2020 and 2021 WNBA All-Defensive first team.
- 2019 All-Rookie Team.
- Selected No. 11 by Atlanta in the 2019 WNBA Draft.

## 2026 (LAS VEGAS)

- 

## 2025 (INDIANA)

- Helped Indiana advance to the WNBA Semifinals; came off the bench in all 8 playoff contests and contributed 2.4 ppg and 3.5 rpg.

## REGULAR SEASON HIGHS

|      | PTS | REBS | ASTS | STLS | BLKS | MIN   | FGM | FGA | 3PM | 3PA | FTM | FTA |
|------|-----|------|------|------|------|-------|-----|-----|-----|-----|-----|-----|
| 2019 | 12  | 14   | 3    | 2    | 6    | 35:07 | 6   | 9   | 0   | 0   | 5   | 6   |
| 2020 | 16  | 21   | 5    | 4    | 6    | 42:48 | 8   | 11  | 0   | 1   | 6   | 6   |
| 2021 | 15  | 17   | 6    | 3    | 4    | 39:08 | 6   | 12  | 0   | 1   | 4   | 5   |
| 2022 | 11  | 14   | 7    | 3    | 5    | 43:54 | 5   | 7   | 0   | 0   | 3   | 4   |
| 2023 | 11  | 13   | 3    | 5    | 4    | 37:06 | 5   | 5   | 0   | 0   | 2   | 2   |
| 2024 | 8   | 9    | 3    | 3    | 3    | 34:38 | 6   | 6   | 0   | 0   | 1   | 2   |
| 2025 | 4   | 6    | 4    | 1    | 2    | 20:40 | 3   | 3   | 0   | 1   | 2   | 2   |
| 2026 | -   | -    | -    | -    | -    | -     | -   | -   | -   | -   | -   | -   |

## RECORD WITH/OUT

| Year          | Games Missed | Record With   | Record Without |
|---------------|--------------|---------------|----------------|
| 2019          | 5            | 11-18         | 4-1            |
| 2020          | 0            | 13-9          | 0-0            |
| 2021          | 0            | 19-13         | 0-0            |
| 2022          | 1            | 15-20         | 0-1            |
| 2023          | 0            | 9-31          | 0-0            |
| 2024          | 13           | 10-17         | 3-10           |
| 2025          | 17           | 15-12         | 9-8            |
| 2026          | 0            | 0-0           | 0-0            |
| <b>Totals</b> | <b>36</b>    | <b>92-104</b> | <b>16-20</b>   |

# BRIANNA TURNER • No. 21

## WNBA RANKINGS

|      | PPG | RPG | APG | SPG | BPG | MPG | FG% | 3G% | FT% | PTS  |
|------|-----|-----|-----|-----|-----|-----|-----|-----|-----|------|
| 2019 | --- | --- | --- | --- | 21  | --- | --- | --- | --- | REBS |
| 2020 | --- | 7   | --- | 35  | 2   | 27  | 2   | --- | --- | ASTS |
| 2021 | --- | 6   | --- | --- | 8   | 16  | 4   | --- | --- | STLS |
| 2022 | --- | 14  | --- | 19  | 4   | 2   | --- | --- | --- | BLKS |
| 2023 | --- | 16  | --- | 32  | 15  | --- | --- | --- | --- | MINS |
| 2024 | --- | --- | --- | --- | --- | --- | --- | --- | --- |      |
| 2025 | --- | --- | --- | --- | --- | --- | --- | --- | --- |      |
| 2026 | --- | --- | --- | --- | --- | --- | --- | --- | --- |      |

## 2026 REGULAR SEASON HIGHS

## CAREER HIGHS

PTS  
REBS  
ASTS  
STLS  
BLKS  
MINS

## MILESTONES REACHED

| Mark            | Opponent | Date      | Game # |
|-----------------|----------|-----------|--------|
| 1st Point       |          | 6/14/2019 | 6      |
| 100th Point     |          | 9/1/2019  | 26     |
| 500th Point     |          | 9/8/2021  | 80     |
| 500th Rebound   |          | 8/17/2021 | 72     |
| 1,000th Rebound |          | 7/30/2023 | 142    |
| 100th Block     |          | 8/25/2021 | 75     |

## UPCOMING MILESTONES

| Mark  | Category | Current | Needs |
|-------|----------|---------|-------|
| 1,000 | Points   | 879     | 121   |

## 10+ REBOUNDS & ASSISTS GAMES

| YEAR          | REB       |          | DUB-DUBS  |
|---------------|-----------|----------|-----------|
|               | 10+       | 20+      | PT/REB    |
| 2019          | 3         | 0        | 0         |
| 2020          | 9         | 1        | 4         |
| 2021          | 12        | 0        | 6         |
| 2022          | 6         | 0        | 1         |
| 2023          | 5         | 0        | 0         |
| 2024          | 0         | 0        | 0         |
| 2025          | 0         | 0        | 0         |
| 2026          | 0         | 0        | 0         |
| <b>Totals</b> | <b>30</b> | <b>1</b> | <b>11</b> |

## 10+ POINT GAMES

| YEAR          | SCORING   |          |
|---------------|-----------|----------|
|               | 10+       | 20+      |
| 2019          | 4         | 0        |
| 2020          | 5         | 0        |
| 2021          | 10        | 0        |
| 2022          | 3         | 0        |
| 2023          | 1         | 0        |
| 2024          | 0         | 0        |
| 2025          | 0         | 0        |
| 2026          | 0         | 0        |
| <b>Totals</b> | <b>23</b> | <b>0</b> |

## CAREER REGULAR SEASON STATISTICS

| YEAR          | TM  | G          | GS         | MP          | FGM        | FGA        | FG%         | 3PM      | 3PA      | 3P%         | 2PM        | 2PA        | 2P%         | eFG%        | FT         | FTA        | FT%         | OR         | DR         | REB         | RPG        | A          | S          | B          | TO         | PF         | PTS        | PPG        |
|---------------|-----|------------|------------|-------------|------------|------------|-------------|----------|----------|-------------|------------|------------|-------------|-------------|------------|------------|-------------|------------|------------|-------------|------------|------------|------------|------------|------------|------------|------------|------------|
| 2019          | PHO | 29         | 12         | 462         | 49         | 91         | .538        | 0        | 0        |             | 49         | 91         | .538        | .538        | 19         | 26         | .731        | 45         | 75         | 120         | 4.1        | 15         | 7          | 21         | 19         | 50         | 117        | 4.0        |
| 2020          | PHO | 22         | 22         | 613         | 66         | 114        | .579        | 0        | 1        | .000        | 66         | 113        | .584        | .579        | 27         | 42         | .643        | 57         | 141        | 198         | 9.0        | 39         | 24         | 43         | 31         | 66         | 159        | 7.2        |
| 2021          | PHO | 32         | 32         | 994         | 108        | 195        | .554        | 0        | 1        | .000        | 108        | 194        | .557        | .554        | 33         | 46         | .717        | 78         | 224        | 302         | 9.4        | 56         | 24         | 42         | 47         | 70         | 249        | 7.8        |
| 2022          | PHO | 35         | 35         | 1168        | 68         | 112        | .607        | 0        | 0        |             | 68         | 112        | .607        | .607        | 15         | 30         | .500        | 69         | 169        | 238         | 6.8        | 80         | 44         | 56         | 50         | 80         | 151        | 4.3        |
| 2023          | PHO | 40         | 33         | 1052        | 67         | 103        | .650        | 0        | 0        |             | 67         | 103        | .650        | .650        | 6          | 12         | .500        | 50         | 203        | 253         | 6.3        | 50         | 39         | 44         | 60         | 89         | 140        | 3.5        |
| 2024          | CHI | 27         | 2          | 253         | 16         | 26         | .615        | 0        | 0        |             | 16         | 26         | .615        | .615        | 1          | 2          | .500        | 11         | 42         | 53          | 2.0        | 10         | 9          | 13         | 12         | 28         | 33         | 1.2        |
| 2025          | IND | 27         | 0          | 233         | 13         | 32         | .406        | 0        | 1        | .000        | 13         | 31         | .419        | .406        | 4          | 8          | .500        | 18         | 32         | 50          | 1.9        | 17         | 2          | 8          | 9          | 23         | 30         | 1.1        |
| 2026          | LVA |            |            |             |            |            |             |          |          |             |            |            |             |             |            |            |             |            |            |             |            |            |            |            |            |            |            |            |
| <b>Career</b> |     | <b>212</b> | <b>136</b> | <b>4775</b> | <b>387</b> | <b>673</b> | <b>.575</b> | <b>0</b> | <b>3</b> | <b>.000</b> | <b>387</b> | <b>670</b> | <b>.578</b> | <b>.575</b> | <b>105</b> | <b>166</b> | <b>.633</b> | <b>328</b> | <b>886</b> | <b>1214</b> | <b>5.7</b> | <b>267</b> | <b>149</b> | <b>227</b> | <b>228</b> | <b>406</b> | <b>879</b> | <b>4.1</b> |



# A'JA WILSON • No. 22

Center/Forward • 6-4 • South Carolina '18 • 9th Year

## WNBA CAREER HIGHLIGHTS

- 2022, 2023 & 2025 WNBA Champion
- 2023 & 2025 WNBA Finals M'VP
- 2025, 2024, 2022 & 2020 WNBA M'VP
- 2022, 2023 & 2025 WNBA Defensive Player of the Year
- 2025 TIME Magazine Athlete of the Year.
- 2025 AP Female Athlete of the Year.
- 2020, 2022, 2023, 2024 & 2025 All-WNBA First Team; 2021 All-WNBA Second Team
- 2022, 2023, 2024 & 2025 WNBA All-Defensive First Team; 2020 WNBA All-Defensive Second Team
- 7-time All-Star (2018-19, 2021-2025)
- 2025 TIME Magazine Athlete of the Year
- 2020, 2024 & 2025 AP Player of the Year; 2022, 2023 & 2025 AP Defensive Player of the Year; 2018 AP Rookie of the Year
- 2023, 2022 & 2019 All-Star Team Captain
- 2023 & 2022 WNBA All-Star Leading Vote-Getter
- 2018 WNBA Rookie of the Year (unanimous)
- 2018 WNBA All-Rookie Team
- 13-time Western Conference Player of the Month (Aug. 2025; May, June, July and Sept. 2024; June, July and Aug. 2023; May and July 2022; June 2021; Aug. and Sept. 2020)
- 28-time Western Conference Player of the Week (6 times in 2025, 6 times in 2024, 5 times in 2023, 5 times in 2022, 2 times each in 2019 and 2020, 1 time each in 2018 and 2021)
- 3-time WNBA Rookie of the Month (2018).

## 2026 (LAS VEGAS)

•

## 2025 (LAS VEGAS)

- Swatted her 500th blocked shot on Aug. 6 and is now one of just **10 players in WNBA history with 500 blocked shots**.
- Became the **first player in league history** to record a 30/20 double-double (32 points, 20 caroms vs Connecticut Aug. 10).

- On Aug. 8, became the **4th player in WNBA history, and youngest and fastest**, with at least 5,000 points, 2,000 rebounds, 500 assists, 500 blocks and 300 steals.
- On July 22 against Atlanta, became the **7th player in league history to record 5,000 points, 2,000 rebounds, 500 assists, 400 blocked shots and 300 steals**, and was the youngest and fastest to the mark.
- On June 25, became the **28th player in WNBA history to score 5,000 points**. Playing in her 238th game at 28 years and 321 days, was the fastest and second-youngest in history to do so.

## 2024 (LAS VEGAS)

- Became the first player in WNBA history to score 1'000 points in a single season.
- Became the 4th player to earn three M'VP awards
- First player in league history to lead the W in points, rebounds and blocked shots in a season.
- Opened the year with five-straight 20-point, 10-rebound performances.
- Became the franchise's leading scorer on July 7 and leading rebounder on June 29.

## 2023 (LAS VEGAS)

- Earned WNBA Finals M'VP after averaging 21.3 ppg, 12.5 rpg and 1.3 bpg in the Finals.
- Grabbed a league Finals-record 16 defensive rebounds in Game 4.
- Scored 30 or more points in a WNBA playoff record 3-straight games
- Tied a then-franchise scoring record with 40 points vs. the Mystics on Aug. 11; rewrote the record with a WNBA record-tying 53 points on Aug. 22 at Atlanta.

## 2022 (LAS VEGAS)

- Named WNBA MVP for 2nd time (7th player with multiple MVPs).

## 2020 (LAS VEGAS)

- Named WNBA MVP (5th youngest in history)

## 2019 (LAS VEGAS)

- Missed 8 games due to injury (ankle).

## 2018 (LAS VEGAS)

- Scored the second most points by a rookie (35) in franchise history at Indiana on June 12.

## INTERNATIONAL (USA)

- Led the USA to the gold medal and a 6-0 record at

the 2024 Olympics; averaged team-highs of 18.7 ppg, 10.2 rpg, 1.5 spg and 2.7 bpg, while finishing **ranked 3rd for scoring, 2nd for rebounding and 1st for blocked shots among the 12-team field**.

- 2020 Olympic gold medalist
- 2022, 2018 FIBA World Cup gold medalist & 2022 FIBA World Cup M'VP.
- 2013 & 2015 FIBA U19 World Cup gold medalist & 2015 FIBA U19 M'VP
- 2014 FIBA Americas U18 gold medalist

## COLLEGIATE HIGHLIGHTS

- 2017 NCAA Champion
- 2017 Final Four Most Outstanding Player
- 2018 National Player of the Year (consensus)
- 4-time All-American
- 2-time SEC Defensive Player of the Year

## PERSONAL

- Authored the New York Times bestselling book "Dear Black Girls: How to Be True to You."
- Announced her Nike signature shoe, the A'ONE, on May 11, 2024, in South Carolina.
- Named to the TIME100 as one of the 100 most influential people of 2024.
- Enjoys eating Chipotle and Chik-fil-A
- Father, Roscoe, played professional basketball internationally for 10 years.
- Is a member of the WNBA and WNBPA Social Justice Council.
- First WNBA player to partner with Mountain Dew.

## GO TO A'JA WILSON'S COMPLETE BIO ONLINE

- Online bio includes items such as expanded WNBA statistics, more notes, college, international and USA Basketball statistics, and more!

## SEASON HIGHS

|      | PTS | REBS | ASTS | STLS | BLKS | MIN   | FGM | FGA | 3PM | 3PA | FTM | FTA |
|------|-----|------|------|------|------|-------|-----|-----|-----|-----|-----|-----|
| 2018 | 35  | 16   | 8    | 3    | 7    | 39:32 | 16  | 24  | 0   | 0   | 14  | 18  |
| 2019 | 39  | 12   | 5    | 3    | 7    | 40:52 | 14  | 20  | 0   | 1   | 11  | 14  |
| 2020 | 31  | 16   | 4    | 4    | 5    | 38:52 | 11  | 21  | 0   | 0   | 12  | 12  |
| 2021 | 30  | 15   | 8    | 4    | 3    | 43:18 | 10  | 24  | 1   | 1   | 12  | 12  |
| 2022 | 35  | 16   | 5    | 4    | 5    | 37:56 | 13  | 24  | 3   | 5   | 13  | 15  |
| 2023 | 53  | 15   | 5    | 5    | 6    | 36:27 | 17  | 25  | 1   | 3   | 20  | 21  |
| 2024 | 42  | 20   | 6    | 6    | 6    | 41:28 | 16  | 28  | 3   | 6   | 13  | 14  |
| 2025 | 37  | 20   | 7    | 4    | 5    | 37:41 | 16  | 25  | 3   | 4   | 11  | 14  |
| 2026 | -   | -    | -    | -    | -    | -     | -   | -   | -   | -   | -   | -   |

## RECORD WITH/OUT

| Year          | Games Missed | Record With   | Record Without |
|---------------|--------------|---------------|----------------|
| 2018          | 0            | 14-19         | 0-0            |
| 2019          | 8            | 15-11         | 6-2            |
| 2020          | 0            | 18- 4         | 0-0            |
| 2021          | 0            | 24- 8         | 0-0            |
| 2022          | 0            | 26-10         | 0-0            |
| 2023          | 0            | 34- 6         | 0-0            |
| 2024          | 2            | 25- 12        | 1-1            |
| 2025          | 4            | 29-11         | 1-3            |
| 2026          | 0            | 0-0           | 0-0            |
| <b>Totals</b> | <b>14</b>    | <b>186-81</b> | <b>8-6</b>     |

# A'JA WILSON • NO. 22

## WNBA RANKINGS

|      | PPG      | RPG      | APG       | SPG      | BPG      | MPG      | FG%      | 3G% | FT%       |
|------|----------|----------|-----------|----------|----------|----------|----------|-----|-----------|
| 2018 | 3        | 6        | ---       | ---      | 6        | 16       | 24       | --- | ---       |
| 2019 | 7        | 17       | ---       | ---      | 4        | ---      | ---      | --- | ---       |
| 2020 | 2        | 6        | ---       | 24       | <b>1</b> | 10       | 21       | --- | ---       |
| 2021 | 6        | 8        | <b>21</b> | ---      | 11       | 10       | 21       | --- | <b>10</b> |
| 2022 | 5        | <b>2</b> | ---       | 12       | <b>1</b> | 19       | 12       | 16  | ---       |
| 2023 | 3        | <b>2</b> | ---       | 10       | <b>1</b> | 23       | <b>3</b> | --- | 30        |
| 2024 | <b>1</b> | <b>2</b> | 36        | <b>5</b> | <b>1</b> | <b>4</b> | 7        | --- | 17        |
| 2025 | <b>1</b> | 2        | 27        | 6        | <b>1</b> | 17       | 13       | --- | 17        |
| 2026 | -        | -        | -         | -        | -        | -        | -        | -   | -         |

## 2026 REGULAR SEASON HIGHS

PTS  
REBS  
ASTS  
STLS  
BLKS  
MINS

## CAREER REGULAR SEASON HIGHS

PTS 53 @ Atlanta Aug. 22, 2023  
 REBS 20 2x, last vs Connecticut Aug. 10, 2025  
 ASTS 8 2x, Last @ Dallas July 11, 2021  
 STLS 6 v Dallas June 5, 2024  
 BLKS 7 2x, Last @ Atlanta Sept. 5, 2019  
 MINS 43:18 @ Minnesota June 25, 2021

## MILESTONES REACHED

| Mark            | Opponent       | Date      | Game # |
|-----------------|----------------|-----------|--------|
| 1st Point       | @ Connecticut  | 5/20/2018 | 1      |
| 1,000th Point   | Phoenix        | 8/20/2019 | 53     |
| 2,000th Point   | Washington     | 8/17/2021 | 104    |
| 3,000th Point   | @ Connecticut  | 6/8/2023  | 157    |
| 4,000th Point   | @ Los Angeles  | 6/9/2024  | 198    |
| 5,000th Point   | Connecticut    | 6/25/2025 | 238    |
| 5,500th Point   | Atlanta        | 8/19/2025 | 259    |
| 1,000th Rebound | @ Chicago      | 5/28/2022 | 122    |
| 2,000th Rebound | Atlanta        | 8/30/2024 | 220    |
| 500th Assist    | Washington     | 5/23/2025 | 230    |
| 200th Steal     | Phoenix        | 9/10/2023 | 189    |
| 100th Block     | @ Phoenix      | 9/8/2019  | 59     |
| 500th Block     | @ Golden State | 8/6/2025  | 253    |

## UPCOMING MILESTONES

| Mark  | Category | Current | Needs |
|-------|----------|---------|-------|
| 6,000 | Points   | 5,719   | 281   |
| 2,500 | Rebounds | 2,494   | 6     |

## 10+ REBOUNDS & ASSISTS GAMES

| YEAR          | REB        |          | ASTS     |            | DUB-DUBS |  |
|---------------|------------|----------|----------|------------|----------|--|
|               | 10+        | 20+      | 10+      | PT/REB     | PT/AST   |  |
| 2018          | 10         | 0        | 0        | 10         | 0        |  |
| 2019          | 3          | 0        | 0        | 3          | 0        |  |
| 2020          | 7          | 0        | 0        | 7          | 0        |  |
| 2021          | 17         | 0        | 0        | 17         | 0        |  |
| 2022          | 17         | 0        | 0        | 17         | 0        |  |
| 2023          | 23         | 0        | 0        | 22         | 0        |  |
| 2024          | 23         | 1        | 0        | 23         | 0        |  |
| 2025          | 21         | 1        | 0        | 21         | 0        |  |
| 2026          | 0          | 0        | 0        | 0          | 0        |  |
| <b>Totals</b> | <b>121</b> | <b>2</b> | <b>0</b> | <b>120</b> | <b>0</b> |  |

## 10+ POINT GAMES

| YEAR          | SCORING    |            |           |          |          |
|---------------|------------|------------|-----------|----------|----------|
|               | 10+        | 20+        | 30+       | 40+      | 50+      |
| 2018          | 33         | 18         | 3         | 0        | 0        |
| 2019          | 23         | 7          | 1         | 0        | 0        |
| 2020          | 22         | 15         | 1         | 0        | 0        |
| 2021          | 30         | 14         | 1         | 0        | 0        |
| 2022          | 34         | 20         | 1         | 0        | 0        |
| 2023          | 38         | 29         | 6         | 2        | 1        |
| 2024          | 38         | 34         | 11        | 2        | 0        |
| 2025          | 39         | 25         | 13        | 0        | 0        |
| 2026          | 0          | 0          | 0         | 0        | 0        |
| <b>Totals</b> | <b>257</b> | <b>162</b> | <b>37</b> | <b>4</b> | <b>1</b> |

## CAREER REGULAR SEASON STATISTICS

| YEAR          | TM  | G          | GS         | MP          | FG          | FGA         | FG%         | 3P        | 3PA        | 3P%         | 2P          | 2PA         | 2P%         | eFG%        | FT          | FTA         | FT%         | OR         | DR          | REB         | RPG         | A          | S          | B          | TO         | PF         | PTS         | PPG         |
|---------------|-----|------------|------------|-------------|-------------|-------------|-------------|-----------|------------|-------------|-------------|-------------|-------------|-------------|-------------|-------------|-------------|------------|-------------|-------------|-------------|------------|------------|------------|------------|------------|-------------|-------------|
| 2018 *        | LVA | 33         | 33         | 1010        | 245         | 530         | .462        | 0         | 0          | ----        | 245         | 530         | .462        | .462        | 192         | 248         | .774        | 66         | 198         | 264         | 8.0         | 74         | 27         | 55         | 46         | 68         | 682         | 20.7        |
| 2019 *        | LVA | 26         | 25         | 739         | 158         | 330         | .479        | 0         | 1          | .000        | 158         | 329         | .480        | .479        | 114         | 144         | .792        | 42         | 125         | 167         | 6.4         | 47         | 13         | 45         | 56         | 52         | 430         | 16.5        |
| 2020          | LVA | 22         | 22         | 697         | 166         | 346         | .480        | 0         | 0          | ----        | 166         | 346         | .480        | .480        | 118         | 151         | .781        | 34         | 154         | 188         | 8.5         | 45         | 27         | 44         | 35         | 49         | 450         | 20.5        |
| 2021 *        | LVA | 32         | 32         | 1021        | 207         | 466         | .444        | 1         | 1          | 1.000       | 206         | 465         | .443        | .445        | 169         | 193         | .876        | 63         | 235         | 298         | 9.3         | 98         | 28         | 40         | 46         | 49         | 584         | 18.3        |
| 2022 *        | LVA | 36         | 36         | 1080        | 260         | 519         | .501        | <b>31</b> | <b>83</b>  | .373        | 229         | 436         | .525        | .531        | 152         | 187         | .813        | 66         | 273         | 339         | 9.4         | 75         | 52         | 70         | 61         | 76         | 703         | 19.5        |
| 2023 *        | LVA | <b>40</b>  | <b>40</b>  | 1228        | 335         | 601         | .557        | 9         | 29         | .310        | 326         | 572         | .570        | .565        | 233         | 287         | .812        | 82         | 298         | 380         | 9.5         | 64         | 55         | 89         | 62         | <b>85</b>  | 912         | 22.8        |
| 2024 *        | LVA | 38         | 38         | <b>1308</b> | <b>385</b>  | <b>743</b>  | .518        | 19        | 60         | .317        | <b>366</b>  | <b>683</b>  | .536        | .531        | 232         | 275         | .844        | 79         | <b>372</b>  | <b>451</b>  | <b>11.9</b> | 88         | <b>68</b>  | <b>98</b>  | 48         | 67         | <b>1021</b> | <b>26.9</b> |
| 2025 *        | LVA | <b>40</b>  | <b>40</b>  | 1247        | 332         | 657         | .505        | 25        | 59         | .424        | 307         | 598         | .513        | .524        | <b>248</b>  | <b>290</b>  | .855        | <b>91</b>  | 316         | 407         | 10.2        | <b>122</b> | 64         | 92         | <b>87</b>  | 75         | 937         | 23.4        |
| 2026          | LVA |            |            |             |             |             |             |           |            |             |             |             |             |             |             |             |             |            |             |             |             |            |            |            |            |            |             |             |
| <b>Career</b> |     | <b>267</b> | <b>266</b> | <b>8331</b> | <b>2088</b> | <b>4192</b> | <b>.498</b> | <b>85</b> | <b>233</b> | <b>.365</b> | <b>2003</b> | <b>3959</b> | <b>.506</b> | <b>.508</b> | <b>1458</b> | <b>1775</b> | <b>.821</b> | <b>523</b> | <b>1971</b> | <b>2494</b> | <b>9.3</b>  | <b>613</b> | <b>335</b> | <b>533</b> | <b>442</b> | <b>521</b> | <b>5719</b> | <b>21.4</b> |



# JACKIE YOUNG • No. 0

Guard • 5-11 • Notre Dame '19 • 8th Year

## WNBA CAREER HIGHLIGHTS

- 2022, 2023 & 2025 WNBA Championship
- 2022 WNBA Most Improved Player Award
- 2022 AP Most Improved Player
- 2023 & 2025 All-WNBA Second Team
- 2022, 2023, 2024 & 2025 WNBA All-Star
- AP All-WNBA second team (2023, 2025)
- Western Conference Player of the Week (May 23, 2022)

## 2026 (LAS VEGAS)

## 2025 (LAS VEGAS)

- All-Star Game starter.
- Posted her first career triple-double with 18 points, 11 rebounds and 11 assists at LA on June 29; recorded her second with 10 points, 11 rebounds and 10 assists at Atlanta on Aug. 27.

## 2024 (LAS VEGAS)

- Notched a career-first points/assists double-double with 22 points and 11 assists against LA on May 18.

## 2023 (LAS VEGAS)

- All-Star Game starter.
- Scored a then-career-high 30 points (12-18 FGs, 4-7 3pt FGs, 2-4 FTs) at LA on May 25
- Scored 20 or more points in 15 games
- Had 1 double-double with 24 points and 10 rebounds vs Chicago on Aug. 24.

## 2022 (LAS VEGAS)

- Named WNBA Most Improved Player after improving from 12.2 ppg, 4.1 rpg, 3.2 apg and 25% 3-point shooting to 15.9 ppg, 4.4 rpg, 3.9 apg and 43.1% from 3-point.

## 2021 (LAS VEGAS)

- Her 14 made field goals on September 8 vs. Minnesota were tied for the most in the league that year, and were the most by a WNBA player since the 2018 season.

## 2019 (LAS VEGAS)

- Became the second Notre Dame player to be drafted No. 1 overall (Jewell Loyd)
- Became the third junior to be drafted No. 1 overall (Candace Parker, Tennessee, 2008; Jewell Loyd, Notre Dame, 2015)
- Handed out a then-career-high 10 assists on 2 occasions—vs. Phoenix on August 20, and vs. Indiana on June 29.
- Recorded her first career double-double vs. Phoenix on August 20, handing out 10 assists and grabbing 10 rebounds. She narrowly missed a triple-double after scoring 8 points.
- Averaged 8.3 points, and 4.9 assists, while connecting on 38.9% of her 3-pointers, and 88.1% from the free throw line after the All-Star Break (14 regular season games).

## INTERNATIONAL (USA)

- One of the first two players (Kelsey Plum) to ever earn both 3x3 (2020) and 5x5 (2024) Olympic gold medals.
- Helped the USA to a 5-0 record and first place at the 2026 FIBA World Cup Qualifying Tournament and a 3-0 record and first place in 2024 FIBA Olympic Qualifying Tournament.
- Participated in the 2023 USA National Team training camp and two collegiate exhibition games against Duke and Tennessee; averaged 7.5 ppg, 4.5 apg and 2.0 spg (tied for team high) as the USA went 2-0.

- Invited to attend 2022 USA National Team training camp ahead of the 2022 FIBA World Cup, but did not attend due to the Las Vegas Aces WNBA Finals run.
- Member of the USA 3x3 World Beach Games Team, helped the USA to a 3-1 record at the event in Doha, Qatar, losing in the quarterfinals in overtime to Brazil.

## COLLEGIATE CAREER

- 2018 NCAA Champion
- 2019 AP All-America honorable mention
- 2019 ACC Tournament MVP
- 2019 All-ACC second team
- 2017 ACC All-Freshman Team
- Hit the game-tying jumper with 45 seconds remaining in the 2018 national championship game vs Mississippi State, knotting the score at 58-all. Also secured the steal with three seconds left that set-up Arike Ogunbowale's game-winning shot.

## HIGH SCHOOL CAREER

- 2016 Naismith Player of the Year
- 2016 Indiana's Miss Basketball

## PERSONAL

- Hails from Princeton, Indiana
- Has played professionally in the offseason in Australia, Israel and Turkey.

## GO TO JACKIE YOUNG'S COMPLETE BIO ONLINE

- Online bio includes items such as expanded WNBA statistics, more notes, college, international and USA Basketball statistics, and more!

## RECORD WITH/OUT

| Year          | Games Missed | Record With   | Record Without |
|---------------|--------------|---------------|----------------|
| 2019          | 0            | 21-13         | 0-0            |
| 2020          | 0            | 18-4          | 0-0            |
| 2021          | 0            | 24-8          | 0-0            |
| 2022          | 2            | 24-10         | 2-0            |
| 2023          | 0            | 34-6          | 0-0            |
| 2024          | 3            | 25-12         | 2-1            |
| 2025          | 0            | 30-14         | 0-0            |
| 2026          | 0            | 0-0           | 0-0            |
| <b>Totals</b> | <b>5</b>     | <b>176-66</b> | <b>4-1</b>     |

# JACKIE YOUNG • No. 0

## WNBA RANKINGS

|      | PPG       | RPG | APG      | SPG       | BPG | MPG      | FG%      | 3G%      | FT%      |
|------|-----------|-----|----------|-----------|-----|----------|----------|----------|----------|
| 2019 | ---       | --- | ---      | ---       | --- | ---      | ---      | ---      | 25       |
| 2020 | ---       | --- | 23       | ---       | --- | ---      | 16       | ---      | 21       |
| 2021 | 25        | --- | 18       | 23        | --- | 11       | 11       | ---      | 21       |
| 2022 | 12        | --- | 14       | <b>13</b> | --- | <b>3</b> | 22       | 3        | 13       |
| 2023 | <b>11</b> | --- | 15       | 14        | --- | 18       | <b>7</b> | <b>2</b> | 16       |
| 2024 | 16        | --- | <b>7</b> | 29        | --- | 12       | ---      | ---      | 11       |
| 2025 | 12        | --- | 11       | 15        | --- | 23       | 25       | ---      | <b>5</b> |
| 2026 | ---       | --- | ---      | ---       | --- | ---      | ---      | ---      | ---      |

## 2026 REGULAR SEASON HIGHS

PTS  
REBS  
ASTS  
STLS  
BLKS  
MINS

## CAREER REGULAR SEASON HIGHS

|      |       |                         |               |
|------|-------|-------------------------|---------------|
| PTS  | 34    | 2x, last vs Los Angeles | June 11, 2025 |
| REBS | 11    | 2x, last @ Atlanta      | Aug. 27, 2025 |
| ASTS | 14    | @ Phoenix               | Sept. 1, 2024 |
| STLS | 5     | @ Golden State          | Aug. 6, 2025  |
| BLKS | 2     | 8x, Last @ Chicago      | Aug. 25, 2025 |
| MINS | 41:21 | Washington              | June 25, 2022 |

## SEASON HIGHS

|      | PTS       | REBS      | ASTS      | STLS     | BLKS     | MIN          | FGM       | FGA       | 3PM      | 3PA       | FTM       | FTA       |
|------|-----------|-----------|-----------|----------|----------|--------------|-----------|-----------|----------|-----------|-----------|-----------|
| 2019 | 17        | 10        | 10        | 3        | <b>2</b> | 35:08        | 5         | 14        | 2        | 3         | 9         | <b>12</b> |
| 2020 | 20        | 7         | 9         | 4        | 1        | 32:42        | 8         | 15        | 1        | 2         | 5         | 6         |
| 2021 | 29        | <b>11</b> | 6         | 4        | <b>2</b> | 40:27        | <b>14</b> | 19        | 1        | 3         | 10        | 10        |
| 2022 | 26        | 9         | 9         | 3        | <b>2</b> | <b>41:21</b> | 9         | 19        | 4        | 7         | 8         | 8         |
| 2023 | 30        | 10        | 8         | 4        | 1        | 37:31        | 12        | 21        | 5        | 9         | 8         | 9         |
| 2024 | <b>34</b> | 8         | <b>14</b> | 3        | <b>2</b> | 40:00        | 11        | 23        | <b>7</b> | <b>13</b> | 9         | 10        |
| 2025 | <b>34</b> | <b>11</b> | 12        | <b>5</b> | <b>2</b> | 37:14        | 12        | <b>24</b> | 5        | 12        | <b>11</b> | 11        |
| 2026 | -         | -         | -         | -        | -        | -            | -         | -         | -        | -         | -         | -         |

## MILESTONES REACHED

| Mark           | Opponent    | Date      | Game # |
|----------------|-------------|-----------|--------|
| 1st Point      | Los Angeles | 5/26/2019 | 1      |
| 1,000th Point  | Los Angeles | 5/23/2022 | 96     |
| 2,000th Point  | Chicago     | 8/24/2023 | 156    |
| 3,000th Point  | @ New York  | 7/8/2025  | 218    |
| 500th Assist   | New York    | 6/29/2023 | 137    |
| 1,000th Assist | Minnesota   | 9/4/2025  | 240    |
| 500th Rebound  | Minnesota   | 5/28/2023 | 126    |
| 200th Steal    | New York    | 8/17/2024 | 186    |

## UPCOMING MILESTONES

| Mark  | Category | Current | Needs |
|-------|----------|---------|-------|
| 3,500 | Points   | 3,412   | 88    |
| 300   | Steals   | 271     | 29    |

## 10+ REBOUNDS & ASSISTS GAMES

| YEAR          | REB      |          | ASTS     |          | DUB-DUBS |          | TRIP-DUB |
|---------------|----------|----------|----------|----------|----------|----------|----------|
|               | 10+      | 10+      | PT/REB   | PT/AST   | REB/AST  | P/R/A    |          |
| 2019          | 1        | 1        | 0        | 0        | 1        | 0        |          |
| 2020          | 0        | 0        | 0        | 0        | 0        | 0        |          |
| 2021          | 2        | 0        | 2        | 0        | 0        | 0        |          |
| 2022          | 0        | 0        | 0        | 0        | 0        | 0        |          |
| 2023          | 1        | 0        | 1        | 0        | 0        | 0        |          |
| 2024          | 0        | 5        | 0        | 5        | 0        | 0        |          |
| 2025          | 2        | 3        | 0        | 1        | 0        | 2        |          |
| 2026          | 0        | 0        | 0        | 0        | 0        | 0        |          |
| <b>Totals</b> | <b>6</b> | <b>9</b> | <b>3</b> | <b>6</b> | <b>1</b> | <b>2</b> |          |

## 10+ POINT GAMES

| YEAR          | SCORING    |           |          |
|---------------|------------|-----------|----------|
|               | 10+        | 20+       | 30+      |
| 2019          | 7          | 0         | 0        |
| 2020          | 12         | 2         | 0        |
| 2021          | 21         | 4         | 0        |
| 2022          | 30         | 11        | 0        |
| 2023          | 37         | 15        | 1        |
| 2024          | 29         | 11        | 2        |
| 2025          | 38         | 14        | 2        |
| 2026          | 0          | 0         | 0        |
| <b>Totals</b> | <b>174</b> | <b>57</b> | <b>5</b> |

## CAREER REGULAR SEASON STATISTICS

| YEAR          | TM  | G          | GS         | MP          | FG          | FGA         | FG%         | 3P         | 3PA        | 3P%         | 2P         | 2PA         | 2P%         | eFG%        | FT         | FTA        | FT%         | OR         | DR         | REB         | RPG        | A           | S          | B         | TO         | PF         | PTS         | PPG         |  |
|---------------|-----|------------|------------|-------------|-------------|-------------|-------------|------------|------------|-------------|------------|-------------|-------------|-------------|------------|------------|-------------|------------|------------|-------------|------------|-------------|------------|-----------|------------|------------|-------------|-------------|--|
| 2019          | LVA | 34         | 34         | 767         | 76          | 236         | .322        | 14         | 44         | .318        | 62         | 192         | .323        | .352        | 59         | 73         | .808        | 23         | 88         | 111         | 3.3        | 153         | 26         | 12        | 53         | 47         | 225         | 6.6         |  |
| 2020          | LVA | 22         | 0          | 568         | 93          | 189         | .492        | 3          | 13         | .231        | 90         | 176         | .511        | .500        | 52         | 61         | .852        | 18         | 77         | 95          | 4.3        | 67          | 15         | 2         | 35         | 39         | 241         | 11.0        |  |
| 2021          | LVA | 32         | 32         | 1018        | 155         | 307         | .505        | 5          | 20         | .250        | 150        | 287         | .523        | .513        | 75         | 90         | .833        | 21         | 110        | 130         | 4.1        | 103         | 36         | 11        | 47         | 58         | 390         | 12.2        |  |
| 2022          | LVA | 34         | 34         | 1129        | 191         | 401         | .476        | 50         | 116        | .431        | 141        | 285         | .495        | .539        | 110        | 128        | .859        | 43         | 105        | 148         | 4.4        | 132         | 48         | 8         | 43         | 81         | 542         | 15.9        |  |
| 2023          | LVA | 40         | 40         | 1259        | 249         | 476         | <b>.523</b> | <b>89</b>  | 198        | <b>.449</b> | 160        | 278         | <b>.576</b> | <b>.617</b> | 117        | 135        | .867        | 26         | 134        | 160         | 4.0        | 151         | 52         | 5         | 70         | 80         | 704         | <b>17.6</b> |  |
| 2024          | LVA | 37         | 37         | 1205        | 201         | 467         | .430        | 70         | 208        | .337        | 131        | 259         | .506        | .505        | 111        | 128        | .867        | 26         | 135        | 161         | 4.4        | 197         | 37         | 8         | 78         | 92         | 583         | 15.8        |  |
| 2025          | LVA | <b>44</b>  | <b>44</b>  | <b>1337</b> | <b>260</b>  | <b>549</b>  | .474        | 80         | <b>224</b> | .357        | <b>180</b> | <b>325</b>  | .554        | .546        | <b>127</b> | <b>142</b> | <b>.894</b> | <b>52</b>  | <b>144</b> | <b>196</b>  | <b>4.5</b> | <b>226</b>  | <b>57</b>  | <b>18</b> | <b>98</b>  | <b>106</b> | <b>727</b>  | 16.5        |  |
| 2026          | LVA |            |            |             |             |             |             |            |            |             |            |             |             |             |            |            |             |            |            |             |            |             |            |           |            |            |             |             |  |
| <b>Career</b> |     | <b>243</b> | <b>221</b> | <b>7281</b> | <b>1225</b> | <b>2624</b> | <b>.467</b> | <b>311</b> | <b>823</b> | <b>.378</b> | <b>914</b> | <b>1801</b> | <b>.507</b> | <b>.526</b> | <b>651</b> | <b>757</b> | <b>.860</b> | <b>208</b> | <b>793</b> | <b>1001</b> | <b>4.1</b> | <b>1029</b> | <b>271</b> | <b>64</b> | <b>424</b> | <b>503</b> | <b>3412</b> | <b>14.0</b> |  |



# LAS VEGAS ACES GAME NOTES (STATS THROUGH END OF 2025 FINALS)

## 2025 GAME-BY-GAME RESULTS (30-14)

| DATE | OPP | H/A | W/L | SCORE   | HOME REC | ROAD REC | Overall Record | ACES HIGH   | PTS | ACES HIGH            | REB | ACES HIGH    | AST | OPP HIGH            | PTS | ATTEND  |
|------|-----|-----|-----|---------|----------|----------|----------------|-------------|-----|----------------------|-----|--------------|-----|---------------------|-----|---------|
| 5/17 | NYL | A   | L   | 92-78   | 0-0      | 0-1      | 0-1            | Wilson      | 31  | Wilson               | 16  | Young        | 5   | Stewart             | 25  | 17,344* |
| 5/20 | CON | A   | W   | 87-62   | 0-0      | 1-1      | 1-1            | Wilson      | 22  | Wilson               | 10  | Gray, Wilson | 4   | Charles             | 20  | 8,179   |
| 5/23 | WAS | H   | W   | 75-72   | 1-0      | 1-1      | 2-1            | Young       | 25  | Wilson               | 12  | Wilson       | 5   | Citron              | 19  | 10,509* |
| 5/25 | SEA | A   | L   | 102-82  | 1-0      | 1-2      | 2-2            | Wilson      | 15  | Kitley, Wilson       | 5   | Wilson       | 4   | Ogwumike            | 23  | 10,634  |
| 5/30 | WAS | H   | W   | 96-81   | 2-0      | 1-2      | 3-2            | Wilson      | 35  | Wilson               | 13  | Wilson       | 6   | Plum                | 17  | 10,504* |
| 6/1  | SEA | A   | W   | 75-70   | 2-0      | 2-2      | 4-2            | Wilson      | 19  | Loyd, Stokes, Wilson | 7   | Gray         | 6   | Williams            | 20  | 10,201  |
| 6/7  | GSV | A   | L   | 95-68   | 2-0      | 2-3      | 4-3            | Wilson      | 17  | Loyd, Wilson         | 6   | Young        | 3   | Thornton            | 22  | 18,064* |
| 6/11 | LAS | H   | L   | 97-89   | 2-1      | 2-3      | 4-4            | Young       | 34  | Wilson, Young        | 8   | Wilson       | 5   | Jackson             | 30  | 10,417* |
| 6/13 | DAL | H   | W   | 88-84   | 3-1      | 2-3      | 5-4            | Young       | 28  | Stokes               | 8   | Gray         | 5   | Ogunbowale          | 26  | 10,428* |
| 6/15 | PHX | H   | L   | 76-70   | 3-2      | 2-3      | 5-5            | Gray        | 20  | Stokes               | 14  | Young        | 5   | Sabally             | 22  | 10,497* |
| 6/17 | MIN | A   | L   | 76-62   | 3-3      | 2-4      | 5-6            | Loyd        | 12  | Loyd, Stokes         | 8   | Gray, Young  | 6   | Williams            | 20  | 8,802*  |
| 6/20 | SEA | H   | L   | 90-83   | 3-3      | 2-4      | 5-7            | Young       | 22  | Wilson               | 14  | Gray         | 7   | Ogwumike            | 25  | 20,428* |
| 6/22 | IND | H   | W   | 89-81   | 4-3      | 2-4      | 6-7            | Wilson      | 24  | Wilson, Young        | 7   | Young        | 7   | Boston              | 26  | 18,547* |
| 6/25 | CON | H   | W   | 85-59   | 5-3      | 2-4      | 7-7            | Wilson      | 22  | Wilson, Young        | 8   | Gray         | 6   | Charles             | 18  | 10,432* |
| 6/26 | WAS | H   | L   | 94-83   | 5-4      | 2-4      | 7-8            | Wilson      | 22  | Wilson               | 5   | Gray         | 8   | Citron              | 21  | 10,427* |
| 6/29 | PHX | A   | W   | 84-81   | 5-4      | 3-4      | 8-8            | Wilson      | 26  | Wilson               | 18  | Wilson       | 7   | Thomas              | 16  | 13,247* |
| 7/3  | IND | A   | L   | 81-54   | 5-4      | 3-5      | 8-9            | Wilson      | 29  | Smith                | 7   | Evans, Nye   | 3   | Mitchell            | 25  | 16,509  |
| 7/6  | CON | A   | W   | 86-68   | 5-4      | 4-5      | 9-9            | Wilson      | 18  | Smith                | 10  | Gray         | 8   | Morrow              | 12  | 8,476   |
| 7/8  | NYL | A   | L   | 87-78   | 5-4      | 4-6      | 9-10           | Young       | 19  | Gray, Young          | 7   | Gray, Young  | 3   | Ionescu             | 28  | 15,041  |
| 7/10 | WAS | A   | L   | 70-68   | 5-4      | 4-7      | 9-11           | Loyd        | 20  | Gray, Young          | 7   | Gray, Young  | 3   | Sykes               | 18  | 9,350*  |
| 7/12 | GSV | H   | W   | 104-102 | 6-4      | 4-7      | 10-11          | Wilson      | 34  | Wilson               | 16  | Gray, Young  | 6   | Hayes, Salaün       | 16  | 10,488* |
| 7/16 | DAL | A   | W   | 90-86   | 6-4      | 5-7      | 11-11          | Wilson      | 37  | Wilson               | 10  | Gray         | 7   | Bueckers            | 20  | 6,153   |
| 7/22 | ATL | H   | W   | 87-72   | 7-4      | 5-7      | 12-11          | Wilson      | 24  | Wilson               | 12  | Young        | 7   | Gray                | 24  | 10,414* |
| 7/24 | IND | A   | L   | 80-70   | 7-4      | 5-8      | 12-12          | Wilson      | 20  | Smith                | 10  | Gray         | 4   | Mitchell            | 21  | 16,166  |
| 7/25 | MIN | A   | L   | 109-78  | 7-4      | 5-9      | 12-13          | Wilson      | 15  | Wilson               | 7   | Evans, Young | 5   | Collier             | 28  | 8,810*  |
| 7/27 | DAL | A   | W   | 106-80  | 7-4      | 6-9      | 13-13          | Young       | 24  | Wilson               | 10  | Gray, Young  | 8   | Ogunbowale          | 18  | 6,251*  |
| 7/29 | LAS | A   | W   | 89-74   | 7-4      | 7-9      | 14-13          | Wilson      | 34  | Young                | 11  | Young        | 11  | Plum                | 22  | 12,449  |
| 8/2  | MIN | H   | L   | 111-58  | 7-5      | 7-9      | 14-14          | Loyd        | 12  | Wilson               | 5   | Evans, Gray  | 4   | McBride             | 24  | 10,488* |
| 8/3  | GSV | H   | W   | 101-77  | 8-5      | 7-9      | 15-14          | Loyd        | 27  | Wilson               | 14  | Young        | 8   | Rupert              | 17  | 10,445* |
| 8/6  | GSV | A   | W   | 78-72   | 8-5      | 8-9      | 16-14          | Wilson      | 27  | Smith                | 9   | Young        | 4   | Hayes               | 14  | 18,064* |
| 8/8  | SEA | H   | W   | 90-86   | 9-5      | 8-9      | 17-14          | Wilson      | 29  | Smith, Wilson        | 12  | Gray, Young  | 5   | Malonga             | 22  | 10,415* |
| 8/10 | CON | H   | W   | 94-86   | 10-5     | 8-9      | 18-14          | Wilson      | 32  | Wilson               | 20  | Gray, Young  | 6   | Mabrey              | 22  | 10,407* |
| 8/13 | NYL | H   | W   | 83-77   | 11-5     | 8-9      | 19-14          | Loyd        | 21  | Wilson               | 16  | Gray         | 5   | Meeseman            | 24  | 10,417* |
| 8/15 | PHX | A   | W   | 86-83   | 11-5     | 9-9      | 20-14          | Wilson      | 30  | Wilson               | 16  | Gray         | 9   | Sabally             | 26  | 10,850* |
| 8/17 | DAL | H   | W   | 106-87  | 12-5     | 9-9      | 21-14          | Wilson      | 34  | Wilson               | 8   | Gray         | 14  | Siegrist            | 23  | 10,418* |
| 8/19 | ATL | H   | W   | 74-72   | 13-5     | 9-9      | 22-14          | Wilson      | 32  | Wilson               | 12  | Gray         | 11  | Howard              | 19  | 10,420* |
| 8/21 | PHX | H   | W   | 83-61   | 14-5     | 9-9      | 23-14          | Wilson      | 19  | Wilson               | 13  | Young        | 5   | Thomas              | 17  | 10,460* |
| 8/23 | WAS | A   | W   | 91-81   | 14-5     | 10-9     | 24-14          | Wilson      | 36  | Wilson               | 13  | Gray, Young  | 8   | Irifafen            | 21  | 4,200*  |
| 8/25 | CHI | A   | W   | 79-74   | 14-5     | 11-9     | 25-14          | Young       | 22  | Wilson               | 9   | Gray, Young  | 7   | Atkins              | 30  | 9,103*  |
| 8/27 | ATL | A   | W   | 81-75   | 14-5     | 12-9     | 26-14          | Wilson      | 34  | Young                | 11  | Young        | 10  | Gray, Howard        | 19  | 3,326*  |
| 9/4  | MIN | H   | W   | 97-87   | 15-5     | 12-9     | 27-14          | Wilson      | 31  | Wilson               | 7   | Gray         | 10  | Hiedeman            | 22  | 14,656  |
| 9/7  | CHI | H   | W   | 80-66   | 16-5     | 12-9     | 28-14          | Wilson      | 31  | Wilson               | 11  | Young        | 9   | Banham, Onyenwere   | 12  | 17,306* |
| 9/9  | CHI | H   | W   | 92-61   | 17-5     | 12-9     | 29-14          | Loyd, Young | 15  | Gray                 | 6   | Young        | 7   | Cardoso, Onyenwere  | 13  | 15,640  |
| 9/11 | LAS | A   | W   | 103-75  | 17-5     | 13-9     | 30-14          | Wilson      | 23  | Wilson               | 19  | Young        | 12  | Barker, Hamby, Plum | 15  | 13,484  |



**2025 PLAYOFFS -- GAME-BY-GAME RESULTS (9-3)**

| DATE  | OPP | H/A | W/L | SCORE       | HOME REC | ROAD REC | Overall Record | ACES HIGH     | PTS | ACES HIGH | REB | ACES HIGH   | AST | OPP HIGH          | PTS | ATTEND  |
|-------|-----|-----|-----|-------------|----------|----------|----------------|---------------|-----|-----------|-----|-------------|-----|-------------------|-----|---------|
| 9/14  | SEA | H   | W   | 102-77      | 1-0      | 0-0      | 1-0            | Wilson        | 29  | Smith     | 9   | Young       | 7   | Williams          | 16  | 10,407* |
| 9/16  | SEA | A   | L   | 86-83       | 1-0      | 0-1      | 1-1            | Young         | 25  | Wilson    | 13  | Gray        | 9   | Diggins           | 26  | 12,500* |
| 9/18  | SEA | H   | W   | 74-73       | 2-0      | 0-1      | 2-1            | Wilson        | 38  | Bell      | 3   | Gray        | 8   | Ogwumike, Wheeler | 16  | 10,409* |
| 9/21  | IND | H   | L   | 89-73       | 2-1      | 0-1      | 2-2            | Young         | 19  | Wilson    | 13  | Gray        | 4   | Mitchell          | 34  | 10,409* |
| 9/23  | IND | H   | W   | 90-68       | 3-1      | 0-1      | 3-2            | Wilson        | 25  | Wilson    | 9   | Gray        | 10  | Sims              | 18  | 10,516* |
| 9/26  | IND | A   | W   | 84-72       | 3-1      | 1-1      | 4-2            | Young         | 25  | Wilson    | 8   | Gray        | 6   | Mitchell          | 21  | 16,507  |
| 9/28  | IND | A   | L   | 90-83       | 3-1      | 1-2      | 4-3            | Wilson        | 31  | Wilson    | 9   | Gray, Young | 9   | Mitchell          | 25  | 16,022  |
| 9/30  | IND | H   | W   | 107-98 (OT) | 4-1      | 1-2      | 5-3            | Wilson        | 35  | Wilson    | 8   | Young       | 10  | Sims              | 27  | 10,529* |
| 10/3  | PHX | H   | W   | 89-86       | 5-1      | 1-2      | 6-3            | Evans, Wilson | 21  | Wilson    | 10  | Gray        | 10  | Copper            | 21  | 10,266* |
| 10/5  | PHX | H   | W   | 91-78       | 6-1      | 1-2      | 7-3            | Young         | 32  | Wilson    | 14  | Gray        | 10  | Copper            | 23  | 10,404* |
| 10/8  | PHX | A   | W   | 90-88       | 6-1      | 2-2      | 8-3            | Wilson        | 34  | Wilson    | 14  | Young       | 9   | Bonner            | 25  | 17,071* |
| 10/10 | PHX | A   | W   | 97-86       | 6-1      | 3-2      | 9-3            | Wilson        | 31  | Wilson    | 9   | Young       | 8   | Copper            | 30  | 17,071* |



# LAS VEGAS ACES GAME NOTES (STATS THROUGH END OF 2025 FINALS)

## ACES 2025 GAME-BY-GAME STATS

### 2025 PLAYOFFS (9-3)

| GAME              | W/L | MIN | PTS | FGM | FGA | FG%  | 3PM | 3PA | 3P%  | FTM | FTA | FT%  | ORB | DRB | REB | AT | TO | ST | BK | PF | +/- |
|-------------------|-----|-----|-----|-----|-----|------|-----|-----|------|-----|-----|------|-----|-----|-----|----|----|----|----|----|-----|
| 10/10 - LVA @ PHX | W   | 40  | 97  | 28  | 72  | 38.9 | 12  | 31  | 38.7 | 29  | 35  | 82.9 | 10  | 22  | 32  | 19 | 7  | 8  | 6  | 16 | 11  |
| 10/8 - LVA @ PHX  | W   | 40  | 90  | 29  | 68  | 42.6 | 9   | 24  | 37.5 | 23  | 25  | 92.0 | 12  | 24  | 36  | 21 | 10 | 8  | 8  | 24 | 2   |
| 10/5 - LVA vs PHX | W   | 40  | 91  | 37  | 75  | 49.3 | 8   | 23  | 34.8 | 9   | 13  | 69.2 | 9   | 34  | 43  | 21 | 13 | 9  | 6  | 15 | 13  |
| 10/3 - LVA vs PHX | W   | 40  | 89  | 33  | 72  | 45.8 | 9   | 27  | 33.3 | 14  | 20  | 70.0 | 8   | 25  | 33  | 24 | 7  | 9  | 3  | 12 | 3   |
| 9/30 - LVA vs IND | W   | 45  | 107 | 38  | 80  | 47.5 | 11  | 26  | 42.3 | 20  | 22  | 90.9 | 6   | 15  | 21  | 26 | 8  | 9  | 10 | 20 | 9   |
| 9/28 - LVA @ IND  | L   | 40  | 83  | 33  | 67  | 49.3 | 9   | 23  | 39.1 | 8   | 11  | 72.7 | 3   | 19  | 22  | 22 | 17 | 9  | 5  | 24 | -7  |
| 9/26 - LVA @ IND  | W   | 40  | 84  | 33  | 65  | 50.8 | 4   | 10  | 40.0 | 14  | 17  | 82.4 | 4   | 22  | 26  | 20 | 14 | 8  | 10 | 19 | 12  |
| 9/23 - LVA vs IND | W   | 40  | 90  | 35  | 65  | 53.8 | 5   | 12  | 41.7 | 15  | 21  | 71.4 | 8   | 22  | 30  | 22 | 15 | 12 | 2  | 22 | 22  |
| 9/21 - LVA vs IND | L   | 40  | 73  | 29  | 71  | 40.8 | 5   | 17  | 29.4 | 10  | 12  | 83.3 | 8   | 25  | 33  | 12 | 12 | 5  | 4  | 15 | -16 |
| 9/18 - LVA vs SEA | W   | 40  | 74  | 28  | 61  | 45.9 | 3   | 12  | 25.0 | 15  | 17  | 88.2 | 4   | 23  | 27  | 20 | 14 | 11 | 5  | 15 | 1   |
| 9/16 - LVA @ SEA  | L   | 40  | 83  | 28  | 56  | 50.0 | 7   | 19  | 36.8 | 20  | 29  | 69.0 | 5   | 24  | 29  | 22 | 15 | 5  | 3  | 17 | -3  |
| 9/14 - LVA vs SEA | W   | 40  | 102 | 36  | 71  | 50.7 | 14  | 29  | 48.3 | 16  | 21  | 76.2 | 11  | 28  | 39  | 23 | 10 | 10 | 6  | 19 | 25  |

### 2025 REGULAR SEASON (30-14)

| HIGH/LOWS                      | PTS | FGM | FGA | FG%  | 3PM | 3PA | 3P%  | FTM | FTA | FT%   | ORB | DRB | REB | AT | TO | ST | BK | PF | +/- |
|--------------------------------|-----|-----|-----|------|-----|-----|------|-----|-----|-------|-----|-----|-----|----|----|----|----|----|-----|
| High (lows listed for TO, PF)  | 106 | 38  | 82  | 55.1 | 22  | 45  | 57.9 | 26  | 30  | 100.0 | 18  | 35  | 46  | 35 | 6  | 13 | 9  | 9  | 28  |
| Lows (highs listed for TO, PF) | 54  | 16  | 60  | 26.2 | 2   | 15  | 12.0 | 5   | 6   | 50.0  | 2   | 18  | 22  | 11 | 22 | 2  | 1  | 27 | -53 |

| GAME              | W/L | MIN | PTS | FGM | FGA | FG%  | 3PM | 3PA | 3P%  | FTM | FTA | FT%   | ORB | DRB | REB | AT | TO | ST | BK | PF | +/- |
|-------------------|-----|-----|-----|-----|-----|------|-----|-----|------|-----|-----|-------|-----|-----|-----|----|----|----|----|----|-----|
| 9/11 - LVA @ LAS  | W   | 40  | 103 | 38  | 78  | 48.7 | 22  | 45  | 48.9 | 5   | 6   | 83.3  | 11  | 33  | 44  | 35 | 13 | 13 | 6  | 9  | 28  |
| 9/09 - LVA vs CHI | W   | 40  | 92  | 34  | 62  | 54.8 | 15  | 29  | 51.7 | 9   | 12  | 75.0  | 4   | 23  | 27  | 26 | 8  | 8  | 8  | 17 | 31  |
| 9/07 - LVA vs CHI | W   | 40  | 80  | 32  | 70  | 45.7 | 10  | 34  | 29.4 | 6   | 7   | 85.7  | 6   | 22  | 28  | 20 | 10 | 12 | 6  | 13 | 14  |
| 9/04 - LVA vs MIN | W   | 40  | 97  | 38  | 69  | 55.1 | 11  | 24  | 45.8 | 10  | 11  | 90.9  | 5   | 24  | 29  | 25 | 12 | 7  | 4  | 11 | 10  |
| 8/27 - LVA @ ATL  | W   | 40  | 81  | 32  | 67  | 47.8 | 8   | 21  | 38.1 | 9   | 11  | 81.8  | 5   | 27  | 32  | 26 | 7  | 4  | 6  | 14 | 6   |
| 8/25 - LVA @ CHI  | W   | 40  | 91  | 34  | 65  | 52.3 | 10  | 20  | 50.0 | 13  | 15  | 86.7  | 4   | 30  | 34  | 27 | 12 | 6  | 6  | 18 | 10  |
| 8/23 - LVA @ WAS  | W   | 40  | 91  | 34  | 65  | 52.3 | 10  | 20  | 50.0 | 13  | 15  | 86.7  | 4   | 30  | 34  | 27 | 11 | 6  | 6  | 18 | 10  |
| 8/21 - LVA vs PHX | W   | 40  | 83  | 34  | 73  | 46.6 | 6   | 22  | 27.3 | 9   | 10  | 90.0  | 6   | 31  | 37  | 18 | 6  | 9  | 4  | 9  | 22  |
| 8/19 - LVA vs ATL | W   | 40  | 74  | 29  | 64  | 45.3 | 7   | 20  | 35.0 | 9   | 11  | 81.8  | 9   | 23  | 32  | 20 | 14 | 6  | 6  | 15 | 2   |
| 8/17 - LVA vs DAL | W   | 40  | 106 | 34  | 68  | 50.0 | 18  | 34  | 52.9 | 20  | 23  | 87.0  | 4   | 24  | 28  | 28 | 8  | 9  | 3  | 17 | 19  |
| 8/15 - LVA @ PHX  | W   | 40  | 86  | 30  | 66  | 45.5 | 4   | 18  | 22.2 | 22  | 26  | 84.6  | 12  | 27  | 39  | 21 | 11 | 6  | 5  | 15 | 3   |
| 8/13 - LVA vs NYL | W   | 40  | 83  | 25  | 65  | 38.5 | 10  | 29  | 34.5 | 23  | 28  | 82.1  | 14  | 25  | 39  | 15 | 11 | 7  | 7  | 17 | 6   |
| 8/10 - LVA vs CON | W   | 40  | 94  | 35  | 71  | 49.3 | 8   | 25  | 32.0 | 16  | 21  | 76.2  | 11  | 29  | 40  | 24 | 18 | 8  | 1  | 12 | 8   |
| 8/08 - LVA vs SEA | W   | 40  | 90  | 31  | 69  | 44.9 | 10  | 22  | 45.5 | 18  | 23  | 78.3  | 11  | 27  | 38  | 20 | 13 | 5  | 3  | 16 | 4   |
| 8/06 - LVA @ GSV  | W   | 40  | 78  | 27  | 60  | 45.0 | 5   | 27  | 18.5 | 19  | 25  | 76.0  | 9   | 22  | 31  | 15 | 16 | 9  | 5  | 19 | 6   |
| 8/03 - LVA vs GSV | W   | 40  | 101 | 35  | 76  | 46.1 | 18  | 40  | 45.0 | 13  | 16  | 81.3  | 18  | 28  | 46  | 24 | 16 | 10 | 3  | 15 | 24  |
| 8/02 - LVA vs MIN | L   | 40  | 58  | 23  | 67  | 34.3 | 8   | 26  | 30.8 | 4   | 8   | 50.0  | 4   | 18  | 22  | 18 | 16 | 6  | 7  | 17 | -53 |
| 7/29 - LVA @ LAS  | W   | 40  | 89  | 36  | 78  | 46.2 | 9   | 32  | 28.1 | 8   | 8   | 100.0 | 12  | 24  | 36  | 25 | 14 | 13 | 6  | 17 | 15  |
| 7/27 - LVA @ DAL  | W   | 40  | 106 | 36  | 74  | 48.6 | 15  | 36  | 41.7 | 19  | 24  | 79.2  | 11  | 26  | 37  | 30 | 10 | 6  | 7  | 19 | 26  |
| 7/25 - LVA @ MIN  | L   | 40  | 78  | 27  | 71  | 38.0 | 8   | 26  | 30.8 | 16  | 23  | 69.6  | 10  | 20  | 30  | 15 | 6  | 7  | 4  | 27 | -31 |
| 7/24 - LVA @ IND  | L   | 40  | 70  | 27  | 67  | 40.3 | 2   | 15  | 13.3 | 14  | 17  | 82.4  | 9   | 28  | 37  | 12 | 14 | 7  | 3  | 21 | -10 |
| 7/22 - LVA vs ATL | W   | 40  | 87  | 31  | 69  | 44.9 | 6   | 20  | 30.0 | 19  | 21  | 90.5  | 5   | 29  | 34  | 20 | 13 | 13 | 4  | 18 | 15  |
| 7/16 - LVA @ DAL  | W   | 40  | 90  | 34  | 71  | 47.9 | 5   | 15  | 33.3 | 17  | 26  | 65.4  | 11  | 29  | 40  | 23 | 16 | 8  | 9  | 11 | 4   |
| 7/12 - LVA vs GSV | W   | 40  | 104 | 34  | 62  | 54.8 | 6   | 21  | 28.6 | 30  | 35  | 85.7  | 8   | 22  | 30  | 21 | 9  | 4  | 2  | 20 | 2   |
| 7/10 - LVA @ WAS  | L   | 40  | 68  | 27  | 71  | 38.0 | 3   | 25  | 12.0 | 11  | 14  | 78.6  | 7   | 24  | 31  | 12 | 13 | 8  | 5  | 20 | -2  |
| 7/08 - LVA @ NYL  | L   | 40  | 78  | 26  | 61  | 41.0 | 7   | 26  | 26.9 | 21  | 24  | 87.5  | 7   | 25  | 32  | 13 | 16 | 2  | 7  | 22 | -9  |
| 7/06 - LVA @ CON  | W   | 40  | 86  | 34  | 63  | 54.0 | 9   | 26  | 34.6 | 9   | 13  | 69.2  | 7   | 28  | 35  | 21 | 16 | 9  | 6  | 15 | 18  |
| 7/03 - LVA @ IND  | L   | 40  | 54  | 16  | 61  | 26.2 | 3   | 16  | 18.8 | 19  | 22  | 86.4  | 8   | 18  | 26  | 12 | 19 | 4  | 1  | 21 | -27 |
| 6/29 - LVA @ PHX  | W   | 40  | 84  | 26  | 60  | 43.3 | 9   | 24  | 37.5 | 23  | 26  | 88.5  | 5   | 31  | 36  | 20 | 13 | 5  | 3  | 19 | 3   |
| 6/26 - LVA vs WAS | L   | 40  | 83  | 33  | 66  | 50.0 | 6   | 23  | 26.1 | 11  | 12  | 91.7  | 2   | 25  | 27  | 21 | 9  | 4  | 7  | 24 | -11 |
| 6/25 - LVA vs CON | W   | 40  | 85  | 30  | 70  | 42.9 | 11  | 28  | 39.3 | 14  | 16  | 87.5  | 10  | 35  | 45  | 18 | 15 | 6  | 7  | 14 | 26  |
| 6/22 - LVA vs IND | W   | 40  | 89  | 32  | 71  | 45.1 | 6   | 20  | 30.0 | 19  | 21  | 90.5  | 8   | 23  | 31  | 19 | 13 | 9  | 3  | 11 | 8   |
| 6/20 - LVA vs SEA | L   | 40  | 83  | 29  | 61  | 47.5 | 11  | 19  | 57.9 | 14  | 21  | 66.7  | 6   | 24  | 30  | 20 | 14 | 5  | 5  | 16 | -7  |
| 6/17 - LVA @ MIN  | L   | 40  | 62  | 23  | 64  | 35.9 | 9   | 24  | 37.5 | 7   | 9   | 77.8  | 8   | 26  | 34  | 18 | 21 | 4  | 4  | 21 | -14 |
| 6/15 - LVA vs PHX | L   | 40  | 70  | 23  | 64  | 35.9 | 9   | 28  | 32.1 | 15  | 16  | 93.8  | 11  | 27  | 38  | 14 | 22 | 6  | 4  | 13 | -6  |
| 6/13 - LVA vs DAL | W   | 40  | 88  | 26  | 62  | 41.9 | 10  | 29  | 34.5 | 26  | 28  | 92.9  | 10  | 26  | 36  | 15 | 18 | 10 | 4  | 12 | 4   |
| 6/11 - LVA vs LAS | L   | 40  | 89  | 27  | 72  | 37.5 | 9   | 35  | 25.7 | 26  | 29  | 89.7  | 9   | 19  | 28  | 12 | 9  | 8  | 4  | 24 | -8  |
| 6/02 - LVA @ GSV  | L   | 40  | 68  | 22  | 62  | 35.5 | 6   | 25  | 24.0 | 18  | 25  | 72.0  | 7   | 24  | 31  | 11 | 13 | 5  | 2  | 14 | -27 |
| 6/01 - LVA @ SEA  | W   | 40  | 75  | 27  | 64  | 42.2 | 10  | 25  | 40.0 | 11  | 14  | 78.6  | 6   | 25  | 31  | 17 | 18 | 11 | 4  | 17 | 5   |
| 5/30 - LVA vs LAS | W   | 40  | 96  | 32  | 70  | 45.7 | 12  | 25  | 48.0 | 20  | 23  | 87.0  | 6   | 24  | 30  | 22 | 11 | 12 | 7  | 16 | 15  |
| 5/25 - LVA @ SEA  | L   | 40  | 82  | 29  | 66  | 43.9 | 9   | 25  | 36.0 | 15  | 20  | 75.0  | 5   | 20  | 25  | 19 | 13 | 7  | 8  | 10 | -20 |
| 5/23 - LVA vs WAS | W   | 40  | 75  | 24  | 69  | 34.8 | 8   | 33  | 24.2 | 19  | 20  | 95.0  | 7   | 25  | 32  | 15 | 10 | 9  | 6  | 18 | 3   |
| 5/20 - LVA @ CON  | W   | 40  | 87  | 26  | 67  | 38.8 | 10  | 26  | 38.5 | 25  | 30  | 83.3  | 12  | 29  | 41  | 16 | 13 | 9  | 4  | 18 | 25  |
| 5/17 - LVA @ NYL  | L   | 40  | 78  | 28  | 82  | 34.1 | 11  | 32  | 34.4 | 11  | 13  | 84.6  | 12  | 29  | 41  | 18 | 10 | 4  | 2  | 20 | -14 |

### 2025 PRESEASON (2-0)

| GAME             | W/L | MIN | PTS | FGM | FGA | FG%  | 3PM | 3PA | 3P%  | FTM | FTA | FT%  | ORB | DRB | REB | AT | TO | ST | BK | PF | +/- |
|------------------|-----|-----|-----|-----|-----|------|-----|-----|------|-----|-----|------|-----|-----|-----|----|----|----|----|----|-----|
| 5/2 - LVA vs DAL | W   | 40  | 112 | 38  | 78  | .487 | 14  | 32  | .438 | 22  | 25  | .888 | 12  | 28  | 40  | 27 | 9  | 14 | 5  | 11 | 34  |

## 2025 LAS VEGAS ACES FINAL REGULAR SEASON STATISTICS (30-14)

| PLAYER           | GP-GS     | MIN         | FGM-FGA            | FG%         | 3-POINT         |             | FTM-FTA          | FT%         | --- REBOUNDS --- |             |                  | AST        | PF-DQ        | STL        | TO         | BLK        | PTS/AVG          |
|------------------|-----------|-------------|--------------------|-------------|-----------------|-------------|------------------|-------------|------------------|-------------|------------------|------------|--------------|------------|------------|------------|------------------|
|                  |           |             |                    |             | FGM-FGA         | FG%         |                  |             | OFF              | DEF         | TOT/AVG          |            |              |            |            |            |                  |
| Wilson, A        | 40-40     | 1247:22     | 332 - 658          | 50.5        | 25-59           | 42.4        | 248 - 290        | 85.5        | 91               | 316         | 407/10.2         | 122        | 75-0         | 64         | 87         | 92         | 937/23.4         |
| Young, J         | 44-44     | 1336:28     | 260 - 547          | 47.5        | 80-223          | 35.9        | 127 - 142        | 89.4        | 52               | 144         | 196/4.5          | 226        | 106-0        | 57         | 98         | 18         | 727/16.5         |
| Gray, C          | 44-44     | 1368:20     | 169 - 385          | 43.9        | 63-171          | 36.8        | 92 - 104         | 88.5        | 25               | 148         | 173/3.9          | 239        | 89-0         | 62         | 125        | 28         | 493/11.2         |
| Loyd, J          | 44-25     | 1245:07     | 166 - 427          | 38.9        | 100-262         | 38.2        | 59 - 71          | 83.1        | 49               | 93          | 142/3.2          | 81         | 85-0         | 52         | 53         | 11         | 491/11.2         |
| Smith, N         | 27-26     | 612:24      | 89 - 160           | 55.6        | 6-16            | 37.5        | 37 - 61          | 60.7        | 45               | 97          | 142/5.3          | 19         | 89-1         | 18         | 34         | 13         | 221/8.2          |
| Parker-Tyus, C   | 2-0       | 13:56       | 5 - 8              | 62.5        | 1-2             | 50.0        | 5 - 6            | 83.3        | 0                | 2           | 2/1.0            | 0          | 2-0          | 0          | 1          | 0          | 16/8.0           |
| Evans, D         | 44-1      | 777:28      | 107 - 275          | 38.9        | 37-101          | 36.6        | 40 - 53          | 75.5        | 8                | 39          | 47/1.1           | 96         | 57-0         | 17         | 37         | 5          | 291/6.6          |
| Bell, K          | 35-16     | 426:45      | 52 - 154           | 33.8        | 30-103          | 29.1        | 12 - 15          | 80.0        | 20               | 42          | 62/1.8           | 23         | 30-0         | 14         | 17         | 11         | 146/4.2          |
| Nye, A           | 44-2      | 671:11      | 59 - 171           | 34.5        | 37-118          | 31.4        | 14 - 17          | 82.4        | 15               | 51          | 66/1.5           | 24         | 57-0         | 13         | 27         | 9          | 169/3.8          |
| Mitchell, T      | 16-2      | 210:03      | 16 - 41            | 39.0        | 4-13            | 30.8        | 23 - 29          | 79.3        | 6                | 23          | 29/1.8           | 7          | 25-0         | 6          | 14         | 3          | 59/3.7           |
| Gustafson, M     | 20-1      | 225:37      | 20 - 57            | 35.1        | 13-39           | 33.3        | 7 - 15           | 46.7        | 8                | 28          | 36/1.8           | 5          | 42-0         | 3          | 6          | 6          | 60/3.0           |
| Kitley, E        | 12-1      | 98:12       | 7 - 23             | 30.4        | 0-1             | 0.0         | 1 - 2            | 50.0        | 4                | 13          | 17/1.4           | 1          | 18-0         | 4          | 7          | 6          | 15/1.3           |
| Holmes, J        | 6-0       | 28:47       | 3 - 12             | 25.0        | 1-5             | 20.0        | 0 - 0            | 0.0         | 2                | 4           | 6/1.0            | 0          | 5-0          | 0          | 2          | 0          | 7/1.2            |
| Stokes, K        | 40-18     | 514:15      | 18 - 51            | 35.3        | 3-23            | 13.0        | 5 - 8            | 62.5        | 29               | 115         | 144/3.6          | 17         | 47-0         | 17         | 16         | 14         | 44/1.1           |
| Bradford, C      | 4-0       | 24:09       | 2 - 6              | 33.3        | 0-2             | 0.0         | 0 - 0            | 0.0         | 2                | 3           | 5/1.3            | 1          | 3-0          | 2          | 1          | 0          | 4/1.0            |
| <b>ACES</b>      | <b>44</b> | <b>8800</b> | <b>1305 - 2975</b> | <b>43.9</b> | <b>400-1138</b> | <b>35.1</b> | <b>670 - 813</b> | <b>82.4</b> | <b>356</b>       | <b>1118</b> | <b>1773/40.3</b> | <b>861</b> | <b>730-1</b> | <b>329</b> | <b>572</b> | <b>216</b> | <b>3680/83.6</b> |
| <b>OPPONENTS</b> | <b>44</b> | <b>8800</b> | <b>1317 - 3021</b> | <b>43.6</b> | <b>318-1007</b> | <b>31.6</b> | <b>600 - 736</b> | <b>81.5</b> | <b>382</b>       | <b>1159</b> | <b>1880/42.7</b> | <b>897</b> | <b>758-3</b> | <b>291</b> | <b>598</b> | <b>113</b> | <b>3552/80.7</b> |


| PLAYER         | -----SINGLE GAME HIGHS----- |     |     |     |    |     |     | -----AVERAGE PER GAME----- |      |     |      |     |      |      | -----AVERAGE PER 48 MIN----- |     |      |     |      |      |  |
|----------------|-----------------------------|-----|-----|-----|----|-----|-----|----------------------------|------|-----|------|-----|------|------|------------------------------|-----|------|-----|------|------|--|
|                | MIN                         | REB | AST | STL | TO | BLK | PTS | MIN                        | REB  | AST | STL  | TO  | BLK  | PTS  | REB                          | AST | STL  | TO  | BLK  | PTS  |  |
| Wilson, A      | 37:41                       | 20  | 7   | 4   | 7  | 5   | 37  | 31.2                       | 10.2 | 3.1 | 1.60 | 2.2 | 2.30 | 23.4 | 13.1                         | 3.9 | 2.05 | 2.8 | 2.95 | 30.0 |  |
| Young, J       | 37:13                       | 11  | 12  | 5   | 6  | 2   | 34  | 30.4                       | 4.5  | 5.1 | 1.30 | 2.2 | 0.41 | 16.5 | 5.9                          | 6.8 | 1.71 | 2.9 | 0.54 | 21.8 |  |
| Gray, C        | 39:00                       | 10  | 14  | 7   | 7  | 3   | 28  | 31.1                       | 3.9  | 5.4 | 1.41 | 2.8 | 0.64 | 11.2 | 5.1                          | 7.0 | 1.81 | 3.7 | 0.82 | 14.4 |  |
| Loyd, J        | 34:14                       | 8   | 5   | 4   | 3  | 2   | 27  | 28.3                       | 3.2  | 1.8 | 1.18 | 1.2 | 0.25 | 11.2 | 4.6                          | 2.6 | 1.67 | 1.7 | 0.35 | 15.8 |  |
| Smith, N       | 31:24                       | 12  | 2   | 2   | 3  | 2   | 14  | 22.7                       | 5.3  | 0.7 | 0.67 | 1.3 | 0.48 | 8.2  | 9.3                          | 1.2 | 1.18 | 2.2 | 0.85 | 14.4 |  |
| Parker-Tyus, C | 07:54                       | 2   | 0   | 0   | 1  | 0   | 8   | 7.0                        | 1.0  | 0.0 | 0.00 | 0.5 | 0.00 | 8.0  | 5.7                          | 0.0 | 0.00 | 2.9 | 0.00 | 45.9 |  |
| Evans, D       | 24:36                       | 4   | 6   | 2   | 5  | 1   | 21  | 17.7                       | 1.1  | 2.2 | 0.39 | 0.8 | 0.11 | 6.6  | 2.4                          | 4.9 | 0.87 | 1.9 | 0.26 | 15.0 |  |
| Bell, K        | 27:38                       | 6   | 3   | 2   | 3  | 1   | 19  | 12.2                       | 1.8  | 0.7 | 0.40 | 0.5 | 0.31 | 4.2  | 5.8                          | 2.2 | 1.31 | 1.6 | 1.03 | 13.7 |  |
| Nye, A         | 26:32                       | 6   | 3   | 1   | 2  | 2   | 16  | 15.3                       | 1.5  | 0.5 | 0.30 | 0.6 | 0.20 | 3.8  | 3.9                          | 1.4 | 0.77 | 1.6 | 0.54 | 10.1 |  |
| Mitchell, T    | 21:02                       | 5   | 2   | 1   | 4  | 1   | 10  | 13.1                       | 1.8  | 0.4 | 0.38 | 0.9 | 0.19 | 3.7  | 5.5                          | 1.3 | 1.14 | 2.7 | 0.57 | 11.2 |  |
| Gustafson, M   | 22:12                       | 6   | 1   | 1   | 2  | 3   | 8   | 11.3                       | 1.8  | 0.3 | 0.15 | 0.3 | 0.30 | 3.0  | 6.4                          | 0.9 | 0.53 | 1.1 | 1.06 | 10.6 |  |
| Kitley, E      | 17:49                       | 5   | 1   | 2   | 2  | 2   | 11  | 8.2                        | 1.4  | 0.1 | 0.33 | 0.6 | 0.50 | 1.3  | 6.9                          | 0.4 | 1.63 | 2.9 | 2.44 | 6.1  |  |
| Holmes, J      | 06:32                       | 2   | 0   | 0   | 1  | 0   | 3   | 4.8                        | 1.0  | 0.0 | 0.00 | 0.3 | 0.00 | 1.2  | 8.3                          | 0.0 | 0.00 | 2.8 | 0.00 | 9.7  |  |
| Stokes, K      | 32:50                       | 14  | 2   | 2   | 3  | 2   | 7   | 12.9                       | 3.6  | 0.4 | 0.43 | 0.4 | 0.35 | 1.1  | 11.2                         | 1.3 | 1.32 | 1.2 | 1.09 | 3.4  |  |
| Bradford, C    | 08:23                       | 3   | 1   | 1   | 1  | 0   | 2   | 6.0                        | 1.3  | 0.3 | 0.50 | 0.3 | 0.00 | 1.0  | 8.3                          | 1.7 | 3.31 | 1.7 | 0.00 | 6.6  |  |

## 2025 LAS VEGAS ACES FINAL PLAYOFF STATISTICS (9-3)

| PLAYER           | GP-GS     | MIN         | FGM-FGA          | FG%         | 3-POINT       |             | FTM-FTA          | FT%         | --- REBOUNDS --- |            |                 | AST        | PF-DQ        | STL        | TO         | BLK       | PTS/AVG          |
|------------------|-----------|-------------|------------------|-------------|---------------|-------------|------------------|-------------|------------------|------------|-----------------|------------|--------------|------------|------------|-----------|------------------|
|                  |           |             |                  |             | FGM-FGA       | FG%         |                  |             | OFF              | DEF        | TOT/AVG         |            |              |            |            |           |                  |
| Wilson, A        | 12-12     | 431:33      | 118 - 247        | 47.8        | 6-15          | 40.0        | 80 - 102         | 78.4        | 16               | 104        | 120/10.0        | 40         | 25-0         | 25         | 28         | 30        | 322/26.8         |
| Young, J         | 12-12     | 417:49      | 86 - 174         | 49.4        | 21-68         | 30.9        | 52 - 55          | 94.5        | 20               | 38         | 58/4.8          | 66         | 38-0         | 17         | 30         | 0         | 245/20.4         |
| Gray, C          | 12-12     | 424:40      | 48 - 113         | 42.5        | 19-45         | 42.2        | 19 - 25          | 76.0        | 5                | 36         | 41/3.4          | 87         | 27-0         | 27         | 26         | 15        | 134/11.2         |
| Loyd, J          | 12-0      | 350:30      | 37 - 89          | 41.6        | 26-63         | 41.3        | 13 - 15          | 86.7        | 20               | 27         | 47/3.9          | 10         | 33-0         | 12         | 12         | 7         | 113/9.4          |
| Evans, D         | 12-0      | 236:07      | 37 - 79          | 46.8        | 16-30         | 53.3        | 11 - 11          | 100         | 2                | 10         | 12/1.0          | 35         | 26-1         | 7          | 12         | 0         | 101/8.4          |
| Smith, N         | 12-12     | 277:03      | 37 - 64          | 57.8        | 0-2           | 0.0         | 11 - 27          | 40.7        | 16               | 44         | 60/5.0          | 6          | 39-0         | 9          | 12         | 12        | 85/7.1           |
| Bell, K          | 12-12     | 120:37      | 12 - 26          | 46.2        | 5-18          | 27.8        | 0 - 0            | 0.0         | 2                | 10         | 12/1.0          | 4          | 6-0          | 4          | 3          | 2         | 29/2.4           |
| Gustafson, M     | 10-0      | 103:40      | 8 - 18           | 44.4        | 2-8           | 25.0        | 4 - 4            | 100         | 4                | 9          | 13/1.3          | 3          | 13-0         | 2          | 3          | 1         | 22/2.2           |
| Parker-Tyus, C   | 6-0       | 36:19       | 4 - 10           | 40.0        | 1-3           | 33.3        | 3 - 4            | 75.0        | 3                | 3          | 6/1.0           | 1          | 7-0          | 0          | 2          | 1         | 12/2.0           |
| Nye, A           | 6-0       | 15:13       | 0 - 3            | 0.0         | 0-1           | 0.0         | 0 - 0            | 0.0         | 0                | 1          | 1/0.2           | 0          | 2-0          | 0          | 0          | 0         | 0/0.0            |
| Stokes, K        | 9-0       | 11:32       | 0 - 0            | 0.0         | 0-0           | 0.0         | 0 - 0            | 0.0         | 0                | 1          | 1/0.1           | 0          | 2-0          | 0          | 0          | 0         | 0/0.0            |
| <b>ACES</b>      | <b>12</b> | <b>2425</b> | <b>387 - 823</b> | <b>47.0</b> | <b>96-253</b> | <b>37.9</b> | <b>193 - 243</b> | <b>79.4</b> | <b>88</b>        | <b>283</b> | <b>477/39.8</b> | <b>252</b> | <b>218-1</b> | <b>103</b> | <b>142</b> | <b>68</b> | <b>1063/88.6</b> |
| <b>OPPONENTS</b> | <b>12</b> | <b>2425</b> | <b>361 - 818</b> | <b>44.1</b> | <b>85-250</b> | <b>34.0</b> | <b>184 - 233</b> | <b>79.0</b> | <b>110</b>       | <b>310</b> | <b>515/42.9</b> | <b>209</b> | <b>228-3</b> | <b>73</b>  | <b>178</b> | <b>35</b> | <b>991/82.6</b>  |

| PLAYER         | -----SINGLE GAME HIGHS----- |     |     |     |    |     |     | -----AVERAGE PER GAME----- |      |     |      |     |      |      | -----AVERAGE PER 48 MIN----- |     |      |     |      |      |  |
|----------------|-----------------------------|-----|-----|-----|----|-----|-----|----------------------------|------|-----|------|-----|------|------|------------------------------|-----|------|-----|------|------|--|
|                | MIN                         | REB | AST | STL | TO | BLK | PTS | MIN                        | REB  | AST | STL  | TO  | BLK  | PTS  | REB                          | AST | STL  | TO  | BLK  | PTS  |  |
| Wilson, A      | 40:56                       | 14  | 5   | 5   | 3  | 4   | 38  | 36.0                       | 10.0 | 3.3 | 2.08 | 2.3 | 2.50 | 26.8 | 11.1                         | 3.7 | 2.32 | 2.6 | 2.78 | 29.8 |  |
| Young, J       | 43:35                       | 8   | 10  | 4   | 5  | 0   | 32  | 34.8                       | 4.8  | 5.5 | 1.42 | 2.5 | 0.00 | 20.4 | 5.6                          | 6.3 | 1.63 | 2.9 | 0.00 | 23.5 |  |
| Gray, C        | 38:58                       | 8   | 10  | 4   | 5  | 3   | 18  | 35.4                       | 3.4  | 7.3 | 2.25 | 2.2 | 1.25 | 11.2 | 3.9                          | 8.2 | 2.54 | 2.4 | 1.41 | 12.6 |  |
| Loyd, J        | 34:36                       | 7   | 2   | 3   | 3  | 2   | 18  | 29.2                       | 3.9  | 0.8 | 1.00 | 1.0 | 0.58 | 9.4  | 5.4                          | 1.1 | 1.37 | 1.4 | 0.80 | 12.9 |  |
| Evans, D       | 25:35                       | 4   | 6   | 4   | 4  | 0   | 21  | 19.7                       | 1.0  | 2.9 | 0.58 | 1.0 | 0.00 | 8.4  | 2.0                          | 5.9 | 1.19 | 2.0 | 0.00 | 17.1 |  |
| Smith, N       | 32:55                       | 9   | 2   | 3   | 3  | 4   | 18  | 23.1                       | 5.0  | 0.5 | 0.75 | 1.0 | 1.00 | 7.1  | 8.7                          | 0.9 | 1.30 | 1.7 | 1.73 | 12.3 |  |
| Bell, K        | 19:43                       | 7   | 1   | 2   | 2  | 1   | 7   | 10.1                       | 1.0  | 0.3 | 0.33 | 0.3 | 0.17 | 2.4  | 4.0                          | 1.3 | 1.33 | 1.0 | 0.66 | 9.6  |  |
| Gustafson, M   | 17:44                       | 3   | 2   | 1   | 2  | 1   | 5   | 10.4                       | 1.3  | 0.3 | 0.20 | 0.3 | 0.10 | 2.2  | 5.0                          | 1.2 | 0.77 | 1.2 | 0.39 | 8.5  |  |
| Parker-Tyus, C | 10:47                       | 2   | 1   | 0   | 1  | 1   | 7   | 6.1                        | 1.0  | 0.2 | 0.00 | 0.3 | 0.17 | 2.0  | 6.6                          | 1.1 | 0.00 | 2.2 | 1.10 | 13.2 |  |
| Nye, A         | 04:59                       | 1   | 0   | 0   | 0  | 0   | 0   | 2.5                        | 0.2  | 0.0 | 0.00 | 0.0 | 0.00 | 0.0  | 2.6                          | 0.0 | 0.00 | 0.0 | 0.00 | 0.0  |  |
| Stokes, K      | 04:59                       | 1   | 0   | 0   | 0  | 0   | 0   | 1.3                        | 0.1  | 0.0 | 0.00 | 0.0 | 0.00 | 0.0  | 3.5                          | 0.0 | 0.00 | 0.0 | 0.00 | 0.0  |  |

# LAS VEGAS ACES | MEDIA CHEAT SHEET



**0**  
**JACKIE YOUNG**  
 Guard | 6-0 | 165  
 Notre Dame | 8th Year



**1**  
**KIERSTAN BELL**  
 Guard | 6-1 | 176  
 FGCU | 5th Year



**2**  
**JANIAH BARKER**  
 Forward | 6-4 | 176  
 Tennessee | Rookie




**3**  
**NALYSSA SMITH**  
 Forward | 6-4 | 185  
 Baylor | 5th Year




**5**  
**JORDAN OBI**  
 Guard | 6-1 | 185  
 Kentucky | Rookie



**7**  
**STEPHANIE TALBOT**  
 F | 6-2 | 192  
 Adelaide, Australia | 8th year



**11**  
**DANA EVANS**  
 Guard | 5-6 | 145  
 Louisville | 6th Year



**12**  
**CHELSEA GRAY**  
 Guard | 5-11 | 170  
 Duke | 12th Year



**21**  
**BRIANNA TURNER**  
 Forward | 6-3 | 175  
 Notre Dame | 8th Year



**22**  
**A'JA WILSON**  
 Center | 6-4 | 195  
 South Carolina | 9th Year



**23**  
**CHENNEDY CARTER**  
 Guard | 5-9 | 143  
 Texas A&M | 5th Year



**24**  
**JEWELL LOYD**  
 Guard | 5-11 | 175  
 12th Year



**32**  
**CHEYENNE PARKER-TYUS**  
 F | 6-4 | 193  
 Middle Tenn. | 12th Year



**BECKY HAMMON**  
 Head Coach




**CHARLENE THOMAS-SWINSON**  
 Assistant Coach



**TY ELLIS**  
 Assistant Coach



**LARRY LEWIS**  
 Assistant Coach



**NOLA HENRY**  
 Assistant Coach

Head Coach: Becky Hammon  
 Assistant Coach: Charlene Thomas-Swinson  
 Assistant Coach: Ty Ellis  
 Assistant Coach: Larry Lewis  
 Assistant Coach: Nola Henry  
 Player Development Coach: Micah Fraction  
 Director of Health and Performance: Ciara Burgi  
 Lead Rehabilitation Specialist: Jerrica Thomas  
 Lead Athletic Trainer: Bryson Creer  
 Lead Performance Coach & Assistant ATC: Matt Comer  
 Manager, Basketball Operations: Anna Gomez  
 Head Equipment Manager: Dashaun Jackson  
 Basketball Operations Coordinator: Rashaad Zimmerman  
 Assistant Player Development Coach: PJ Savoy Jr.

## PRONUNCIATION GUIDE

Janiah (juh-NIGH-uh) Barker  
 Kierstan (KEER-stin) Bell  
 Chennedy (KEN-eh-dee) Carter  
 Jordan Obi (OBE-ee)  
 Brianna (BREE-ah-nah) Turner  
 A'ja (A-zhuh - like the continent, Asia) Wilson

## STAFF

Ciara (c-AIR-uh - like the Sierra mountains) Burgi (BURR-ghee)