



LAS VEGAS ACES (30-14, 9-3)

2025 WNBA CHAMPIONS



SCHEDULE & RESULTS

Date	Opponent	W/L	Score
2	@ Dallas (pre)	W	112-78
6	Phoenix (pre)	W	85-84
MAY (3-2)			
17	@ New York	L	92-78
20	@ Connecticut	W	87-62
23	Washington	W	75-72
25	@ Seattle	L	102-82
30	Los Angeles	W	96-81
JUNE (5-6)			
1	@ Seattle (CC)	W	75-70
7	@ Golden St. (CC)	L	95-68
11	Los Angeles (CC)	L	97-89
13	Dallas (CC)	W	88-84
15	Phoenix (CC)	L	76-70
17	@ Minnesota	L	76-62
20	Seattle	L	90-83
22	\$ Indiana	W	89-81
25	Connecticut	W	85-59
26	Washington	L	94-83
29	@ Phoenix	W	84-81
JULY (6-5)			
3	@ Indiana	L	81-54
6	@ Connecticut	W	86-68
8	@ New York	L	87-78
10	@ Washington	L	70-68
12	Golden State	W	104-102
16	@ Dallas	W	90-86
22	Atlanta	W	87-72
24	@ Indiana	L	80-70
25	@ Minnesota	L	109-78
27	@ Dallas	W	106-80
29	@ Los Angeles	W	89-74
AUGUST (12-1)			
2	Minnesota	L	111-58
3	Golden State	W	101-77
6	@ Golden State	W	78-72
8	Seattle	W	90-86
10	Connecticut	W	94-86
13	New York	W	83-77
15	@ Phoenix	W	86-83
17	Dallas	W	106-87
19	Atlanta	W	76-74
21	Phoenix	W	83-61
23	@ Washington	W	91-81
25	@ Chicago	W	79-74
27	@ Atlanta	W	86-75
SEPTEMBER (9-3)			
4	\$ Minnesota	W	97-87
7	\$ Chicago	W	80-66
9	\$ Chicago	W	92-61
11	@ Los Angeles	W	103-75
14	Seattle^	W	102-77
16	@ Seattle^	L	86-83
18	Seattle^	W	74-73
21	Indiana#	L	89-73
23	Indiana#	W	90-68
26	@ Indiana#	W	84-72
28	@ Indiana#	L	90-83
30	Indiana#	W (OT)	107-98
OCTOBER (4-0)			
3	Phoenix%	W	89-86
5	Phoenix%	W	91-78
8	@ Phoenix%	W	90-88
10	@ Phoenix%	W	97-86

^ Quarterfinals \$ at T-Mobile Arena
Semifinals & at Notre Dame
% Finals

HOLE CARDS

0



JACKIE YOUNG

G • 6-0 • 7th Year • Notre Dame '19

	G	PPG	RPG	APG	SPG	FG%	3P%	FT%	MIN
2025 Post	12	20.4	4.8	5.5	1.4	.494	.309	.945	34.8
Career	55	13.1	4.2	3.7	0.9	.420	.381	.920	29.3
2025	44	16.5	4.5	5.1	1.3	.475	.359	.894	32.4
Career	243	14.0	4.1	4.2	1.1	.467	.378	.860	30.0

2025 RS HIGHS: PT (34), REB (11), AST (12), STL (5), BLK (2), FGM (12), 3PM (5), FTM (11)

- 3x WNBA Champion
- 4x All-Star
- 2022 Most Improved
- 2x All-WNBA 2nd
- 2019 All-Rookie
- 2x Olympic gold (3x3 in 2020)

12



CHELSEA GRAY

G • 5-11 • 11th Year • Duke '14

	G	PPG	RPG	APG	SPG	FG%	3P%	FT%	MIN
2025 Post	12	11.2	3.4	7.3	2.3	.425	.422	.760	35.4
Career	65	13.8	3.3	6.0	1.3	.458	.399	.843	32.3
2025	44	11.2	3.9	5.4	1.4	.438	.368	.885	31.1
Career	369	11.9	3.2	5.1	1.2	.459	.380	.867	28.3

2025 RS HIGHS: PT (28), REB (10), AST (14), STL (7), BLK (3), FGM (8), 3PM (6), FTM (8)

- 4x WNBA Champion
- 2022 Finals MVP
- 6x All-Star
- 3x All-WNBA
- 2x Olympic gold
- 2022 World Cup Gold

22



A'JA WILSON

C • 6-4 • 8th Year • South Carolina '18

	G	PPG	RPG	APG	BPG	FG%	3P%	FT%	MIN
2025 Post	12	26.8	10.0	3.3	2.5	.478	.400	.784	36.0
Career	55	21.3	9.9	2.4	2.2	.502	.333	.801	35.2
2025	40	23.4	10.2	3.1	2.3	.505	.424	.855	31.2
Career	267	21.4	9.3	2.3	2.0	.498	.365	.821	31.2

2025 RS HIGHS: PT (37), REB (20), AST (7), STL (4), BLK (5), FGM (16), 3PM (3), FTM (14)

- 3x WNBA Champion
- 4x M'VP • 3x D'POY
- 2x Finals M'VP
- 7x All-Star
- 5x All-WNBA
- 2018 ROY & All-Rookie
- 2x Olympic gold
- 2x World Cup gold
- 2022 World Cup M'VP

1



KIERSTAN BELL

F • 6-11 • 4th Year • Florida Gulf Coast

	G	PPG	RPG	APG	SPG	FG%	3P%	FT%	MIN
2025 Post	12	2.4	1.0	0.3	0.3	.462	.278	---	10.1
Career Post	25	2.1	0.9	0.3	0.3	.385	.235	.800	7.7
2025	35	4.2	1.8	0.7	0.4	.340	.294	.800	12.2
Career	98	3.3	1.5	0.5	0.3	.341	.266	.742	10.4

2025 RS HIGHS: PT (19), REB (6), AST (3), STL (2), BLK (1), FGM (6), 3PM (6), FTM (4)

- 3x WNBA Champion

3



NALYSSA SMITH

F • 6-4 • 4th Year • Baylor '22

	G	PPG	RPG	APG	BPG	FG%	3P%	FT%	MIN
2025 Post	12	7.1	5.0	0.5	1.0	.578	.000	.407	23.1
Career Post	14	6.1	4.6	0.4	0.9	.569	.000	.407	20.7
2025	45	7.6	5.1	0.7	0.6	.504	.296	.611	21.2
Career	148	11.3	7.1	1.1	0.6	.467	.326	.618	25.8

2025 RS HIGHS: PT (20), REB (12), AST (4), STL (2), BLK (4), FGM (6), 3PM (1), FTM (7)

- 2025 WNBA Champion
- 2022 All-Rookie

THE TURN

NO	NAME	POS	HGT	YR	G	MIN	FG%	3P%	FT%	REB	AST	PTS
11	Dana Evans	G	5-6	5th	44	17.7	.391	.366	.755	1.1	2.2	6.6
	2025 Playoffs				11	19.7	.468	.533	1.000	1.0	2.9	8.4
12	Jewell Loyd	G	5-11	11th	44	28.3	.389	.382	.831	3.2	1.8	11.2
	2025 Playoffs				12	29.3	.416	.413	.867	3.9	0.8	9.4
13	Aaliyah Nye	G/F	6-0	R	44	15.3	.345	.314	.824	1.5	0.5	3.8
	2025 Playoffs				6	2.5	.000	.000	----	0.2	0.0	0.0
17	Megan Gustafson	C	6-4	6th	20	11.3	.351	.333	.467	1.8	0.3	3.0
	2025 Playoffs				10	10.4	.444	.250	1.000	1.3	0.3	2.2
32	Cheyenne Parker-Tyus	F	6-4	11th	2	7.0	.625	.500	.833	1.0	0.0	8.0
	2025 Playoffs				6	6.0	.400	.333	.750	1.0	0.2	2.0
41	Kiah Stokes	C	6-3	10th	40	12.9	.353	.130	.625	3.6	0.4	1.1
	2025 Playoffs				9	1.3	----	----	----	0.1	0.0	0.0

ACES MEDIA RELATIONS

Caroline Williams, Director | CWilliams@LasVegasAces.com | 725-289-8896
Carly Ebisuya, Manager | CEbisuya@LasVegasAces.com | 714-305-6808

CONGRATULATIONS!

If you are reading this, it means that you have made the wise decision to cover a WNBA game featuring the two-time WNBA Champion Las Vegas Aces. Odds are, you are a member of one of the most prestigious media outlets in the nation, and a talented print, radio or television personality. Regardless of how these game notes came into your possession, welcome to year 8 of the Las Vegas Aces.

These Game Notes are designed to simplify your coverage of the Aces, but in a society that now likes to communicate in 140-280 characters or less and 30-second Tik Tok videos, even a modest-sized set of Game Notes like this one can be intimidating.

Over the rest of this page, we will walk you through the complexities of this document to further enhance your ability to cover the most entertaining team in the WNBA.

Before we begin, we want you to know that we've gone interactive with notes again this year. **Embedded links will take you to the interweb page that contains more information on each note or tidbit of information. Click through to your heart's content!**

Aces, Stars & Starzz Franchise History

For a robust franchise history, including yearly team recaps dating to 1997, the league's inaugural season, award winners, transactions, draft picks, season statistical leaders, etc., see the [Franchise History & Records page online](#).

Aces Media Central

For quick links to the Aces credential portal, past game notes, WNBA media policies, 2025 Year in Review (as it happens) and other media-centric information, be sure to check out the [Aces Media Central page](#).

Statistics

If all you need are our season statistics, just flip to the end of these notes. Both teams' stats are always located on the second to last page. We have decided not to include any box scores ~~because we are lazy~~ in an effort to rid the planet of unnecessary paper waste. All WNBA box scores (PDFs) are located online and can be downloaded here.

Frequently Asked Questions

1) "I have found several typos in this document. Would you like to know about them?"

Yes, we would, but you should know that there are many people in the world who are not happy unless they find fault in the work of others. In an effort to boost their self-confidence, we have intentionally sprinkled several typos in this document to assist them, so we may already be aware of the typos of which you speak.

2) "I wish you would include [insert statistical note wish here] in your game notes."

Send us an email request and we'll try to add it to the notes package. After all, we are here to help you cover the Aces, and if there's something missing that will better help you do your job, please let us know!

Epilogue

If you have any additional questions, please don't hesitate to reach out to the Aces media relations duo listed on Page 1. Thanks again for your interest in covering the Las Vegas Aces.

Your dedicated media relations team,
Caroline & Carly

2025 ACES RECORD BREAKDOWN

	Record	Home	Away	OT
Overall	30-14	17-5	13-9	0-0
Eastern	14-6	9-1	5-5	0-0
Western	16-8	8-4	8-4	0-0

TABLE OF CONTENTS

1	Schedule/Results, Media Relations Contacts, Quick Hits
2	Welcome!
3	Aces Roster & Pronunciation Guide
4-5	Aces History vs. Opponent
6-13	Season Notes
14	Head Coach Becky Hammon
16-37	Aces Player Bios
40	Aces Game-by-Game Team Statistics
41	Aces & Opponent Cumulative Statistics
OBC	Media Cheat Sheet Roster

FRANCHISE HISTORY

All-Time Record	485-493 (.496)
Utah Starzz (1997-2002)	87-99 (.444)
San Antonio Stars (2003-2017)	204-306 (.400)
Las Vegas Aces (2018-2024)	194-88 (.688)
Postseason Appearances	17
All-Time Postseason Record	45-43 (.514)
Utah Starzz (2001-2002)	2-5 (.286)
San Antonio Stars (2007-2012, 2014)	8-18 (.308)
Las Vegas Aces (2019-2025)	35-20 (.636)
WNBA Finals Appearances	5
WNBA Championships	3 (2022, 2023, 2025)
All-Time WNBA Finals Record	10-8 (.556)
San Antonio Stars (2008)	0-3 (.000)
Las Vegas Aces (2020, 2022-2023)	10-5 (.667)
Commissioner's Cup Championships	1 (2022)
Commissioner's Cup Record (2021-2025)	28-13 (.683)

THEME NIGHTS

Opening Night: May 23 vs. Washington
Kids Day: June 15 vs. Phoenix
PRIDE: June 26 vs. Washington
Throwback/Alumni Celebration: July 12 vs. Golden State
Cancer Awareness: August 17 vs. Dallas
Heroes of the House: September 4 vs. Minnesota
Fan Appreciation presented by Ally: September 9 vs. Chicago

GIVEAWAYS

2025 Aces Collectible Pin No. 1 (Kiah Stokes): May 23 vs. Washington
BUCKET\$ Squish: June 15 vs. Phoenix
2025 Aces Collectible Pin No. 2 (A'ja Wilson): June 25 vs. Connecticut
Love flag: June 26 vs. Washington
Aces bucket hat: July 12 vs. Golden State
2025 Aces Collectible Pin No. 3 (Megan Gustafson): July 22 vs. Atlanta
A'ja Wilson Bobblehead: August 19 vs. Atlanta
2025 Aces Collectible Pin No. 4 (Jackie Young): August 21 vs. Phoenix
Challenge Coin: September 4 vs. Minnesota
2025 Aces Collectible Pin No. 5 (Jewell Loyd): September 7 vs. Chicago
Fan Appreciation Night (Rally Towel): September 9 vs. Chicago

2025 LAS VEGAS ACES • ALPHABETICAL ROSTER

NO	NAME	POS	HGT	WGT	DOB	YEAR	COLLEGE	HOMETOWN
1	Kierstan Bell	F	6-1	176	03/16/2000	4th	Florida Gulf Coast	Alliance, OH
11	Dana Evans	G	5-6	145	08/01/1998	5th	Louisville	Gary, IN
12	Chelsea Gray	G	5-11	170	10/08/1992	11th	Duke	Manteca, CA
17	Megan Gustafson	C	6-4	195	12/13/1996	7th	Iowa	Port Wing, WI
24	Jewell Loyd	G	5-11	175	10/05/1993	11th	Notre Dame	Lincolnwood, IL
13	Aaliyah Nye	G/F	6-0	n/a	08/14/2002	R	Alabama	East Lansing, MI
32	Cheyenne Parker-Tyus	F	6-4	193	08/22/1992	11th	Middle Tennessee	Queens, NY
3	Nalyssa Smith	F	6-4	185	08/08/2000	4th	Baylor	San Antonio, TX
41	Kiah Stokes	C	6-3	191	03/30/1993	10th	Connecticut	Cedar Rapids, IA
22	A'ja Wilson	C	6-4	195	08/08/1996	8th	South Carolina	Hopkins, SC
0	Jackie Young	G	6-0	165	09/16/1997	7th	Notre Dame	Princeton, IN

2025 LAS VEGAS ACES • NUMERICAL ROSTER

NO	NAME	POS	HGT	WGT	DOB	YEAR	COLLEGE	HOMETOWN
0	Jackie Young	G	6-0	165	09/16/1997	7th	Notre Dame	Princeton, IN
1	Kierstan Bell	F	6-1	176	03/16/2000	4th	Florida Gulf Coast	Alliance, OH
3	Nalyssa Smith	F	6-4	185	08/08/2000	4th	Baylor	San Antonio, TX
11	Dana Evans	G	5-6	145	08/01/1998	5th	Louisville	Gary, IN
12	Chelsea Gray	G	5-11	170	10/08/1992	11th	Duke	Manteca, CA
13	Aaliyah Nye	G/F	6-0	n/a	08/14/2002	R	Alabama	East Lansing, MI
17	Megan Gustafson	C	6-4	195	12/13/1996	7th	Iowa	Port Wing, WI
22	A'ja Wilson	C	6-4	195	08/08/1996	8th	South Carolina	Hopkins, SC
24	Jewell Loyd	G	5-11	175	10/05/1993	11th	Notre Dame	Lincolnwood, IL
32	Cheyenne Parker-Tyus	F	6-4	193	08/22/1992	11th	Middle Tennessee	Queens, NY
41	Kiah Stokes	C	6-3	191	03/30/1993	10th	Connecticut	Cedar Rapids, IA

Head Coach: Becky Hammon

Assistant Coach: Charlene Thomas-Swinson

Assistant Coach: Ty Ellis

Assistant Coach: Larry Lewis

Player Development Coach: John Lucas III

Director of Health and Performance: Ciara Burgi

Lead Rehabilitation Specialist: Jerrica Thomas

Lead Performance Coach: Stephanie Sharpe

Lead Athletic Trainer: Bryson Creer

PRO-NUN-C-A-SHUN GUYD

Kierstan Bell KEER-stin

Megan Gustafson GUST-uff-sun

Kiah Stokes KEE-uh

A'ja Wilson A-zhuh (like the continent, Asia)

Ciara Burgi

c-AIR-uh

BURR-g (like the Sierra mountains)

PLAYOFFS SCHEDULE/RESULTS

After a long season that saw the Aces fighting for a playoff position, to rising to the No. 2 seed, the eventual 2025 playoff picture came into view on the final night of games. Eight teams advanced and the final two remain in the hunt for the 2025 WNBA Championship.

Rk Team RS Record

1. Minnesota	34-10
2. Las Vegas	30-14
3. Atlanta	30-14
4. Phoenix	27-17
5. New York	27-17
6. Indiana	24-20
7. Seattle	23-21
8. Golden State	23-20

Quarterfinals

Minnesota def. Golden State 2-0

Game 1: Minnesota 101, Golden State 72

Game 2: Minnesota 75, Golden State 74

Phoenix def. New York 2-1

Game 1: New York 76, Phoenix 69

Game 2: Phoenix 86, New York 60

Game 3: Phoenix 79, New York 73

Las Vegas def. Seattle 2-1

Game 1: Las Vegas 102, Seattle 77

Game 2: Seattle 86, Las Vegas 83

Game 3: Las Vegas 74, Seattle 73

Indiana def. Atlanta 2-1

Game 1: Atlanta 80, Indiana 68

Game 2: Indiana 77, Atlanta 60

Game 3: Indiana 87, Atlanta 85

Semifinals (Sept. 21, 23, 26, 28, 30)

Phoenix def. Minnesota 3-1

Game 1: Minnesota 82, Phoenix 69

Game 2: Phoenix 89, Minnesota 83 (OT)

Game 3: Phoenix 84, Minnesota 76

Game 4: Phoenix 86, Minnesota 81

Las Vegas def. Indiana 4-1

Game 1: Indiana 89, Las Vegas 73

Game 2: Las Vegas 90, Indiana 68

Game 3: Las Vegas 84, Indiana 72

Game 4: Indiana 90, Las Vegas 83

Game 5: Las Vegas 107, Indiana 98 (OT)

Finals (Oct. 3, 5, 8, 10)

Las Vegas def. Phoenix 4-0

Game 1: Las Vegas 89, Phoenix 86

Game 2: Las Vegas 91, Phoenix 78

Game 3: Las Vegas 90, Phoenix 88

Game 4: Las Vegas 97, Phoenix 86



LAS VEGAS ACES GAME NOTES (STATS THROUGH END OF 2025 FINALS)

FRANCHISE PLAYOFF RECORD BOOK

GAMES

PLAYER	YEARS	GAMES
1. A'ja Wilson	2019-2025	55
Jackie Young	2019-2025	55
3. Chelsea Gray	2021-2025	41
4. Kiah Stokes	2021-2025	36
5. Kelsey Plum	2019, 2021-2024	35

POINTS

PLAYER	YEARS	POINTS
1. A'ja Wilson	2019-2025	1'171
2. Jackie Young	2019-2025	722
3. Chelsea Gray	2021-2025	616
4. Kelsey Plum	2019, 2021-2024	608
5. Becky Hammon	2007-2012, 2014	474

10+ POINT GAMES

PLAYER	YEARS	GAMES
1. A'ja Wilson	2019-2025	50
2. Jackie Young	2019-2025	36
3. Chelsea Gray	2021-2025	33
Kelsey Plum	2019, 2021-2024	29
5. S. Young-Malcolm	2007-2012, 2014	25

20+ POINT GAMES

PLAYER	YEARS	GAMES
1. A'ja Wilson	2019-2025	31
2. Kelsey Plum	2021-2024	15
3. Chelsea Gray	2021-2025	12
4. S. Young-Malcolm	2007-2009, 2011-2012	9
Jackie Young	2019-2025	9

30+ POINT GAMES

PLAYER	YEARS	GAMES
1. A'ja Wilson	2019-2025	10
2. Becky Hammon	2007-2008	3
3. Jackie Young	2019-2025	2
4. Chelsea Gray	2021-2025	1

ASSISTS

PLAYER	YEARS	ASSISTS
1. Chelsea Gray	2021-2025	280
2. Jackie Young	2019-2025	205
3. Kelsey Plum	2019, 2021-2024	141
4. A'ja Wilson	2019-2025	131
5. Becky Hammon	2007-2012, 2014	114

OFFENSIVE REBOUNDS

PLAYER	YEARS	OFF REBS
1. A'ja Wilson	2019-2025	100
2. S. Young-Malcolm	2007-2012, 2014	59
3. Jackie Young	2019-2025	50
4. Kiah Stokes	2021-2025	36
5. Natalie Williams	2001-2002	28

DEFENSIVE REBOUNDS

PLAYER	YEARS	DEF REBS
1. A'ja Wilson	2019-2025	444
2. Jackie Young	2019-2025	183
3. Chelsea Gray	2021-2025	138
4. Kiah Stokes	2021-2025	132
5. S. Young-Malcolm	2007-2012, 2014	110

TOTAL REBOUNDS

PLAYER	YEARS	REBS
1. A'ja Wilson	2019-2025	544
2. Jackie Young	2019-2025	233
3. S. Young-Malcolm	2007-2012, 2014	169
4. Kiah Stokes	2021-2025	168
5. Chelsea Gray	2021-2025	149

STEALS

PLAYER	YEARS	STEALS
1. A'ja Wilson	2019-2025	66
2. Chelsea Gray	2021-2025	60
3. Jackie Young	2019-2025	51
4. S. Young-Malcolm	2007-2012, 2014	37
5. Kelsey Plum	2019, 2021-2024	31
Becky Hammon	2007-2012, 2014	31

BLOCKS

PLAYER	YEARS	BLOCKS
1. A'ja Wilson	2019-2025	123
2. Chelsea Gray	2021-2025	35
3. Ruth Riley	2007-2011	32
4. Margo Dydek	2001-2002	24
5. Kiah Stokes	2021-2025	14

FIELD GOALS MADE

PLAYER	YEARS	FGM
1. A'ja Wilson	2019-2025	440
2. Jackie Young	2019-2025	246
3. Chelsea Gray	2021-2025	237
Kelsey Plum	2019, 2021-2024	209
5. S. Young-Malcolm	2007-2012, 2014	171

FIELD GOALS ATTEMPTED

PLAYER	YEARS	FGA
1. A'ja Wilson	2019-2025	876
2. Jackie Young	2019-2025	586
3. Chelsea Gray	2021-2025	492
4. Kelsey Plum	2019, 2021-2024	476
5. Becky Hammon	2007-2012, 2014	353

2-POINT FIELD GOALS MADE

PLAYER	YEARS	2PT FGM
1. A'ja Wilson	2019-2025	427
2. S. Young-Malcolm	2007-2012, 2014	170
3. Jackie Young	2019-2025	166
4. Chelsea Gray	2021-2025	161
5. Kelsey Plum	2019, 2021-2024	129

2-POINT FIELD GOALS ATTEMPTED

PLAYER	YEARS	2PT FGA
1. A'ja Wilson	2019-2025	837
2. Jackie Young	2019-2025	376
3. S. Young-Malcolm	2007-2012, 2014	349
4. Chelsea Gray	2021-2025	313
5. Kelsey Plum	2019, 2021-2024	259

3-POINT FIELD GOALS MADE

PLAYER	YEARS	3PT FGM
1. Kelsey Plum	2019, 2021-2024	80
Jackie Young	2019-2025	80
3. Chelsea Gray	2021-2025	76
4. Becky Hammon	2007-2012, 2014	73
5. Riquna Williams	2021-2022	29

3-POINT FIELD GOALS ATTEMPTED

PLAYER	YEARS	3PT FGM
1. Kelsey Plum	2019, 2021-2024	217
2. Jackie Young	2019-2025	210
3. Chelsea Gray	2021-2025	179
4. Becky Hammon	2007-2012, 2014	172
5. Riquna Williams	2021-2022	82

FREE THROWS MADE

PLAYER	YEARS	FTM
1. A'ja Wilson	2019-2025	261
2. Jackie Young	2019-2025	143
3. S. Young-Malcolm	2007-2012, 2014	113
4. Kelsey Plum	2019, 2021-2024	110
5. Becky Hammon	2007-2012, 2014	101

FREE THROWS ATTEMPTED

PLAYER	YEARS	FTA
1. A'ja Wilson	2019-2025	328
2. Jackie Young	2019-2025	155
3. S. Young-Malcolm	2007-2012, 2014	154
4. Kelsey Plum	2019, 2021-2024	125
5. Becky Hammon	2007-2012, 2014	112

DOUBLE-DOUBLES

PLAYER	YEARS	DUB-DUBS
1. A'ja Wilson	2019-2025	26
2. Liz Cambage	2019, 2021	5
Chelsea Gray	2021-2023	5
4. Natalie Williams	2001-2002	3
S. Young-Malcolm	2007-2008	3
6. Jackie Young	2019-2025	2
Margo Dydek		2



TOP 25 IN WNBA PLAYOFF HISTORY

GAMES PLAYED

RK	PLAYER	POINTS
1.	DeWanna Bonner	98
7.	Candace Parker	66
8.	Chelsea Gray	65
16.	S. Cash, K. Douglas, M. Moore	56
19.	A'ja Wilson, Jackie Young, Natisha Hiedeman	55

POINTS

RK	PLAYER	POINTS
1.	Diana Taurasi	1,486
2.	DeWanna Bonner	1,291
3.	A'ja Wilson	1,171
11.	Seimone Augustus	901
12.	Chelsea Gray	897
17.	Katie Douglas	730
18.	Becky Hammon, Jackie Young	704

10-POINT GAMES

RK	PLAYER	10-PT GAMES
1.	DeWanna Bonner	70
5.	M. Moore, L. Whalen	51
7.	A'ja Wilson	50
10.	Seimone Augustus	48
11.	Chelsea Gray	46

20-POINT GAMES

RK	PLAYER	20-PT GAMES
1.	Diana Taurasi	44
2.	A'ja Wilson	31
13.	Cappie Pondexter	17
14.	Chelsea Gray, S. Augustus, Cynthia Cooper-Dyke	16

ASSISTS

RK	PLAYER	ASSISTS
1.	Alyssa Thomas	410
2.	Courtney Vandersloot	390
3.	Chelsea Gray	389
10.	DeWanna Bonner	211
11.	Jackie Young	205

OFFENSIVE BOARDS

RK	PLAYER	OFFENSIVE REBS
1.	Rebekkah Brunson	186
14.	Maya Moore	109
15.	T. Thompson, A'ja Wilson	100

DEFENSIVE BOARDS

RK	PLAYER	DEFENSIVE REBS
1.	DeWanna Bonner	558
2.	Candace Parker	485
3.	Tamika Catchings	449
4.	A'ja Wilson	444
20.	Yolanda Griffith	205
21.	Chelsea Gray	197

TOTAL REBOUNDS

RK	PLAYER	REBOUNDS
1.	DeWanna Bonner	668
4.	Rebekkah Brunson	563
5.	A'ja Wilson	544

STEALS

RK	PLAYER	STEALS
1.	Tamika Catchings	152
5.	Alyssa Thomas	95
6.	Chelsea Gray	87
16.	Penny Taylor	68
17.	A'ja Wilson	66

BLOCKED SHOTS

RK	PLAYER	BLOCKS
1.	Lisa Leslie	132
2.	A'ja Wilson	123
22.	Tina Thompson	41
23.	Chelsea Gray, M. Moore	39

FIELD GOALS MADE

RK	PLAYER	FGM
1.	Diana Taurasi	489
2.	DeWanna Bonner	448
3.	A'ja Wilson	440
10.	Lisa Leslie	345
11.	Chelsea Gray, Brittney Griner	341
21.	Sue Bird, Sylvia Fowles	250
23.	Jackie Young	246

2-POINT FIELD GOALS MADE

RK	PLAYER	3PM
1.	A'ja Wilson	427
2.	Alyssa Thomas	379
18.	Jonquel Jones	242
19.	Chelsea Gray	233

3-POINT FIELD GOALS MADE

RK	PLAYER	3PM
1.	Diana Taurasi	217
5.	Maya Moore	109
6.	Chelsea Gray	108
11.	Tamika Catchings	81
12.	Jackie Young, K. Plum, D. Nolan	80
16.	Breanna Stewart	72
17.	Jewell Loyd, S. Ionescu	71

FREE THROWS MADE

RK	PLAYER	FTM
1.	Tamika Catchings	356
2.	Diana Taurasi	291
3.	A'ja Wilson	278
15.	Rebekkah Brunson	156
16.	Jackie Young	150

DOUBLE-DOUBLES

RK	PLAYER	DUB-DUBS
1.	Alyssa Thomas	31
2.	T. Catchings, C. Parker	27
4.	A'ja Wilson	26

PLAYOFF NOTES

SWEEPING AWAY

Not including the 1997 WNBA Finals, which wasn't a series but a single, winner-take-all game, there have now been 11 sweeps in WNBA Finals history. The Las Vegas Aces in 2025 became the first to do so in the expanded best-of-seven series. It also was the first Finals sweep since the 2020 Storm went 3-0 against the Aces for that year's title.

#WINNING, POSTSEASON EDITION

Since moving to Las Vegas, the franchise owns the highest playoff winning percentage than any other team in the league. The three-time champs have won 63.6% (35-20) of their postseason games since relocating to the Sports & Entertainment Capital of the World in 2018.

GAME 3 CURSE LIFTED

2025 marks the 5th WNBA Finals appearance for the franchise, after it also advanced in 2008, 2020, 2022 and 2023, with the Aces winning it all the last two trips to the Finals. Prior to Oct. 8, the Aces were 0-4 in Finals Game 3s. Curse broken.

DUB/DUBS THE HARD WAY

In Finals Game 2, **Chelsea Gray** notched her second points/assists double-double in a WNBA Finals game, the second most ever recorded in Finals play. Alyssa Thomas tops the list with 4. Gray first recorded one in the 2023 WNBA Finals with 14 points and 11 rebounds in the 104-74 victory over New York on Oct. 11, 2023. Looking at points/assists double-doubles in playoff games, Gray has a total of 5, which ranks No. 4. Thomas is No. 1 with 14.

CHARITY STRIPE STREAKING

Jackie Young made 35 free throw attempts in playoff action from Sept. 23 through Oct. 10. It was the longest streak for a single playoff run in league history, eclipsing the previous record of 32, recorded four times (DeWanna Bonner, 2020; Elena Delle Donne, 2014 and 2018; Diana Taurasi, 2016).

FIRST UP

In Game 1 against Phoenix, **Dana Evans**, who was 5 of 6 from 3-point, became the 1st player in WNBA Finals history with at least 5 3-pointers and 4 steals in a Finals game, and 4th to do so in any playoff game.

20/10 GAMES

A'ja Wilson (90) lists second, behind Tina Charles (109), on the WNBA's all-time regular season list for 20/10 points/rebounds double-doubles.

In playoff games, however, she sits atop that list with 17 such double-doubles, including in the Finals with her 21-point, 10-rebound performance in Game 1, 28-point, 14-rebound outing in Game 2 and 34-point and 14-rebounding performance in Game 3. No. 2 on the list are a pair of legends, Tamika Catchings and Candace Parker, who had 12 apiece in their playoff careers.

30 FOR 30

A'ja Wilson, who had 33 points at the end of regulation, and **Jackie Young**, 28 points through four quarters of play, became the first teammates in WNBA history to score 30 points in the same playoff game after Wilson finished with 35 (13-27 FGs) and Young posted 32 (10-20 FGs) against Indiana on Sept. 30. Further, with her third 30-point game in the 2025 playoffs, **Wilson tied her own league record for a single postseason run** after also scoring 30 or more 3 times in 2023. By the time the trophy was hoisted, Wilson's record bumped the record to 5 games with at least 30 points in a single playoff run.

FEELING RANK (FINAL REGULAR SEASON TOP 30-ISH)

	PPG	RPG	APG	SPG	BPG	MPG	FG%	3P%	FT%
Dana Evans	---	---	---	---	---	---	---	27	---
Chelsea Gray	---	---	8	11	24	18	---	29	8
Jewell Loyd	---	---	---	27	---	32	---	17	23
Aaliyah Nye	---	---	---	---	---	---	---	---	---
Nalyssa Smith	---	27	---	---	23	--	15	---	---
A'ja Wilson	1	2	28	4	1	17	13	---	17
Jackie Young	12	---	11	15	---	23	25	32	5
Aces Team Overall	6	8	9	7	2		8	3	2
Aces Team Since 8/3 (start of 16-0 run)	1	4	1	4	2		2	2	4

*tie

30-30

A'ja Wilson, who scored at least 30 points in back-to-back Finals and back-to-back Semifinals games in 2025, is one of just three players to score 30 points in consecutive games in the same postseason, something she's now accomplished four times. She also is the only one to do it more than once, after stringing together a trio of 30-point games in 2023 postseason play and a pair in 2022.

Player	Consecutive 30-Point Games	Playoffs
A'ja Wilson	3	2023 (1-R1, 2-SF)
Angel McCoughtry	2	2011 (2 Finals)
Breanna Stewart	2	2020 (1 SF, 1 Finals)
A'ja Wilson	2	2022 (2 Semifinals)
A'ja Wilson	2	2025 (2 Semifinals)
A'ja Wilson	2	2025 (2 Finals)

MONEY BALL

Fun fact of the day: the Las Vegas Aces are 15-1 in playoff games when A'ja Wilson scores at least 25 points.

LAS VEGAS ACES IN THE PLAYOFFS

Since moving to Las Vegas in 2018, the team is 35-20 (.636) in the playoffs and have won 18 games by 10 or more points, 6 by at least 20 and 2 by more than 30. Further, the Aces own the most playoff victories in the league since the team relocated to the Sports & Entertainment Capital of the World. Connecticut is No. 2 with 23 victories since 2018, Seattle has 17, and New York and Phoenix round out the top five with 16 apiece.

The franchise is 45-43 overall in playoff games and has reached the WNBA Finals five times -- 2008, 2020, 2022, 2023 and 2025.

COACHING #WINS

Las Vegas Aces head coach **Becky Hammon** now ranks **No. 5 for all-time WNBA postseason coaching victories** with 28, trailing No. 4 Mike Thibault, who produced 34 playoff wins.

Among the top 10 in all-time WNBA postseason coaching wins, Hammon ranks at the top of the list for winning percentage with an unmatched 75.7%, ahead of No. 2 Michael Cooper (.628) and No. 3 Cheryl Reeve (.627).

Hammon also owns the highest Finals winning percentage (minimum 5 Finals games coached) after going 10-2 (.833) in the Finals.

EARLY RETURNS

In securing her 20th playoff victory on Sept. 14, Becky Hammon became the second-fastest coach in W history to reach 20 playoff wins, doing so in her 26th postseason game. Cheryl Reeve tops the list after getting her 20th in 25 games. Michael Cooper (27), Van Chancellor (30) and John Whisenant (31) round out the top 5.

Hammon also lists as the second-fastest to her 25th playoff victory, doing so in 34 games. Reeve tops the list after picking up her 25th win in 33 games. Cooper (37), Bill Laimbeer (41) and Sandy Brondello (46) round out the top 5.

M & D ... ANOTHER MILESTONE CHECKED OFF

Ahead of Finals Game 1, only **3 athletes in WNBA history had scored at least 1,000 points and hauled in at least 500 rebounds in the postseason**: DeWanna Bonner, Tamika Catchings and Candace Parker. **A'ja Wilson** became the 4th to do so. Having notched the double milestone in 52 games and age 29 years and 56 days, Wilson became the youngest and fastest to the mark. Parker previously did it in the fewest games (56) and also was the youngest (35 years, 177 days).

YOUNGER, FASTER ... AGAIN

A'ja Wilson hit another historic quintuple milestone on Sept. 23 in becoming the **3rd player in W playoff history with at least 900 points, 450 rebounds, 100 blocks, 100 assists and 50 steals**, behind Lisa Leslie and Candace Parker. Cue the broken record: Wilson was the youngest (29 years, 46 days) and fastest (48 games) to do so. Leslie hit the quintuple milestone in 52 games and Parker was 36 years and 126 days old when she did so.

GOOD GAWD!

Against Indiana in Game 1 of the semis, the Point Gawd **Chelsea Gray** became just the second player in WNBA playoff history with 800 points and 300 assists. She joined an exclusive club that, at the time, listed Lindsay Whalen as its lone member.

Much like Wilson had done throughout the season, **Gray was the youngest and fastest to the mark** until Alyssa Thomas added her name to the group on Sept 23 and is now the fastest to the mark (52 games). Whalen hit her double milestone at 35 years and 128 days in her 75th playoff game. Gray was 32 years and 348 days in her 57th playoff game.

Gray surpassed 200 career postseason rebounds against Phoenix in Game 2 and now has 207. She is just the **3rd player in league history to record at least 800 points, 300 assists and 200 rebounds in postseason play**.

THE 300

Prior to Sept. 18, only 13 players in WNBA history had made 300 field goals in the postseason. **Chelsea Gray became No. 14** in her 56th playoff contest.

GONE STREAKING

The Aces strung together the second-longest winning streak in league history with 17 straight victories from Aug. 3 through Sept. 14. The 2001 Los Angeles Sparks won 18 in a row from June 26-August 11 and the 2002 and 2003 Sparks combined to win 18 straight from August 9, 2002 through June 14, 2003. The Aces, who closed the regular season with 16 straight wins and picked up No. 17 in the playoffs, will be gunning for the 2001 Sparks regular season record when they open play in 2026.

700/200 CLUB

On Oct. 10, the deciding Game 4 of the Finals, Jackie Young became the **9th player in WNBA history to score at least 700 points and dish out at least 200 assists** in postseason play. In doing so at 28 years and 24 days, Young became the ... ahh, youngest player in W history to hit those marks, bumping ahead of teammate Chelsea Gray's previous high-water mark of 31 years and 7 days. Young now has 722 points and 205 assists in 55 playoff games.



CENTURY CLUB

The Las Vegas Aces on Sept. 28 scored 100 points in a playoff game for the fifth time in franchise history after recording 107 against Indiana. Previously the Aces scored 117 against Phoenix (8/20/2022), 110 against Seattle (9/4/2022), 104 against NY (10/11/2023) and 102 against Seattle (9/14/2025) in the playoffs.

38-SPECIAL

A'ja Wilson tied her career playoff high with 38 points in the deciding quarterfinals Game 3 against Seattle, marking the 5th-most points scored ever in a WNBA playoff game. Wilson's first 38 game came in the 2023 first round against Chicago. The W's top scoring output of 42 points was produced on three occasions, first by Angel McCoughtry (9/7/2010) and followed by Breanna Stewart (9/6/2022) and Napheesa Collier (9/25/2024).

TAKING STOCK

Over 12 playoff games in 2025, **A'ja Wilson** compiled 25 steals and 30 blocked shots for a combined total of 55 stocks. Over her 55 career playoff games, Wilson's 189 total stocks **rank No. 5 among all-time WNBA postseason leaders**.

RK	Player	Games	Steals	Blocks	Stocks
1.	Candace Parker	66	108	117	225
2.	Tamika Catchings	68	152	62	214
3.	Lisa Leslie	52	65	132	197
4.	DeWanna Bonner	98	116	80	196
5.	A'ja Wilson	55	66	123	189

Wilson set the **single-season playoff record for stocks**, previously owned by Napheesa Collier, who had 48 over 12 games in 2024.

RK	Player	Year	G	STL	BLK	STK
1.	A'ja Wilson	2025	12	25	30	55
2.	Napheesa Collier	2024	12	25	23	48
3.	Tamika Catchings	2009	10	33	14	47
4.	Lisa Leslie	2001	7	12	31	43
5.	Tamika Catchings	2012	10	23	18	41

Wilson also **rank among the top 7 for stocks averaged** (minimum 4 playoff games) in a single playoff run.

RK	Player	Year	G	STL	BLK	STK
1.	Lisa Leslie	2001	7	1.71	4.43	6.14
2.	Brittney Griner	2015	4	0.75	4.50	5.25
3.	Tamika Catchings	2009	10	3.30	1.40	4.70
4.	Lisa Leslie	2002	6	1.83	2.83	4.67
5.	A'ja Wilson	2025	12	2.08	2.50	4.58

REGULAR SEASON REWIND

A'ONE & ONLY

It's sometimes hard to wrap one's head around the back-to-back dominating seasons A'ja Wilson has strung together. But let's look at another data point. Wilson is the **only player in the history of the league to amass at least 900 points and 400 rebounds** in a single season, and she's now done it twice!

Year	G	Pts	Rebs	Ast	Stl	Blk	FG%	3P%	FT%
2024	38	1021	451	88	68	98	.518	.317	.844
2025	40	937	407	122	64	92	.505	.424	.855

In looking at averages, only four players in league history averaged at least 20 points and 10 rebounds in a single season -- and Wilson has now done that twice. Sylvia Fowles (2011), Chamique Holdscrow (2003) and Candace Parker (2010) are the only others to accomplish the feat.

Year	G	PPG	RPG	APG	SPG	BPG	FG%	3P%	FT%
2024	38	26.9	11.9	2.3	1.8	2.6	.518	.317	.844
2025	40	23.4	10.2	3.1	1.6	2.3	.505	.424	.855

PUT ME IN, COACH; I'M READY TO PLAY.

In the first 25 games this season, **Jewell Loyd** averaged 10.4 points on 36.3% shooting from the field and 35.4% behind the arc. After asking to come off the bench, Loyd bumped those numbers to 12.1 ppg, 42.3% from the field and 40.9% from 3-point over her final 19 games as a reserve.

HOW MANY GAMES?

Nalyssa Smith, who started the season playing for Dallas, which had a front-loaded schedule, before joining the Aces, played 45 games between the two clubs -- the most games in a single season in WNBA history.

AND THE AWARD GOES TO ...

TIME Magazine Athlete of the Year

A'ja Wilson

WNBA M'VP

A'ja Wilson (4) | Historic 4th M'VP, 23.4 ppg, 50.5 FG%, 10.2 rpg, 3.1 apg, 2.3 bpg and 1.6 spg; ranked No. 1 in player efficiency rating, win shares overall, offensive win shares, defensive win shares and defensive rating

WNBA Co-Defensive Player of the Year & All-Defensive 1st Team

A'ja Wilson (3) | led league for blocks, stocks, defensive win shares and defensive rating; ranked No. 2 defensive rebounds and defensive rebound percentage and No. 4 in steals.

All-Stars

A'ja Wilson 6th overall, 5th as a starter

Jackie Young 4th overall, 2nd as a starter

WNBA Player of the Month

August | **A'ja Wilson** (13) 25.5 ppg, 11.8 rpg, 1.8 bpg, 1.4 spg

WNBA Coach of the Month

August | **Becky Hammon** (4) 12-1 record in August

WNBA Player of the Week

Aug. 26 | **A'ja Wilson** (27) 29.0 ppg, 12.7 rpg, 2.0 apg, 2.7 bpg

Aug. 19 | **A'ja Wilson** (26) 27.0 ppg, 13.3 rpg, 2.0 apg, 2.3 bpg

Aug. 12 | **A'ja Wilson** (25) 29.3 ppg, 13.0 rpg, 3.7 apg, 1.3 spg

July 1 | **A'ja Wilson** (24) 23.3 ppg, 10.3 rpg, 4.3 apg, 2.7 bpg

June 3 | **A'ja Wilson** (23) 27.0 ppg, 10.0 rpg, 4.5 apg, 3.5 bpg

Associated Press M'VP & Female Athlete of the Year

A'ja Wilson | 23.4 ppg, 3.1 apg, 1, 50.5 FG%, 42.4 3P%, 85.5 FT%

Associated Press Defensive Player of the Year

A'ja Wilson | 2.3 bpg, No. 1 for def. win shares (3.1) & def. rating (96.4)

All-Associated Press

1st Team | **A'ja Wilson** 23.4 ppg, 10.2 rpg, 2.3 bpg, 50.5 FG%

2nd Team | **Jackie Young** 16.5 ppg, 4.5 rpg, 5.1 apg, 47.5 FG%

Associated Press Player of the Week

Sept. 9 | **A'ja Wilson** 31.0 ppg, 9.5 rpg, 2.5 bpg, 2.5 spg, 68.6 FG%

Aug. 26 | **A'ja Wilson** 29.0 ppg, 12.7 rpg, 2.0 apg, 2.7 bpg

Aug. 19 | **A'ja Wilson** 27.0 ppg, 13.3 rpg, 2.0 apg, 2.3 bpg

Aug. 12 | **A'ja Wilson** 29.3 ppg, 13.0 rpg, 3.7 apg, 1.3 spg

July 22 | **A'ja Wilson** 30.5 ppg, 11.0 rpg, 3.5 apg, 2.0 bpg

6,000 DEGREES OF SEPARATION

Jewell Loyd, whose first career point came against Los Angeles on June 6, 2015, became the **16th player in WNBA history to score 6,000 career points**. She did so Sept. 9 against Chicago at 31 years and 339 days, making her the third-youngest player in WNBA history to hit that mark. It was the 370th game of her career, which lists as the 9th fastest in W history.

Diana Taurasi holds the record for the youngest and quickest to the milestone at 291 games when she was 31 years and 61 days old.



LAS VEGAS ACES GAME NOTES (STATS THROUGH END OF 2025 FINALS)

POST ALL-STAR BUMP ... CRANKED UP

The Aces, who started the season with a 14-14 record, saw an improvement in many statistical categories since the All-Star break, most of which increased since the start of their 16-game winning streak to close out the season. Here's a snapshot:

	W-L	PTS	OER	OPP POT	FG%	3P%	REB	AS	TO	ST	BK
Pre	11-11	80.6	101.2	16.5	.416	.325	33.2	17.1	14.1	6.8	4.7
Post	19-3	86.6	110.6	11.4	.460	.376	33.8	22.0	11.9	8.2	5.1
Streak	16-0	88.6	114.7	11.0	.475	.400	34.3	22.8	11.7	8.0	5.1

*OPP POT = Opponent points off turnovers

NEEDLE IN A HAYSTACK

The Las Vegas Aces on Aug. 21 gave up zero points off turnovers for the first time in franchise history. It also was just the 16th occurrence since the W tipped in 1997, which is about a **0.002%** chance of happening in any game.

The Aces finished 2025 ranked No. 4 for turnovers per game (13.0) and No. 3 for **opponents points off turnovers** (13.9), numbers that improved to 11.7 (No. 2) turnovers and 11.0 (No.1) opponents points off turnovers over the Aces 16-0 season-ending run.

CENTURY WIN

On July 27 against Dallas, Becky Hammon **became the third-fastest and 18th overall W coach to win 100 W games.**

RK Coach	100 Wins Milestone Game
1. Michael Cooper	124
2. Van Chancellor	125
3. Becky Hammon	142
4. Cheryl Reeve	143

JUST THE (M'VP & D'POY) FACTS, JACK

A'ja Wilson led the Aces during their historic turnaround with a league-best 19-3 slate since the midseason break, which includes a franchise-record 16-game regular season winning streak. In addition to breaking records almost every game, Wilson tallied beyond M'VP stat lines: 23.4 ppg on 50.5% field goal shooting, 10.2 rpg, 3.1 apg, 2.3 bpg and 1.6 spg. She finished the season as **the only player in the history of the league to average at least 20 points, 10 rebounds, 2 assists, 2 blocks and 1 steal per game** – a feat she first accomplished in 2024.

A'ja Wilson in 2025 ...

- Led the league in scoring (23.4 pg) and blocked shots (2.3 bpg) and ranked second in rebounds (10.2 rpg.).
- Set the **WNBA season record for 30-point games** (13).
- Recorded a league-high 10 30-point 4x4 games in 2025** (making a mark in points, rebounds, assists, steals and blocks) and is the only one to post one such game with zero turnovers this year. She has accomplished the 30-point 4x4 mark a league-high 24 times in her career (3 times with zero turnovers).
- Over the Aces 16-game winning streak, averaged 26.1 ppg, 12.0 rpg, 2.6 apg, 1.6 spg and 2.3 bpg, hit 52.7% of her shots from the field, 59.3% from deep and 88.9% from the line; posted 10 double-doubles, and improved offensive efficiency rating to 116.0 (from 110.6 on the season) and defensive efficiency to 94.7 (from 98.8 on the season)
- Third-most double-doubles** this season (21)
- Has the **most double-doubles with at least 20 points** (16), the next closest 20/10 player has 8 such games this season.
- Is the **only player who has produced more than one 30/10 double-double** game – she has 10 of them.
- Lists tied for **No. 1 for 20-point games** (25) and **set the league record for 30-point games** (13) in a season.
- Ranks No. 1** in player efficiency rating, win shares overall, offensive win shares, defensive win shares and defensive rating.
- Is the only player who finished among the top 5 in scoring (No. 1), rebounding (No. 2) and blocks (No. 1); also lists No. 9 for offensive rebounds (2.3 per game), No. 2 for defensive rebounds (7.9 per game), No. 4 for steals (1.6 spg), No. 3 for offensive rating (110.6, **minimum 20 games**) and No. 13 for field goal percentage (.505).

- Led the league for total points (937), total rebounds (407), defensive rebounds (316), free throws made (248) and second for 2-pointers made (307)
- Earned her league-record 13th Western Conference Player of the Month honor in August.
- Earned Western Conference Player of the Week a league-high six times in 2025, bringing her career total to a league second-best 28.

*All stats and rankings through games of Sept. 11.

FAN FAVORITES

The Las Vegas Aces were on a WNBA record 45 game home sellout streak, which included three games at T-Mobile Arena, but had its overall sellout streak halted at T-Mobile Arena against Minnesota on Sept. 4. However, the Aces still have a running streak, having sold out 49 consecutive games at Michelob ULTRA Arena, including 2025 playoff games.

The Aces previously made W ticketing history in March 2024 when they announced 15 sellouts along with the fact that season-ticket memberships were sold out ahead of the season, the earliest any team had ever done so. They made history again when all 2025 season-ticket memberships were sold out by August 2024. (see page 10 for more)

FREE MONEY

A'ja Wilson made all 11 of her attempts from the line on Aug. 14, the 8th time in her career she's been perfect at the line with 10 or more attempts, which **ranks tied for No. 4 with Skylar Diggins and Lindsay Whalen in WNBA history** for 10 or more made with no misses. **Jewell Loyd** has 4 such games, and is tied with 5 others, including Becky Hammon, for No. 15. **Jackie Young** has 3 such games—2 of which were accomplished in 2025—and is tied with 13 others at No. 20. No. 1 is Diana Taurasi with 19.

THAT'S OFFENSIVE

The Aces have had one of the best offenses in the W since moving to Vegas. In 3 of the past 4 seasons they finished 1st in OER, including a league-record 113.0 OER in 2023. **While this year's team had one of the lowest ranking since moving to Las Vegas**, the Aces over the last 16 games of the season bumped ahead of the league record set by the 2023 title team.

Year	OER	Rank
2018	102.0	6th
2019	99.1	5th
2020	107.3	2nd
2021	107.1	1st
2022	109.6	1st
2023	113.0	1st
2024	106.1	2nd
2025	105.9	4th
16-0	114.7	1st

NOTE: The 16-0 record began Aug. 3 and data is from that date onward.

QUARTER MARKS

A'ja Wilson, who tallied 25 or more points a **league-high 17 time this season**, has a total of 80 in her career, which **ranks No. 3 among all-time WNBA leaders.**

RK Player	25-Point Games
1. Diana Taurasi	140
2. Tina Charles	82
3. A'ja Wilson	80
4. Breanna Stewart	77
5. Lauren Jackson	70



BLOCK PARTY

A'ja Wilson (2.3 bpg) finished her fourth consecutive and fifth overall season leading the league for blocked shots. She is the 3rd player in W history to lead the league in blocks in 3 or more seasons. The only other players in WNBA history to have led the league in blocked shots 3 or more times were Margo Dydek and Brittney Griner.

Player	W Blocks Leader	Years
1. Margo Dydek	8	1998-2003, 2006-07
Brittney Griner	8	2013-2019, 2021
3. A'ja Wilson	5	2020, 2022, 2023, 2024, 2025
4. Lisa Leslie	2	2004, 2008
Candace Parker	2	2009, 2012
Sylvia Fowles	2	2010, 2011
7. Elena Baranova	1	1997
Maria Stepanova	1	2005
Jonquel Jones	1	2019

Note: Griner and Jones tied in 2019 with 2.00 bpg apiece.

MAGIC NO. 3

A'ja Wilson capped the season ranked No. 3 among all-time league leaders for 20-point games, and No. 2 among active leaders. Looking at the top 5 in the category, she has produced 20-point games at a faster clip than any of them.

Player	20-PT Games	W Games	% of Games w 20+
1. Diana Taurasi	259	565	45.8%
2. Tina Charles	190	473	40.2%
3. A'ja Wilson	162	267	60.7%
4. Breanna Stewart	154	292	52.7%
5. Cappie Pondexter	152	416	36.5%

30-POINT PRODUCTION COMPANY

Among all-time league leaders for 30-point games produced are a pair of Aces—**A'ja Wilson** is No. 2 and **Jewell Loyd** is No. 6.

Player	30-PT Games	W Games
1. Diana Taurasi	54	565
2. A'ja Wilson	37	267
2. Angel McCoughtry	32	311
4. Breanna Stewart	30	292
5. Lauren Jackson	27	317

QUINTUPLE A

A'ja Wilson established the franchise record for scoring average in a season as a rookie, reset the record in 2023 and did so again in 2024. She is the only player in franchise history to average 20+ points in a season on more than one occasion and posted her 5th such season in 2025.

Player	Year	PPG
1. A'ja Wilson	2024	26.9
2. A'ja Wilson	2025	23.4
3. A'ja Wilson	2023	22.0
4. A'ja Wilson	2018	20.7
5. A'ja Wilson	2020	20.5
6. Kelsey Plum	2022	20.2
7. A'ja Wilson	2022	19.5

DOUBLE THE FUN

A'ja Wilson has tallied 120 double-doubles in her 8 years in the league, which is 5th-most in WNBA history and second among current players.

Player	Dub-Dubs	W Games
1. Tina Charles	201	473
2. Sylvia Fowles	193	408
3. Lisa Leslie	157	363
4. Candace Parker	154	410
5. A'ja Wilson	120	267

I'LL TAKE ANOTHER DOUBLE-DOUBLE FOR 30, ALEX

A'ja Wilson is one of only five players who posted a 30/10 double-double in 2025, and is the only one to post more than 1 of them.

Player	Team	2025 30+ Point Dub-Dubs
1. A'ja Wilson	Las Vegas	10
2. Napheesa Collier	Minnesota	1
Alyssa Thomas	Phoenix	1
Nneka Ogumike	Seattle	1 (2OT)
Sabrina Ionescu	New York	1

With 26 (and counting) Wilson also has recorded the most double-doubles with at least 30 points in league history.

Player	All-Time 30+ Point Dub-Dubs
1. A'ja Wilson	26
2. Tina Charles	15
Breanna Stewart	15
4. Lauren Jackson	13
5. Candace Parker	11
6. Jewell Loyd	25
	371

ALL SHE DOES IS WIN

Having won the second-most games in league history before turning 25 and shattering the record for most wins before turning 26, **Jackie Young** last season set a new standard for W victories before 27 with 145.

Heading into the season, **Maya Moore** held the record for wins (164) before turning 28. Young passed that on Aug. 13 and upped the ante to 176 at season's end.

Player	Wins Before 28th Birthday
1. Jackie Young	176
2. Maya Moore	164
3. Mwadi Mabika	158

MORE WINNING

On Aug. 25 against Chicago, **Chelsea Gray** notched her 250th WNBA victory and **Jewell Loyd** reached her 200th. Gray became the 15th player with at least 250 career wins and Loyd was the 49th to 200.

Sue Bird (333) has won the most games, Gray (255 wins) is now tied at No. 12 with **Tanisha Wright**. Loyd (205) sits alone at No. 45.

EVEN MORE WINNING

Becky Hammon boasts the highest winning percentage of any coach in WNBA history for those who have coached at least 150 games.

Highest Winning %, minimum 150 games coached

Coach	W	L	PCT
Becky Hammon	117	43	.731
Cheryl Reeve	364	190	.657
Van Chancellor	211	111	.655
Stephanie White	116	76	.604
Sandy Brondello	271	181	.600



LAS VEGAS ACES GAME NOTES (STATS THROUGH END OF 2025 FINALS)

RAREFIED AIR

Wilson ranks 2nd in WNBA history for 20/10 points/rebounds double-doubles.

Player	20P/10R Dub-Dubs	W Seasons
1. Tina Charles	109	14
2. A'ja Wilson	90	8
3. Sylvia Fowles	77	15

Among her 20/10 games are 50 with at least 25 points and 10 rebounds, which is the most in WNBA history.

Player	25Pt/10Reb Dub-Dubs	W Seasons
1. A'ja Wilson	50	8
2. Tina Charles	42	14
3. Sylvia Fowles	29	15
Breanna Stewart	29	9

And 10 of those 25/10 double-double games came **without a single turnover, tops in WNBA history**.

Player	25P/10R/Zero TOs Dub-Dubs
1. A'ja Wilson	10
2. Lauren Jackson	6
Breanna Stewart	6

Wilson also has the most 25/15 double-doubles in W history.

Player	25Pt/10Reb
1. A'ja Wilson	14
2. Tina Charles	12
3. Lisa Leslie	11
4. Yolanda Griffith	9
Sylvia Fowles	9

ONE GOOD TURNOVER DESERVES ANOTHER

The Aces took care of the basketball better than anybody in the WNBA in each of the past 4 seasons, which rank as the top four lowest TO seasons in league history. The Aces despite a slight increase, the Aces still finished in the top four this year.

Aces Turnovers Per Game

	2020	2021	2022	2023	2024	2025
Las Vegas	12.5	11.8	11.7	11.8	11.7	13.0
Rank	2nd	1st	1st	1st	1st	4th

The Aces also ranked first in four of the past five seasons for fewest points allowed off their own miscues and sagged a bit to start the season, but are back among the top five. **Further, since the All-Star break, the Aces are allowing the fewest points off turnovers with just 11.4 per game.**

Opponents Points Off Turnovers

	2020	2021	2022	2023	2024	2025
Las Vegas	11.8	13.3	13.0	12.8	12.4	13.9
Rank	1st	2nd	1st	1st	1st	3rd

NEVER GONNA GIVE YOU UP

Only 6 players in WNBA history averaged more than 20 points and fewer than 2.0 turnovers over the course of a season. A'ja Wilson has accomplished the feat 4 times (2018, 2020, 2023 and 2024), which ranks 2nd behind Breanna Stewart (5).

Elena Delle Donne and Lauren Jackson are 3rd with 3 such seasons apiece and Tina Charles (2016) and Kelsey Mitchell (2025) have one apiece. Wilson's 26.9 points a game in 2024 tops the chart and her **1.26 turnovers per game ranks No. 4**.

That list bumps to **16 players when upping the turnover average to 2.5 per game**, which was done by just three players in 2025 -- Napheesa Collier (22.9 ppg, 2.1 TOs), Kelsey Mitchell (20.2 ppg, 1.8 TOs) and Wilson (23.4 ppg, 2.2 TOs).

LOOK AT ALL THE PEOPLE HERE TONIGHT

Since 2023, the Aces have been rewriting their home attendance record books, and in 2024 made WNBA history by becoming the first team in the league to sell out 100% of their home games in a season. **The Aces sold out their entire season ticket membership inventory for the 2025 season last August—the earliest any team had ever done so.**

- **The Aces sold out 45 straight home games**, dating from Game 2 of the 2023 WNBA Semifinals (Sept. 26, 2023) through Aug. 21, 2025, and including this year's playoff games, will enter 2026 on a **49-game sellout streak at Michelob ULTRA Arena**.
- On July 2, 2024, there were **20,366 in attendance at T-Mobile Arena**, which was the fifth-most attended game in WNBA regular season history and the most since 1999.
- The franchise-high 20,366 fans at T-Mobile Arena against Indiana on July 2, 2024, eclipsed the previous regular season record of 17,406, set on Sept. 10, 2023, when the Aces played host to the Mercury.
- Prior to this season, the top 10 attendance marks for Las Vegas Aces games played at Michelob ULTRA Arena came in 2024. However, eight of the games at MUA in 2025 jumped into the MUA top 10 list and the top 6 attended games at MUA came this year.
- After seeing attendance averages hit no higher than 5,606 over their first four seasons in Las Vegas, the Aces upped their average to 9,551 fans per game in 2023, and surpassed that number in 2024 with an average of 11,283 over their 20 regular season home games. The Aces are averaging 11,358 in 2025.
- **The Aces sold out of their 2024 season-ticket memberships in early March** and had 7 full sellouts by the third week in April, breaking the Las Vegas record of 6 regular season sellouts set in 2023.
- The Aces upped that mark and **sold out of their 2025 season-ticket memberships in August 2024**, the earliest for any W team ever.
- The attendance mark of **10,509** against Washington on May 23, 2025, is the largest crowd ever for an Aces game at Michelob ULTRA Arena.
- The Las Vegas Aces have welcomed **10,000 or more fans at 64 home games** since arriving in the Valley in 2018—3 of which came in 2022, 9 were in 2023, 23 in 2024 and 29 (and counting) in 2025.
- On Sept. 13, 2023, **the Aces rewrote their playoff attendance record** since arriving in Las Vegas with 12,927 fans at T-Mobile Arena for their first game of the First Round against the Sky. The franchise high for a playoff game is 16,012, set Oct. 3, 2008, when the San Antonio Stars hosted the Detroit Shock in the Finals.
- On Oct 8, 2023, against New York, the Aces welcomed the **most fans ever to attend a playoff game in Michelob ULTRA Arena (10,300)**. That mark has since been eclipsed.
- The Aces ranked **1st in the W in attendance in 2023** with the help of 6 sold out games and **3rd in 2024** after 20 sellouts. The Aces also sold out 2 playoff games in 2024.

Top 10 Attended Games Since Moving to Las Vegas

Date	Opponent	Attendance
1. July 2, 2024	Indiana#	20,366
2. June 22, 2025	Indiana#	18,547
3. Sept. 3, 2024	Chicago#	18,394
4. Sept. 10, 2023	Phoenix#	17,406
5. Sept. 7, 2025	Chicago#	17,306
6. Sept. 9, 2025	Chicago#	15,640
7. Sept. 4, 2025	Minnesota#	14,656
8. Sept. 13, 2023	Chicago#*	12,927
9. Sept. 23, 2025	Indiana*	10,516
10. Sept. 30, 2025	Indiana*	10,529

* Playoff Game

Played in T-Mobile Arena

LAS VEGAS ACES GAME NOTES (STATS THROUGH END OF 2025 FINALS)



Further, there are **18 players in the history of the WNBA** who have amassed at least 5,000 points and 2,000 rebounds. Of those 18, **only 7 have turned it over fewer than 2.0 times per game**. Wilson ranks No. 3.

Player	Points	Rebounds	TOs/Game
1. DeWanna Bonner	7807	3204	1.5439
2. Tangela Smith	5046	2335	1.6263
3. A'ja Wilson	5719	2494	1.6517
4. Lauren Jackson	6007	2447	1.7319
5. Candice Dupree	6895	3146	1.7632
6. Nneka Ogumike	7305	3268	1.7936
7. Breanna Stewart	5985	2474	1.8664

CAROM CHALLENGE

A'ja Wilson set a new single-season standard for the league's **defensive rebounds per game record in 2024**, becoming the first player in league history to average more than 9 in the process.

Player	Year	Team	DRPG	DRebs	Gms
1. A'ja Wilson	2024	Las Vegas	9.79	372	38
2. C. Holdscrow	2002	Washington	8.90	178	20
3. Jonquel Jones	2021	Connecticut	8.74	236	27

She finished **No. 2 in 2025** in defensive boards per game.

Player	DRPG
1. Angel Reese	8.5
2. A'ja Wilson	7.9
3. Alyssa Thomas	7.2

LOCK, STOCKS & TWO SMOKING BARRELS

In 2024, A'ja Wilson became the league's all-time **single-season 'stocks' leader**, which combines steals and blocks and took over the No. 2 spot in 2025.

Player	Year	Steals	Blocks	Stocks
1. A'ja Wilson	2024	68	98	166
2. A'ja Wilson	2025	64	92	156
3. Brittney Griner	2014	22	129	151

Wilson and Lisa Leslie are the only players listing more than once among the top 10 seasons for total stocks -- they have three apiece.

Player	Top 10 Seasons for Stocks
1. A'ja Wilson	2023, 2024, 2025
Lisa Leslie	2004, 2005, 2008
3. Margo Dydek	2001
Yolanda Griffith	2000
Tamika Catchings	2002
Brittney Griner	2014

Wilson has racked up **over 100 stocks more than anyone else since entering the league in 2018**.

Stocks Since 2018

Player	Steals	Blocks	Stocks
1. A'ja Wilson	335	533	868
2. Breanna Stewart	330	308	638
3. Natasha Howard	354	273	627

Wilson **led the league in stocks averaged in 2025**.

Stocks Averaged in 2025

Player	Steals	Blocks	Stocks
1. A'ja Wilson	1.60	2.30	3.90
2. Allana Smith	1.31	1.90	3.21
3. Napheesa Collier	1.64	1.52	3.15

Despite playing in fewer games, **Wilson led this season in total stocks**.

Rk	Player	GP	Steals	Blocks	Stocks
1.	A'ja Wilson	40	64	92	156
2.	Alanna Smith	42	55	80	135
3.	Ezi Magbegor	44	30	96	126

SCORING MACHINES

Since entering the W in 2015, Jewell Loyd has **scored the most points** and produced **the second-most double-digit scoring games** than any other player in the league. A'ja Wilson lists among the top 10 in both categories, despite having played fewer seasons, and **Chelsea Gray** is in the top 10 for double-digit scoring games.

Points Scored Since 2015

Player	Points	W Seasons Played Since 2015
1. Jewell Loyd	6,027	11
2. Breanna Stewart	5,985	9
3. Nneka Ogumike	5,827	11
4. A'ja Wilson	5,719	8
5. Tina Charles	5,563	9

10+ Point Games Since 2015

1. Nneka Ogumike	306
2. Jewell Loyd	296
...	
6. DeWanna Bonner	261
7. A'ja Wilson	257
8. Brittney Griner	247
9. Chelsea Gray	236

Wilson owns the No. 1 spot for **20-point games since 2015** (and also is **No. 1 since entering the league** in 2018), while Loyd is No. 6.

20+ Point Games Since 2015

1. A'ja Wilson	162
2. Breanna Stewart	154
3. Tina Charles	132
4. Arike Ogunbowale	125
5. Nneka Ogumike	123
6. Jewell Loyd	122

CAN'T TOUCH THIS

Entering the 2025 season, there had been 104 different occasions where a player averaged **15 or more shots per game** while playing in at least 20 games—the very definition of a team's go-to offensive player.

Of those 104 instances, **65 shot 45% or worse from the field**. Only 7 times had a player **shot better than 50% from the field**. Wilson became the first player to do it twice in her career after first doing so in 2023.

Of those who have previously accomplished this feat, most took fewer than 16 shots. Wilson in 2024 took 19.6 shots per game—more than 2 shots more per game than the next person on the list, Seimone Augustus.

In 2025, **6 players who saw action in the bulk of their team's games averaged more than 15 field goal attempts a game**, only 3 of them are shot 45% or better from the field. Wilson is No. 1 for attempts per game and No. 2 for field goal percentage.

Player	FGA/G	FG%	TO/G
A'ja Wilson	16.45	50.46	2.17
Kelsey Mitchell	15.70	45.59	1.77
Napheesa Collier	15.70	53.09	2.12
Rhyné Howard	15.12	37.47	1.67
Paige Bueckers	15.08	47.70	2.00
Sabrina Ionescu	15.08	40.14	2.63

BLOCK PARTY

Wilson, who ranks **9th on the league's all-time career** blocked shots list and **2nd among active players**, has blocked more shots than anyone else **since entering the league in 2018**.

All-time WNBA Career Blocked Shots Leaders

Player	Blocks
1. Margo Dydek	877
2. Brittney Griner	859
3. Lisa Leslie	822
...	
8. Tammy Sutton-Brown	555
9. A'ja Wilson	533



HEAD COACH BECKY HAMMON



Las Vegas Aces President Nikki Fargas announced on December 31, 2021, that the team hired San Antonio Spurs assistant and 6-time WNBA All-Star Becky Hammon as the team's head coach.

Hammon rewarded the Aces less than nine months later with the franchise's first WNBA Championship.

She repeated that feat in her second season, helping the Aces become the first team to claim back-to-back WNBA titles in more than 20 years.

While the Aces 3-peat bid fell short in Hammon's third season, the injury-hampered team still advanced to the

WNBA Semifinals and finished fourth in league play.

Season No. 4 for Hammon was one for the history books.

During the 2024-25 offseason, free agency and the expansion draft saw the departure of several key players from the Aces first two championship runs. However, Las Vegas signed several players, key among them was two-time WNBA Champion, two-time Olympic gold medalist and six-time All-Star Jewell Loyd. With the different faces came struggles to gain trust and build chemistry, and the Aces roster saw more changes over the first half of the season. The final addition came on June 30 when the Aces were 8-8.

Over the next 11 games, the Aces went 6-5 before falling to 14-14 with a 53-point loss at home against Minnesota on Aug. 2. Nearly everyone outside the organization wrote off the Aces. Everyone in the inner circle knew the pieces were there, and the team rebounded with a 101-77 win the following day against Golden State. The Aces continued stringing together victories, knocking off defending champion New York and eventual Nos. 3 and 4 Atlanta and Phoenix, and brought a 12-game winning streak into a rematch against Minnesota. The Aces passed the test, 97-87, and won their next three for a season-ending 16-game winning streak to finish an improbable second in the standings. From there, the Aces were pushed to the limit in the first two rounds of the playoffs but never folded before earning a four-game sweep of Phoenix in the Finals for their third title in four years.

In her four years with the Aces, Las Vegas tallied a 77-29 (.726) mark in the regular season, 19-6 (.760) in playoff games and also captured the 2022 Commissioner's Cup crown.

The seeds for Hammon's hiring were originally sewn when the Aces retired her jersey on September 13, 2021. That ceremony served as the culmination of the franchise's 25th anniversary alumni initiative, which saw the Aces embrace their Utah and San Antonio roots, and celebrate the players who helped build the franchise and the league from the ground up. Las Vegas owner Mark Davis spent time with Hammon and her family that week, and walked away understandably impressed.

Hammon played 16 seasons in the WNBA, including her final eight in San Antonio, where she led the franchise to its first finals appearance in 2008.

On August 5, 2014, Spurs head coach Gregg Popovich hired Hammon as a full-time assistant making her the first woman in NBA history to hold that position.

Since that time, Hammon continued to accumulate coaching 'firsts' in the NBA. On July 3, 2015, she became the first woman to serve as head coach in the NBA's Summer League where she led the Spurs to the league title.

Less than a year later, Hammon became the first woman to be part of an All-Star coaching staff, and on December 30, 2020, following Popovich's ejection in San Antonio's game against Los Angeles, Hammon took over on the bench, becoming the first woman acting head coach in the history of the NBA.

A member of the league's 15th, 20th and 25th anniversary teams, Hammon went undrafted in 1999 following her All-American career at Colorado State. She signed with New York as a free agent that same year, helping the team to WNBA Finals appearances in three of her first four years in the Big Apple.

The Rapid City, South Dakota native earned her first All-Star nod in 2003, and represented New York on the Eastern Conference squad in 2005 and 2006 as well.

Following the 2006 season, New York traded Hammon to San Antonio. In her first year in silver and black, she posted what were then career highs in scoring (18.8 ppg), and assists (5.0) while earning another trip to the WNBA All-Star Game. As a team, the Silver Stars made their first appearance in the postseason since 2002, falling to Phoenix in the Western Conference Finals.

In 2008, Hammon led San Antonio to its first trip to the WNBA Finals where they fell to Detroit. The Silver Stars made the playoffs in each of her seven full seasons with the team, and Hammon once again was named to the All-Star team in 2009 and 2011.

She retired as the franchise leader in assists per game (5.1) and scoring average (15.6), and the WNBA leader in career free throw percentage (89.7).

Hammon, who was inducted into the Naismith Memorial Hall of Fame on Aug. 12, 2023, was inducted into the Women's Basketball Hall of Fame in 2022, the Colorado Sports Hall of Fame in 2015 and the San Antonio Sports Hall of Fame in 2018.



HEAD COACH BECKY HAMMON



Colorado State (1995-99)			WNBA (1999-2014)		
All-American	1997, 1998, 1999		New York Liberty	1999-2006	
NCAA Sweet Sixteen	1999		San Antonio Stars	2007-14	
NCAA Second Round	1996, 1998				
WAC Mountain Division Player of the Year	1997-98, 1998-99		All-Star	2003, 2005-07, 2009, 2011	
WAC Pacific Division Player of the Year	1996-97		All-WNBA First Team	2007, 2009	
WAC Tournament MVP	1996		All-WNBA Second Team	2005, 2008	
WAC Freshman of the Year	1995-96		WNBA Assists Leader	2007	
WAC All-Time Leading Scorer	2,740 points, 1995-99		WNBA 15th Anniversary Team	2011	
WAC Single-Season Scoring Leader	824 points, 1998-99		WNBA 20th Anniversary Team	2016	
WAC Single-Season Made 3-Pointers Leader	114, 1998-99		WNBA 25th Anniversary Team	2021	
No. 25 Retired by Colorado State	January 22, 2005		WNBA Finals	1999, 2000, 2002, 2008	
Coaching Career (2014-present)			No. 25 Retired by San Antonio	June 25, 2016	
San Antonio Spurs Assistant (NBA)	2014-22		No. 25 Retired by Las Vegas	September 13, 2021	
Las Vegas Aces (WNBA)	2022-present				
			Halls of Fame		
WNBA Champion	2022, 2023, 2025		Naismith Memorial Basketball Hall of Fame	2023	
Coach of the Year	2022		San Antonio Sports Hall of Fame	2018	
Coach of the Month	Sept. 2024, June 2023, May 2022		Colorado Sports Hall of Fame	2015	
Commissioner's Cup Champion	2022				

WNBA HEAD COACH RECORD

TEAM	YEAR	REG SEASON		WNBA FINISH	PLAYOFFS		NOTES
		W-L	PCT		W-L	PCT	
Las Vegas Aces	2022	26-10	.722	1st	8-2	.800	WNBA Champion, Commissioner's Cup Champion, regular season No. 1
Las Vegas Aces	2023	34- 6	.850	1st	8-1	.875	WNBA Champion, regular season No. 1
Las Vegas Aces	2024	27-13	.675	4th	3-3	.500	WNBA Semifinals
Las Vegas Aces	2025	30-14	.682	2nd	9-3	.750	WNBA Champion, regular season No. 2
Totals	4 Seasons	117-43	.733	---	28-9	.757	3 WNBA championships, 1 Commissioner's Cup championship

NBA ASSISTANT COACH RECORD

TEAM	YEAR	REG SEASON			NBA PLAYOFFS			NOTES
		W-L	PCT	CONF	W-L	PCT		
San Antonio	2014-15	55-27	.671	6th	3-4	.429		Western Conference First Round
San Antonio	2015-16	67-15	.817	2nd	6-4	.600		Western Conference Semifinals
San Antonio	2016-17	61-21	.744	2nd	8-8	.500		Western Conference Finals
San Antonio	2017-18	47-35	.573	7th	1-4	.250		Western Conference First Round
San Antonio	2018-19	48-34	.585	7th	3-4	.429		Western Conference First Round
San Antonio	2019-20	32-39	.451	11th	-	.-	-	
San Antonio	2020-21	33-39	.458	10th	-	.-	-	
San Antonio	2021-22	34-48	.415	10th	-	.-	-	
Totals	8 Years	377-258	.594		21-24	.467		

WNBA STATISTICS

YEAR	TM	G	GS	MP	FG	FGA	FG%	3P	3PA	3P%	2P	2PA	2P%	eFG%	FT	FTA	FT%	OR	DR	REB	RPG	A	S	B	TO	PF	PTS	PPG
1999	NYL	30	0	202	27	64	.422	11	38	.289	16	26	.615	.508	15	17	.882	2	17	19	0.6	17	6	0	24	27	80	2.7
2000	NYL	32	16	835	119	252	.472	52	141	.369	67	111	.604	.575	61	69	.884	19	45	64	2.0	58	29	1	62	55	351	11.0
2001	NYL	32	0	619	90	197	.457	42	111	.378	48	86	.558	.563	40	51	.784	10	42	52	1.6	51	27	1	48	46	262	8.2
2002	NYL	32	1	659	87	197	.442	44	114	.386	43	83	.518	.553	38	56	.679	18	50	68	2.1	54	25	0	55	49	256	8.0
2003	NYL	11	2	257	50	87	.575	23	49	.469	27	38	.711	.707	39	41	.951	1	20	21	1.9	18	10	1	27	13	162	14.7
2004	NYL	34	34	1130	153	354	.432	57	170	.335	96	184	.522	.513	97	116	.836	17	101	118	3.5	150	58	2	118	73	460	13.5
2005	NYL	34	34	1165	145	336	.432	65	178	.365	80	158	.506	.528	118	131	.901	20	94	114	3.4	146	60	2	107	77	473	13.9
2006	NYL	22	20	674	107	252	.425	37	108	.343	70	144	.486	.498	72	75	.960	6	60	66	3.0	81	29	3	65	46	323	14.7
2007	SAS	28	27	934	179	402	.445	74	183	.404	105	219	.479	.537	95	102	.931	8	69	77	2.8	140	23	5	114	51	527	18.8
2008	SAS	33	33	1101	171	438	.390	77	220	.350	94	218	.431	.478	163	174	.937	13	78	91	2.8	161	43	7	104	60	582	17.6
2009	SAS	31	31	1049	200	447	.447	76	206	.369	124	241	.515	.532	128	142	.901	25	78	103	3.3	156	49	12	111	54	604	19.5
2010	SAS	32	32	1075	159	360	.442	69	177	.390	90	183	.492	.538	97	101	.960	16	77	93	2.9	172	36	8	108	61	484	15.1
2011	SAS	33	33	1050	176	400	.440	75	193	.389	101	207	.488	.534	99	111	.892	5	91	96	2.9	192	49	7	119	51	526	15.9
2012	SAS	33	33	998	160	363	.441	80	184	.435	80	179	.447	.551	85	97	.876	9	74	83	2.5	176	31	6	106	37	485	14.7
2013	SAS	1	1	12	1	3	.333	0	1	.000	1	2	.500	.333	0	0	----	0	1	1	1.0	1	0	0	3	0	2	2.0
2014	SAS	32	32	784	91	218	.417	47	118	.398	44	100	.440	.525	35	35	1.000	3	42	45	1.4	135	13	4	53	37	264	8.3
Career		450	329	12544	1915	4370	.438	829	2191	.378	1086	2179	.498	.533	1182	1318	.897	172	939	1111	2.5	1708	488	591	224	737	5841	13.0



KIERSTAN BELL • No. 1

Forward • 6-1 • Florida Gulf Coast '22 • 4th Year

WNBA CAREER HIGHLIGHTS

- 2022, 2023 & 2025 WNBA Champion.

2025 (LAS VEGAS)

- Missed the final two games of the season due to injury (lower right leg).
- Moved into the starting rotation on July 27 at Dallas and scored a career-high 19 points.

2024 (LAS VEGAS)

- Was injured early on and played in just 6 games during the regular season and saw action in one game in the postseason.

2023 (LAS VEGAS)

- Scored in double figures 3 times, including a career-high 15 points on Aug. 1.
- Saw action in 8 playoff contests and scored a high of 4 points vs. Dallas on Sept. 29.

2022 (LAS VEGAS)

- Won WNBA Championship
- In the playoffs, scored a career playoff-high 11 vs. Phoenix on Aug. 20.

COLLEGIATE HIGHLIGHTS

- Named ASUN Player of the Year as a sophomore.
- First player in program history to record a 20-20 game (24 points, 20 rebounds) in FGCU debut vs Davidson on Nov. 30, 2020.
- 2021, 2022 All-American honorable mention.
- 2-time Becky Hammon Mid-Major Player of the Year.
- Transferred to Florida Gulf Coast after playing as a freshman for Ohio State, where she listed as an All-Big Ten honorable mention and named to the Big Ten All-Freshmen Team.

GO TO KIERSTAN BELL'S COMPLETE BIO ONLINE

- [Online bio](#) includes items such as expanded WNBA statistics, more notes, college and international statistics, and more!

RECORD WITH/OUT

	Games	Record	Record
Year	Missed	With	Without
2022	15	18-3	8-7
2023	4	31-5	3-1
2024	34	6-0	21-13
2025	9	22-13	8-1
Totals	62	77-21	40-22

PLAYOFFS WITH/OUT

	Games	Record	Record
Year	Missed	With	Without
2022	6	3-1	5-1
2023	1	7-1	1-0
2024	3	1-0	2-3
2025	0	9-3	0-0
Totals	10	19-5	8-4

KIERSTAN BELL • No. 1

WNBA RANKINGS										2025 REGULAR SEASON HIGHS				
	PPG	RPG	APG	SPG	BPG	MPG	FG%	3G%	FT%	PTS	19	@	Dallas	July 27
2022	---	---	---	---	---	---	---	---	---	REBS	6		Dallas	Aug. 17
2023	---	---	---	---	---	---	---	---	---	ASTS	3	2x,	last @ Atlanta	Aug. 27
2024	---	---	---	---	---	---	---	---	---	STLS	2	2x,	Los Angeles	July 29
2025	---	---	---	---	---	---	---	---	---	BLKS	1	10x,	last @ Chicago	Aug. 25
										MINS	27:38		Dallas	Aug. 17

SEASON HIGHS													CAREER REGULAR SEASON HIGHS			
	PTS	REBS	ASTS	STLS	BLKS	MIN	FGM	FGA	3PM	3PA	FTM	FTA	PTS			
2022	12	5	2	1	1	15:48	4	6	2	4	2	2	19	@	Dallas	July 27, 2025
2023	15	5	2	2	2	19:24	5	9	3	6	2	2	REBS	6	Dallas	Aug. 17, 2025
2024	12	4	5	0	0	24:12	4	11	3	6	1	2	ASTS	5	Dallas	Sept. 19, 2024
2025	19	6	3	2	1	27:38	6	11	6	7	4	4	STLS	2	3x, last @ Los Angeles	July 29, 2025
													BLKS	2	Los Angeles	May 27, 2023
													MINS	27:38	Dallas	Aug. 17, 2025

CAREER PLAYOFF HIGHS			
PTS	11	Phoenix	Aug. 20, 2022
REBS	7	Seattle	Sept. 18, 2025
ASTS	1	7x, Last @ Indiana	Sept. 26, 2025
STLS	2	2x, Last vs Indiana	Sept. 23, 2025
BLKS	1	4x, Last @ Phoenix	Oct. 8, 2025
MINS	19:43	Seattle	Sept. 18, 2025

MILESTONES REACHED				PLAYOFF NOTES	
Mark	Opponent	Date	Game #	<ul style="list-style-type: none">10+ Games: 1 (2022)Championships: 3 (2022, 2023, 2025)	
1st Point	Phoenix	5/21/2022	5		
100th Point	Dallas	7/30/2023	43		
100th Rebound	@ Connecticut	7/6/2025	76		

10+ REBOUNDS & ASSISTS GAMES				10+ POINT GAMES		
	REB	ASTS	DUB-DUBS	SCORING		
YEAR	10+	10+	PT/REB	YEAR	10+	20+
2022	0	0	0	2022	1	0
2023	0	0	0	2023	3	0
2024	0	0	0	2024	1	0
2025	0	0	0	2025	2	1
Totals	0	0	0	Totals	6	1

CAREER REGULAR SEASON STATISTICS																												
YEAR	TM	G	GS	MP	FGM	FGA	FG%	3PM	3PA	3P%	2PM	2PA	2P%	eFG%	FT	FTA	FT%	OR	DR	REB	RPG	A	S	B	TO	PF	PTS	PPG
2022	LVA	21	1	121	10	33	.303	3	22	.136	7	11	.636	.348	4	4	1.000	4	15	19	0.9	7	2	3	5	10	27	1.3
2023	LVA	36	0	424	53	153	.346	20	82	.244	33	71	.465	.412	6	10	.600	14	42	56	1.6	18	15	5	14	47	132	3.7
2024	LVA	6	0	43	6	16	.375	4	8	.500	2	8	.250	.500	1	2	.500	1	5	6	1.0	5	0	0	1	5	17	2.8
2025	LVA	35	16	427	52	153	.340	30	102	.294	22	51	.431	.438	12	15	.800	20	42	62	1.8	23	14	11	17	30	146	4.2
Career		98	17	1015	121	355	.341	57	214	.266	64	141	.454	.421	23	31	.742	39	104	143	1.5	53	31	19	37	92	322	3.3

CAREER PLAYOFF STATISTICS																												
Year	Tm	G	GS	MP	FG	FGA	FG%	3P	3PA	3P%	2P	2PA	2P%	eFG%	FT	FTA	FT%	OR	DR	REB	RPG	A	S	B	TO	PF	PTS	PPG
2022	LVA	4	0	19	4	6	.667	3	5	.600	1	1	1.00	.917	0	1	.000	0	5	5	1.3	1	0	0	2	2	11	2.8
2023	LVA	8	0	50	3	18	.167	0	11	.000	3	7	.429	.167	4	4	1.00	2	4	6	0.8	2	3	2	2	3	10	1.3
2024	LVA	1	0	3	1	2	.500	0	0	----	1	2	.500	.500	0	0	----	0	0	0	0.0	0	0	0	0	0	2	2.0
2025	LVA	12	12	121	12	26	.462	5	18	.278	7	8	.875	.558	0	0	----	2	10	12	1.0	4	4	2	3	6	29	2.4
Career		25	12	193	20	52	.385	8	34	.235	12	18	.667	.462	4	5	.800	4	19	23	0.9	7	7	4	7	11	52	2.1



DANA EVANS • No. 11

Guard • 5-6 • Louisville 2021 • 5th Year

WNBA CAREER HIGHLIGHTS

- 2021 & 2025 WNBA Champion
- 2021 WNBA All-Rookie Team.
- Selected No. 13 overall (first in the second round) by Dallas in the 2021 WNBA Draft.

2025 (LAS VEGAS)

- Got one starting nod, against New York Aug. 13.

2024 (CHICAGO)

- Saw 12 starts in 2024 and posted 7.2 ppg and 2.4 apg

2023 (CHICAGO)

- Checked in for 38 of 39 games played and contributed 9.0 ppg and 3.0 apg en route to finishing third in the 2023 WNBA Sixth Player of the Year voting.

2022 (CHICAGO)

- Scored her career-high 24 points in her first career start to open the 2022 campaign.

2021 (DALLAS & CHICAGO)

- Traded to Chicago on 6/2/21, after averaging 4 minutes a game, more than doubled her playing time after the move to Chicago to 8.6 minutes and went from 0.8 ppg to 3.9 ppg and 0.5 apg to 1.2 apg.
- Saw action in 6 games for Dallas, 22 for Chicago.

OFFSEASON

- Spent her first WNBA offseason playing in Hungary and since then has competed for Besiktas in the Turkish Super League, as well as the EuroCup (2022-23 through 2023-24).

COLLEGIATE HIGHLIGHTS (LOUISVILLE)

- A two-time All-American
- 2020 and 2021 ACC Player of the Year
- 2019 ACC Sixth Player of the Year
- 2018 ACC All-Freshman Team
- Averaged 12.7 ppg, 2.4 rpg and 3.9 apg over 135 games.

PERSONAL

- Hails from Gary, Indiana.

RECORD WITH/OUT			
Year	Games Missed	Record With	Record Without
2021	2	14-15	2-0
2022	3	24-9	2-1
2023	1	17-22	1-0
2024	1	12-27	1-0
2025	0	30-14	0
Totals	7	97-87	6-1
PLAYOFFS WITH/OUT			
Year	Games Missed	Record With	Record Without
2021	1	7-2	1-0
2022	4	3-1	1-3
2023	0	0-2	0-0
2024	Did not advance		
2025	0	9-3	0-0
Totals	5	19-8	2-3

DANA EVANS • No. 11

WNBA RANKINGS									
	PPG	RPG	APG	SPG	BPG	MPG	FG%	3G%	FT%
2021	---	---	---	---	---	---	---	30	---
2022	---	---	---	---	---	---	---	---	---
2023	---	---	25	---	---	---	---	---	19
2024	---	---	33	---	---	---	---	19	---
2025	---	---	---	---	---	---	---	23	---

2025 REGULAR SEASON HIGHS				
PTS	21	@	Washington	Aug. 23
REBS	4	2x	last @ Minnesota	July 25
ASTS	6		Chicago	Sept. 9
STLS	2	4x,	last vs Atlanta	July 22
BLKS	1	4x,	last @ Washington	Aug. 23
MINs	24:36	@	Minnesota	July 25

SEASON HIGHS												
	PTS	REBS	ASTS	STLS	BLKS	MIN	FGM	FGA	3PM	3PA	FTM	FTA
2021	14	3	4	2	1	18:43	4	7	2	3	4	4
2022	24	4	5	4	1	35:15	9	17	3	7	4	5
2023	23	4	8	3	2	33:47	8	16	4	6	9	9
2024	15	4	6	5	1	34:44	7	16	4	6	10	10
2025	21	4	6	2	1	24:36	8	11	5	6	4	5

CAREER REGULAR SEASON HIGHS				
PTS	24		Los Angeles	May 6, 2022
REBS	4	8x,	last @ Minnesota	July 25, 2025
ASTS	8	2x,	last vs Seattle	Aug. 22, 2023
STLS	5		Los Angeles	May 30, 2024
BLKS	2		Indiana	June 15, 2023
MINs	35:15		Los Angeles	May 6, 2022

CAREER PLAYOFF HIGHS				
PTS	22	@	Las Vegas	Sept. 9, 2023
REBS	4		Seattle	Sept. 14, 2025
ASTS	6		Seattle	Sept. 14, 2025
STLS	4		Phoenix	Oct. 3, 2025
BLKS	0			
MINs	25:35		Phoenix	Oct. 3, 2025

MILESTONES REACHED			
Mark	Opponent	Date	Game #
1st Point	Seattle	5/22/2021	2
100th Point	Los Angeles	5/6/2022	30
500th Point	Seattle	8/22/2023	94
1,000th Point	Golden State	7/12/2025	161
100th Assist	@ Los Angeles	6/9/2023	70
100th Rebound	New York	6/4/2024	109

- | PLAYOFF NOTES | |
|---------------|---|
| • | 10+ Point Games: 8 (2022-1; 2023-1; 2025-6) |
| • | 20+ Point Games: 2 (2023-1; 2025-1) |
| • | Championships: 2 (2021, 2025) |

10+ REBOUNDS & ASSISTS GAMES			
	REB	ASTS	DUB-DUBS
YEAR	10+	10+	PT/REB
2021	0	0	0
2022	0	0	0
2023	0	0	0
2024	0	0	0
2025	0	0	0
Totals	0	0	0

10+ POINT GAMES		
SCORING		
YEAR	10+	20+
2021	1	0
2022	4	1
2023	14	3
2024	17	0
2025	11	1
Totals	47	5

CAREER REGULAR SEASON STATISTICS																												
YEAR	TM	G	GS	MP	FGM	FGA	FG%	3PM	3PA	3P%	2PM	2PA	2P%	eFG%	FT	FTA	FT%	OR	DR	REB	RPG	A	S	B	TO	PF	PTS	PPG
2021	TOT	29	0	221	27	79	.342	18	45	.400	9	34	.265	.456	23	26	.885	1	10	11	0.4	30	5	1	17	21	95	3.3
2021	DAL	6	0	24	1	6	.167	1	3	.333	0	3	.000	.250	2	2	1.00	0	0	0	0.0	3	0	0	4	3	5	0.8
2021	CHI	23	0	197	26	73	.356	17	42	.405	9	31	.290	.473	21	24	.875	1	10	11	0.5	27	5	1	13	18	90	3.9
2022	CHI	33	1	378	49	130	.377	22	67	.328	27	63	.429	.462	22	25	.880	5	22	27	0.8	41	10	3	27	29	142	4.3
2023	CHI	39	1	837	116	322	.360	42	143	.294	74	179	.413	.425	76	89	.854	7	40	47	1.2	118	27	4	61	45	350	9.0
2024	CHI	39	12	743	95	252	.377	41	109	.376	54	143	.378	.458	48	50	.960	5	38	43	1.1	94	26	5	53	48	279	7.2
2025	LVA	44	1	777	107	274	.391	37	101	.366	70	173	.405	.458	40	53	.755	8	39	47	1.1	96	17	5	37	57	291	6.6
Career		184	15	2956	394	1057	.373	160	465	.344	234	592	.395	.448	209	243	.860	26	149	175	1.0	379	85	18	195	200	1157	6.3

CAREER PLAYOFF STATISTICS																												
YEAR	TM	G	GS	MP	FGM	FGA	FG%	3PM	3PA	3P%	2PM	2PA	2P%	eFG%	FT	FTA	FT%	OR	DR	REB	RPG	A	S	B	TO	PF	PTS	PPG
2021	CHI	9	0	64	5	16	.313	5	12	.417	0	4	.000	.469	0	0	---	0	5	5	0.6	2	2	0	6	6	15	1.7
2022	CHI	4	0	23	6	10	.600	3	5	.600	3	5	.600	.750	2	2	1.00	0	3	3	0.8	2	2	0	1	2	17	4.3
2023	CHI	2	0	45	10	24	.417	2	8	.250	8	16	.500	.458	7	7	1.00	1	0	1	0.5	7	3	0	2	3	29	14.5
2025	LVA	12	0	236	37	79	.468	16	30	.533	21	49	.429	.570	11	11	1.00	2	10	12	1.0	35	7	0	12	26	101	8.4
Career		27	0	368	58	129	.450	26	55	.473	32	74	.432	.550	20	20	1.00	3	18	21	0.8	46	14	0	21	37	162	6.0



CHELSEA GRAY • No. 12

Point Guard • 5-11 • Duke '13 • 10th Year

WNBA CAREER HIGHLIGHTS

- 2016, 2022, 2023 & 2025 WNBA Champion
- 2022 WNBA Finals MVP
- Six-time WNBA All-Star (2017-19, 2021, 2023-24)
- 2019 All-WNBA First Team
- 2023 and 2017 All-WNBA Second Team
- 2022 WNBA Commissioner's Cup MVP
- Two-time WNBA Western Conference Player of the Week (Aug. 1, 2023; May 27, 2018)
- 2023 All-Star Skills Contest winner with Kelsey Plum.

2025 (LAS VEGAS)

- On Aug. 25 against Chicago, became the **15th player in W history to win 250 games**.
- On July 12 against Golden State, became the **5th player in WNBA history with at least 4,000 points, 1,000 rebounds, 1,500 assists, 400 steals and 100 blocked shots**. She hit the mark in 346 games, the youngest (32 years, 377 days) and second-fastest to the mark (Alyssa Thomas, 327 games on June 18, 2025).
- On June 7 Gray became the **8th player in WNBA history** to tally at least 4,000 points, 1,000 rebounds and 1,500 assists. At the time, was the second-fastest (332 games) and second-youngest (32 years, 242 days) to ever reach the milestone.

2024 (LAS VEGAS)

- Missed the first 12 games of the season while recovering from the foot injury sustained in Game 3 of the 2023 WNBA Finals.

2023 (LAS VEGAS)

- Named to the AP All-League First Team.
- Finished 3rd among league leaders for assists (7.3 apg).
- Named an All-Star starter.
- Had 20 points and 7 assists to open the playoffs against Chicago on Sept. 13.
- Injured (left foot) and was sidelined for Game 4 of the Finals.
- Recorded the franchise's 2nd triple-double, the 1st for points-rebounds-assists, with 22 points, 11 rebounds and 11 assists against New York on Aug. 17.
- Notched a franchise-record 10 points-assists double-doubles on the year.

2023 (LAS VEGAS)

- Named WNBA Finals MVP (18.3 ppg, 3.0 rpg, 6.0 apg, 58.5 FG%, 45.0 3G%)
- Named WNBA Commissioner's Cup MVP (19 points, 4 rebounds, 5 assists)

2021 (LAS VEGAS)

- Set or tied 3 franchise assist records—14 in a game vs. Lynx, Sept. 8; 10 in a half and 7 in a quarter vs. Fever, May 28

2019 (LOS ANGELES)

- Recorded the 8th triple-double in WNBA regular season history, July 7 (13-pt, 10-reb, 13-asst vs. Washington).
- Set franchise mark with 20 points in a quarter,

August 29 vs. Indiana—2nd most points scored in a quarter in W history

2017 (LOS ANGELES)

- 3-point field goal percentage (.482) was highest in team history and 7th highest in WNBA history for players with 50+ attempts

2014 (CONNECTICUT)

- Sat out season rehabbing right knee injury suffered senior year at Duke.

INTERNATIONAL HIGHLIGHTS

- 2024 Olympic gold medalist; led the USA and **ranked 8th among the 12-team field for assists (5.2 apg)**.
- 2020 Olympic gold medalist
- 2022 World Cup gold medalist

COLLEGIATE HIGHLIGHTS

- 2-time All-American
- 2013 ACC Co-Player of the Year
- Set program record for assists in a season (201) as a sophomore

HIGH SCHOOL HIGHLIGHTS

- 2010 California Miss Basketball
- 2010 Gatorade Player of the Year selection

GO TO CHELSEA GRAY'S COMPLETE BIO ONLINE

- Online bio includes items such as expanded WNBA statistics, more notes, college, international and USA Basketball statistics, and more!

REGULAR SEASON HIGHS

	PTS	REBS	ASTS	STLS	BLKS	MIN	FGM	FGA	3PM	3PA	FTM	FTA
2015	16	9	7	3	2	25:48	6	11	4	5	5	6
2016	23	6	8	3	1	36:30	8	10	2	3	6	7
2017	25	8	10	4	1	47:51	9	18	5	8	8	10
2018	26	7	11	6	3	38:36	11	20	4	7	8	11
2019	30	10	13	5	2	41:03	11	21	7	9	7	7
2020	27	8	11	3	1	39:06	10	19	4	7	5	5
2021	21	6	14	5	2	37:14	8	19	3	6	5	5
2022	33	7	12	5	2	39:56	11	17	5	8	11	11
2023	27	11	12	4	3	37:23	10	22	4	7	10	12
2024	22	8	10	3	2	33:53	8	14	3	8	4	5
2025	28	10	14	7	3	39:00	8	17	6	11	8	9

WNBA RANKINGS

	PPG	RPG	APG	SPG	BPG	MPG	FG%	3G%	FT%
2015	---	---	18	---	---	---	---	---	---
2016	---	---	---	---	---	---	---	---	---
2017	19	---	6	---	---	3	10	1	22
2018	19	---	6	6	---	5	16	14	18
2019	13	---	2	---	---	4	---	13	5
2020	21	---	5	11	---	14	---	---	2
2021	---	---	4	20	---	---	16	16	---
2022	21	---	4	4	---	22	17	---	4
2023	21	---	3	9	24	15	14	7	5
2024	---	---	---	---	---	---	---	33	---
2025	---	---	9	15	23	18	---	29	8

RECORD WITH/OUT

Year	Games Missed	Record With	Record Without
2014	34	0-0	13-21
2015	0	15-19	0-0
2016	1	25-8	1-0
2017	0	26-8	0-0
2018	0	19-15	0-0
2019	0	22-12	0-0
2020	0	15-7	0-0
2021	0	24-8	0-0
2022	1	25-10	1-0
2023	0	34-6	0-0
2024	13	20-7	7-6
2025	0	30-14	0-0
Totals	48	255-114	22-27

PLAYOFFS WITH/OUT

Year	Games Missed	Record With	Record Without
2014	Did not advance		
2015	Did not advance		
2016	0	6-3	0-0
2017	0	5-3	0-0
2018	0	1-1	0-0
2019	0	1-3	0-0
2020	0	0-1	0-0
2021	0	2-3	0-0
2022	0	8-2	0-0
2023	1	7-1	1-0
2024	0	3-3	0-0
2025	0	9-3	0-0
Totals	1	42-23	1-0

CHELSEA GRAY • No. 12

MILESTONES REACHED

Mark	Opponent	Date	Game #
250th Victory	@ Chicago	Aug. 25, 2025	364
1st Point	Washington	June 5, 2015	1
1,000th Point	Phoenix	May 27, 2018	105
2,000th Point	Las Vegas	Aug. 7, 2020	175
3,000th Point	@ Seattle	Aug. 7, 2022	255
4,000th Point	@ Golden State	June 7, 2025	332
1,000th Assist	@ Phoenix	May 6, 2022	234
1,500th Assist	Seattle	June 19, 2024	299
1,000th Rebound	@ Connecticut	Sept. 6, 2024	320
100th Block	@ New York	July 8, 2025	344

PLAYOFF NOTES

- 10+ Point Games: **46** (2016-3; 2017-7; 2018-1; 2019-2; 2021-4; 2022-10; 2023-7; 2024-4; 2025-8)
- 20+ Point Games: **16** (2016-1; 2017-1; 2018-1; 2019-1; 2021-2; 2022-7; 2023-3)
- 30+ Point Games: **1** (2022)
- 10+ Assist Games: **7** (2021-1; 2022-2; 2023-1; 2025-3)
- Points/Assists Double-Doubles: **5** (2021-1; 2022-2; 2023-2)
- Championships: **4** (2016, 2022, 2023, 2025)

2025 REGULAR SEASON HIGHS

PTS	28	Los Angeles	June 11
REBS	10	Phoenix	June 15
ASTS	14	Dallas	Aug. 17
STLS	7	@ Los Angeles	Sept. 11
BLKS	3	2x, last @ Washington	July 10
MINs	39:00	New York	Aug. 13

CAREER REGULAR SEASON HIGHS

PTS	33	Seattle	Aug. 14, 2022
REBS	11	New York	Aug. 17, 2023
ASTS	14	2x, last vs Dallas	Aug. 17, 2024
STLS	7	@ Los Angeles	Sept. 11, 2025
BLKS	3	4x, last @ Washington	July 10, 2025
MINs	48	@ Chicago	Aug. 18, 2017

CAREER PLAYOFF HIGHS

PTS	31	@ Sueattle	Sept. 6, 2022
REBS	8	Phoenix	Oct. 5, 2025
ASTS	12	2x, last @ Sueattle	Sept. 4, 2022
STLS	4	@ Indiana	Sept. 28, 2025
BLKS	3	2x, last @ Phoenix	Oct. 8, 2025
MINs	39:22	@ Sueattle	Sept. 4, 2022

10+ REBOUNDS & ASSISTS GAMES

YEAR	REB	ASTS	DOUBLE-DOUBLES	
	10+	10+	PT/AST	PT/REB
2015	0	0	0	0
2016	0	0	0	0
2017	0	1	1	0
2018	0	1	1	0
2019	1	2	1	1
2020	0	1	0	0
2021	0	3	1	0
2022	0	1	1	0
2023	1	10	10	1
2024	0	1	1	0
2025	1	2	2	1
Totals	3	22	18	4

10+ POINT GAMES

SCORING			
YEAR	10+	20+	30 +
2015	9	0	0
2016	7	2	0
2017	28	6	0
2018	28	9	0
2019	28	7	1
2020	18	4	0
2021	19	1	0
2022	25	5	0
2023	35	8	0
2024	11	1	0
2025	27	2	0
Totals	236	45	1

CAREER REGULAR SEASON STATISTICS

YEAR	TM	G	GS	MP	FGM	FGA	FG%	3PM	3PA	3P%	2PM	2PA	2P%	eFG%	FT	FTA	FT%	OR	DR	REB	RPG	A	S	B	TO	PF	PTS	PPG
2015	CON	34	0	543	86	203	.424	23	66	.348	63	137	.460	.480	40	49	.816	18	60	78	2.3	92	22	5	59	43	235	6.9
2016	LAS	33	1	540	71	157	.452	14	46	.304	57	111	.514	.497	39	50	.780	8	50	58	1.8	71	16	4	40	38	195	5.9
2017	LAS	34	34	1125	184	363	.507	53	110	.482	131	253	.518	.580	81	98	.827	21	92	113	3.3	151	36	8	65	74	502	14.8
2018 *	LAS	34	34	1111	193	399	.484	38	97	.392	155	302	.513	.531	81	97	.835	17	99	116	3.4	175	48	6	79	65	505	14.9
2019 *	LAS	34	34	1108	188	452	.416	50	131	.382	138	321	.430	.471	66	72	.917	14	114	128	3.8	202	33	3	108	49	492	14.5
2020	LAS	22	22	679	122	276	.442	18	59	.305	104	217	.479	.475	46	49	.939	15	66	81	3.7	116	34	2	60	38	308	14.0
2021 *	LVA	32	32	926	148	326	.454	27	71	.380	121	255	.475	.495	32	36	.889	15	77	92	2.9	189	37	9	88	43	355	11.1
2022	LVA	35	35	1039	183	373	.491	34	100	.340	149	273	.546	.536	81	89	.910	10	102	112	3.2	212	57	10	80	54	481	13.7
2023	LVA	40	40	1288	225	459	.490	64	152	.421	161	307	.524	.560	96	107	.897	12	146	158	4.0	291	57	25	101	73	610	15.3
2024	LVA	27	25	702	84	206	.408	26	77	.338	58	129	.450	.471	39	48	.813	5	74	79	2.9	132	34	19	64	37	233	8.6
2025	LVA	44	44	1368	169	386	.438	63	171	.368	106	215	.493	.519	92	104	.885	25	148	173	3.9	239	62	28	125	89	493	11.2
Career		369	301	10429	1653	3600	.459	410	1080	.380	1243	2520	.493	.516	693	799	.867	160	1028	1188	3.2	1870	436	119	870	603	4409	11.9

CAREER PLAYOFF STATISTICS

YEAR	TM	G	GS	MP	FG	FGA	FG%	3P	3PA	3P%	2P	2PA	2P%	eFG%	FT	FTA	FT%	OR	DR	REB	RPG	A	S	B	TO	PF	PTS	PPG
2016	LAS	9	0	199	26	64	.406	9	23	.391	17	41	.415	.477	20	24	.833	2	13	15	1.7	25	10	0	22	16	81	9.0
2017	LAS	8	8	284	47	102	.461	13	39	.333	34	63	.540	.525	14	18	.778	2	25	27	3.4	54	11	2	22	17	121	15.1
2018	LAS	2	2	63	11	28	.393	6	14	.429	5	14	.357	.500	5	6	.833	0	8	8	4.0	9	0	1	4	3	33	16.5
2019	LAS	4	4	130	18	49	.367	4	12	.333	14	37	.378	.408	2	3	.667	1	11	12	3.0	21	5	1	11	8	42	10.5
2020	LAS	1	1	35	2	9	.222	0	4	.000	2	5	.400	.222	0	0	----	0	2	2	2.0	0	1	0	3	3	4	4.0
2021	LVA	5	5	142	30	65	.462	7	18	.389	23	47	.489	.515	10	10	1.00	1	15	16	3.2	32	5	0	6	5	77	15.4
2022	LVA	10	10	340	88	144	.611	31	57	.544	57	87	.655	.719	10	12	.833	0	38	38	3.8	70	12	6	30	19	217	21.7
2023	LVA	8	8	287	48	110	.436	11	31	.355	37	79	.468	.486	18	18	1.00	3	35	38	4.8	54	12	8	24	12	125	15.6
2024	LVA	6	6	192	23	60	.383	8	28	.286	15	32	.469	.450	9	11	.818	2	14	16	2.7	37	4	6	17	6	63	10.5
2025	LVA	12	12	425	48	113	.425	19	45	.422	29	68	.426	.509	19	25	.760	5	36	41	3.4	87	27	15	26	27	134	11.2
Career		65	56	2097	341	744	.458	108	271	.399	233	473	.493	.531	107	127	.843	16	197	213	3.3	389	87	39	165	116	897	13.8



MEGAN GUSTAFSON • No. 17

Center • 6-4 • Iowa '19 • 6th Year

WNBA HIGHLIGHTS

- 2025 WNBA champion
- Selected No. 17 overall by Dallas in the 2019 WNBA Draft.

2025 (LAS VEGAS)

- Suffered a lower left leg injury during training camp and missed the first half of the season; returned July 10 at Washington and saw action in 20 games with one start, against Chicago Sept. 7.

2024 (LAS VEGAS)

- Notched her first start with the Aces against Chicago on Aug. 26; scored a then-season-high 13 points and added 5 rebounds.

2023 (PHOENIX, 9-31)

- Started 4 of 34 contests, the most starts and most games in her W career, and connected on 52.6% of her shots from the field, which ranked 6th among league leaders, and also hit 34.9% from 3-point range.
- Shot 4-of-4 from the field, 1-of-1 from afar and 1-of-1 from the line in 14 minutes against Connecticut on August 31.
- Scored a career-high 19 points and grabbed 8 rebounds against Atlanta in fewer than 22 minutes.
- Pulled down a season-high 10 boards to go with 10 points, her lone double-double of the season, against the Aces on June 21.
- After averaging no more than 4.0 ppg and 3.6 rpg in each of her first four seasons, upped her averages to career-bests of 7.9 ppg and 3.9 rpg in 2023
- Ranked among the top 10 league leaders for field goal percentage (6th), 2-point field goal percentage (.576, 4th), true shooting percentage (.608, 10th) and effective field goal percentage (.564, 7th).

2022 (PHOENIX, 15-21)

- Played in 33 games off the bench, the most games in a season over her first four years in the league.
- Scored a season-high 15 points on 6-of-10 shooting from the field against Minnesota on August 10.
- Posted one double-double, 12 points and 10 boards, against Chicago on Aug. 14.

2021 (WASHINGTON, 19-21)

- Had season-highs of 12 points at Seattle on Sept. 7 and 9 rebounds at Chicago on July 10.

2020 (DALLAS, 8-14)

- Dallas had a 4-6 record in the 10 games she played from July 26-September 13.

2019 (DALLAS, 10-24)

- Twice scored 11 points and three times hauled in 8 rebounds as a rookie for Dallas.
- Went 7-of-7 from the line against New York on August 1 and shot a career-best 90.0% from the line on the year.

INTERNATIONAL (SPAIN)

- Averaged team-highs of 18.0 points, 9.3 rebounds and 1.8 steals per game as Spain finished in 5th place with a 3-1 record; among the 12-team field she **ranked 5th for scoring and field goal percentage (.577), 2nd for 2-point percentage (.667) and 3rd for rebounding**
- The naturalized Spaniard helped Spain earn its 2024 Olympic berth at the 2024 Olympic Qualifying Tournament in Sopron, Hungary. It was her debut in a Spanish jersey.

COLLEGIATE CAREER HIGHLIGHTS

- In her four years at Iowa, the Hawkeyes posted a 92-43 (.682) record, advanced to postseason play all four years, including the 2019 NCAA Elite Eight, and captured the 2019 Big 10 Tournament and regular season crowns.
- Averaged 20.8 points, 10.8 rebounds and 1.7 blocks per game over her four-year collegiate career, helping Iowa increase its win total from 19 in her freshman season, to 29 as a senior.
- Her No. 10 jersey was retired by the Hawkeyes on January 26, 2020.
- Before being passed in 2023-24 by Caitlin Clark,

Gustafson was Iowa's all-time leading scorer (2,804 points), remains as the all-time leading rebounder (1,460) and lists among the top 10 in numerous Iowa single game, single season and all-time career records.

- Her 1,460 rebounds is a Big Ten career record.
- 2019 Naismith, Associated Press, ESPNw and USBWA Player of the Year
- 2019 Senior CLASS Award and Lisa Leslie Award winner.
- Associated Press and USBWA All-America first team (2019) and second team (2018).
- WBCA All-America first team (2019) and honorable mention (2018)
- 2018 (media) and 2019 (media and coaches) Big 10 Player of the Year.
- Unanimous three-time All-Big Ten first team (2017, 2018 and 2019) and was on the 2016 Big Ten All-Freshman Team.
- 2019 Big Ten All-Defensive Team.
- MVP of the 2019 Big Ten Tournament and 2018 and 2019 All-Big Ten Tournament first team selection.

PERSONAL

- Parents are Eva and Clendon Gustafson.
- Has one sister, Emily, who played basketball at Upper Iowa.
- Father played basketball at UW-Superior and mother played basketball and volleyball at St. Scholastica.

GO TO MEGAN GUSTAFSON'S BIO ONLINE

- Online bio includes items such as expanded WNBA statistics, more notes, college, international and Spain Basketball Federation statistics, and more!

RECORD WITH/OUT

	Games Missed	Record With	Record Without
2019	5	8-14	2-3
2020	12	4-6	4-8
2021	7	5-6	1-6
2022	3	13-20	2-1
2023	6	7-27	2-4
2024	2	25-13	2-0
2025	24	16-4	14-10
Totals	58	78-90	27-32

PLAYOFFS WITH/OUT

	Games Missed	Record With	Record Without
2019		Did not advance	
2020		Did not advance	
2021		Did not advance	
2022	0	0-2	0-0
2023		Did not advance	
2024	2	3-1	0-2
2025	2	7-2	1-1
Totals	4	10-5	1-3

MEGAN GUSTAFSON • No. 17

WNBA RANKINGS										2025 REGULAR SEASON HIGHS				
	PPG	RPG	APG	SPG	BPG	MPG	FG%	3G%	FT%	PTS				
2019	---	---	---	---	---	---	---	---	---	8	2x,	last vs Golden State	Aug. 3	
2020	---	---	---	---	---	---	---	---	---	REBS	6	@ Indiana	July 25	
2021	---	---	---	---	---	---	---	---	---	ASTS	1	5x last @ Chicago	Aug. 25	
2022	---	---	---	---	---	---	---	---	---	STLS	1	3x, last @ Los Angeles	Sept. 11	
2023	---	---	---	---	---	---	6th	---	---	BLKS	1	3x, last vs Chicago	Sept. 7	
2024	---	---	---	---	---	---	---	---	---	MIN	22:12	Minnesota	Aug. 1	
2025	---	---	---	---	---	---	---	---	---	CAREER REGULAR SEASON HIGHS				
										PTS	24	Dallas	Sept. 19, 2024	
										REBS	10	2x, Last vs Las Vegas	Aug. 23, 2023	
										ASTS	3	4x, Last vs Washington	Sept. 5, 2023	
										STLS	2	5x, Last vs Indiana	July 2, 2024	
										BLKS	3	@ Atlanta	July 25, 2023	
										MIN	29:00	Dallas	Sept. 19, 2024	
										CAREER PLAYOFF HIGHS				
										PTS	12	@ Las Vegas	Aug. 17, 2022	
										REBS	5	@ Las Vegas	Aug. 20, 2022	
										ASTS	3	@ Las Vegas	Aug. 20, 2022	
										STLS	1	3x, last @ Phoenix	Oct. 8, 2025	
										BLKS	1	@ Las Vegas	Aug. 17, 2022	
										MIN	26:19	@ Las Vegas	Aug. 20, 2022	

MILESTONES REACHED			
Mark	Opponent	Date	Game #
1st Point	Phoenix	June 20, 2019	1
500th Point	Washington	Sept. 5, 2023	110
300th Rebound	Las Vegas	Sept. 8, 2023	111
400th Rebound	@ Minnesota	July 25, 2025	157

PLAYOFF NOTES	
• 10+ Point Games: 1 (2022)	

10+ REBOUNDS & ASSISTS GAMES				
	REB	ASTS	DOUBLE-DOUBLES	
YEAR	10+	10+	PT/REB	PT/AST
2019	0	0	0	0
2020	0	0	0	0
2021	0	0	0	0
2022	1	0	1	0
2023	1	0	1	0
2024	0	0	0	0
2025	0	0	0	0
Totals	2	0	2	0

10+ POINT GAMES		
SCORING		
YEAR	10+	20+
2019	2	0
2020	0	0
2021	1	0
2022	2	0
2023	14	0
2024	3	1
2025	0	0
Totals	22	1

CAREER REGULAR SEASON STATISTICS																												
YEAR	TM	G	GS	MP	FGM	FGA	FG%	3PM	3PA	3P%	2PM	2PA	2P%	eFG%	FT	FTA	FT%	OR	DR	REB	RPG	A	S	B	TO	PF	PTS	PPG
2019	DAL	25	0	238	27	55	.491	1	9	.111	26	46	.565	.500	18	20	.900	20	43	63	2.5	7	4	6	10	26	73	2.9
2020	DAL	10	0	48	4	14	.286	0	1	.000	4	13	.308	.286	6	9	.667	6	5	11	1.1	1	0	1	2	9	14	1.4
2021	WAS	11	1	109	19	32	.594	0	2	.000	19	30	.633	.594	6	9	.667	11	29	40	3.6	0	2	1	9	10	44	4.0
2022	PHO	33	0	318	50	91	.549	12	26	.462	38	65	.585	.615	13	17	.765	17	47	64	1.9	17	6	5	24	62	125	3.8
2023	PHO	34	4	514	102	194	.526	15	43	.349	87	151	.576	.564	50	62	.806	46	85	131	3.9	25	13	14	37	65	269	7.9
2024	LVA	38	7	405	53	106	.500	22	57	.386	31	49	.633	.604	13	17	.765	23	50	73	1.9	9	13	5	14	59	141	3.7
2025	LVA	20	1	226	20	57	.351	13	39	.333	7	18	.389	.465	7	15	.467	8	28	36	1.8	5	3	6	6	42	60	3.0
Career		171	13	1858	275	549	.501	63	177	.356	212	372	.570	.558	113	149	.758	131	287	418	2.4	64	41	38	102	273	726	4.2
CAREER PLAYOFF STATISTICS																												
YEAR	TM	G	GS	MP	FG	FGA	FG%	3P	3PA	3P%	2P	2PA	2P%	eFG%	FT	FTA	FT%	OR	DR	REB	RPG	A	S	B	TO	PF	PTS	PPG
2022	PHO	2	0	47	6	19	.316	0	5	.000	6	14	.429	.316	6	6	1.000	4	5	9	4.5	4	1	1	1	5	18	9.0
2024	LVA	4	0	30	1	5	.200	0	3	.000	1	2	.500	.200	0	0	----	1	1	2	0.5	1	0	0	1	1	2	0.5
2025	LVA	10	0	104	8	18	.444	2	8	.250	6	10	.600	.500	4	4	1.000	4	9	13	1.3	3	2	1	3	13	22	2.2
Career		16	0	181	15	42	.357	2	16	.125	13	26	.500	.381	10	10	1.000	9	15	24	1.5	8	3	2	5	19	42	2.6



JEWELL LOYD • NO. 24

Guard • 5-11 • Notre Dame '15 • 11th Year

WNBA CAREER HIGHLIGHTS

- 2018, 2020 & 2025 WNBA champion
- 2021 Commissioner's Cup champion
- No. 1 pick by Seattle in the 2015 WNBA Draft
- Three-time All-WNBA (2016, 2021, 2023)
- Six-time WNBA All-Star (2018-19, 2021-23)
- 2015 WNBA Rookie of the Year.
- 2023 All-Star Game MVP
- Two-time Western Conference Player of the Week (June 7, 2021 and June 20, 2023)
- July 2015 Rookie of the Month
- 2023 WNBA scoring leader (24.7 ppg)

2025 (LAS VEGAS)

- Against Chicago on Aug. 25, earned the 200th victory of her career, tying Maya Moore for **No. 48 in all-time wins**.
- Heading into the 2025 season, Loyd's 5,536 career point total ranks No. 21 on the league's all-time scoring chart.

2024 (SEATTLE)

- Tallied 5,000th career point on June 7, 2024, becoming 25th player and fifth-youngest in WNBA history to reach the milestone.
- Recorded 1,000th career assist on July 10 vs Las Vegas, becoming third WNBA player, and third youngest, with 5,000 points and 1,000 assists.

2023 (SEATTLE)

- Scored 31 points in the All-Star Game en route to MVP honors.
- Set then-WNBA single-season scoring record with 939 points
- Made franchise-record 115 3-pointers.

2022 (SEATTLE)

- Reached the 3,500-point plateau on June 10 at Dallas, becoming the 10th youngest WNBA player to reach that mark

- Set career-high with eight 3-pointers made, connecting on 13-of-23 from the field, on Aug. 14 at Las Vegas.

2021 (SEATTLE)

- Averaged 17.9 points, 3.8 assists and 1.5 steals per game—all career-highs en route to earning 2021 All-WNBA first team honors.
- Scored season-high 37 points on Sept. 17 vs PHX—the most by a WNBA player during the 2021 season.

2020 (SEATTLE)

- Scored 2,000th career point on Aug. 12 vs Atlanta, becoming the fifth-youngest player to reach the milestone (24 years, 305 days).

2019 (SEATTLE)

- Missed seven games after suffering ankle injury on June 23 at Las Vegas.

2018 (SEATTLE)

- Won her first WNBA championship.
- Named to first WNBA All-Star Team

2017 (SEATTLE)

- Ranked ninth in scoring, 11th in minutes played (31.1 mpg), 13th in steals, and 17th in assists.

2016 (SEATTLE)

- Named to All-WNBA Second Team.

2015 (SEATTLE)

- Led all WNBA rookies in scoring and minutes, fourth in rebounds and fifth in assists.

INTERNATIONAL

- 2020 and 2024 Olympic gold medalist
- 2018 and 2022 FIBA World Cup gold medalist.
- First person in history to claim golds at both the 3x3 and 5x5 FIBA World Cups.
- 2014 FIBA 3x3 World Cup gold medalist, was the second-leading scorer among all players in the 24-team tournament (7.3 ppg), and added a bronze in the individual skills competition at the event

OFFSEASON

- Played five seasons (2025-19) overseas in China, South Korea, Spain and Turkey.
- Competed for Mist BC in the 2025 Unrivaled

COLLEGIATE HIGHLIGHTS

- A three-year standout at the University of Notre Dame, led the UND to three-straight Final Fours, while also claiming three conference regular season and three tournament titles.
- 2014 and 2015 All-American
- 2015 espnW National and ACC Player of the Year
- 2014 ACC Tournament MVP.
- 2013 USBWA National and Big East Freshman of the Year

PERSONAL

- Hails from Lincolnwood, Illinois.
- Daughter of Gwendolyn Davis-Loyd and Calvin Loyd.
- Had her number retired by Niles West High School, the first number retired in school history.
- Older brother, Jarryd, played pro basketball overseas.
- Enjoys playing tennis, piano, cooking and watching soccer.

RECORD WITH/OUT

Year	Games Missed	Record With	Record Without
2015	0	10-24	0-0
2016	0	16-18	0-0
2017	0	15-19	0-0
2018	0	26-8	0-0
2019	7	14-13	4-3
2020	0	18-4	0-0
2021	1	20-11	1-0
2022	0	22-14	0-0
2023	2	11-27	0-2
2024	3	23-14	2-1
2025	0	30-14	0-0
Totals	13	205-166	7-6

PLAYOFFS WITH/OUT

Year	Games Missed	Record With	Record Without
2015	Did not advance		
2016	0	0-1	0-0
2017	0	0-1	0-0
2018	0	6-2	0-0
2019	0	1-1	0-0
2020	0	6-0	0-0
2021	0	0-1	0-0
2022	0	3-3	0-0
2023	Did not advance		
2024	0	0-2	0-0
2025	0	9-3	0-0
Totals	0	25-14	0-0

JEWELL LOYD • NO. 24

WNBA RANKINGS

	PPG	RPG	APG	SPG	BPG	MPG	FG%	3G%	FT%
2015	28	---	---	---	---	31	29	---	4
2016	8	---	19	16	---	8	33	31	9
2017	9	---	17	13	---	11	30	12	17
2018	16	30	14	15	---	19	---	20	13
2019	23	---	---	14	---	---	---	34	4
2020	14	---	21	16	---	27	33	20	13
2021	7	---	12	7	---	17	34	19	6
2022	10	---	22	28	---	16	---	12	8
2023	1	32	20	30	34	3	---	26	7
2024	6	31	14	13	---	7	---	---	7
2025	---	---	---	26	---	32	---	19	23

2025 REGULAR SEASON HIGHS

PTS	27	Golden State	Aug. 3
REBS	8	2x last @ Dallas	July 16
ASTS	4	3x, last vs Seattle	June 20
STLS	4	2x, last vs Chicago	Sept. 7
BLKS	2	Chicago	Sept. 9
MINS	34:14	Indiana	June 22

CAREER REGULAR SEASON HIGHS

PTS	41	Minnesota	June 29, 2023
REBS	11	Indiana	May 22, 2024
ASTS	10	Chicago	July 17, 2016
STLS	5	2x, last @ Chicago	Aug. 15, 2021
BLKS	3	Dallas	May 26, 2023
MINS	42:33	New York	May 27, 2022

CAREER PLAYOFF HIGHS

PTS	29	Las Vegas	Sept. 6, 2022
REBS	9	2x, last vs Las Vegas	Oct. 6, 2020
ASTS	7	@ Phoenix	Sept. 2, 2018
STLS	3	5x, last vs Phoenix	Oct. 5, 2025
BLKS	2	3x, last vs Phoenix	Oct. 5, 2025
MINS	41:01	Las Vegas	Sept. 4, 2022

REGULAR SEASON HIGHS

	PTS	REBS	ASTS	STLS	BLKS	MIN	FGM	FGA	3PM	3PA	FTM	FTA
2015	21	7	6	2	1	34:35	7	16	2	4	14	14
2016	32	10	10	5	2	37:38	12	20	4	7	9	10
2017	33	7	7	4	2	38:15	12	22	4	8	14	16
2018	31	10	9	4	2	38:32	11	21	5	9	10	10
2019	23	7	5	4	1	36:23	8	21	5	10	7	7
2020	35	7	7	4	1	34:56	12	21	5	9	10	12
2021	37	8	9	5	1	41:32	13	30	7	12	10	11
2022	38	5	7	4	2	42:33	13	23	8	14	8	9
2023	41	10	8	4	3	40:26	15	35	9	16	13	14
2024	34	11	7	4	2	38:29	12	27	6	10	16	17
2025	27	8	5	4	2	34:14	8	17	7	16	6	6

10+ REBOUNDS & ASSISTS GAMES

	REB	ASTS	DUB-DUBS	
YEAR	10+	10+	PT/REB	PT/AST
2015	0	0	0	0
2016	1	1	1	1
2017	0	0	0	0
2018	1	0	1	0
2019	0	0	0	0
2020	0	0	0	0
2021	0	0	0	0
2022	0	0	0	0
2023	1	0	1	0
2024	2	0	2	0
2025	0	0	0	0
Totals	5	1	5	1

10+ POINT GAMES

SCORING				
YEAR	10+	20+	30+	40+
2015	18	2	0	0
2016	29	13	2	0
2017	30	13	1	0
2018	28	10	1	0
2019	19	3	0	0
2020	18	7	2	0
2021	26	12	2	0
2022	28	11	1	0
2023	38	25	12	1
2024	35	19	4	0
2025	26	7	0	0
Totals	295	122	25	1

CONTINUED ON NEXT PAGE ...

MILESTONES REACHED

Mark	Opponent	Date	Game #
200th Victory	@ Chicago	Aug. 25, 2025	366
1st Point	Los Angeles	June 6, 2015	1
100th Point	@ Atlanta	July 5, 2015	12
1,000th Point	Washington	May 21, 2017	71
5,000th Point	@ Las Vegas	June 7, 2024	300
6,000th Point	Chicago	Sept. 9, 2025	370
100th Rebound	San Antonio	Aug. 28, 2015	28
1,000th Rebound	@ Los Angeles	Aug. 31, 2023	286
100th Assist	Minnesota	June 19, 2016	47
500th Assist	Chicago	Aug. 10, 2020	171
1,000th Assist	Las Vegas	July 10, 2024	312

PLAYOFF NOTES

- 10+ Point Games: 25 (2016-1; 2017-1; 2018-5; 2019-2; 2020-4; 2021-1; 2022-5; 2025-6)
- 20+ Point Games: 9 (2016-1; 2018-2; 2019-1; 2020-3; 2022-2)
- Championships: 3 (2018, 2020, 2025)

CAREER REGULAR SEASON STATISTICS

YEAR	TM	G	GS	MP	FGM	FGA	FG%	3PM	3PA	3P%	2PM	2PA	2P%	eFG%	FT	FTA	FT%	OR	DR	REB	RPG	A	S	B	TO	PF	PTS	PPG
2015	SEA	34	23	882	125	304	.411	10	48	.208	115	256	.449	.428	104	115	.904	33	86	119	3.5	66	19	8	68	53	364	10.7
2016	SEA	34	34	1075	195	452	.431	40	132	.303	155	320	.484	.476	131	147	.891	33	84	117	3.4	115	42	10	76	58	561	16.5
2017	SEA	34	34	1059	208	483	.431	54	140	.386	154	343	.449	.487	132	153	.863	32	76	108	3.2	117	43	12	85	62	602	17.7
2018	SEA	34	34	1010	182	430	.423	67	181	.370	115	249	.462	.501	97	114	.851	42	113	155	4.6	126	43	5	65	61	528	15.5
2019	SEA	27	21	686	117	299	.391	34	101	.337	83	198	.419	.448	64	69	.928	11	63	74	2.7	54	35	3	52	33	332	12.3
2020	SEA	22	22	613	112	253	.443	39	100	.390	73	153	.477	.520	77	88	.875	14	38	52	2.4	70	32	6	41	34	340	15.5
2021	SEA	31	31	962	193	459	.420	65	173	.376	128	286	.448	.491	104	117	.889	24	101	125	4.0	117	46	6	71	64	555	17.9
2022	SEA	36	36	1090	201	508	.396	84	218	.385	117	290	.403	.478	100	112	.893	20	75	95	2.6	121	39	7	78	64	586	16.3
2023	SEA	38	38	1344	285	770	.370	115	323	.356	170	447	.380	.445	254	286	.888	41	137	178	4.7	131	38	16	105	63	939	24.7
2024	SEA	37	37	1246	224	622	.360	59	215	.274	165	407	.405	.408	222	252	.881	26	140	166	4.5	135	52	8	85	67	729	19.7
2025	LVA	44	25	1245	166	427	.389	100	262	.382	66	165	.400	.506	59	71	.831	49	93	142	3.2	81	52	11	53	85	491	11.2
Career		371	335	11212	2008	5007	.401	667	1893	.352	1341	3114	.431	.468	1344	1524	.882	325	1006	1331	3.6	1133	441	92	779	644	6027	16.2

CAREER PLAYFF STATISTICS

YEAR	TM	G	GS	MP	FGM	FGA	FG%	3PM	3PA	3P%	2PM	2PA	2P%	eFG%	FT	FTA	FT%	OR	DR	REB	RPG	A	S	B	TO	PF	PTS	PPG
2016	SEA	1	1	33	8	18	.444	3	9	.333	5	9	.556	.528	5	6	.833	1	4	5	5.0	2	0	0	0	3	24	24.0
2017	SEA	1	1	31	4	14	.286	2	6	.333	2	8	.250	.357	7	7	1.00	1	4	5	5.0	1	3	0	2	5	17	17.0
2018	SEA	8	8	250	34	90	.378	7	29	.241	27	61	.443	.417	22	29	.759	5	35	40	5.0	26	6	3	15	18	97	12.1
2019	SEA	2	2	55	10	22	.455	5	9	.556	5	13	.385	.568	8	9	.889	2	2	4	2.0	7	3	1	4	3	33	16.5
2020	SEA	6	6	181	41	74	.554	11	28	.393	30	46	.652	.628	14	15	.933	7	23	30	5.0	23	8	3	14	12	107	17.8
2021	SEA	1	1	36	5	24	.208	0	7	.000	5	17	.294	.208	5	5	1.00	0	3	3	3.0	5	1	2	3	5	15	15.0
2022	SEA	6	6	222	37	95	.389	15	42	.357	22	53	.415	.468	26	28	.929	2	12	14	2.3	15	3	0	6	16	115	19.2
2024	SEA	2	2	59	5	19	.263	2	6	.333	3	13	.231	.316	3	4	.750	1	6	7	3.5	4	1	0	0	4	15	7.5
2025	LVA	12	0	351	37	89	.416	26	63	.413	11	26	.423	.562	13	15	.867	20	27	47	3.9	10	12	7	12	33	113	9.4
Career		39	27	1218	181	445	.407	71	199	.357	110	246	.447	.487	103	118	.873	39	116	155	4.0	93	37	16	56	99	536	13.7



AALIYAH NYE • No. 13

Guard/Forward • 6-0 • Alabama '25 • Rookie

WNBA CAREER HIGHLIGHTS

- 2025 WNBA champion
- Selected at No. 13 in the first round of the 2025 WNBA Draft by Las Vegas.

2025 (LAS VEGAS)

- Got the first starting nod of her career on Sept. 9 against Chicago.

COLLEGIATE CAREER HIGHLIGHTS

- Set the Alabama record for 3-pointers made in a single season with 109 in 2024-25, breaking her own record of 108 set the previous season.
- Transferred to Alabama after spending two years at the University of Illinois
- 2024 Second Team All-SEC
- SEC Player of the Week (12/31/24)
- Set the program single-game record with nine made three pointers on 2/6/25
- Ranked fourth in the NCAA for made three pointers (109)
- Started all 33 games and averaged 33.4 minutes per game
- Finished with 1,739 career points
- Recorded a career-high 32 points on 1/12/25

PERSONAL:

- Hails from East Lansing, MI
- Born on Aug. 14, 2002
- A proud tribal citizen of the Match-E-Be-Nash-She-Wish Band of Pottawatomi Indians (Gun Lake Tribe)

- Daughter of James Nye and LaQueena Douglas
- Has two sisters, older sister, Aazhenii, and a twin sister Aashawnti
- Father played football at Albion College

RECORD WITH/OUT			
Year	Games Missed	Record With	Record Without
2025	0	30-14	0-0

PLAYOFFS WITH/OUT			
Year	Games Missed	Record With	Record Without
2025	5	5-1	4-2

WNBA RANKINGS

	PPG	RPG	APG	SPG	BPG	MPG	FG%	3G%	FT%
2025	---	---	---	---	---	---	---	---	---

SEASON HIGHS												
	PTS	REBS	ASTS	STLS	BLKS	MIN	FGM	FGA	3PM	3PA	FTM	FTA
2025	16	6	3	1	2	26:32	5	9	5	8	3	4

2025 REGULAR SEASON / CAREER HIGHS

PTS	16	@ Phoenix	June 29
REBS	6	Golden State	Aug. 3
ASTS	3	@ Indiana	July 3
STLS	1	12x, last vs Minnesota	Sept. 4
BLKS	2	@ Minnesota	June 17
MINS	26:32	Indiana	June 22

MILESTONES REACHED

Mark	Opponent	Date	Game #
1st Point	Connecticut	May 20, 2025	2
100th Point	@ Washington	July 10, 2025	20

CAREER PLAYOFF HIGHS

PTS			
REBS	1	Seattle	Sept. 14, 2025
ASTS			
STLS			
BLKS			
MINS			

PLAYOFF NOTES

- 10+ Point Games:

10+ REBOUNDS & ASSISTS GAMES			
	REB	ASTS	DOUBLE-DOUBLES
YEAR	10 +	10 +	PT/REB
2025	0	0	0


10+ POINT GAMES		
SCORING		
YEAR	10 +	20 +
2025	6	0

CAREER REGULAR SEASON STATISTICS

YEAR	TM	G	GS	MP	FGM	FGA	FG%	3PM	3PA	3P%	2PM	2PA	2P%	eFG%	FT	FTA	FT%	OR	DR	REB	RPG	A	S	B	TO	PF	PTS	PPG
2025	LVA	44	2	671	59	171	.345	37	118	.314	22	53	.415	.453	14	17	.824	15	51	66	1.5	24	13	9	27	57	169	3.8

PLAYOFF STATISTICS

YEAR	TM	G	GS	MP	FGM	FGA	FG%	3PM	3PA	3P%	2PM	2PA	2P%	eFG%	FT	FTA	FT%	OR	DR	REB	RPG	A	S	B	TO	PF	PTS	PPG
2025	LVA	6	0	15	0	3	.000	0	1	.000	0	2	.000	.000	0	0	----	0	1	1	0.2	0	0	0	0	2	0	0.0



CHEYENNE PARKER-TYUS • No. 32

Forward • 6-4 • Middle Tennessee '15 • 11th Year

- WNBA CAREER HIGHLIGHTS
- 2025 WNBA champion
 - Selected No. 5 by Chicago in the 2015 WNBA Draft
 - 2023 WNBA All-Star
- 2025 (LAS VEGAS)
- Returned to the court Sept. 9 against Chicago after giving birth to her second child in July; played in the final two games of the season.
- 2024 (ATLANTA)
- Started 11 of 25 games while posting 9.2 ppg and 4.8 rpg prior to suffering a left ankle injury against Connecticut on Aug. 18. She was sidelined the remainder of the season.
- 2023 (ATLANTA)
- Averaged career-bests of 15.0 ppg and 6.7 rpg.
 - Competed in her first All-Star Game.
 - Scored a career-high 29 points against Seattle on Aug. 18.

- 2021 (ATLANTA)
- Missed the first six games of the season after testing positive for COVID-19 and was out the final 13 games after announcing her pregnancy on July 14 [in The Players' Tribune](#).
- 2020 (CHICAGO)
- Grabbed a career-best 15 rebounds against Minnesota on Sept. 2.
- 2017 (CHICAGO)
- Missed the final 11 games of the season due to a right ankle injury.
- OFFSEASON
- Competed professionally overseas in China, France, Italy, Poland and South Korea.
 - Spent the 2024-25 season playing for Beijing Great Wall and averaged 16.3 ppg and 6.8 rpg over 34 games.
- COLLEGIATE HIGHLIGHTS
- Played her first three years at High Point University before transferring to Middle Tennessee State University
 - Averaged 18.6 ppg, 11.0 rpg and 4.0 bpg as a senior in 2014-15.
 - 2012 and 2013 Big South Player of the Year
 - 2013 All-Big South first team
 - 2011 Big South All-Freshman Team.

- PERSONAL
- Married to Keevin Tyus, the couple have one daughter, Naomi, born in December 2021.
 - Originally from New York, moved to High Point, North Carolina, in elementary school.

RECORD WITH/OUT			
Year	Games Missed	Record With	Record Without
2015	4	17-13	4-0
2016	9	14-11	4-5
2017	11	8-15	4-7
2018	0	13-21	0-0
2019	0	20-14	0-0
2020	2	10-10	2-0
2021	19	2-11	6-13
2022	0	14-22	0-0
2023	0	19-21	0-0
2024	15	9-16	6-9
2025	0	2-0	0-0
Totals	60	128-154	26-34

PLAYOFFS WITH/OUT			
Year	Games Missed	Record With	Record Without
2015	1	1-1	0-1
2016	0	2-3	0-0
2017-18	Did not advance		
2019	0	1-1	0-0
2020	0	0-1	0-0
2021-22	Did not advance		
2023	0	0-2	0-0
2024	Did not advance		
2025	5	4-2	5-1
Totals	5	8-10	5-2

SEASON HIGHS												
	PTS	REBS	ASTS	STLS	BLKS	MIN	FGM	FGA	3PM	3PA	FTM	FTA
2015	8	7	2	1	4	22:31	4	6	0	0	2	3
2016	15	10	2	2	2	30:44	6	10	0	1	3	6
2017	11	7	3	2	3	22:30	4	7	0	2	5	6
2018	20	13	3	3	4	30:03	9	15	2	3	10	12
2019	22	12	3	3	6	29:41	9	16	2	2	8	9
2020	24	15	3	4	4	31:21	10	17	3	4	12	12
2021	18	7	5	5	2	28:12	7	14	3	4	6	6
2022	21	13	5	4	4	34:38	10	17	2	5	8	9
2023	29	14	4	4	4	37:58	10	20	3	4	11	12
2024	18	9	5	3	2	29:21	7	13	1	4	7	8
2025	8	0	0	0	0	7:54	3	5	0	1	2	2

CHEYENNE PARKER-TYUS • No. 32

WNBA RANKINGS									2025 REGULAR SEASON HIGHS			
	PPG	RPG	APG	SPG	BPG	MPG	FG%	3G%	FT%	PTS		
2015	---	---	---	---	22	---	---	---	---	8	2x,	last @ Los Angeles
2016	---	---	---	---	---	---	---	---	---	REBS	2	@ Los Angeles
2017	---	---	---	---	---	---	---	---	---	ASTS	0	
2018	---	22	---	---	14	---	9	---	---	STLS	0	
2019	---	21	---	---	12	---	21	---	15	BLKS	0	
2020	24	17	---	22	11	---	5	---	19	MINS	7:54	Chicago
2021	---	---	---	---	---	---	---	---	---			Sept. 9
2022	33	18	---	---	14	---	13	---	32	CAREER REGULAR SEASON HIGHS		
2023	22	13	---	25	6	---	17	---	26	PTS	29	Chicago
2024	---	---	---	---	---	---	---	---	6	REBS	15	Minnesota
2025	---	---	---	---	---	---	---	---	---	ASTS	5	7x, last @ Dallas
										STLS	5	Minnesota
										BLKS	6	@ Minnesota
										MINS	37:58	@ Los Angeles

MILESTONES REACHED				CAREER PLAYOFF HIGHS			
Mark	Opponent	Date	Game #	PTS			
1st Point	Indiana	6/5/2015	1	15	@	Dallas	Sept. 19, 2023
1,000th Point	Seattle	8/10/2020	154	REBS	8	2x, last @ Dallas	Sept. 15, 2023
2,000th Point	Seattle	7/12/2023	234	ASTS	4	@ Dallas	Sept. 15, 2023
100th Assist	Seattle	8/29/2020	160	STLS	3	@ Las Vegas	Sept. 15, 2019
500th Rebound	@ Los Angeles	6/30/2019	124	BLKS	2	2x, last @ Dallas	Sept. 19, 2023
1,000th Rebound	Dallas	7/30/2022	209	MINS	37:52	@ Dallas	Sept. 15, 2023

PLAYOFF NOTES

- 10+ Point Games: 3 (2019-1; 2023-2)

10+ REBOUNDS & ASSISTS GAMES				10+ POINT GAMES		
	REB	ASTS	DUB-DUBS	SCORING		
YEAR	10+	10+	PT/REB	YEAR	10+	20+
2015	0	0	0	2015	0	0
2016	1	0	1	2016	3	0
2017	0	0	0	2017	2	0
2018	4	0	3	2018	18	3
2019	6	0	3	2019	12	2
2020	3	0	3	2020	12	4
2021	0	0	0	2021	8	0
2022	5	0	5	2022	25	3
2023	8	0	7	2023	32	10
2024	0	0	0	2024	11	0
2025	0	0	0	2025	0	0
Totals	0	0	0	Totals	123	22

CAREER REGULAR SEASON STATISTICS																												
YEAR	TM	G	GS	MP	FGM	FGA	FG%	3PM	3PA	3P%	2PM	2PA	2P%	eFG%	FT	FTA	FT%	OR	DR	REB	RPG	A	S	B	TO	PF	PTS	PPG
2015	CHI	30	0	279	28	70	.400	0	0	---	28	70	.400	.400	10	26	.385	30	44	74	2.5	6	7	21	16	40	66	2.2
2016	CHI	25	7	315	42	83	.506	0	1	.000	42	82	.512	.506	17	32	.531	35	46	81	3.2	6	12	5	19	42	101	4.0
2017	CHI	23	0	286	32	69	.464	0	3	.000	32	66	.485	.464	23	36	.639	31	47	78	3.4	13	8	15	21	38	87	3.8
2018	CHI	34	5	670	128	241	.531	6	19	.316	122	222	.550	.544	77	108	.713	60	136	196	5.8	23	19	36	48	94	339	10.0
2019	CHI	34	0	670	107	233	.459	5	18	.278	102	215	.474	.470	80	95	.842	62	135	197	5.8	30	25	42	45	81	299	8.8
2020	CHI	20	13	497	97	175	.554	15	32	.469	82	143	.573	.597	58	68	.853	47	81	128	6.4	30	26	18	55	63	267	13.4
2021	ATL	13	11	270	50	110	.455	10	30	.333	40	80	.500	.500	22	28	.786	13	45	58	4.5	16	15	12	17	28	132	10.2
2022	ATL	36	35	942	176	352	.500	12	55	.218	164	297	.552	.517	62	78	.795	59	163	222	6.2	71	37	32	72	98	426	11.8
2023	ATL	40	38	1066	232	481	.482	15	54	.278	217	427	.508	.498	121	146	.829	87	180	267	6.7	71	43	59	90	114	600	15.0
2024	ATL	25	11	492	83	187	.444	3	14	.214	80	173	.462	.452	62	70	.886	31	90	121	4.8	37	21	9	52	60	231	9.2
2025	LVA	2	0	14	5	8	.625	1	2	.500	4	6	.667	.688	5	6	.833	0	2	2	1.0	0	0	0	1	2	16	8.0
Career		282	120	5501	980	2009	.488	67	228	.294	913	1781	.513	.504	537	693	.775	455	969	1424	5.0	303	213	249	436	660	2564	9.1

CAREER PLAYOFF STATISTICS																												
YEAR	TM	G	GS	MP	FGM	FGA	FG%	3PM	3PA	3P%	2PM	2PA	2P%	eFG%	FT	FTA	FT%	OR	DR	REB	RPG	A	S	B	TO	PF	PTS	PPG
2015	CHI	2	0	14	2	3	.667	0	0	---	2	3	.667	.667	0	0	---	2	1	3	1.5	0	0	0	0	2	4	2.0
2016	CHI	5	0	47	4	12	.333	0	0	---	4	12	.333	.333	6	12	.500	5	4	9	8.8	2	1	0	3	4	14	2.8
2019	CHI	2	0	44	7	16	.438	0	4	.000	7	12	.583	.438	5	6	.833	2	9	11	5.5	2	3	2	2	7	19	9.5
2020	CHI	1	1	25	1	4	.250	0	1	.000	1	3	.333	.250	6	6	1.000	1	7	8	8.0	3	2	1	3	3	8	8.0
2023	ATL	2	2	67	10	31	.323	3	6	.500	7	25	.280	.371	3	4	.750	4	9	13	6.5	4	2	4	5	6	26	13.0
2025	LVA	6	0	36	4	10	.400	1	3	.333	3	7	.429	.450	3	4	.750	3	3	6	1.0	1	0	1	2	7	12	2.0
Career		18	3	233	28	76	.368	4	14	.286	24	62	.387	.395	23	32	.719	17	33	50	2.8	12	8	8	15	29	83	4.6



WNBA CAREER HIGHLIGHTS

- 2025 WNBA Champion
- 2022 WNBA All-Rookie Team.
- Selected No. 2 in the 2022 WNBA Draft by the Indiana Fever.
- Signed with the Dallas Wings on Feb. 2, 2025, before being traded to the Aces on June 30.

2025 (LAS VEGAS/DALLAS)

- Missed the Sept. 7 game against Chicago due to concussion protocols.
- Put up 4 points and 7 rebounds in her first game with the Aces on July 3 at Indiana.

2024 (INDIANA)

-

2023 (INDIANA)

- Scored a career-high 30 points at Dallas on Sept. 3.

2022 (INDIANA)

- Grabbed a career-high 17 rebounds at New York on May 13.
- Was an All-Rookie selection after averaging 13.5 points and 7.9 rebounds per game in 32 games as a starter.

USA BASKETBALL

- A gold medalist on the 2018 USA U18 National Team and bronze medalist on the 2022 USA 3×3 AmeriCup squad.

OFFSEASON

- Played overseas for Turkish giant Galatasaray in 2023-24.
- Played for Zhejiang in China in 2024-25, prior to joining Unrivaled, under a relief player contract.
- At Unrivaled, Smith played for the Mist BC alongside Jewell Loyd.
- Won Athletes Unlimited in 2023.

COLLEGIATE HIGHLIGHTS

- Aided Baylor to the 2019 NCAA Championship.
- Was a two-time Associated Press All-American, a Wade Trophy recipient, a two-time John R. Wooden All-American and a two-time WBCA All-American.

PERSONAL

- Born in San Antonio, Texas, to Rodney and Nikki Smith.

RECORD WITH/OUT

Year	Games	Record	Record
	Missed	With	Without
2022	4	5-27	3-1
2023	9	11-20	4-5
2024	0	20-20	0-0
2025*	0	5-13	0-0
2025#	2	21-6	2-0
Totals	15	62-86	9-6

*Dallas

#Las Vegas

PLAYOFFS WITH/OUT

Year	Games	Record	Record
	Missed	With	Without
2022		Did not advance	
2023		Did not advance	
2024	0	0-2	0-0
2025	0	9-3	0-0
Totals	0	9-5	0-0

Nalyssa Smith • No. 3

WNBA RANKINGS										2025 REGULAR SEASON HIGHS			
	PPG	RPG	APG	SPG	BPG	MPG	FG%	3G%	FT%	PTS			
2022	23	6	---	---	---	15	---	14	---	REBS	12	Chicago	May 31
2023	20	4	---	---	---	31	18	---	---	ASTS	4	Seattle	Aug. 8
2024	---	14	---	---	12	---	20	---	---	STLS	2	@ Connecticut	May 27
2025	---	24	---	---	22	--	15	---	---	BLKS	4	4x, last @ Golden State	Aug. 6
										MIN	32:15	@ Washington	June 22
													June 22
SEASON HIGHS													
	PTS	REBS	ASTS	STLS	BLKS	MIN	FGM	FGA	3PM	3PA	FTM	FTA	
2022	26	17	4	2	2	38:24	11	19	5	7	9	11	PTS 30 @ Dallas Sept. 3, 2023
2023	30	15	4	2	2	36:37	12	19	3	6	7	11	REBS 17 @ New York May 13, 2022
2024	23	15	3	2	3	34:48	10	17	2	4	6	7	ASTS 4 6x, last @ Connecticut May 27, 2025
2025	20	12	4	2	4	32:15	6	12	2	2	7	10	STLS 2 13x, last vs Atlanta July 22, 2025
													BLKS 4 @ Washington June 22, 2025
													MIN 38:24 Chicago July 7, 2022
CAREER PLAYOFF HIGHS													
													PTS 18 Indiana Sept. 23, 2025
													REBS 9 Seattle Sept. 14, 2025
													ASTS 2 Seattle Sept. 18, 2025
													STLS 3 @ Seattle Sept. 16, 2025
													BLKS 4 @ Indiana Sept. 28, 2025
													MIN 32:55 @ Indiana Sept. 28, 2025

MILESTONES REACHED			
Mark	Opponent	Date	Game #
1st Point	@ Washington	5/6/2022	1
100th Point	@ Atlanta	6/5/2022	9
1,000th Point	Seattle	5/30/2024	72
1,500th Point	Atlanta	7/22/2025	128
1,000th Rebound	Seattle	8/8/2025	136

PLAYOFF NOTES

- **10+ Point Games:** 3 (2025-3)

10+ REBOUNDS & ASSISTS GAMES			
	REB	ASTS	DOUBLE-DOUBLES
YEAR	10 +	10 +	PT/REB
2022	10	0	8
2023	14	0	13
2024	8	0	7
2025	5	0	3
Totals	37	0	31

10+ POINT GAMES			
SCORING			
YEAR	10 +	20 +	30+
2022	23	5	0
2023	26	6	1
2024	26	2	0
2025	16	1	0
Totals	91	14	1

CAREER REGULAR SEASON STATISTICS																												
YEAR	TM	G	GS	MP	FGM	FGA	FG%	3PM	3PA	3P%	2PM	2PA	2P%	eFG%	FT	FTA	FT%	OR	DR	REB	RPG	A	S	B	TO	PF	PTS	PPG
2022	IND	32	32	983	160	382	.419	37	97	.381	123	285	.432	.467	76	123	.618	70	183	253	7.9	45	15	8	76	93	433	13.5
2023	IND	31	28	885	188	394	.477	19	67	.284	169	327	.517	.501	84	124	.677	64	221	285	9.2	44	10	10	84	93	479	15.5
2024	IND	40	37	990	168	350	.480	14	48	.292	154	302	.510	.500	72	127	.567	72	213	285	7.1	41	30	39	52	107	422	10.6
2025	DAL	18	15	344	45	106	.425	2	11	.182	43	95	.453	.434	29	47	.617	22	60	89	4.9	14	7	16	17	42	121	6.7
2025	LVA	27	26	612	89	166	.556	6	16	.375	83	144	.576	.575	37	61	.607	45	97	142	5.3	19	18	13	34	89	221	8.2
2025	TOT	45	41	956	134	266	.504	8	27	.296	126	239	.527	.519	66	108	.611	74	157	231	5.1	33	25	29	51	131	342	7.6
Career		148	138	3814	650	1392	.467	78	239	.326	572	1153	.496	.495	298	482	.618	280	774	1054	7.1	163	80	86	263	424	1676	11.3

CAREER PLAYOFF STATISTICS																												
Year	TM	G	GS	MP	FGM	FGA	FG%	3PM	3PA	3P%	2PM	2PA	2P%	eFG%	FT	FTA	FT%	OR	DR	REB	RPG	A	S	B	TO	PF	PTS	PPG
2024	IND	2	1	13	0	1	.000	0	0	---	0	1	.000	.000	0	0	---	2	2	4	2.0	0	1	1	2	1	0	0.0
2025	LVA	12	12	277	37	64	.578	0	2	.000	37	62	.597	.578	11	27	.407	16	44	60	5.0	6	9	12	12	39	85	7.1
Career		14	13	290	37	65	.569	0	2	.000	37	63	.587	.569	11	27	.407	18	46	64	4.6	6	10	13	14	40	85	6.1



KIAH STOKES • No. 41

Center • 6-3 • Connecticut '15 • 10th Year

WNBA CAREER HIGHLIGHTS

- 2022, 2023 & 2025 WNBA Champion
- 2015 WNBA All-Defensive 2nd Team
- 2015 All-Rookie Team

2025 (LAS VEGAS)

- Missed the July 27 game at Dallas (illness)

2024 (LAS VEGAS)

- Suffered a potential concussion with 9.5 seconds remaining in the 3rd quarter of the Aces Semifinal Game 2 against the New York Liberty and did not return. She missed the final two games.

2023 (LAS VEGAS)

- Won the WNBA Championship.
- Opened the playoffs with a 15-rebound performance, which at the time was the second-highest in Aces playoff history, and also is her playoff career high.

- Grabbed 10 boards on Sept. 17, her first back-to-back games with double-digit rebounding since 2021.
- Missed Game 4 of the Finals (right foot).
- Hauled in a career- high-tying 17 rebounds at Chicago on July 25.
- Had 4 double-digit re-bounding games...Moved into the starting line-up for the final 22 games after Candace Parker was sidelined (left foot).

2022 (LAS VEGAS)

- Missed first 4 games of year (overseas) .
- Led or tied for team lead in rebounds 3 times

2021 (LAS VEGAS)

- Signed on July 2 but did not play that day.
- Averaged 9.0 rpg. in 8 starts

2016 (NEW YORK)

- Missed the final 7 games of the regular season with a hip injury.
- Set a WNBA record for highest rebound aveage by a player who didn't start a game.

2019 (NEW YORK)

- Did Not Play (personal reasons)

2017 (NEW YORK)

- Led the team in blocked shots and ranked second in rebounding.

COLLEGIATE HIGHLIGHTS

- During her four years, UConn posted a 146-10 (.936) record, claimed the 2013, 2014 and 2015 NCAA Championships, advanced to the 2012 Final Four and claimed two conference regular season titles and three conference tournament crowns.
- 2015 American Athletic Conference Defensive Player of the Year.
- Set a UConn single-season blocked shots record (147) as a senior and capped her career ranked No. 3 among all-time UConn blocks leaders (325).

PERSONAL

- Father Greg was an All-American basketball player at Iowa who played for the Philadelphia 76ers and won gold with the 1983 USA Pan Ameri-can Games Team.
- Majored in psychology

GO TO KIAH STOKES' COMPLETE BIO ONLINE

- Online bio includes items such as expanded WNBA statistics, more notes, college, international and USA Basketball statistics, and more!

RECORD WITH/OUT

Year	Games Missed	Record With	Record Without
2015	0	23-11	0- 0
2016	7	19- 8	2- 5
2017	0	22-12	0- 0
2018	4	6-24	1- 3
2019	34	0- 0	10-24
2020	0	2-20	0- 0
2021	9	14-10	6- 3
2022	5	22- 9	4- 1
2023	0	34- 6	0- 0
2024	1	26-13	1- 0
2025	4	26-14	4-0
Totals	64	193-126	28-36

PLAYOFFS WITH/OUT

Year	Games Missed	Record With	Record Without
2015	0	3-3	0-0
2016	0	0-1	0-0
2017	0	0-1	0-0
2018	Did not advance		
2019	DNP (personal)		
2020	Did not advance		
2021	0	2-3	0-0
2022	0	8-2	0-0
2023	1	7-1	1-0
2024	2	2-2	1-1
2025	3	7-2	2-1
Totals	6	29-15	4-2

REGULAR SEASON HIGHS

	PTS	REBS	ASTS	STLS	BLKS	MIN	FGM	FGA	3PM	3PA	FTM	FTA
2015	13	11	4	4	8	35:33	6	8	0	1	5	6
2016	12	14	2	2	4	37:46	6	8	0	0	5	8
2017	23	17	4	2	3	30:47	6	10	0	1	11	12
2018	12	15	3	2	3	33:38	5	7	0	0	2	4
2019	DNP--Personal											
2020	15	12	4	2	3	36:29	6	12	5	8	2	2
2021	5	13	7	2	3	34:53	2	3	1	2	2	2
2022	9	10	3	2	3	28:45	4	5	1	3	2	4
2023	7	17	2	3	4	31:21	3	6	1	3	2	2
2024	11	12	3	2	6	27:32	4	6	3	4	2	4
2025	7	14	2	2	2	32:51	3	7	1	2	2	2

KIAH STOKES • No. 41

WNBA RANKINGS										2025 REGULAR SEASON HIGHS				
	PPG	RPG	APG	SPG	BPG	MPG	FG%	3G%	FT%	PTS				
2015	---	12	---	---	4	---	---	---	---	REBS	14	2x,	last @ Minnesota	June 17
2016	---	7th	---	---	6	---	---	---	---	ASTS	2	2x,	Phoenix	June 15
2017	---	17	---	---	11	---	---	---	---	STLS	2	4x,	Seattle	June 20
2018	---	---	---	---	18	---	---	---	---	BLKS	2	2x,	last @ Minnesota	July 25
2019	DNP -- Personal									MINS	32:51	2x,	last vs Atlanta	July 22
2020	---	16	---	---	9	---	---	---	---				Dallas	June 13
2021	---	22	---	---	---	---	---	---	---	CAREER REGULAR SEASON HIGHS				
2022	---	---	---	---	18	---	---	---	---	PTS	23		Phoenix	June 4, 2017
2023	---	21	---	---	16	---	---	---	---	REBS	17	2x,	Last @ Chicago	July 25, 2023
2024	---	26	---	---	15	---	---	---	---	ASTS	7	@	Chicago	Sept. 17, 2021
2025	---	---	---	---	---	---	---	---	---	STLS	4		Atlanta	Sept. 1, 2015

MILESTONES REACHED				CAREER PLAYOFF HIGHS			
Mark	Opponent	Date	Game #	PTS			
1st Point	@ Los Angeles	5/21/2015	1	21	Indiana		Sept. 23, 2015
1,000th Point	@ Los Angeles	7/7/2024	261	REBS	15	Chicago	Sept. 13, 2023
1,000th Rebound	Chicago	9/2/2021	166	ASTS	3	New York	Oct. 8, 2023
1,500th Rebound	Connecticut	6/21/2024	256	STLS	3	Dallas	Sept. 24, 2023
200th Assist	@ Chicago	8/25/2024	270	BLKS	3	2x, last vs Phoenix	Aug. 17, 2022
				MINS	35:04	Dallas	Sept. 26, 2023

PLAYOFF NOTES

- 10+ Point Games: 1 (2015)
- 20+ Point Games: 1 (2015)
- 10+ Rebound Games: 6 (2015-2; 2022-2; 2023-2)
- WNBA championships: 2 (2022, 2023)

10+ REBOUNDS & ASSISTS GAMES			
	REB	ASTS	DUB-DUBS
YEAR	10+	10+	PT/REB
2015	7	0	3
2016	6	0	0
2017	8	0	4
2018	5	0	1
2019	DNP--Personal		
2020	2	0	0
2021	5	0	0
2022	1	0	0
2023	4	0	0
2024	3	0	0
2025	1	0	0
Totals	42	0	8

10+ POINT GAMES		
SCORING		
YEAR	10+	20+
2015	5	0
2016	5	0
2017	5	1
2018	2	0
2019	DNP--Personal	
2020	5	0
2021	0	0
2022	0	0
2023	1	0
2024	1	0
2025	0	0
Totals	23	1

CAREER REGULAR SEASON STATISTICS																												
YEAR	TM	G	GS	MP	FGM	FGA	FG%	3PM	3PA	3P%	2PM	2PA	2P%	eFG%	FT	FTA	FT%	OR	DR	REB	RPG	A	S	B	TO	PF	PTS	PPG
2015	NYL	34	6	862	82	150	.547	0	2	.000	82	148	.554	.547	33	48	.688	60	159	219	6.4	26	24	67	37	76	197	5.8
2016	NYL	27	0	650	75	117	.641	0	0	----	75	117	.641	.641	37	59	.627	63	138	201	7.5	20	18	38	30	77	187	6.9
2017	NYL	34	12	666	60	113	.531	0	1	.000	60	112	.536	.531	43	54	.796	77	137	214	6.3	30	12	39	40	94	163	4.8
2018	NYL	30	4	427	42	77	.545	0	0	----	42	77	.545	.545	8	15	.533	43	91	134	4.5	12	11	19	21	56	92	3.1
2019	DNP--Personal																											
2020	NYL	22	22	601	51	137	.372	20	85	.235	31	52	.596	.445	4	7	.571	28	119	147	6.7	26	11	26	28	45	126	5.7
2021	NYL	9	0	135	6	11	.545	1	2	.500	5	9	.556	.591	2	2	1.000	8	30	38	4.2	5	4	6	6	14	15	1.7
2021	LVA	15	8	308	10	17	.588	0	0	----	10	17	.588	.588	2	4	.500	27	65	92	6.1	15	6	10	7	19	22	1.5
2021	TOT	24	8	443	16	28	.571	1	2	.500	15	26	.577	.589	4	6	.667	35	95	130	5.4	20	10	16	13	33	37	1.5
2022	LVA	31	4	475	26	61	.426	5	24	.208	21	37	.568	.467	13	16	.813	29	107	136	4.4	20	14	25	18	39	70	2.3
2023	LVA	40	22	792	36	83	.434	5	27	.185	31	56	.554	.464	9	18	.500	45	189	234	5.9	23	26	39	17	70	86	2.2
2024	LVA	39	29	717	20	62	.323	9	40	.225	11	22	.500	.395	6	9	.667	23	161	184	4.7	28	21	33	15	68	55	1.4
2025	LVA	40	18	514	18	51	.353	3	23	.130	15	28	.536	.382	5	8	.625	29	115	144	3.6	17	17	14	16	47	44	1.1
Career		321	125	6146	426	879	.485	43	204	.211	383	675	.567	.509	162	240	.675	431	1311	1742	5.4	222	164	316	236	605	1057	3.3

CAREER PLAYOFF STATISTICS																												
YEAR	TM	G	GS	MP	FGM	FGA	FG%	3PM	3PA	3P%	2PM	2PA	2P%	eFG%	FT	FTA	FT%	OR	DR	REB	RPG	A	S	B	TO	PF	PTS	PPG
2015	NYL	6	0	157	17	36	.472	0	0	----	17	36	.472	.472	6	7	.857	18	31	49	8.2	0	5	8	7	9	40	6.7
2016	NYL	1	0	10	1	3	.333	0	0	----	1	3	.333	.333	1	2	.500	0	2	2	2.0	0	1	0	1	2	3	3.0
2017	NYL	1	0	16	1	3	.333	0	0	----	1	3	.333	.333	0	0	----	0	3	3	3.0	0	0	1	0	2	2	2.0
2021	LVA	5	2	71	2	5	.400	0	0	----	2	5	.400	.400	1	2	.500	4	9	13	2.6	5	2	3	2	7	5	1.0
2022	LVA	10	10	259	17	35	.486	1	5	.200	16	30	.533	.500	2	2	1.00	16	56	72	7.2	4	6	8	8	26	37	3.7
2023	LVA	8	8	209	9	16	.563	2	4	.500	7	12	.583	.625	2	2	1.00	14	49	63	6.1	10	8	2	6	13	22	2.8
2024	LVA	4	3	55	0	1	.000	0	1	.000	0	0	----	.000	0	0	----	2	17	19	4.8	0	0	1	3	6	0	0.0
2025	LVA	9	0	12	0	0	----	0	0	----	0	0	----	----	0	0	----	0	1	1	0.1	0	0	0	0	2	0	0.0
Career		44	23	789	47	99	.475	3	10	.300	44	89	.494	.490	12	15	.800	54	168	222	5.0	19	22	23	27	67	109	2.5



A'JA WILSON • No. 22

Center/Forward • 6-4 • South Carolina '18 • 7th Year

WNBA CAREER HIGHLIGHTS

- 2022, 2023 & 2025 WNBA Champion
- 2023 & 2025 WNBA Finals M'VP
- 2025, 2024, 2022 & 2020 WNBA M'VP
- 2022, 2023 & 2025 WNBA Defensive Player of the Year
- 2020, 2022, 2023, 2024 & 2025 All-WNBA First Team; 2021 All-WNBA Second Team
- 2022, 2023, 2024 & 2025 WNBA All-Defensive First Team; 2020 WNBA All-Defensive Second Team
- 7-time All-Star (2018-19, 2021-2025)
- 2025 TIME Magazine Athlete of the Year
- 2020, 2024 & 2025 AP Player of the Year; 2022, 2023 & 2025 AP Defensive Player of the Year; 2018 AP Rookie of the Year
- 2023, 2022 & 2019 All-Star Team Captain
- 2023 & 2022 WNBA All-Star Leading Vote-Getter
- 2018 WNBA Rookie of the Year (unanimous)
- 2018 WNBA All-Rookie Team
- 13-time Western Conference Player of the Month (Aug. 2025; May, June, July and Sept. 2024; June, July and Aug. 2023; May and July 2022; June 2021; Aug. and Sept. 2020)
- 28-time Western Conference Player of the Week (6 times in 2025, 6 times in 2024, 5 times in 2023, 5 times in 2022, 2 times each in 2019 and 2020, 1 time each in 2018 and 2021)
- 3-time WNBA Rookie of the Month (2018).

2025 (LAS VEGAS)

- Swatted her 500th blocked shot on Aug. 6 and is now one of just **10 players in WNBA history with 500 blocked shots**.
- Became the **first player in league history** to record a 30/20 double-double (32 points, 20 caroms vs Connecticut Aug. 10).
- On Aug. 8, became the **4th player in WNBA history, and youngest and fastest**, with at least

5,000 points, 2,000 rebounds, 500 assists, 500 blocks and 300 steals.

- On July 22 against Atlanta, became the **7th player in league history to record 5,000 points, 2,000 rebounds, 500 assists, 400 blocked shots and 300 steals**, and was the youngest and fastest to the mark.
- On June 25, became the **28th player in WNBA history to score 5,000 points**. Playing in her 238th game at 28 years and 321 days, was the fastest and second-youngest in history to do so.

2024 (LAS VEGAS)

- Became the first player in WNBA history to score 1'000 points in a single season.
- Became the 4th player to earn three M'VP awards
- First player in league history to lead the W in points, rebounds and blocked shots in a season.
- Opened the year with five-straight 20-point, 10-rebound performances.
- Became the franchise's leading scorer on July 7 and leading rebounder on June 29.

2023 (LAS VEGAS)

- Earned WNBA Finals M'VP after averaging 21.3 ppg, 12.5 rpg and 1.3 bpg in the Finals.
- Grabbed a league Finals-record 16 defensive rebounds in Game 4.
- Scored 30 or more points in a WNBA playoff record 3-straight games
- Tied a then-franchise scoring record with 40 points vs. the Mystics on Aug. 11; rewrote the record with a WNBA record-tying 53 points on Aug. 22 at Atlanta.

2022 (LAS VEGAS)

- Named WNBA MVP for 2nd time (7th player with multiple MVPs).

2020 (LAS VEGAS)

- Named WNBA MVP (5th youngest in history)

2019 (LAS VEGAS)

- Missed 8 games due to injury (ankle).

2018 (LAS VEGAS)

- Scored the second most points by a rookie (35) in franchise history at Indiana on June 12.

INTERNATIONAL (USA)

- Led the USA to the gold medal and a 6-0 record at

the 2024 Olympics; averaged team-highs of 18.7 ppg, 10.2 rpg, 1.5 spg and 2.7 bpg, while finishing **ranked 3rd for scoring, 2nd for rebounding and 1st for blocked shots among the 12-team field**.

- 2020 Olympic gold medalist
- 2022, 2018 FIBA World Cup gold medalist & 2022 FIBA World Cup M'VP.
- 2013 & 2015 FIBA U19 World Cup gold medalist & 2015 FIBA U19 M'VP
- 2014 FIBA Americas U18 gold medalist

COLLEGIATE HIGHLIGHTS

- 2017 NCAA Champion
- 2017 Final Four Most Outstanding Player
- 2018 National Player of the Year (consensus)
- 4-time All-American
- 2-time SEC Defensive Player of the Year

PERSONAL

- Authored the New York Times bestselling book "Dear Black Girls: How to Be True to You."
- Announced her Nike signature shoe, the A'ONE, on May 11, 2024, in South Carolina.
- Named to the TIME100 as one of the 100 most influential people of 2024.
- Enjoys eating Chipotle and Chik-fil-A
- Father, Roscoe, played professional basketball internationally for 10 years.
- Is a member of the WNBA and WNBPA Social Justice Council.
- First WNBA player to partner with Mountain Dew.

GO TO A'JA WILSON'S COMPLETE BIO ONLINE

- Online bio includes items such as expanded WNBA statistics, more notes, college, international and USA Basketball statistics, and more!

RECORD WITH/OUT

Year	Games Missed	Record With	Record Without
2018	0	14-19	0-0
2019	8	15-11	6-2
2020	0	18- 4	0-0
2021	0	24- 8	0-0
2022	0	26-10	0-0
2023	0	34- 6	0-0
2024	2	25- 12	1-1
2025	4	29-11	1-3
Totals	14	186-81	8-6

PLAYOFFS WITH/OUT

Year	Games Missed	Record With	Record Without
2018 - Did not advance			
2019	0	2-3	0-0
2020	0	3-5	0-0
2021	0	2-3	0-0
2022	0	8-2	0-0
2023	0	8-1	0-0
2024	0	3-3	0-0
2025	0	9-3	0-0
Totals	0	35-20	0-0

SEASON HIGHS

	PTS	REBS	ASTS	STLS	BLKS	MIN	FGM	FGA	3PM	3PA	FTM	FTA
2018	35	16	8	3	7	39:32	16	24	0	0	14	18
2019	39	12	5	3	7	40:52	14	20	0	1	11	14
2020	31	16	4	4	5	38:52	11	21	0	0	12	12
2021	30	15	8	4	3	43:18	10	24	1	1	12	12
2022	35	16	5	4	5	37:56	13	24	3	5	13	15
2023	53	15	5	5	6	36:27	17	25	1	3	20	21
2024	42	20	6	6	6	41:28	16	28	3	6	13	14
2025	37	20	7	4	5	37:41	16	25	3	4	11	14

A'JA WILSON • NO. 22

WNBA RANKINGS									2025 REGULAR SEASON HIGHS				
	PPG	RPG	APG	SPG	BPG	MPG	FG%	3G%	FT%	PTS			
2018	3	6	---	---	6	16	24	---	---	37	@	Dallas	July 16
2019	7	17	---	---	4	---	---	---	---	REBS	20	Connecticut	Aug. 10
2020	2	6	---	24	1	10	21	---	---	ASTS	7	2x, last @ Dallas	July 27
2021	6	8	21	---	11	10	21	---	10	STLS	4	3x, last vs Chicago	Sept. 7
2022	5	2	---	12	1	19	12	16	---	BLKS	5	Atlanta	Aug. 19
2023	3	2	---	10	1	23	3	---	30	MINs	37:41	Washington	May 23
2024	1	2	36	5	1	4	7	---	17	CAREER REGULAR SEASON HIGHS			
2025	1	2	27	6	1	17	13	---	17	PTS	53	@ Atlanta	Aug. 22, 2023

MILESTONES REACHED			
Mark	Opponent	Date	Game #
1st Point	@ Connecticut	5/20/2018	1
1,000th Point	Phoenix	8/20/2019	53
2,000th Point	Washington	8/17/2021	104
3,000th Point	@ Connecticut	6/8/2023	157
4,000th Point	@ Los Angeles	6/9/2024	198
5,000th Point	Connecticut	6/25/2025	238
5,500th Point	Atlanta	8/19/2025	259
1,000th Rebound	@ Chicago	5/28/2022	122
2,000th Rebound	Atlanta	8/30/2024	220
500th Assist	Washington	5/23/2025	230
200th Steal	Phoenix	9/10/2023	189
100th Block	@ Phoenix	9/8/2019	59
400th Block	@ Seattle	7/10/2024	210
500th Block	@ Golden State	8/6/2025	253

CAREER PLAYOFF HIGHS			
PTS	38	2x, last vs Seattle	Sept. 15, 2025
REBS	16	2x, Last @ New York	Oct. 18, 2023
ASTS	7	Phoenix	Sept. 30, 2021
STLS	5	Indiana	Sept. 23, 2025
BLKS	7	Connecticut	Sept. 22, 2020
MINs	45	@ Sueattle (OT)	Sept. 4, 2022

PLAYOFF NOTES

- 10+ Point Games: 50 (2019-3; 2020-8; 2021-4; 2022-8; 2023-9; 2024-6; 2025-12)
- 20+ Point Games: 29 (2019-2; 2020-4; 2021-1; 2022-5; 2023-5; 2024-4; 2025-10)
- 30+ Point Games: 10 (2022-2; 2023-3; 2025-5)
- 10+ Rebound Games: 28 (2019-1; 2020-3; 2021-2; 2022-8; 2023-6; 2024-3; 2025-5)
- Points/Rebounds Double-Doubles: 26 (2019-1; 2020-3; 2021-2; 2022-6; 2023-6; 2024-3; 2025-5)

10+ REBOUNDS & ASSISTS GAMES					
	REB	REB	ASTS	DUB-DUBS	
YEAR	10+	20+	10+	PT/REB	PT/AST
2018	10	0	0	10	0
2019	3	0	0	3	0
2020	7	0	0	7	0
2021	17	0	0	17	0
2022	17	0	0	17	0
2023	23	0	0	22	0
2024	23	1	0	23	0
2025	21	1	0	21	0
Totals	121	2	0	120	0

10+ POINT GAMES					
SCORING					
YEAR	10+	20+	30+	40+	50+
2018	33	18	3	0	0
2019	23	7	1	0	0
2020	22	15	1	0	0
2021	30	14	1	0	0
2022	34	20	1	0	0
2023	38	29	6	2	1
2024	38	34	11	2	0
2025	39	25	13	0	0
Totals	257	162	37	4	1

CAREER REGULAR SEASON STATISTICS																												
YEAR	TM	G	GS	MP	FG	FGA	FG%	3P	3PA	3P%	2P	2PA	2P%	eFG%	FT	FTA	FT%	OR	DR	REB	RPG	A	S	B	TO	PF	PTS	PPG
2018 *	LVA	33	33	1010	245	530	.462	0	0	----	245	530	.462	.462	192	248	.774	66	198	264	8.0	74	27	55	46	68	682	20.7
2019 *	LVA	26	25	739	158	330	.479	0	1	.000	158	329	.480	.479	114	144	.792	42	125	167	6.4	47	13	45	56	52	430	16.5
2020	LVA	22	22	697	166	346	.480	0	0	----	166	346	.480	.480	118	151	.781	34	154	188	8.5	45	27	44	35	49	450	20.5
2021 *	LVA	32	32	1021	207	466	.444	1	1	1.000	206	465	.443	.445	169	193	.876	63	235	298	9.3	98	28	40	46	49	584	18.3
2022 *	LVA	36	36	1080	260	519	.501	31	83	.373	229	436	.525	.531	152	187	.813	66	273	339	9.4	75	52	70	61	76	703	19.5
2023 *	LVA	40	40	1228	335	601	.557	9	29	.310	326	572	.570	.565	233	287	.812	82	298	380	9.5	64	55	89	62	85	912	22.8
2024 *	LVA	38	38	1308	385	743	.518	19	60	.317	366	683	.536	.531	232	275	.844	79	372	451	11.9	88	68	98	48	67	1021	26.9
2025 *	LVA	40	40	1247	332	657	.505	25	59	.424	307	598	.513	.524	248	290	.855	91	316	407	10.2	122	64	92	87	75	937	23.4
Career		267	266	8331	2088	4192	.498	85	233	.365	2003	3959	.506	.508	1458	1775	.821	523	1971	2494	9.3	613	335	533	442	521	5719	21.4

CAREER PLAYOFF STATISTICS																												
YEAR	TM	G	GS	MP	FG	FGA	FG%	3P	3PA	3P%	2P	2PA	2P%	eFG%	FT	FTA	FT%	OR	DR	REB	RPG	A	S	B	TO	PF	PTS	PPG
2019	LVA	5	5	168	24	55	.436	0	0	----	24	55	.436	.436	19	20	.950	11	28	39	7.8	8	3	10	8	5	67	13.4
2020	LVA	8	8	283	62	131	.473	0	0	----	62	131	.473	.473	42	49	.857	17	54	71	8.9	19	8	18	16	14	166	20.8
2021	LVA	5	5	161	27	62	.435	0	0	----	27	62	.435	.435	17	26	.654	6	40	46	9.2	16	5	5	11	8	71	14.2
2022	LVA	10	10	372	74	134	.552	2	14	.143	72	120	.600	.560	53	67	.791	15	89	104	10.4	20	10	24	13	21	203	20.3
2023	LVA	9	9	299	82	148	.554	1	2	.500	81	146	.555	.557	49	59	.831	28	78	106	11.8	11	13	21	19	18	214	23.8
2024	LVA	6	6	219	53	99	.535	4	8	.500	49	91	.538	.556	18	24	.750	7	51	58	9.7	17	2	15	8	7	128	21.3
2025	LVA	12	12	432	118	247	.478	6	15	.400	112	232	.483	.490	80	102	.784	16	104	120	10.0	40	25	30	28	25	322	26.8
Career		55	55	1934	440	876	.502	13	39	.333	427	837	.510	.510	278	347	.801	100	444	544	9.9	131	66	123	103	98	1171	21.3



JACKIE YOUNG • No. 0

Guard • 5-11 • Notre Dame '19 • 6th Year

WNBA CAREER HIGHLIGHTS

- 2022, 2023 & 2025 WNBA Championship
- 2022 WNBA Most Improved Player Award
- 2022 AP Most Improved Player
- 2023 & 2025 All-WNBA Second Team
- 2022, 2023, 2024 & 2025 WNBA All-Star
- AP All-WNBA second team (2023, 2025)
- Western Conference Player of the Week (May 23, 2022)

INTERNATIONAL CAREER (USA)

- Claimed gold at the 2024 Paris Olympics and, along with Kelsey Plum, are the first to claim gold in both 3x3 and five-on-five; averaged 9.5 ppg, 2.3 apg and 1.5 spg.
- 2020 Olympic gold medalist (3x3)
- Helped the USA finish first at the 2024 Olympic Qualifying Tournament in Belgium.

2025 (LAS VEGAS)

- All-Star Game starter.
- Posted her first career triple-double with 18 points, 11 rebounds and 11 assists at LA on June 29; recorded her second with 10 points, 11 rebounds and 10 assists at Atlanta on Aug. 27.

2024 (LAS VEGAS)

- Notched a career-first points/assists double-double with 22 points and 11 assists against LA on May 18.

2023 (LAS VEGAS)

- All-Star Game starter.
- Scored a then-career-high 30 points (12-18 FGs, 4-7 3pt FGs, 2-4 FTs) at LA on May 25
- Scored 20 or more points in 15 games
- Had 1 double-double with 24 points and 10 rebounds vs Chicago on Aug. 24.

2022 (LAS VEGAS)

- Named WNBA Most Improved Player after improving from 12.2 ppg, 4.1 rpg, 3.2 apg and 25% 3-point shooting to 15.9 ppg, 4.4 rpg, 3.9 apg and 43.1% from 3-point.
- Named WNBA Western Conference Player of the Week for games played May 16-22
- Scored in double figures in 30 of 34 games, including 11 games of 20 or more, and a season-high 26 vs. Connecticut on June 2

2021 (LAS VEGAS)

- Her 14 made field goals on September 8 vs. Minnesota were tied for the most in the league that year, and were the most by a WNBA player since the 2018 season.

2019 (LAS VEGAS)

- Became the second Notre Dame player to be drafted No. 1 overall (Jewell Loyd)
- Became the third junior to be drafted No. 1 overall (Candace Parker, Tennessee, 2008; Jewell Loyd, Notre Dame, 2015)
- Handed out a then-career-high 10 assists on 2 occasions—vs. Phoenix on August 20, and vs. Indiana on June 29.
- Recorded her first career double-double vs. Phoenix on August 20, handing out 10 assists and grabbing 10 rebounds. She narrowly missed a triple-double after scoring 8 points.
- Averaged 8.3 points, and 4.9 assists, while connecting on 38.9% of her 3-pointers, and 88.1% from the free throw line after the All-Star Break (14 regular season games).

INTERNATIONAL (USA)

- One of the first two players (Kelsey Plum) to ever earn both 3x3 (2020) and 5x5 (2024) Olympic gold medals.
- Helped the USA to a 3-0 record and first place in 2024 FIBA Olympic Qualifying Tournament.
- Participated in the 2023 USA National Team training camp and two collegiate exhibition games against Duke and Tennessee; averaged 7.5 ppg, 4.5 apg and 2.0 spg (tied for team high) as the USA went 2-0.
- Invited to attend 2022 USA National Team training camp ahead of the 2022 FIBA World Cup, but did not attend due to the Las Vegas Aces WNBA Finals run.

- Member of the USA 3x3 World Beach Games Team, helped the USA to a 3-1 record at the event in Doha, Qatar, losing in the quarterfinals in overtime to Brazil.

COLLEGIATE CAREER

- 2018 NCAA Champion
- 2019 AP All-America honorable mention
- 2019 ACC Tournament MVP
- 2019 All-ACC second team
- 2017 ACC All-Freshman Team
- Hit the game-tying jumper with 45 seconds remaining in the 2018 national championship game vs Mississippi State, knotting the score at 58-all. Also secured the steal with three seconds left that set-up Arike Ogunbowale's game-winning shot.

HIGH SCHOOL CAREER

- 2016 Naismith Player of the Year
- 2016 Indiana's Miss Basketball

PERSONAL

- Hails from Princeton, Indiana
- Has played professionally in the offseason in Australia, Israel and Turkey.

GO TO JACKIE YOUNG'S COMPLETE BIO ONLINE

- Online bio includes items such as expanded WNBA statistics, more notes, college, international and USA Basketball statistics, and more!

RECORD WITH/OUT

Year	Games Missed	Record With	Record Without
2019	0	21-13	0-0
2020	0	18- 4	0-0
2021	0	24- 8	0-0
2022	2	24-10	2-0
2023	0	34- 6	0-0
2024	3	25-12	2-1
2025	0	30-14	0-0
Totals	5	176-66	4-1

PLAYOFFS WITH/OUT

Year	Games Missed	Record With	Record Without
2019	0	2-3	0-0
2020	0	3-5	0-0
2021	0	2-3	0-0
2022	0	8-2	0-0
2023	0	8-1	0-0
2024	0	3-3	0-0
2025	0	9-3	0-0
Totals	0	35-20	0-0

JACKIE YOUNG • No. 0

WNBA RANKINGS										2025 REGULAR SEASON HIGHS			
	PPG	RPG	APG	SPG	BPG	MPG	FG%	3G%	FT%	PTS			
2019	---	---	---	---	---	---	---	---	25	REBS	34	Los Angeles	June 11
2020	---	---	23	---	---	---	16	---	21	ASTS	11	2x, last @ Atlanta	Aug. 27
2021	25	---	18	23	---	11	11	---	21	STLS	12	@ Los Angeles	Sept. 11
2022	12	---	14	13	---	3	22	3	13	BLKS	5	@ Golden State	Aug. 6
2023	11	---	15	14	---	18	7	2	16	MINs	2	3x, last @ Chicago	Aug. 25
2024	16	---	7	29	---	12	---	---	11		37:14	Los Angeles	June 11
2025	12	---	11	15	---	23	25	---	5	CAREER REGULAR SEASON HIGHS			

SEASON HIGHS												
	PTS	REBS	ASTS	STLS	BLKS	MIN	FGM	FGA	3PM	3PA	FTM	FTA
2019	17	10	10	3	2	35:08	5	14	2	3	9	12
2020	20	7	9	4	1	32:42	8	15	1	2	5	6
2021	29	11	6	4	2	40:27	14	19	1	3	10	10
2022	26	9	9	3	2	41:21	9	19	4	7	8	8
2023	30	10	8	4	1	37:31	12	21	5	9	8	9
2024	34	8	14	3	2	40:00	11	23	7	13	9	10
2025	34	11	12	5	2	37:14	12	24	5	12	11	11

CAREER REGULAR SEASON HIGHS			
PTS	34	2x, last vs Los Angeles	June 11, 2025
REBS	11	2x, last @ Atlanta	Aug. 27, 2025
ASTS	14	@ Phoenix	Sept. 1, 2024
STLS	5	@ Golden State	Aug. 6, 2025
BLKS	2	8x, Last @ Chicago	Aug. 25, 2025
MINS	41:21	Washington	June 25, 2022
CAREER PLAYOFF HIGHS			
PTS	32	2x, last vs Phoenix	Oct. 5, 2025
REBS	10	Dallas	Sept. 24, 2023
ASTS	10	Indiana	Sept. 30, 2025
STLS	4	2x, Last vs Seattle	Sept. 18, 2025
BLKS	2	2x, Last @ New York	Oct. 1, 2024
MINS	43:35	Indiana	Sept. 30, 2025

MILESTONES REACHED			
Mark	Opponent	Date	Game #
1st Point	Los Angeles	5/26/2019	1
1,000th Point	Los Angeles	5/23/2022	96
2,000th Point	Chicago	8/24/2023	156
3,000th Point	@ New York	7/8/2025	218
500th Assist	New York	6/29/2023	137
1,000th Assist	Minnesota	9/4/2025	240
500th Rebound	Minnesota	5/28/2023	126
200th Steal	New York	8/17/2024	186

10+ REBOUNDS & ASSISTS GAMES						
	REB	ASTS	DUB-DUBS		TRIP-DUB	
YEAR	10+	10+	PT/REB	PT/AST	REB/AST	P/R/A
2019	1	1	0	0	1	0
2020	0	0	0	0	0	0
2021	2	0	2	0	0	0
2022	0	0	0	0	0	0
2023	1	0	1	0	0	0
2024	0	5	0	5	0	0
2025	2	3	0	1	0	2
Totals	6	9	3	6	1	2

- | PLAYOFF NOTES | |
|---------------|---|
| • | 10+ Point Games: 36 (2019-1; 2020-3; 2021-1; 2022-7; 2023-8; 2024-4; 2025-12) |
| • | 20+ Point Games: 9 (2022-1; 2023-2; 2024-1; 2025-5) |
| • | 30+ Point Games: 2 (2025-2) |
| • | 10+ Rebound Games: 1 (2023) |
| • | 10+ Assist Games: 1 (2025) |
| • | Points/Rebounds Double-Doubles: 1 (2023) |
| • | Points/Assists Double-Doubles: 1 (2025) |

10+ POINT GAMES			
SCORING			
YEAR	10+	20+	30+
2019	7	0	0
2020	12	2	0
2021	21	4	0
2022	30	11	0
2023	37	15	1
2024	29	11	2
2025	38	14	2
Totals	174	57	5

CAREER REGULAR SEASON STATISTICS																												
YEAR	TM	G	GS	MP	FG	FGA	FG%	3P	3PA	3P%	2P	2PA	2P%	eFG%	FT	FTA	FT%	OR	DR	REB	RPG	A	S	B	TO	PF	PTS	PPG
2019	LVA	34	34	767	76	236	.322	14	44	.318	62	192	.323	.352	59	73	.808	23	88	111	3.3	153	26	12	53	47	225	6.6
2020	LVA	22	0	568	93	189	.492	3	13	.231	90	176	.511	.500	52	61	.852	18	77	95	4.3	67	15	2	35	39	241	11.0
2021	LVA	32	32	1018	155	307	.505	5	20	.250	150	287	.523	.513	75	90	.833	21	110	130	4.1	103	36	11	47	58	390	12.2
2022	LVA	34	34	1129	191	401	.476	50	116	.431	141	285	.495	.539	110	128	.859	43	105	148	4.4	132	48	8	43	81	542	15.9
2023	LVA	40	40	1259	249	476	.523	89	198	.449	160	278	.576	.617	117	135	.867	26	134	160	4.0	151	52	5	70	80	704	17.6
2024	LVA	37	37	1205	201	467	.430	70	208	.337	131	259	.506	.505	111	128	.867	26	135	161	4.4	197	37	8	78	92	583	15.8
2025	LVA	44	44	1337	260	549	.474	80	224	.357	180	325	.554	.546	127	142	.894	52	144	196	4.5	226	57	18	98	106	727	16.5
Career		243	221	7281	1225	2624	.467	311	823	.378	914	1801	.507	.526	651	757	.860	208	793	1001	4.1	1029	271	64	424	503	3412	14.0

CAREER PLAYOFF STATISTICS																												
YEAR	TM	G	GS	MP	FG	FGA	FG%	3P	3PA	3P%	2P	2PA	2P%	eFG%	FT	FTA	FT%	OR	DR	REB	RPG	A	S	B	TO	PF	PTS	PPG
2019	LVA	5	5	62	9	22	.409	4	5	.800	5	17	.294	.500	7	8	.875	3	6	9	1.8	13	0	0	6	3	29	5.8
2020	LVA	8	0	163	21	68	.309	1	6	.167	20	62	.323	.316	19	21	.905	3	21	24	3.0	22	2	1	19	18	62	7.8
2021	LVA	5	5	130	11	33	.333	0	1	.000	11	32	.344	.333	6	6	1.00	9	7	16	3.2	11	5	2	3	12	28	5.6
2022	LVA	10	10	345	41	95	.432	18	38	.474	23	57	.404	.526	25	27	.926	2	39	41	4.1	30	8	1	16	29	125	12.5
2023	LVA	9	9	313	48	114	.421	22	53	.415	26	61	.426	.518	32	35	.914	3	47	50	5.6	45	14	1	11	22	150	16.7
2024	LVA	6	6	183	30	80	.375	14	39	.359	16	41	.390	.463	9	11	.818	10	25	35	5.8	18	5	2	7	15	83	13.8
2025	LVA	12	12	418	86	174	.494	21	68	.309	65	106	.613	.555	52	55	.945	20	38	58	4.8	66	17	0	30	38	245	20.4
Career		55	47	1614	246	586	.420	80	210	.381	166	376	.441	.488	150	163	.920	50	183	233	4.2	205	51	7	92	137	722	13.1



LAS VEGAS ACES GAME NOTES (STATS THROUGH END OF 2025 FINALS)

2025 GAME-BY-GAME RESULTS (30-14)

DATE	OPP	H/A	W/L	SCORE	HOME REC	ROAD REC	Overall Record	ACES HIGH	PTS	ACES HIGH	REB	ACES HIGH	AST	OPP HIGH	PTS	ATTEND
5/17	NYL	A	L	92-78	0-0	0-1	0-1	Wilson	31	Wilson	16	Young	5	Stewart	25	17,344*
5/20	CON	A	W	87-62	0-0	1-1	1-1	Wilson	22	Wilson	10	Gray, Wilson	4	Charles	20	8,179
5/23	WAS	H	W	75-72	1-0	1-1	2-1	Young	25	Wilson	12	Wilson	5	Citron	19	10,509*
5/25	SEA	A	L	102-82	1-0	1-2	2-2	Wilson	15	Kitley, Wilson	5	Wilson	4	Ogwumike	23	10,634
5/30	WAS	H	W	96-81	2-0	1-2	3-2	Wilson	35	Wilson	13	Wilson	6	Plum	17	10,504*
6/1	SEA	A	W	75-70	2-0	2-2	4-2	Wilson	19	Loyd, Stokes, Wilson	7	Gray	6	Williams	20	10,201
6/7	GSV	A	L	95-68	2-0	2-3	4-3	Wilson	17	Loyd, Wilson	6	Young	3	Thornton	22	18,064*
6/11	LAS	H	L	97-89	2-1	2-3	4-4	Young	34	Wilson, Young	8	Wilson	5	Jackson	30	10,417*
6/13	DAL	H	W	88-84	3-1	2-3	5-4	Young	28	Stokes	8	Gray	5	Ogunbowale	26	10,428*
6/15	PHX	H	L	76-70	3-2	2-3	5-5	Gray	20	Stokes	14	Young	5	Sabally	22	10,497*
6/17	MIN	A	L	76-62	3-3	2-4	5-6	Loyd	12	Loyd, Stokes	8	Gray, Young	6	Williams	20	8,802*
6/20	SEA	H	L	90-83	3-3	2-4	5-7	Young	22	Wilson	14	Gray	7	Ogwumike	25	20,428*
6/22	IND	H	W	89-81	4-3	2-4	6-7	Wilson	24	Wilson, Young	7	Young	7	Boston	26	18,547*
6/25	CON	H	W	85-59	5-3	2-4	7-7	Wilson	22	Wilson, Young	8	Gray	6	Charles	18	10,432*
6/26	WAS	H	L	94-83	5-4	2-4	7-8	Wilson	22	Wilson	5	Gray	8	Citron	21	10,427*
6/29	PHX	A	W	84-81	5-4	3-4	8-8	Wilson	26	Wilson	18	Wilson	7	Thomas	16	13,247*
7/3	IND	A	L	81-54	5-4	3-5	8-9	Wilson	29	Smith	7	Evans, Nye	3	Mitchell	25	16,509
7/6	CON	A	W	86-68	5-4	4-5	9-9	Wilson	18	Smith	10	Gray	8	Morrow	12	8,476
7/8	NYL	A	L	87-78	5-4	4-6	9-10	Young	19	Gray, Young	7	Gray, Young	3	Ionescu	28	15,041
7/10	WAS	A	L	70-68	5-4	4-7	9-11	Loyd	20	Gray, Young	7	Gray, Young	3	Sykes	18	9,350*
7/12	GSV	H	W	104-102	6-4	4-7	10-11	Wilson	34	Wilson	16	Gray, Young	6	Hayes, Salaün	16	10,488*
7/16	DAL	A	W	90-86	6-4	5-7	11-11	Wilson	37	Wilson	10	Gray	7	Bueckers	20	6,153
7/22	ATL	H	W	87-72	7-4	5-7	12-11	Wilson	24	Wilson	12	Young	7	Gray	24	10,414*
7/24	IND	A	L	80-70	7-4	5-8	12-12	Wilson	20	Smith	10	Gray	4	Mitchell	21	16,166
7/25	MIN	A	L	109-78	7-4	5-9	12-13	Wilson	15	Wilson	7	Evans, Young	5	Collier	28	8,810*
7/27	DAL	A	W	106-80	7-4	6-9	13-13	Young	24	Wilson	10	Gray, Young	8	Ogunbowale	18	6,251*
7/29	LAS	A	W	89-74	7-4	7-9	14-13	Wilson	34	Young	11	Young	11	Plum	22	12,449
8/2	MIN	H	L	111-58	7-5	7-9	14-14	Loyd	12	Wilson	5	Evans, Gray	4	McBride	24	10,488*
8/3	GSV	H	W	101-77	8-5	7-9	15-14	Loyd	27	Wilson	14	Young	8	Rupert	17	10,445*
8/6	GSV	A	W	78-72	8-5	8-9	16-14	Wilson	27	Smith	9	Young	4	Hayes	14	18,064*
8/8	SEA	H	W	90-86	9-5	8-9	17-14	Wilson	29	Smith, Wilson	12	Gray, Young	5	Malonga	22	10,415*
8/10	CON	H	W	94-86	10-5	8-9	18-14	Wilson	32	Wilson	20	Gray, Young	6	Mabrey	22	10,407*
8/13	NYL	H	W	83-77	11-5	8-9	19-14	Loyd	21	Wilson	16	Gray	5	Meeseman	24	10,417*
8/15	PHX	A	W	86-83	11-5	9-9	20-14	Wilson	30	Wilson	16	Gray	9	Sabally	26	10,850*
8/17	DAL	H	W	106-87	12-5	9-9	21-14	Wilson	34	Wilson	8	Gray	14	Siegrist	23	10,418*
8/19	ATL	H	W	74-72	13-5	9-9	22-14	Wilson	32	Wilson	12	Gray	11	Howard	19	10,420*
8/21	PHX	H	W	83-61	14-5	9-9	23-14	Wilson	19	Wilson	13	Young	5	Thomas	17	10,460*
8/23	WAS	A	W	91-81	14-5	10-9	24-14	Wilson	36	Wilson	13	Gray, Young	8	Irifafen	21	4,200*
8/25	CHI	A	W	79-74	14-5	11-9	25-14	Young	22	Wilson	9	Gray, Young	7	Atkins	30	9,103*
8/27	ATL	A	W	81-75	14-5	12-9	26-14	Wilson	34	Young	11	Young	10	Gray, Howard	19	3,326*
9/4	MIN	H	W	97-87	15-5	12-9	27-14	Wilson	31	Wilson	7	Gray	10	Hiedeman	22	14,656
9/7	CHI	H	W	80-66	16-5	12-9	28-14	Wilson	31	Wilson	11	Young	9	Banham, Onyenwere	12	17,306*
9/9	CHI	H	W	92-61	17-5	12-9	29-14	Loyd, Young	15	Gray	6	Young	7	Cardoso, Onyenwere	13	15,640
9/11	LAS	A	W	103-75	17-5	13-9	30-14	Wilson	23	Wilson	19	Young	12	Barker, Hamby, Plum	15	13,484



2025 PLAYOFFS -- GAME-BY-GAME RESULTS (9-3)

DATE	OPP	H/A	W/L	SCORE	HOME REC	ROAD REC	Overall Record	ACES HIGH	PTS	ACES HIGH	REB	ACES HIGH	AST	OPP HIGH	PTS	ATTEND
9/14	SEA	H	W	102-77	1-0	0-0	1-0	Wilson	29	Smith	9	Young	7	Williams	16	10,407*
9/16	SEA	A	L	86-83	1-0	0-1	1-1	Young	25	Wilson	13	Gray	9	Diggins	26	12,500*
9/18	SEA	H	W	74-73	2-0	0-1	2-1	Wilson	38	Bell	3	Gray	8	Ogwumike, Wheeler	16	10,409*
9/21	IND	H	L	89-73	2-1	0-1	2-2	Young	19	Wilson	13	Gray	4	Mitchell	34	10,409*
9/23	IND	H	W	90-68	3-1	0-1	3-2	Wilson	25	Wilson	9	Gray	10	Sims	18	10,516*
9/26	IND	A	W	84-72	3-1	1-1	4-2	Young	25	Wilson	8	Gray	6	Mitchell	21	16,507
9/28	IND	A	L	90-83	3-1	1-2	4-3	Wilson	31	Wilson	9	Gray, Young	9	Mitchell	25	16,022
9/30	IND	H	W	107-98 (OT)	4-1	1-2	5-3	Wilson	35	Wilson	8	Young	10	Sims	27	10,529*
10/3	PHX	H	W	89-86	5-1	1-2	6-3	Evans, Wilson	21	Wilson	10	Gray	10	Copper	21	10,266*
10/5	PHX	H	W	91-78	6-1	1-2	7-3	Young	32	Wilson	14	Gray	10	Copper	23	10,404*
10/8	PHX	A	W	90-88	6-1	2-2	8-3	Wilson	34	Wilson	14	Young	9	Bonner	25	17,071*
10/10	PHX	A	W	97-86	6-1	3-2	9-3	Wilson	31	Wilson	9	Young	8	Copper	30	17,071*



LAS VEGAS ACES GAME NOTES (STATS THROUGH END OF 2025 FINALS)

ACES 2025 GAME-BY-GAME STATS

2025 PLAYOFFS (9-3)

GAME	W/L	MIN	PTS	FGM	FGA	FG%	3PM	3PA	3P%	FTM	FTA	FT%	ORB	DRB	REB	AT	TO	ST	BK	PF	+/-
10/10 - LVA @ PHX	W	40	97	28	72	38.9	12	31	38.7	29	35	82.9	10	22	32	19	7	8	6	16	11
10/8 - LVA @ PHX	W	40	90	29	68	42.6	9	24	37.5	23	25	92.0	12	24	36	21	10	8	8	24	2
10/5 - LVA vs PHX	W	40	91	37	75	49.3	8	23	34.8	9	13	69.2	9	34	43	21	13	9	6	15	13
10/3 - LVA vs PHX	W	40	89	33	72	45.8	9	27	33.3	14	20	70.0	8	25	33	24	7	9	3	12	3
9/30 - LVA vs IND	W	45	107	38	80	47.5	11	26	42.3	20	22	90.9	6	15	21	26	8	9	10	20	9
9/28 - LVA @ IND	L	40	83	33	67	49.3	9	23	39.1	8	11	72.7	3	19	22	22	17	9	5	24	-7
9/26 - LVA @ IND	W	40	84	33	65	50.8	4	10	40.0	14	17	82.4	4	22	26	20	14	8	10	19	12
9/23 - LVA vs IND	W	40	90	35	65	53.8	5	12	41.7	15	21	71.4	8	22	30	22	15	12	2	22	22
9/21 - LVA vs IND	L	40	73	29	71	40.8	5	17	29.4	10	12	83.3	8	25	33	12	12	5	4	15	-16
9/18 - LVA vs SEA	W	40	74	28	61	45.9	3	12	25.0	15	17	88.2	4	23	27	20	14	11	5	15	1
9/16 - LVA @ SEA	L	40	83	28	56	50.0	7	19	36.8	20	29	69.0	5	24	29	22	15	5	3	17	-3
9/14 - LVA vs SEA	W	40	102	36	71	50.7	14	29	48.3	16	21	76.2	11	28	39	23	10	10	6	19	25

2025 REGULAR SEASON (30-14)

HIGH/LOWS	PTS	FGM	FGA	FG%	3PM	3PA	3P%	FTM	FTA	FT%	ORB	DRB	REB	AT	TO	ST	BK	PF	+/-
High (lows listed for TO, PF)	106	38	82	55.1	22	45	57.9	26	30	100.0	18	35	46	35	6	13	9	9	28
Lows (highs listed for TO, PF)	54	16	60	26.2	2	15	12.0	5	6	50.0	2	18	22	11	22	2	1	27	-53

GAME	W/L	MIN	PTS	FGM	FGA	FG%	3PM	3PA	3P%	FTM	FTA	FT%	ORB	DRB	REB	AT	TO	ST	BK	PF	+/-
9/11 - LVA @ LAS	W	40	103	38	78	48.7	22	45	48.9	5	6	83.3	11	33	44	35	13	13	6	9	28
9/09 - LVA vs CHI	W	40	92	34	62	54.8	15	29	51.7	9	12	75.0	4	23	27	26	8	8	8	17	31
9/07 - LVA vs CHI	W	40	80	32	70	45.7	10	34	29.4	6	7	85.7	6	22	28	20	10	12	6	13	14
9/04 - LVA vs MIN	W	40	97	38	69	55.1	11	24	45.8	10	11	90.9	5	24	29	25	12	7	4	11	10
8/27 - LVA @ ATL	W	40	81	32	67	47.8	8	21	38.1	9	11	81.8	5	27	32	26	7	4	6	14	6
8/25 - LVA @ CHI	W	40	91	34	65	52.3	10	20	50.0	13	15	86.7	4	30	34	27	12	6	6	18	10
8/23 - LVA @ WAS	W	40	91	34	65	52.3	10	20	50.0	13	15	86.7	4	30	34	27	11	6	6	18	10
8/21 - LVA vs PHX	W	40	83	34	73	46.6	6	22	27.3	9	10	90.0	6	31	37	18	6	9	4	9	22
8/19 - LVA vs ATL	W	40	74	29	64	45.3	7	20	35.0	9	11	81.8	9	23	32	20	14	6	6	15	2
8/17 - LVA vs DAL	W	40	106	34	68	50.0	18	34	52.9	20	23	87.0	4	24	28	28	8	9	3	17	19
8/15 - LVA @ PHX	W	40	86	30	66	45.5	4	18	22.2	22	26	84.6	12	27	39	21	11	6	5	15	3
8/13 - LVA vs NYL	W	40	83	25	65	38.5	10	29	34.5	23	28	82.1	14	25	39	15	11	7	7	17	6
8/10 - LVA vs CON	W	40	94	35	71	49.3	8	25	32.0	16	21	76.2	11	29	40	24	18	8	1	12	8
8/08 - LVA vs SEA	W	40	90	31	69	44.9	10	22	45.5	18	23	78.3	11	27	38	20	13	5	3	16	4
8/06 - LVA @ GSV	W	40	78	27	60	45.0	5	27	18.5	19	25	76.0	9	22	31	15	16	9	5	19	6
8/03 - LVA vs GSV	W	40	101	35	76	46.1	18	40	45.0	13	16	81.3	18	28	46	24	16	10	3	15	24
8/02 - LVA vs MIN	L	40	58	23	67	34.3	8	26	30.8	4	8	50.0	4	18	22	18	16	6	7	17	-53
7/29 - LVA @ LAS	W	40	89	36	78	46.2	9	32	28.1	8	8	100.0	12	24	36	25	14	13	6	17	15
7/27 - LVA @ DAL	W	40	106	36	74	48.6	15	36	41.7	19	24	79.2	11	26	37	30	10	6	7	19	26
7/25 - LVA @ MIN	L	40	78	27	71	38.0	8	26	30.8	16	23	69.6	10	20	30	15	6	7	4	27	-31
7/24 - LVA @ IND	L	40	70	27	67	40.3	2	15	13.3	14	17	82.4	9	28	37	12	14	7	3	21	-10
7/22 - LVA vs ATL	W	40	87	31	69	44.9	6	20	30.0	19	21	90.5	5	29	34	20	13	13	4	18	15
7/16 - LVA @ DAL	W	40	90	34	71	47.9	5	15	33.3	17	26	65.4	11	29	40	23	16	8	9	11	4
7/12 - LVA vs GSV	W	40	104	34	62	54.8	6	21	28.6	30	35	85.7	8	22	30	21	9	4	2	20	2
7/10 - LVA @ WAS	L	40	68	27	71	38.0	3	25	12.0	11	14	78.6	7	24	31	12	13	8	5	20	-2
7/08 - LVA @ NYL	L	40	78	26	61	41.0	7	26	26.9	21	24	87.5	7	25	32	13	16	2	7	22	-9
7/06 - LVA @ CON	W	40	86	34	63	54.0	9	26	34.6	9	13	69.2	7	28	35	21	16	9	6	15	18
7/03 - LVA @ IND	L	40	54	16	61	26.2	3	16	18.8	19	22	86.4	8	18	26	12	19	4	1	21	-27
6/29 - LVA @ PHX	W	40	84	26	60	43.3	9	24	37.5	23	26	88.5	5	31	36	20	13	5	3	19	3
6/26 - LVA vs WAS	L	40	83	33	66	50.0	6	23	26.1	11	12	91.7	2	25	27	21	9	4	7	24	-11
6/25 - LVA vs. CON	W	40	85	30	70	42.9	11	28	39.3	14	16	87.5	10	35	45	18	15	6	7	14	26
6/22 - LVA vs. IND	W	40	89	32	71	45.1	6	20	30.0	19	21	90.5	8	23	31	19	13	9	3	11	8
6/20 - LVA vs SEA	L	40	83	29	61	47.5	11	19	57.9	14	21	66.7	6	24	30	20	14	5	5	16	-7
6/17 - LVA @ MIN	L	40	62	23	64	35.9	9	24	37.5	7	9	77.8	8	26	34	18	21	4	4	21	-14
6/15 - LVA vs PHX	L	40	70	23	64	35.9	9	28	32.1	15	16	93.8	11	27	38	14	22	6	4	13	-6
6/13 - LVA vs DAL	W	40	88	26	62	41.9	10	29	34.5	26	28	92.9	10	26	36	15	18	10	4	12	4
6/11 - LVA vs. LAS	L	40	89	27	72	37.5	9	35	25.7	26	29	89.7	9	19	28	12	9	8	4	24	-8
6/02 - LVA @ GSV	L	40	68	22	62	35.5	6	25	24.0	18	25	72.0	7	24	31	11	13	5	2	14	-27
6/01 - LVA @ SEA	W	40	75	27	64	42.2	10	25	40.0	11	14	78.6	6	25	31	17	18	11	4	17	5
5/30 - LVA vs. LAS	W	40	96	32	70	45.7	12	25	48.0	20	23	87.0	6	24	30	22	11	12	7	16	15
5/25 - LVA @ SEA	L	40	82	29	66	43.9	9	25	36.0	15	20	75.0	5	20	25	19	13	7	8	10	-20
5/23 - LVA vs. WAS	W	40	75	24	69	34.8	8	33	24.2	19	20	95.0	7	25	32	15	10	9	6	18	3
5/20 - LVA @ CON	W	40	87	26	67	38.8	10	26	38.5	25	30	83.3	12	29	41	16	13	9	4	18	25
5/17 - LVA @ NYL	L	40	78	28	82	34.1	11	32	34.4	11	13	84.6	12	29	41	18	10	4	2	20	-14

2025 PRESEASON (2-0)

GAME	W/L	MIN	PTS	FGM	FGA	FG%	3PM	3PA	3P%	FTM	FTA	FT%	ORB	DRB	REB	AT	TO	ST	BK	PF	+/-
5/2 - LVA vs DAL	W	40	112	38	78	48.7	14	32	43.8	22	25	88.8	12	28	40	27	9	14	5	11	34

2025 LAS VEGAS ACES FINAL REGULAR SEASON STATISTICS (30-14)

PLAYER	GP-GS	MIN	FGM-FGA	FG%	3-POINT		FTM-FTA	FT%	--- REBOUNDS ---				AST	PF-DQ	STL	TO	BLK	PTS/AVG
					FGM-FGA	FG%			OFF	DEF	TOT/AVG							
Wilson, A	40-40	1247:22	332 - 658	50.5	25-59	42.4	248 - 290	85.5	91	316	407/10.2	122	75-0	64	87	92	937/23.4	
Young, J	44-44	1336:28	260 - 547	47.5	80-223	35.9	127 - 142	89.4	52	144	196/4.5	226	106-0	57	98	18	727/16.5	
Gray, C	44-44	1368:20	169 - 385	43.9	63-171	36.8	92 - 104	88.5	25	148	173/3.9	239	89-0	62	125	28	493/11.2	
Loyd, J	44-25	1245:07	166 - 427	38.9	100-262	38.2	59 - 71	83.1	49	93	142/3.2	81	85-0	52	53	11	491/11.2	
Smith, N	27-26	612:24	89 - 160	55.6	6-16	37.5	37 - 61	60.7	45	97	142/5.3	19	89-1	18	34	13	221/8.2	
Parker-Tyus, C	2-0	13:56	5 - 8	62.5	1-2	50.0	5 - 6	83.3	0	2	2/1.0	0	2-0	0	1	0	16/8.0	
Evans, D	44-1	777:28	107 - 275	38.9	37-101	36.6	40 - 53	75.5	8	39	47/1.1	96	57-0	17	37	5	291/6.6	
Bell, K	35-16	426:45	52 - 154	33.8	30-103	29.1	12 - 15	80.0	20	42	62/1.8	23	30-0	14	17	11	146/4.2	
Nye, A	44-2	671:11	59 - 171	34.5	37-118	31.4	14 - 17	82.4	15	51	66/1.5	24	57-0	13	27	9	169/3.8	
Mitchell, T	16-2	210:03	16 - 41	39.0	4-13	30.8	23 - 29	79.3	6	23	29/1.8	7	25-0	6	14	3	59/3.7	
Gustafson, M	20-1	225:37	20 - 57	35.1	13-39	33.3	7 - 15	46.7	8	28	36/1.8	5	42-0	3	6	6	60/3.0	
Kitley, E	12-1	98:12	7 - 23	30.4	0-1	0.0	1 - 2	50.0	4	13	17/1.4	1	18-0	4	7	6	15/1.3	
Holmes, J	6-0	28:47	3 - 12	25.0	1-5	20.0	0 - 0	0.0	2	4	6/1.0	0	5-0	0	2	0	7/1.2	
Stokes, K	40-18	514:15	18 - 51	35.3	3-23	13.0	5 - 8	62.5	29	115	144/3.6	17	47-0	17	16	14	44/1.1	
Bradford, C	4-0	24:09	2 - 6	33.3	0-2	0.0	0 - 0	0.0	2	3	5/1.3	1	3-0	2	1	0	4/1.0	
ACES	44	8800	1305 - 2975	43.9	400-1138	35.1	670 - 813	82.4	356	1118	1773/40.3	861	730-1	329	572	216	3680/83.6	
OPPONENTS	44	8800	1317 - 3021	43.6	318-1007	31.6	600 - 736	81.5	382	1159	1880/42.7	897	758-3	291	598	113	3552/80.7	

PLAYER	SINGLE GAME HIGHS							AVERAGE PER GAME							AVERAGE PER 48 MIN						
	MIN	REB	AST	STL	TO	BLK	PTS	MIN	REB	AST	STL	TO	BLK	PTS	REB	AST	STL	TO	BLK	PTS	
Wilson, A	37:41	20	7	4	7	5	37	31.2	10.2	3.1	1.60	2.2	2.30	23.4	13.1	3.9	2.05	2.8	2.95	30.0	
Young, J	37:13	11	12	5	6	2	34	30.4	4.5	5.1	1.30	2.2	0.41	16.5	5.9	6.8	1.71	2.9	0.54	21.8	
Gray, C	39:00	10	14	7	7	3	28	31.1	3.9	5.4	1.41	2.8	0.64	11.2	5.1	7.0	1.81	3.7	0.82	14.4	
Loyd, J	34:14	8	5	4	3	2	27	28.3	3.2	1.8	1.18	1.2	0.25	11.2	4.6	2.6	1.67	1.7	0.35	15.8	
Smith, N	31:24	12	2	2	3	2	14	22.7	5.3	0.7	0.67	1.3	0.48	8.2	9.3	1.2	1.18	2.2	0.85	14.4	
Parker-Tyus, C	07:54	2	0	0	1	0	8	7.0	1.0	0.0	0.00	0.5	0.00	8.0	5.7	0.0	0.00	2.9	0.00	45.9	
Evans, D	24:36	4	6	2	5	1	21	17.7	1.1	2.2	0.39	0.8	0.11	6.6	2.4	4.9	0.87	1.9	0.26	15.0	
Bell, K	27:38	6	3	2	3	1	19	12.2	1.8	0.7	0.40	0.5	0.31	4.2	5.8	2.2	1.31	1.6	1.03	13.7	
Nye, A	26:32	6	3	1	2	2	16	15.3	1.5	0.5	0.30	0.6	0.20	3.8	3.9	1.4	0.77	1.6	0.54	10.1	
Mitchell, T	21:02	5	2	1	4	1	10	13.1	1.8	0.4	0.38	0.9	0.19	3.7	5.5	1.3	1.14	2.7	0.57	11.2	
Gustafson, M	22:12	6	1	1	2	3	8	11.3	1.8	0.3	0.15	0.3	0.30	3.0	6.4	0.9	0.53	1.1	1.06	10.6	
Kitley, E	17:49	5	1	2	2	2	11	8.2	1.4	0.1	0.33	0.6	0.50	1.3	6.9	0.4	1.63	2.9	2.44	6.1	
Holmes, J	06:32	2	0	0	1	0	3	4.8	1.0	0.0	0.00	0.3	0.00	1.2	8.3	0.0	0.00	2.8	0.00	9.7	
Stokes, K	32:50	14	2	2	3	2	7	12.9	3.6	0.4	0.43	0.4	0.35	1.1	11.2	1.3	1.32	1.2	1.09	3.4	
Bradford, C	08:23	3	1	1	1	0	2	6.0	1.3	0.3	0.50	0.3	0.00	1.0	8.3	1.7	3.31	1.7	0.00	6.6	

2025 LAS VEGAS ACES FINAL PLAYOFF STATISTICS (9-3)

PLAYER	GP-GS	MIN	FGM-FGA	FG%	3-POINT		FTM-FTA	FT%	--- REBOUNDS ---				AST	PF-DQ	STL	TO	BLK	PTS/AVG
					FGM-FGA	FG%			OFF	DEF	TOT/AVG							
Wilson, A	12-12	431:33	118 - 247	47.8	6-15	40.0	80 - 102	78.4	16	104	120/10.0	40	25-0	25	28	30	322/26.8	
Young, J	12-12	417:49	86 - 174	49.4	21-68	30.9	52 - 55	94.5	20	38	58/4.8	66	38-0	17	30	0	245/20.4	
Gray, C	12-12	424:40	48 - 113	42.5	19-45	42.2	19 - 25	76.0	5	36	41/3.4	87	27-0	27	26	15	134/11.2	
Loyd, J	12-0	350:30	37 - 89	41.6	26-63	41.3	13 - 15	86.7	20	27	47/3.9	10	33-0	12	12	7	113/9.4	
Evans, D	12-0	236:07	37 - 79	46.8	16-30	53.3	11 - 11	100	2	10	12/1.0	35	26-1	7	12	0	101/8.4	
Smith, N	12-12	277:03	37 - 64	57.8	0-2	0.0	11 - 27	40.7	16	44	60/5.0	6	39-0	9	12	12	85/7.1	
Bell, K	12-12	120:37	12 - 26	46.2	5-18	27.8	0 - 0	0.0	2	10	12/1.0	4	6-0	4	3	2	29/2.4	
Gustafson, M	10-0	103:40	8 - 18	44.4	2-8	25.0	4 - 4	100	4	9	13/1.3	3	13-0	2	3	1	22/2.2	
Parker-Tyus, C	6-0	36:19	4 - 10	40.0	1-3	33.3	3 - 4	75.0	3	3	6/1.0	1	7-0	0	2	1	12/2.0	
Nye, A	6-0	15:13	0 - 3	0.0	0-1	0.0	0 - 0	0.0	0	1	1/0.2	0	2-0	0	0	0	0/0.0	
Stokes, K	9-0	11:32	0 - 0	0.0	0-0	0.0	0 - 0	0.0	0	1	1/0.1	0	2-0	0	0	0	0/0.0	
ACES	12	2425	387 - 823	47.0	96-253	37.9	193 - 243	79.4	88	283	477/39.8	252	218-1	103	142	68	1063/88.6	
OPPONENTS	12	2425	361 - 818	44.1	85-250	34.0	184 - 233	79.0	110	310	515/42.9	209	228-3	73	178	35	991/82.6	


PLAYER	-----SINGLE GAME HIGHS-----							-----AVERAGE PER GAME-----							-----AVERAGE PER 48 MIN-----						
	MIN	REB	AST	STL	TO	BLK	PTS	MIN	REB	AST	STL	TO	BLK	PTS	REB	AST	STL	TO	BLK	PTS	
Wilson, A	40:56	14	5	5	3	4	38	36.0	10.0	3.3	2.08	2.3	2.50	26.8	11.1	3.7	2.32	2.6	2.78	29.8	
Young, J	43:35	8	10	4	5	0	32	34.8	4.8	5.5	1.42	2.5	0.00	20.4	5.6	6.3	1.63	2.9	0.00	23.5	
Gray, C	38:58	8	10	4	5	3	18	35.4	3.4	7.3	2.25	2.2	1.25	11.2	3.9	8.2	2.54	2.4	1.41	12.6	
Loyd, J	34:36	7	2	3	3	2	18	29.2	3.9	0.8	1.00	1.0	0.58	9.4	5.4	1.1	1.37	1.4	0.80	12.9	
Evans, D	25:35	4	6	4	4	0	21	19.7	1.0	2.9	0.58	1.0	0.00	8.4	2.0	5.9	1.19	2.0	0.00	17.1	
Smith, N	32:55	9	2	3	3	4	18	23.1	5.0	0.5	0.75	1.0	1.00	7.1	8.7	0.9	1.30	1.7	1.73	12.3	
Bell, K	19:43	7	1	2	2	1	7	10.1	1.0	0.3	0.33	0.3	0.17	2.4	4.0	1.3	1.33	1.0	0.66	9.6	
Gustafson, M	17:44	3	2	1	2	1	5	10.4	1.3	0.3	0.20	0.3	0.10	2.2	5.0	1.2	0.77	1.2	0.39	8.5	
Parker-Tyus, C	10:47	2	1	0	1	1	7	6.1	1.0	0.2	0.00	0.3	0.17	2.0	6.6	1.1	0.00	2.2	1.10	13.2	
Nye, A	04:59	1	0	0	0	0	0	2.5	0.2	0.0	0.00	0.0	0.00	0.0	2.6	0.0	0.00	0.0	0.00	0.0	
Stokes, K	04:59	1	0	0	0	0	0	1.3	0.1	0.0	0.00	0.0	0.00	0.0	3.5	0.0	0.00	0.0	0.00	0.0	

LAS VEGAS ACES | MEDIA CHEAT SHEET




1

KIERSTAN BELL
Guard | 6-1 | 176
FGCU | 4th Year




11

DANA EVANS
Guard | 5-6 | 145
Louisville | 5th Year




12

CHELSEA GRAY
Guard | 5-11 | 170
Duke | 11th Year



17

MEGAN GUSTAFSON
C | 6-4 | 195
Iowa | 7th Year



24

JEWELL LOYD
Guard | 5-11 | 175
Notre Dame | 11th Year



13

AALIYAH NYE
G/F | 6-0 | n/a
Alabama | Rookie




32

CHEYENNE PARKER-TYUS
F | 6-4 | 193
Middle Tenn. | 11th Year



3

NALYSSA SMITH
Forward | 6-4 | 185
Baylor | 4th Year



41

KIAH STOKES
Center | 6-3 | 191
Connecticut | 10th Year



22

A'JA WILSON
Center | 6-4 | 195
South Carolina | 8th Year



0

JACKIE YOUNG
Guard | 6-0 | 165
Notre Dame | 7th Year



BECKY HAMMON
Head Coach



CHARLENE THOMAS-SWINSON
Assistant Coach



TY ELLIS
Assistant Coach



LARRY LEWIS
Assistant Coach

Head Coach: Becky Hammon
Assistant Coach: Charlene Thomas-Swinson
Assistant Coach: Ty Ellis
Assistant Coach: Larry Lewis
Player Development Coach: John Lucas III
Director of Health and Performance: Ciara Burgi
Lead Rehabilitation Specialist: Jerrica Thomas
Lead Athletic Trainer: Bryson Creer
Lead Performance Coach: Stephanie Sharpe

PRONUNCIATION GUIDE

Kierstan (**KEER**-stin) Bell
Megan Gustafson (**GUST**-uff-sun)
Aaliyah (**uh**-LEE-uh) Nye (**NY** - rhymes with eye)
Kiah (**KEE**-uh) Stokes
A'ja (**A**-zhuh - like the continent, Asia) Wilson

STAFF

Ciara (**c**-AIR-uh - like the Sierra mountains) Burgi
(**BURR**-ghee)