



LAS VEGAS ACES (17-14) vs CONNECTICUT SUN (5-24)

Sunday, Aug. 10, 2025 | Michelob ULTRA Arena | Las Vegas

6 pm PT | TV: Vegas 34 | Radio: 1100 AM & 100.9 FM

Game No. 32 | Home Game No. 15



SCHEDULE & RESULTS

Date	Opponent	W/L	Score
2	% Dallas (pre)	W	112-78
6	Phoenix (pre)	W	85-84
MAY (3-2)			
17	@ New York	L	92-78
20	@ Connecticut	W	87-62
23	Washington	W	75-72
25	@ Seattle	L	102-82
30	Los Angeles	W	96-81
JUNE (5-6)			
1	@ Seattle (CC)	W	75-70
7	@ Golden St. (CC)	L	95-68
11	Los Angeles (CC)	L	97-89
13	Dallas (CC)	W	88-84
15	Phoenix (CC)	L	76-70
17	@ Minnesota	L	76-62
20	Seattle	L	90-83
22	\$ Indiana	W	89-81
25	Connecticut	W	85-59
26	Washington	L	94-83
29	@ Phoenix	W	84-81
JULY (6-5)			
3	@ Indiana	L	81-54
6	@ Connecticut	W	86-68
8	@ New York	L	87-78
10	@ Washington	L	70-68
12	Golden State	W	104-102
16	@ Dallas	W	90-86
22	Atlanta	W	87-72
24	@ Indiana	L	80-70
25	@ Minnesota	L	109-78
27	@ Dallas	W	106-80
29	@ Los Angeles	W	89-74
AUGUST (3-1)			
2	Minnesota	L	111-58
3	Golden State	W	101-77
6	@ Golden State	W	78-72
8	Seattle	W	90-86
10	Connecticut	NBA TV/Vegas 34	6 pm
13	New York	ESPN	6:30 pm
15	@ Phoenix	ION/Vegas 34	7 pm
17	Dallas	ABC	12:30 pm
19	Atlanta	NBA TV/Vegas 34	7 pm
21	Phoenix	Prime Video	7 pm
23	@ Washington	Vegas 34	12 pm
25	@ Chicago	NBA TV/Vegas 34	5 pm
27	@ Atlanta	NBATV/Vegas 34	4:30pm
SEPTEMBER (0-0)			
4	\$ Minnesota	Prime Video	7 pm
7	\$ Chicago	NBA TV/Vegas 34	6 pm
9	\$ Chicago	Vegas 34	7 pm
11	@ Los Angeles	NBA TV/Vegas 34	7 pm

\$ at T-Mobile Arena
% at Notre Dame


ACES MEDIA RELATIONS CONTACTS

Caroline Williams, Director
CWilliams@LasVegasAces.com
725-289-8896

Carly Ebisuya, Manager
CEbisuya@LasVegasAces.com
714-305-6808

HOLE CARDS

0




JACKIE YOUNG
G • 6-0 • 7th Year • Notre Dame '19

	PPG	RPG	APG	SPG	FG%	3P%	FT%	MIN
2025	16.9	4.1	4.5	1.3	.453	.329	.913	29.8
Career	14.0	4.1	4.1	1.1	.463	.374	.862	29.9

2025 HIGHS: PT (34), REB (11), AST (11), STL (5), BLK (2), FGM (12), 3PM (5), FTM (11)

- 2x WNBA Champion
- 4x All-Star
- 2022 Most Improved
- 2023 All-WNBA 2nd
- 2019 All-Rookie
- 2x Olympic gold (3x3 in 2020)

12




CHELSEA GRAY
G • 5-11 • 11th Year • Duke '14

	PPG	RPG	APG	SPG	FG%	3P%	FT%	MPG
2025	11.1	4.0	4.5	1.3	.422	.350	.889	30.1
Career	12.0	3.2	5.0	1.2	.459	.378	.867	28.1

2025 HIGHS: PT (28), REB (10), AST (8), STL (4), BLK (3), FGM (8), 3PM (6), FTM (8)

- 3x WNBA Champion
- 2022 Finals MVP
- 6x All-Star
- 3x All-WNBA
- 2x Olympic gold
- 2022 World Cup Gold

22




A'JA WILSON
C • 6-4 • 8th Year • South Carolina '18

	PPG	RPG	APG	BPG	FG%	3P%	FT%	MPG
2025	21.8	9.2	3.3	2.3	.488	.297	.835	30.3
Career	21.1	9.2	2.3	2.0	.496	.336	.817	31.1

2025 HIGHS: PT (37), REB (18), AST (7), STL (4), BLK (4), FGM (16), 3PM (1), FTM (11)

- 2x WNBA Champion
- 3x M'VP • 2x D'POY
- 2023 Finals M'VP
- 7x All-Star • 5x All-WNBA
- 2018 ROY & All-Rookie
- 2x Olympic gold
- 2x World Cup gold
- 2022 World Cup M'VP

1




KIERSTAN BELL
F • 6-11 • 4th Year • Florida Gulf Coast

	PPG	RPG	APG	SPG	FG%	3P%	FT%	MPG
2025	4.0	1.6	0.4	0.3	.324	.257	1.000	10.7
Career	3.1	1.4	0.4	0.3	.336	.247	.815	9.7

2025 HIGHS: PT (19), REB (4), AST (1), STL (2), BLK (1), FGM (6), 3PM (3), FTM (4)

- 2x WNBA Champion

3



NALYSSA SMITH
F • 6-4 • 4th Year • Baylor '22

	PPG	RPG	APG	BPG	FG%	3P%	FT%	MPG
2025	7.2	5.5	0.7	0.7	.484	.235	.590	20.5
Career	11.6	7.4	1.1	0.6	.462	.323	.615	26.0

2025 HIGHS: PT (20), REB (12), AST (4), STL (2), BLK (4), FGM (6), 3PM (1), FTM (7)

- 2022 All-Rookie

THE TURN

NO	NAME	POS	HGT	YR	G	MIN	FG%	3P%	FT%	REB	AST	PTS
11	Dana Evans	G	5-6	5th	31	17.5	.354	.294	.729	1.0	2.1	6.2
12	Jewell Loyd	G	5-11	11th	31	28.4	.386	.375	.842	3.7	1.8	11.4
13	Aaliyah Nye	G/F	6-0	R	31	17.4	.375	.356	.800	1.7	0.5	4.7
17	Megan Gustafson	C	6-4	6th	12	13.9	.325	.321	.467	2.3	0.3	3.5
32	Cheyenne Parker-Tyus	F	6-4	11th	n/a							
41	Kiah Stokes	C	6-3	10th	29	15.4	.362	.150	.625	4.4	0.6	1.4

2025 ACES RECORD BREAKDOWN

	Record	Home	Away	OT
Overall	16-14	8-5	8-9	0-0
Eastern	6-6	4-1	2-5	0-0
Western	10-8	4-4	6-4	0-0

STREAKS

Overall	W 3
Home	W 2
Road	W 3

GAME STATUS UPDATES (AS OF 8/9)

Cheyenne Parker-Tyus: OUT (pregnancy)

PENDING RECORDS & MILESTONES

- Jewell Loyd (1,961) is tied with Lindsay Whalen at No. 23 for all-time WNBA made field goals and needs 1 to own it outright. No. 22 is A'ja Wilson (1,964), who moved into the spot on Friday night.
- A'ja Wilson (2,335) needs 1 more rebound to own the No. 23 spot on the league's all-time rebound list. She is currently tied with Tangela Smith (2,335).
- A'ja Wilson (500) needs 6 more blocks to pass No. 9 Ruth Riley (505) on the W's all-time blocked shot list.
- Jackie Young (163) needs 2 more wins to own the WNBA record for most victories before turning 28. Maya Moore currently holds that record with 164.

CONGRATULATIONS!

If you are reading this, it means that you have made the wise decision to cover a WNBA game featuring the two-time WNBA Champion Las Vegas Aces. Odds are, you a member of one of the most prestigious media outlets in the nation, and a talented print, radio or television personality. Regardless of how these game notes came into your possession, welcome to year 8 of the Las Vegas Aces.

These Game Notes are designed to simplify your coverage of the Aces, but in a society that now likes to communicate in 140 ~~280~~ characters or less and 30-second Tik Tok videos, even a modest-sized set of Game Notes like this one can be intimidating.

Over the rest of this page, we will walk you through the complexities of this document to further enhance your ability to cover the most entertaining team in the WNBA.

Before we begin, we want you to know that we've gone interactive with notes again this year. **Embedded links will take you to the interweb page that contains more information on each note or tidbit of information. Click through to your heart's content!**

Aces, Stars & Starzz Franchise History

For a robust franchise history, including yearly team recaps dating to 1997, the league's inaugural season, award winners, transactions, draft picks, season statistical leaders, etc., see the [Franchise History & Records page online](#).

Aces Media Central

For quick links to the Aces credential portal, past game notes, WNBA media policies, 2025 Year in Review (as it happens) and other media-centric information, be sure to check out the [Aces Media Central page](#).

Statistics

If all you need are our season statistics, just flip to the end of these notes. Both teams' stats are always located on the second to last page. We have decided not to include any box scores ~~because we are lazy~~ in an effort to rid the planet of unnecessary paper waste. All WNBA box scores (PDFs) are located online and can be downloaded here.

Frequently Asked Questions

1) "I have found several typos in this document. Would you like to know about them?"

Yes, we would, but you should know that there are many people in the world who are not happy unless they find fault in the work of others. In an effort to boost their self-confidence, we have intentionally sprinkled several typos in this document to assist them, so we may already be aware of the typos of which you speak.

2) "I wish you would include [insert statistical note wish here] in your game notes."

Send us an email request and we'll try to add it to the notes package. After all, we are here to help you cover the Aces, and if there's something missing that will better help you do your job, please let us know!

Epilogue

If you have any additional questions, please don't hesitate to reach out to the Aces media relations duo listed on Page 1. Thanks again for your interest in covering the Las Vegas Aces.

Your dedicated media relations team,

Caroline & Carly

TABLE OF CONTENTS

1	Schedule/Results, Media Relations Contacts, Quick Hits
2	Welcome!
3	Aces Roster & Pronunciation Guide
4-5	Aces History vs. Opponent
6-13	Season Notes
14	Head Coach Becky Hammon
16-37	Aces Player Bios
38-39	Player-by-Player last five games stat lines
40	Aces Game-by-Game Team Statistics
41	Aces & JOpponent Cumulative Statistics
OBC.....		Media Cheat Sheet Roster

FRANCHISE HISTORY

All-Time Record	472-492 (.490)
Utah Starzz (1997-2002)	87-99 (.444)
San Antonio Stars (2003-2017)	204-306 (.400)
Las Vegas Aces (2018-2024).....	181-87 (.675)
Postseason Appearances	15
All-Time Postseason Record	36-40 (.474)
Utah Starzz (2001-2002)	2-5 (.286)
San Antonio Stars (2007-2012, 2014)	8-18 (.308)
Las Vegas Aces (2019-2024).....	26-19 (.578)
WNBA Finals Appearances	4
WNBA Championships	2 (2022, 2023)
All-Time WNBA Finals Record	6-8 (.429)
San Antonio Stars (2008)	0-3 (.000)
Las Vegas Aces (2020, 2022-2023)	6-5 (.545)
Commissioner's Cup Championships	1 (2022)
Commissioner's Cup Record (2021-2024)	26-9 (.743)

THEME NIGHTS

Opening Night: May 23 vs. Washington
Kids Day: June 15 vs. Phoenix
PRIDE: June 26 vs. Washington
Throwback/Alumni Celebration: July 12 vs. Golden State
Cancer Awareness: August 17 vs. Dallas
Heroes of the House: September 4 vs. Minnesota
Fan Appreciation presented by Ally: September 9 vs. Chicago

GIVEAWAYS

2025 Aces Collectible Pin No. 1 (Kiah Stokes): May 23 vs. Washington
BUCKET\$ Squish: June 15 vs. Phoenix
2025 Aces Collectible Pin No. 2 (A'ja Wilson): June 25 vs. Connecticut
Love flag: June 26 vs. Washington
Aces bucket hat: July 12 vs. Golden State
2025 Aces Collectible Pin No. 3 (Megan Gustafson): July 22 vs. Atlanta
A'ja Wilson Bobblehead: August 19 vs. Atlanta
2025 Aces Collectible Pin No. 4: August 21 vs. Phoenix
Challenge Coin: September 4 vs. Minnesota
2025 Aces Collectible Pin No. 5: September 7 vs. Chicago
TBA: September 9 vs. Chicago

2025 LAS VEGAS ACES • ALPHABETICAL ROSTER

NO	NAME	POS	HGT	WGT	DOB	YEAR	COLLEGE	HOMETOWN
1	Kierstan Bell	F	6-1	176	03/16/2000	4th	Florida Gulf Coast	Alliance, OH
11	Dana Evans	G	5-6	145	08/01/1998	5th	Louisville	Gary, IN
12	Chelsea Gray	G	5-11	170	10/08/1992	11th	Duke	Manteca, CA
17	Megan Gustafson	C	6-4	195	12/13/1996	7th	Iowa	Port Wing, WI
24	Jewell Loyd	G	5-11	175	10/05/1993	11th	Notre Dame	Lincolnwood, IL
13	Aaliyah Nye	G/F	6-0	n/a	08/14/2002	R	Alabama	East Lansing, MI
32	Cheyenne Parker-Tyus	F	6-4	193	08/22/1992	11th	Middle Tennessee	Queens, NY
3	Nalyssa Smith	F	6-4	185	08/08/2000	4th	Baylor	San Antonio, TX
41	Kiah Stokes	C	6-3	191	03/30/1993	10th	Connecticut	Cedar Rapids, IA
22	A'ja Wilson	C	6-4	195	08/08/1996	8th	South Carolina	Hopkins, SC
0	Jackie Young	G	6-0	165	09/16/1997	7th	Notre Dame	Princeton, IN

2025 LAS VEGAS ACES • NUMERICAL ROSTER

NO	NAME	POS	HGT	WGT	DOB	YEAR	COLLEGE	HOMETOWN
0	Jackie Young	G	6-0	165	09/16/1997	7th	Notre Dame	Princeton, IN
1	Kierstan Bell	F	6-1	176	03/16/2000	4th	Florida Gulf Coast	Alliance, OH
3	Nalyssa Smith	F	6-4	185	08/08/2000	4th	Baylor	San Antonio, TX
11	Dana Evans	G	5-6	145	08/01/1998	5th	Louisville	Gary, IN
12	Chelsea Gray	G	5-11	170	10/08/1992	11th	Duke	Manteca, CA
13	Aaliyah Nye	G/F	6-0	n/a	08/14/2002	R	Alabama	East Lansing, MI
17	Megan Gustafson	C	6-4	195	12/13/1996	7th	Iowa	Port Wing, WI
22	A'ja Wilson	C	6-4	195	08/08/1996	8th	South Carolina	Hopkins, SC
24	Jewell Loyd	G	5-11	175	10/05/1993	11th	Notre Dame	Lincolnwood, IL
32	Cheyenne Parker-Tyus	F	6-4	193	08/22/1992	11th	Middle Tennessee	Queens, NY
41	Kiah Stokes	C	6-3	191	03/30/1993	10th	Connecticut	Cedar Rapids, IA

Head Coach: Becky Hammon

Assistant Coach: Charlene Thomas-Swinson

Assistant Coach: Ty Ellis

Assistant Coach: Larry Lewis

Player Development Coach: John Lucas III

Director of Health and Performance: Ciara Burgi

Lead Rehabilitation Specialist: Jerrica Thomas

Lead Performance Coach: Stephanie Sharpe

Lead Athletic Trainer: Bryson Creer

PRO-NUN-C-A-SHUN GUYD

Kierstan Bell

KEER-stin

Megan Gustafson

GUST-uff-sun

Kiah Stokes

KEE-uh

A'ja Wilson

A-zhuh (like the continent, Asia)

Ciara Burgi

c-AIR-uh

BURR-g (like the Sierra mountains)

TALE OF THE TAPE VS SEATTLE (RANKINGS THROUGH GAMES OF 8/8)

SUN	Rank	<	Category	>	Rank	ACES
75.1	13th		POINTS	>	8th	81.6
31.3	13th		REBOUNDS	>	10th	33.6
17.0	13th		ASSISTS	>	12th	17.9
14.6	9th		TURNOVERS	>	5th	13.9
40.2	12th		FIELD GOAL %	>	10th	42.1
30.4	13th		3-POINT %	>	10th	32.7
81.0	4th		FREE THROW %	>	2nd	82.2
45.0	13th		EFFECTIVE FIELD GOAL %	>	8th	48.3
94.4	13th		OFFENSIVE RATING	>	7th	102.4
109.9	13th		DEFENSIVE RATING	>	9th	103.7
-15.5	13th		NET RATING	>	8th	-1.3
-12.3	13th		PLUS MINUS	>	8th	-1.2
46.7	13th		REBOUND %	>	10th	48.2
29.6	8th	<	OFFENSIVE REBOUND %		11th	28.3
66.0	13th		DEFENSIVE REBOUND %	>	11th	68.5
15.6	13th		ASSIST RATIO	>	12th	16.4
18.3	9th		TEAM TURNOVER %	>	6th	17.4
19.1	10th		OPPONENT TURNOVER %	>	6th	17.0
95.4	9th		PACE	>	6th	95.8
10.8	8th		2ND CHANCE PTS	>	3rd	11.6
10.2	8th	<	FAST BREAK POINTS		13th	7.8
30.5	12th		POINTS IN THE PAINT	>	11th	31.9
14.0	1st	<	% POINTS MID-RANGE		6th	9.9
25.5	11th		% POINTS 3-POINTERS	>	6th	30.8
20.0	3rd		% POINTS FREE THROWS	>	2nd	20.2
40.6	10th	<	% POINTS IN THE PAINT		12th	39.1

FRANCHISE MILESTONES

- **Chelsea Gray** (194) needs 5 3-pointers to pass **Jia Perkins** (198) for No. 5 in franchise history.
- **Jackie Young** (944) needs 3 assists to pass **Kelsey Plum** (946) for No. 3 in franchise history.
- **Chelsea Gray** (84) needs 9 blocked shots to pas **Liz Cambage** (92) for 9th in franchise history.



LAS VEGAS ACES GAME NOTES (STATS & RANKINGS THROUGH GAMES OF AUGUST 8)



Regular Season History

Overall 27-33
Home 15-14
Road 12-19
Overtime 0-0

Playoff History

Overall 6-3
Home 4-1
Road 2-2
Series 2-0

Combined

Overall 33-36
Home 19-15
Road 14-21
Overtime 0-0

Streaks (incl playoffs)

Overall W 7
Home W 4
Road W 3

Date	H/A	Opponent	W/L	LV	CT
June 12, 1999		Orlando	W 1	71	65
July 10, 1999	@	Orlando	L 1	56	62
June 13, 2000		Orlando	L 2	80	88
July 23, 2000	@	Orlando	W 1	69	66
June 7, 2001		Orlando	W 2	82	79
July 19, 2002	@	Orlando	L 1	73	84
June 1, 2003		Connecticut	L 2	64	83
July 15, 2004		Connecticut	W 1	78	67
July 24, 2004	@	Connecticut	L 1	55	69
June 4, 2005	@	Connecticut	L 2	69	80
June 11, 2005		Connecticut	L 3	69	78
July 22, 2006		Connecticut	L 4	61	79
July 30, 2006	@	Connecticut	L 5	65	72
May 23, 2007		Connecticut	W 1	74	71
June 23, 2007	@	Connecticut	W 2	71	58
Sept. 7, 2008	@	Connecticut	W 3	85	73
Sept. 11, 2008		Connecticut	W 4	78	74
June 21, 2009	@	Connecticut	L 1	58	71
July 17, 2009		Connecticut	L 2	64	72
June 6, 2010	@	Connecticut	L 3	68	81
July 6, 2010	@	Connecticut	W 1	79	66
Aug. 11, 2011	@	Connecticut	W 2	72	59
Aug. 30, 2011		Connecticut	W 3	78	66
May 25, 2012	@	Connecticut	L 1	79	83
Aug. 30, 2012		Connecticut	L 2	73	84
July 14, 2013	@	Connecticut	L 3	84	86
July 20, 2013		Connecticut	W 1	60	52
July 1, 2014	@	Connecticut	W 2	74	71
Aug. 1, 2014		Connecticut	L 1	79	89
Aug. 4, 2015	@	Connecticut	L 2	51	82
Sept. 4, 2015		Connecticut	L 3	72	73
May 19, 2016		Connecticut	L 4	68	72
June 19, 2016	@	Connecticut	L 5	90	93
Aug. 30, 2016	@	Connecticut	L 6	62	89
June 3, 2017		Connecticut	L 7	77	85
July 5, 2017		Connecticut	L 8	56	89
July 16, 2017	@	Connecticut	L 9	75	89
May 20, 2018	@	Connecticut	L 10	65	101
July 7, 2018		Connecticut	W 1	94	90
Aug. 5, 2018	@	Connecticut	L 1	88	109
June 2, 2019		Connecticut	L 2	74	80
Aug. 11, 2019		Connecticut	W 1	89	81
Aug. 23, 2019	@	Connecticut	L 1	85	89
Aug. 20, 2020		Connecticut	W 1	99	78
Sept. 3, 2020	@	Connecticut	W 2	93	78
Sept. 20, 2020		Connecticut ^	L 1	62	87
Sept. 22, 2020		Connecticut ^	W 1	83	75
Sept. 24, 2020	@	Connecticut ^	L 1	68	77
Sept. 27, 2020	@	Connecticut ^	W 1	84	75
Sept. 29, 2020		Connecticut ^	W 2	66	63

Date	H/A	Opponent	W/L	LV	CT
May 23, 2021		Connecticut	L 1	65	72
June 1, 2021	@	Connecticut	L 2	67	74
Aug. 24, 2021	@	Connecticut	L 3	62	76
May 31, 2022		Connecticut	W 1	89	81
June 2, 2022		Connecticut	L 1	90	97
July 17, 2022	@	Connecticut	W 1	91	83
Sept. 11, 2022		Connecticut \$	W 2	67	64
Sept. 13, 2022		Connecticut \$	W 3	85	71
Sept. 15, 2022	@	Connecticut \$	L 1	76	105
Sept. 18, 2022	@	Connecticut \$	W 1	78	71
June 6, 2023	@	Connecticut	W 2	90	84
June 8, 2023	@	Connecticut	L 1	77	94
July 1, 2023		Connecticut	W 1	102	84
June 21, 2024		Connecticut	W 2	85	74
Sept. 6, 2024	@	Connecticut	W 3	72	67
Sept. 15, 2024		Connecticut	W 4	84	71
May 20, 2025	@	Connecticut	W 5	87	62
June 25, 2025		Connecticut	W 6	85	59
July 6, 2025	@	Connecticut	W 7	86	68
Aug. 10, 2025		Connecticut			

^—WNBA Semifinals

\$—WNBA Finals

ACES 87, SUN 62 (MAY 20)

WOMEN'S NATIONAL BASKETBALL ASSOCIATION

OFFICIAL SCORER'S REPORT

FINAL BOX

Tuesday, May 20, 2025 Mohegan Sun Arena, Uncasville, CT
Officials: #28 Clare Aubry, #6 Charles Watson, #24 Gerda Gatling

Game Duration: 1:57
Attendance: 8179

VISITOR: Las Vegas Aces (1-1)

	POS	MIN	FG	FGA	3P	3PA	FT	FTA	OR	DR	TOT	A	PF	ST	TO	BS	+/-	PTS
0 Jackie Young	F	23:52	5	9	2	2	4	5	0	3	3	2	2	0	3	0	32	16
22 A'ja Wilson	F	29:08	6	16	0	3	10	12	3	7	10	4	1	3	2	25	22	
41 Kiah Stokes	C	22:41	0	2	0	1	0	0	4	3	7	1	3	1	0	28	0	
24 Jewell Loyd	G	20:45	7	14	6	9	0	0	0	5	5	0	0	0	0	29	20	
12 Chelsea Gray	G	21:20	3	7	0	3	6	7	3	3	6	4	2	1	3	0	26	12
8 Crystal Bradford		08:23	1	2	0	1	0	0	1	1	2	0	0	1	0	0	-3	2
11 Dana Evans		22:49	2	7	0	1	1	2	0	0	0	3	4	0	0	0	-2	5
3 Tiffany Mitchell		15:46	0	1	0	0	4	4	1	3	4	1	3	1	2	0	1	4
1 Kierstan Bell		12:36	1	3	1	3	0	0	0	1	1	1	0	1	0	1	-1	3
13 Aaliyah Nye		11:59	1	3	1	3	0	0	0	0	0	0	0	1	0	1	-6	3
33 Elizabeth Kitley		10:41	0	3	0	0	0	0	0	3	3	0	2	1	0	1	-4	0
17 Megan Gustafson																		
DND - Injury/Illness - Lower Left Leg																		
200:00 26 67 10 26 25 30 12 29 41 16 18 9 11 4 25 87																		
38.8% 38.8% 83.3% TM REB: 8 TOT TO: 13 (10 PTS)																		

HOME: CONNECTICUT SUN (0-2)

	POS	MIN	FG	FGA	3P	3PA	FT	FTA	OR	DR	TOT	A	PF	ST	TO	BS	+/-	PTS
3 Marina Mabrey	F	19:58	3	11	1	5	0	0	0	1	1	2	2	0	2	0	-24	7
31 Tina Charles	F	25:35	7	15	0	1	6	7	0	5	5	0	2	0	1	0	-27	20
10 Olivia Nelson-Ododa	C	20:18	3	7	0	1	2	2	2	1	3	2	3	0	2	1	-20	8
4 Jacy Sheldon	G	23:01	0	7	0	2	0	0	0	2	2	1	2	0	4	0	-16	0
15 Lindsay Allen	G	11:05	0	0	0	0	0	0	0	1	1	1	2	0	1	0	-22	0
13 Rayah Marshall		10:25	0	3	0	1	0	0	1	5	6	1	2	0	0	1	-3	0
14 Bria Hartley		19:37	2	8	1	4	2	2	0	2	2	5	2	0	1	0	-6	7
22 Saniya Rivers		25:22	3	7	1	2	4	4	0	4	4	2	0	2	3	1	-6	11
21 Robyn Parks		20:02	1	2	0	1	0	0	1	2	3	0	2	0	0	0	-1	2
7 Haley Peters		11:46	2	3	0	0	0	0	0	3	1	4	1	3	0	0	-4	4
23 Kariata Diaby		12:51	1	1	0	0	1	2	0	3	3	1	1	1	1	0	4	3
24 Aneesh Morrow																		
DND - Injury/Illness - Right Knee																		
200:00 22 64 3 17 15 17 7 27 34 16 21 4 16 3 -25 62																		
34.4% 17.6% 88.2% TM REB: 7 TOT TO: 18 (12 PTS)																		

SCORE BY PERIOD

	1	2	3	4	FINAL
Aces	24	28	26	9	87
SUN	13	16	17	16	62

Inactive: Aces -

Inactive: Sun -

Points in the Paint: Aces 28 (14/31), SUN 34 (17/36) Biggest Lead: Aces 35, SUN 0

2nd Chance Points: Aces 21 (7/10), SUN 6 (2/8)

Fast Break Points: Aces 4 (1/4), SUN 11 (5/13)

Lead Changes: 0

Times Tied: 0



LAS VEGAS ACES GAME NOTES (STATS & RANKINGS THROUGH GAMES OF AUGUST 8)

FEELING RANK (TOP 30-ISH)

	PPG	RPG	APG	SPG	BPG	MPG	FG%	3P%	FT%
Chelsea Gray	---	---	11*	26	20	23	---	31	8
Jewell Loyd	---	---	---	---	---	---	---	18	20
Aaliyah Nye	---	---	---	---	---	---	---	28	
NaLyssa Smith	---	23	---	---	19	--	18	---	---
A'ja Wilson	2	2	26	6	1	20	16	---	22
Jackie Young	12	---	11*	15*	---	25	29	---	4
Aces Team Overall	8	10	12	7*	4		10	10	2
Aces Team Post All-Star	7	5	9	4	3		9	8	9

*tie

POST ALL-STAR BUMP

The Aces, who have hit the century mark in scoring three times this season, twice in the last six games, have seen an improvement in many statistical categories since the All-Star break. Here's a snapshot:

	W-L	PTS	FGM/A	FG%	3PM/A	3P%	REB	AS	TO	ST	BK
Pre	11-11	80.6	27.6/66.3	.416	8.1/25.0	.325	33.2	17.1	14.1	6.8	4.7
Post	6-3	84.1	30.3/70.1	.433	9.0/27.1	.332	34.6	19.9	13.2	8.4	4.7

500 CLUB

A'ja Wilson, who swatted her 500th blocked shot on Aug. 6, is now one of just **10 players in WNBA history with 500 blocked shots**. She is the 5th fastest, getting her 500th in 253 games. Brittney Griner is No. 1 (153 games).

FAN FAVORITES

The Las Vegas Aces are on a WNBA record 40 game sellout streak, and should bump that to 41 on Sunday against Connecticut.

The Aces previously made W ticketing history in March 2024 when they announced 15 sellouts along with the fact that season-ticket memberships were sold out ahead of the season, the earliest any team had ever done so. They made history again when all 2025 season-ticket memberships were sold out by August 2024. (see page 10 for more)

CENTURY WIN

On July 27 against Dallas, Becky Hammon **became the third-fastest and 18th overall W coach to win 100 W games**.

RK	Coach	100 Wins Milestone Game	Overall Record
1.	Michael Cooper	124	230-158 (.593)
2.	Van Chancellor	125	211-111 (.655)
3.	Becky Hammon	142	100-42 (.704)
4.	Cheryl Reeve	143	352-185 (.656)

BLOCK PARTY

A'ja Wilson (2.2 bpg) is leading the league for blocked shots in what could be her fourth consecutive and fifth overall season for the two-time Defensive Player of the Year. She led the league in blocks in each of the past 3 seasons, as well as in 2020, and is the 3rd player in W history to lead the league in blocks in 3 or more seasons.

The only other players in WNBA history to have led the league in blocked shots 3 or more times were Margo Dydek and Brittney Griner, each of whom did so 8 times.

Player	W Blocks Leader	Years
1. Margo Dydek	8	1998-2003, 2006-07
Brittney Griner	8	2013-2019, 2021
3. A'ja Wilson	4	2020, 2022, 2023, 2024
4. Lisa Leslie	2	2004, 2008
Candace Parker	2	2009, 2012
Sylvia Fowles	2	2010, 2011
7. Elena Baranova	1	1997
Maria Stepanova	1	2005
Jonquel Jones	1	2019

Note: Griner and Jones tied in 2019 with 2.00 bpg apiece.

FREE MONEY

Jackie Young is having a career year from the charity stripe. Owning a career 86.2% career free throw percentage, Young is shooting a career-best 91.3% (115-126 FTs) this year at the charity stripe. Young has two extensive streaks of made free throws this year with 39 in a row from June 11-29 and 32 straight from July 8-Aug. 3.

MORE FREE MONEY

A'ja Wilson made all 11 of her attempts from the line on Aug. 6, the 7th time in her career she's been perfect at the line with 10 or more attempts, which **ranks tied for No. 6 with Lauren Jackson and Katie Smith in WNBA history** for 10 or more free throws made with no misses. Jackie Young has three games with 10 or more makes and no misses—two of which were accomplished in 2025—and is tied with 13 others at No. 20. No. 1 is Diana Taurasi with 19 such games.

CHELSEA NO. 5

Chelsea Gray on July 12 against Golden State became the **5th player in WNBA history with at least 4,000 points, 1,000 rebounds, 1,500 assists, 400 steals and 100 blocked shots**.

Gray hit the mark in 346 games, the youngest (32 years, 377 days) and second-fastest to the mark (Alyssa Thomas, 327 games on June 18, 2025).

RK	Player	Milestone Game	Age at Milestone (age rank)
1.	Alyssa Thomas	327	33 years, 67 days (2)
2.	Chelsea Gray	346	32 years, 277 days (1)
3.	Candace Parker	377	36 years, 71 days (5)
3.	Diana Taurasi	381	35 years, 26 days (4)
4.	Courtney Vandersloot	391	34 years, 199 days (3)

LUCKY NO. 8

On June 7 Chelsea Gray became the **8th player in WNBA history** to tally at least 4,000 points, 1,000 rebounds and 1,500 assists. At the time, she was the second-fastest (332 games) and second-youngest (32 years, 242 days) to ever reach the milestone. Lindsay Whalen held both No. 1 slots after achieving the mark in her 328th game at 31 years and 121 days before Alyssa Thomas became the fastest to the mark in 327 games on June 18.

RK	Player	Milestone Game	Age at Milestone (age rank)
1.	Alyssa Thomas	327	33 years, 67 days (No. 3)
2.	Lindsay Whalen	328	32 years, 121 days (No. 1)
3.	Chelsea Gray	332	32 years, 242 days (No. 2)
4.	Diana Taurasi	347	34 years, 10 days (No. 5)
5.	Sue Bird	371	33 years, 256 days (No. 4)

MAGIC NO. 3

A'ja Wilson is currently **ranked No. 3 among all-time league leaders for 20-point games**, and No. 2 among active leaders. Looking at the top 5 in the category, she has produced 20-point games at a faster clip than any of them.

Player	20-PT Games	W Games	% of Games w 20+
1. Diana Taurasi	259	565	45.8%
2. Tina Charles	185	459	40.3%
3. A'ja Wilson	153	254	60.2%
4. Cappie Pondexter	152	416	36.5%
Breanna Stewart	152	285	53.3%



QUARTER CENTURY

A'ja Wilson, who has tallied 25 or more points in 9 games this season, has a total of 72 in her career, which **ranked No. 4 among all-time WNBA leaders**.

RK	Player	25-Point Games
1.	Diana Taurasi	140
2.	Tina Charles	82
3.	Breanna Stewart	77
4.	A'ja Wilson	72
5.	Lauren Jackson	70

I'LL TAKE ANOTHER DOUBLE-DOUBLE FOR 30, ALEX

A total of 16 double-doubles with 30+ points were recorded in the 2024 season. **Half of them were by A'ja Wilson**. She is one of **only four players who have done so** in a regulation game in 2025, and one of five overall.

Player	Team	2024 30+ Point Dub-Dubs
1. A'ja Wilson	Las Vegas	8
2. Breanna Stewart	New York	3
3. 5 different players		1

Player	Team	2025 30+ Point Dub-Dubs
1. A'ja Wilson	Las Vegas	5
2. Napheesa Collier	Minnesota	1
Alyssa Thomas	Phoenix	1
Nneka Ogumike	Seattle	1 (2OT)
Sabrina Ionescu	New York	1

With 21 (and counting) Wilson also has recorded the **most double-doubles with 30+ points in league history**.

Player	All-Time 30+ Point Dub-Dubs
1. A'ja Wilson	21
2. Tina Charles	15
Breanna Stewart	15
4. Lauren Jackson	13
5. Candace Parker	11

30-POINT PRODUCTION COMPANY

Among **all-time league leaders for 30-point games produced** are a pair of Aces—A'ja Wilson lists at No. 4 with 29 and Jewell Loyd is No. 6 with 25.

Player	30-PT Games	W Games
1. Diana Taurasi	54	565
2. Angel McCoughtry	32	311
3. Breanna Stewart	30	285
4. A'ja Wilson	29	254
5. Lauren Jackson	27	317
6. Jewell Loyd	25	358

CAN'T STOP, WON'T STOP...

On Aug. 8, A'ja Wilson became the **4th player in WNBA history** with at least 5,000 points, 2,000 rebounds, 500 assists, 500 blocks and 300 steals. She was the fastest and youngest to those benchmarks.

Player	Milestone Game	Milestone Age (age rank)
1. A'ja Wilson	253	28 years, 363 days (No. 1)
2. Lisa Leslie	287	33 years, 353 days (No. 3)
3. Candace Parker	292	32 years, 120 days (No. 2)
4. Tangela Smith	448	34 years, 163 days (No. 4)

GONE STREAKING ...

Kierstan Bell—Was sidelined most of 2024 ... has seen action in 24 games this year and is averaging a career-high 4.0 ppg ... Got the second starting nod of her career on July 27 and responded with a career-high 19 points...Averaging 5.2 ppg in her 5 starts compared to 3.7 ppg in her first 18 off the bench.

Dana Evans—After averaging 12.2 ppg on 55.1% shooting from the field over a 6-game span, averaged just 5.0 ppg on 26.5% (13-49 FGs) shooting in the last 7 ... Averaged 2.5 apg over her last 17 games after dishing out just 0.8 apg over her previous 8... Has made 3 of 22 (.143) from distance over her past 12 games after making 6 of 16 (.375) over her previous 5...

Chelsea Gray—Averaged 3.8 FTA/game over her first 12 contests, but dropped to 1.8 attempts in her last 19... Did not register a single assist on July 25, the first time since Sept. 8, 2016, and has averaged 5.7 apg in the 6 games since... After scoring in double figures 12 of her first 15 games (14.2 ppg), has hit the mark just 5 times over the past 16 (8.1 ppg) and has not reached double digits in 8 of her last 11 (8.1 ppg)...Dished out 5 or more assists (5.1 apg) in 13 of the last 21 games after doing so just twice in her first 10 (3.4 apg)...

Megan Gustafson—Missed the first 20 games due to a lower right leg injury sustained in training camp ... Averaging 3.5 ppg and 2.3 rpg in her 12 games back ...

Jewell Loyd—Despite not scoring against Minnesota on July 25, averaged 12.7 ppg over the last 13 games after averaging 2.5 ppg (1-12 FGs) in the previous 2...Came off the bench (her choice) on July 27 for the first time since August 16, 2019, and has remained a top reserve since then ... Attempted 7.5 free throw attempts per game in 2023 and 6.8 in 2024 and has a 4.2 FTA career average, but is seeing her fewest (1.8 FTA/game) trips in her career in 2025...Since making 3 of 15 (.200) from 3-point over a 4-game span, has made 20 of 46 (.435) over the past 6 games...

Aaliyah Nye—Made at least 1 3-pointer over a 5-game span, going 7 of 20 (.350) before missing all 4 attempts from distance on Aug. 6...Has attempted just 2 free throws over the past 14 games...did not attempt a single shot on Aug. 8

Nalyssa Smith—Shot 58.8% from the field in her last 14 games, after making just 34.4% over her previous 5...Averaged 2.3 fouls per game in her 18 games with Dallas, jumped to 4.0 per game in her first 8 games with the Aces and dropped to 3.1 per game over the last 6... Averaged 8.6 ppg and 6.6 rpg over the last 9 games and 5.0 ppg and 4.0 rpg the previous 3...All three of her double-doubles in 2025 came with the Aces

Kiah Stokes—After shooting 46.4% (13-28 FGs) over an 8-game span, has made just 30.8% (4-13 FGs) over the last 17 games...Has not attempted a shot -- from the line or field -- in 8 of the last 11 games ... Was scoreless in her first 4 games, averaged 3.6 over her next 14 and has gone scoreless in 9 of her last 11 (0.3 ppg). Did not play on Aug. 8 (coach's decision)

A'ja Wilson—Is shooting a career third-best 83.5% from the line... Scored in double figures in 66 straight regular season games from Aug. 8, 2023-July 6, 2025, which **ranked 6th for longest double-digit scoring streaks in WNBA history**, a streak broken after leaving the July 8 game due to injury...Has scored in double figures in all 11 games since returning from injury (23.5 ppg) ... Shot 17 of 19 from the line the past 2 games after only been awarded 8 FT attempts over the previous 4 games... Averaged 9.9 rpg over the last 11 games after grabbing just 3.3 rpg in the 3 previous games

Jackie Young—Shooting a career-high 91.3% (115-126 FTs) from the line and strung together 39 (June 11-29) and 32 (July 8-Aug. 3) consecutive made free throws this year ... Averaging 6.0 apg since the All-Star break versus 4.0 apg pre-All-Star...Shot 4 of 6 (.667) from 3-point on Aug. 8 after making 6 of 22 (.273) over the previous 4 games.



LAS VEGAS ACES GAME NOTES (STATS & RANKINGS THROUGH GAMES OF AUGUST 8)

2 CUBED x 5 TO THE 4TH

On June 25, A'ja Wilson became the **28th player in WNBA history to score 5,000 points**. Playing in her 238th game at 28 years and 321 days, Wilson became the fastest and second-youngest in WNBA history to do so. Wilson surpassed Breanna Stewart, who scored her 5,000th career point in 242 games and lists second to Lauren Jackson (28 years, 96 days) for youngest.

The trio of Stewart, Diana Taurasi and Wilson are the only three players in W history to score 5,000 points in fewer than 250 games.

Rk	Player	Milestone Game	Age at 5K Points (rank)
1.	A'ja Wilson	238	28 years, 321 days (2)
2.	Breanna Stewart	242	29 years, 308 days (5)
3.	Diana Taurasi	243	29 years, 34 days (3)
4.	Angel McCoughtry	257	31 years, 252 days (8)
5.	Lauren Jackson	259	28 years, 96 days (1)

ALL SHE DOES IS WIN

Having won the second-most games in league history before turning 25 and shattering the record for most wins before turning 26, Jackie Young last season **set a new standard for W victories before 27 with 145**.

Looking towards the next milestone, **Maya Moore holds the record for wins (164) before turning 28**, and Young needs just 1 more win to tie the record, 2 to own it outright.

Player	Wins Before 28th Birthday
1. Maya Moore	164
2. Jackie Young	163
3. Mwadi Mabika	158

DOUBLE THE FUN

A'ja Wilson has tallied 111 double-doubles in her 7+ years in the league, which is **6th-most in WNBA history** and third among current players.

Player	Dub-Dubs	W Games
1. Tina Charles	199	459
2. Sylvia Fowles	193	408
3. Lisa Leslie	157	363
4. Candace Parker	154	410
5. Nneka Ogumike	114	423
6. A'ja Wilson	112	254

C'HECKING O'FF M'ILE M'ARKERS

On July 22 against Atlanta, A'ja Wilson became the **7th player in league history to record 5,000 points, 2,000 rebounds, 500 assists, 400 blocked shots and 300 steals** and was the youngest and fastest to the mark.

Player	Milestone Game	Milestone Age (age rank)
1. A'ja Wilson	246	28 years, 348 days (No. 1)
2. Breanna Stewart	275	30 years, 302 days (No. 2)
3. Candace Parker	287	32 years, 108 days (No. 3)
Lisa Leslie	287	33 years, 252 days (No. 4)
5. Tina Charles	414	35 years, 222 days (No. 6)
6. Taj McWilliams-Franklin	439	41 years, 336 days (No. 7)
7. Tangela Smith	448	34 years, 163 days (No. 5)

SILENT BUT DEADLY

Since the start of the 2022 season, Jackie Young ranks 3rd in 3-point field goal percentage among players **with a minimum of 200 made 3-pointers**.

Player	3P%	3PM	3PA
1. Kelsey Mitchell	39.732	356	896
2. Kelsey Plum	38.716	386	997
3. Jackie Young	38.152	256	671

RAREFIED AIR

Wilson has recorded **84 games with 20+ points and 10+ rebounds, which ranks 2nd in WNBA history**.

Player	20P/10R Dub-Dubs	W Seasons
1. Tina Charles	107	14th
2. A'ja Wilson	84	8th
3. Sylvia Fowles	77	15

Among her 20/10 games are 45 with at least 25 points and 10 rebounds, which is the **most in WNBA history**.

Player	25Pt/10Reb Dub-Dubs	W Seasons
1. A'ja Wilson	45	8th
2. Tina Charles	42	14th
3. Sylvia Fowles	29	15
Breanna Stewart	29	9th

And 10 of those 25/10 double-double games came **without a single turnover, tops in WNBA history** (5 of which were produced in 2024).

Player	25P/10R/Zero TOs Dub-Dubs
1. A'ja Wilson	10
2. Lauren Jackson	6
Breanna Stewart	6

ONE GOOD TURNOVER DESERVES ANOTHER

The Aces took care of the basketball better than anybody in the WNBA in each of the past 4 seasons, **which rank as the top four lowest TO seasons in league history**. The Aces are among the top half of teams in the category this year.

Aces Turnovers Per Game

	2020	2021	2022	2023	2024	2025
Las Vegas	12.5	11.8	11.7	11.8	11.7	13.9
Rank	2nd	1st	1st	1st	1st	5th

The Aces also ranked first in four of the past five seasons for fewest points allowed off their own miscues, but dropped in the standings in 2025.

Opponents Points Off Turnovers

	2020	2021	2022	2023	2024	2025
Las Vegas	11.8	13.3	13.0	12.8	12.4	15.2
Rank	1st	2nd	1st	1st	1st	7th

SCORING DIP

The Aces topped the league's scoring charts every year from 2020-2024, including averaging 92.8 points in 2023, the second-highest scoring output in league history. In fact, the previous five seasons are the top five scoring years in franchise history.

However, the Aces scoring this year has dipped to the lowest since arriving in Las Vegas.

	2019	2020	2021	2022	2023	2024	2025
PPG	82.2	88.7	89.3	90.4	92.8	86.4	81.6
W Rank	3rd	1st	1st	1st	1st	1st	8th

The Aces are also in a shooting slump, connecting on just 42.1% of their shots from the field, their **9th-lowest shooting percentage in franchise history**.

	2019	2020	2021	2022	2023	2024	2025
FG%	.427	.477	.472	.460	.486	.454	.421
W Rank	5th	3rd	1st	3rd	1st	2nd	10th

On the flip side, the team is making a **franchise fifth-best** 82.2% of their shots from the line.

	2019	2020	2021	2022	2023	2024	2025
FT%	.777	.815	.819	.823	.840	.828	.822
W Rank	10th	8th	5th	2nd	1st	2nd	2nd

CAROM CHALLENGE

A’ja Wilson set a new single-season standard for the league’s **defensive rebounds per game record in 2024**, becoming the first player in league history to average more than 9 in the process.

Player	Year	Team	DRPG	DRebs	Gms
1. A’ja Wilson	2024	Las Vegas	9.79	372	38
2. C. Holdsclaw	2002	Washington	8.90	178	20
3. Jonquel Jones	2021	Connecticut	8.74	236	27

She’s **currently No. 3 this season** in defensive boards per game, and nobody is threatening Wilson’s 2024 record.

Player	DRPG
1. Angel Reese	8.7
2. Jonquel Jones	7.3
3. A’ja Wilson	7.3

NEVER GONNA GIVE YOU UP

Through the 2024 season, only 5 players in WNBA history **averaged more than 20 points and fewer than 2.0 turnovers over the course of a season**. A’ja Wilson has now accomplished the feat 4 times (2018, 2020, 2023 and 2024), which ranks 2nd behind Breanna Stewart (5).

Elena Delle Donne and Lauren Jackson are 3rd with 3 such seasons apiece and Tina Charles joined the list in 2016. Wilson’s 26.9 points a game in 2024 tops the chart and her **1.26 turnovers per game ranks No. 4**.

That list bumps to **15 players when upping the turnover average to 2.5 per game**, which is being done by just two players in 2025 -- Napheesa Collier (23.5 ppg, 2.3 TOs) and Wilson (21.3 ppg, 2.3 TOs).

Further, there are **18 players in the history of the WNBA** who have amassed at least 5,000 points and 2,000 rebounds. Of those 18, **only 7 have turned it over fewer than 2.0 times per game**. Wilson ranks No. 3.

Player	Points	Rebounds	TOs/Game
1. DeWanna Bonner	7673	3153	1.5594
2. Tangela Smith	5046	2335	1.6263
3. A’ja Wilson	5371	2335	1.6417
4. Lauren Jackson	6007	2447	1.7319
5. Candice Dupree	6895	3146	1.7632
6. Nneka Ogumike	7060	3180	1.7943
7. Breanna Stewart	5859	2428	1.8807

LOCK, STOCKS & TWO SMOKING BARRELS

Last year, A’ja Wilson became the league’s all-time **single-season ‘stocks’ leader**, which combines steals and blocks.

Player	Year	Steals	Blocks	Stocks
1. A’ja Wilson	2024	68	98	166
2. Brittney Griner	2014	22	129	151
3. Lisa Leslie	2004	50	98	148

Additionally, Wilson has racked up **over 100 stocks more than anyone else since entering the league in 2018**.

Stocks Since 2018			
Player	Steals	Blocks	Stocks
1. A’ja Wilson	315	500	815
2. Breanna Stewart	322	299	621
3. Natasha Howard	339	266	605

Wilson continues to **lead the league in stocks averaged in 2025**.

Stocks Averaged in 2025			
Player	Steals	Blocks	Stocks
1. A’ja Wilson	1.63	2.19	3.81
2. Napheesa Collier	1.77	1.62	3.38
3. Allana Smith	1.27	2.00	3.27

QUINTUPLE A

A’ja Wilson established the franchise record for scoring average in a season as a rookie, reset the record in 2023 and did so again in 2024. She is the only player in franchise history to average 20+ points in a season on more than one occasion and is on the verge of her 5th such season.

Player	Year	PPG
1. A’ja Wilson	2024	26.9
2. A’ja Wilson	2023	22.0
3. A’ja Wilson	2025	21.8
4. A’ja Wilson	2018	20.7
5. A’ja Wilson	2020	20.5
6. Kelsey Plum	2022	20.2
7. A’ja Wilson	2022	19.5

SCORING MACHINES

Since entering the W in 2015, Jewell Loyd has **scored the most points** and produced **the second-most double-digit scoring games** than any other player in the league. A’ja Wilson lists among the top 10 in both categories, despite having played fewer seasons, and Chelsea Gray is in the top 10 for double-digit scoring games.

Points Scored Since 2015		
Player	Points	W Seasons Played Since 2015
1. Jewell Loyd	5,888	10+
2. Breanna Stewart	5,859	8+
3. Nneka Ogumike	5,582	10+
4. A’ja Wilson	5,371	7+
5. Tina Charles	5,333	8+

10+ Point Games Since 2015	
1. Nneka Ogumike	294
2. Jewell Loyd	289
~~~	
6. DeWanna Bonner	254
7. A’ja Wilson	244
8. Brittney Griner	241
9. Chelsea Gray	226

Wilson owns the No. 1 spot for **20-point games since 2015** (and also is **No. 1 since entering the league** in 2018), while Loyd is No. 5.

20+ Point Games Since 2015	
1. A’ja Wilson	153
2. Breanna Stewart	152
3. Tina Charles	127
4. Arike Ogunbowale	125
5. Jewell Loyd	120

PICK UP THE PACE

The Aces played at one of the fastest paces in the league since moving to Las Vegas as measured by possessions per 40 minutes. However, the Aces in 2025 are playing at their slowest pace since arriving in the Entertainment and Sports Capital of the World.

	2018	2019	2020	2021	2022	2023	2024	2025
Pos/40	82.4	82.3	82.6	82.5	82.2	82.2	81.1	79.8
Rank	1st	2nd	1st	1st	1st	2nd	4th	6th



# LAS VEGAS ACES GAME NOTES (STATS & RANKINGS THROUGH GAMES OF AUGUST 8)

## CAN'T TOUCH THIS

Entering the 2025 season, there had been 104 different occasions where a player averaged **15 or more shots per game** while playing in at least 20 games—the very definition of a team's go-to offensive player.

Of those 104 instances, **65 shot 45% or worse from the field**. Only 7 times had a player **shot better than 50% from the field**. Wilson became the first player to do it twice in her career after first doing so in 2023.

Of those who have previously accomplished this feat, most took fewer than 16 shots. Wilson in 2024 took 19.6 shots per game—more than 2 shots more per game than the next person on the list, Seimone Augustus.

Player	Year	FGA/G	FG%	TO/G
A'ja Wilson	2024	19.55	.518	1.2632
Seimone Augustus	2007	17.15	.508	2.4412
Lauren Jackson	2007	16.03	.519	1.8065
Sheryl Swoopes	2000	15.61	.506	2.6452
Brittney Griner	2019	15.45	.537	2.4516
A'ja Wilson	2023	15.03	.557	1.5500
Breanna Stewart	2018	15.00	.529	1.7941

So far in 2025, **7 players have averaged more than 15 field goal attempts a game**, and 4 are shooting 45% or better from the field. Wilson is No. 3 for attempts per game and No. 2 for field goal percentage.

Player	FGA/G	FG%	TO/G
Napheesa Collier	16.04	53.72	2.27
Sabrina Ionescu	16.03	40.86	2.72
A'ja Wilson	15.78	48.83	2.33
Kelsey Mitchell	15.77	30.57	1.52
Caitlin Clark	15.08	36.73	5.08
Paige Bueckers	15.04	45.71	2.08
Rhyne Howard	15.00	34.74	1.95

## BLOCK PARTY

Wilson, who ranks **10th on the league's all-time career** blocked shots list and **2nd among active players**, has blocked more shots than anyone else **since entering the league in 2018**.

### All-time WNBA Career Blocked Shots Leaders

Player	Blocks
1. Margo Dydek	877
2. Brittney Griner	840
3. Lisa Leslie	822
...	
9. Ruth Riley	505
10. A'ja Wilson	500

Player	Blocks Since 2018
1. A'ja Wilson	500
2. Brittney Griner	353
3. Ezi Magbegor	323

Not surprisingly, Wilson also has the **most stocks since 2018**.

Player	Stocks Since 2018
1. A'ja Wilson	815
2. Breanna Stewart	621
3. Natasha Howard	605

## HOLD ON TIGHTLY

Wilson **led the league in 2024 in turnover percentage**, producing **one of the best turnover percentage rates in WNBA single season history** (minimum of 500 minutes played), while playing 374 more minutes than TO% leader Elena Delle Donne played in 2018. Further, Wilson **ranked second on the all-time league turnover percentage chart**.

### 2024 Turnover Percentage Leaders (minimum 500 minutes)

Player	Team	TO%	TOs	Minutes
1. A'ja Wilson	Las Vegas	5.263	48	1307:37
2. Maddy Siegrist	Dallas	6.150	15	643:45
3. Nneka Ogumike	Seattle	8.381	49	1177:05

(continued next page)

## LOOK AT ALL THE PEOPLE HERE TONIGHT

Over the past two seasons, the Aces have been rewriting their home attendance record books, and in 2024 made WNBA history by becoming the first team in the league to sell out 100% of their home games in a season.

**The Aces sold out their entire season ticket membership inventory for the 2025 season last August—the earliest any team had ever done so.**

- **The Aces have sold out 40 straight home games**, dating to Game 2 of the 2023 WNBA Semifinals (Sept. 26, 2023)
- On July 2, 2024, there were **20,366 in attendance at T-Mobile Arena**, which was the fifth-most attended game in WNBA regular season history and the most since 1999.
- The franchise-high 20,366 fans at T-Mobile Arena against Indiana on July 2, 2024, eclipsed the previous regular season record of 17,406, set on Sept. 10, 2023, when the Aces played host to the Mercury.
- Prior to this season, the top 10 attendance marks for Las Vegas Aces games played at Michelob ULTRA Arena came in 2024. However, eight of the games at MUA in 2025 jumped into the MUA top 10 list and the top 6 attended games at MUA came this year.
- After seeing attendance averages hit no higher than 5,606 over their first four seasons in Las Vegas, the Aces upped their average to 9,551 fans per game in 2023, and surpassed that number in 2024 with an average of 11,283 over their 20 regular season home games. The Aces are averaging 11,043 in 2025.
- **The Aces sold out of their 2024 season-ticket memberships in early March** and had 7 full sellouts by the third week in April, breaking the Las Vegas record of 6 regular season sellouts set in 2023.
- The Aces upped that mark and **sold out of their 2025 season-ticket memberships in August 2024**, the earliest for any W team ever.
- The attendance mark of **10,509** against Washington on May 23, 2025, is the largest crowd ever for an Aces game at Michelob ULTRA Arena.
- The Las Vegas Aces have welcomed **10,000 or more fans at 49** home games since arriving in the Valley in 2018—3 of which came in 2022, 9 were in 2023, 23 in 2024 and 14 (and counting) in 2025.
- On Sept. 13, 2023, **the Aces rewrote their playoff attendance record** since arriving in Las Vegas with 12,927 fans at T-Mobile Arena for their first game of the First Round against the Sky. The franchise high for a playoff game is 16,012, set Oct. 3, 2008, when the San Antonio Stars hosted the Detroit Shock in the Finals.
- On Oct 8, 2023, against New York, the Aces welcomed the **most fans ever to attend a playoff game in Michelob ULTRA Arena (10,300)**. That mark has since been eclipsed.
- The Aces ranked **1st in the W in attendance in 2023** with the help of 6 sold out games and **3rd in 2024** after 20 sellouts. The Aces also sold out 2 playoff games in 2024.

### Top 10 Attended Games Since Moving to Las Vegas

Date	Opponent	Attendance
1. July 2, 2024	Indiana#	20,366
2. June 22, 2025	Indiana#	18,547
3. Sept. 3, 2024	Chicago#	18,394
4. Sept. 10, 2023	Phoenix#	17,406
5. Sept. 13, 2023	Chicago#*	12,927
6. May 23, 2025	Washington	10,509
7. May 30, 2025	Los Angeles	10,504
8. June 15, 2025	Phoenix	10,497
9. July 12, 2025	Golden State	10,488
Aug. 2, 2025	Minnesota	10,488

* Playoff Game

# Played in T-Mobile Arena

**WNBA Single-Season Turnover Percentage Leaders (min. 500 minutes)**

Player	Team	Year	TO%	TOs	Minutes
1. E. Delle Donne	Washington	2018	4.891	26	933:31
2. A'ja Wilson	Las Vegas	2024	5.263	48	1307:37
3. E. Delle Donne	Chicago	2015	5.548	36	1031:35

**WNBA Career Turnover Percentage Leaders (minimum 3,000 minutes)**

Player	Team	TO%	Mins	TOs
1. E. Delle Donne	Chicago/DC	6.523	7279:21	275
2. A'ja Wilson	Las Vegas	8.15	7898:09	417
3. Shekinna Stricklen	Atlanta/CT/Seattle	9.423	6146:12	219

**AND THE AWARD GOES TO ...****All-Stars**

A'ja Wilson 6th overall, 5th as a starter

Jackie Young 4th overall, 2nd as a starter

**WNBA Player of the Week**

July 1 A'ja Wilson (24) 23.3 ppg, 10.3 rpg, 4.3 apg, 2.7 bpg

June 3 A'ja Wilson (23) 27.0 ppg, 10.0 rpg, 4.5 apg, 3.5 bpg

**Associated Press Player of the Week**

July 22 A'ja Wilson 30.5 ppg, 11.0 rpg, 3.5 apg, 2.0 bpg

**HAVE A LITTLE CHARITY**

Since the start of the 2018 season, **A'ja Wilson has attempted more than 300 more free throws than her nearest competitor**, and is trailed in the No. 3 spot by teammate Jewell Loyd.

**Player FTAs Since 2018**

1. A'ja Wilson	1,679
2. Breanna Stewart	1,253
3. Jewell Loyd	1,095

Wilson is ranks 14th in league history for **career free throws attempted** and Loyd ranks No. 23 on the all-time list.

**Player Career FTAs**

1. Diana Taurasi	2,893
13. Candace Parker	1,682
14. A'ja Wilson	1,679
22. Brittney Griner	1,513
23. Jewell Loyd	1,510

Among all players in league history, Wilson **ranks 2nd for trips to the line per game** and Loyd is No. 25.

**Player Career FTA/G FTA Games**

1. Cynthia Cooper-Dyke	7.016	870	124
2. A'ja Wilson	6.610	1679	254
24. DeWanna Bonner	4.270	2229	522
25. Jewell Loyd	4.218	1510	358

**PAY TO PLAY**

**Over her WNBA career, A'ja Wilson has missed out on a trip to the free throw line just 5 times.** The first came in her 145th game on Aug. 4, 2022; in 2023 she experienced a void in free throw attempts on June 18 and Aug. 24; in 2024 her lone non-free throw attempted game was on July 4 and her 5th career game not stepping to the line was on June 1, 2025, when she injured her wrist.

**LOW ON RESERVES?**

In the first four years in Las Vegas, in the Bill Laimbeer era, the Aces turned to their bench for points production more than most other teams in the league. And in fact, in 2020 the Aces bench averaged a league-record 35.0 points per game. Only 7 other teams in WNBA history averaged more than 30 points per game from their reserves.

Two years later, in the Aces first championship season, the bench averaged a league-low 12.9 points. En route to their second championship the 2024 reserves averaged 13.5 points a game, again the fewest in the league. The Aces bench in 2024 scored 15.0 points a game, which was the 4th-fewest in the league and this year's reserves are contributing a league **6th-fewest 19.9 points.**

Year	2018	2019	2020	2021	2022	2023	2024	2025
Bench Points	23.1	24.2	35.0	25.7	12.9	13.5	15.0	19.9
W Rank	6th	3rd	1st	2nd	12th	12th	9th	8th

**MOVIN' ON UP**

Chelsea Gray, Jewell Loyd and A'ja Wilson are moving up the league's all-time career lists in some key categories, with Wilson having broken into the top 25 all-time scorers and Gray having bypassed Aces head coach Becky Hammon on the all-time assists list.

Rk	Player	Points
1.	Diana Taurasi	10,646

15.	Seimone Augustus	6,005
16.	Jewell Loyd	5,888

23.	Lindsay Whalen	5,523
24.	A'ja Wilson	5,371

Rk	Player	Scoring Average
1.	A'ja Wilson	21.146

19.	Skylar Diggins	16.472
20.	Jewell Loyd	16.447

Rk	Player	Assists
1.	Sue Bird	3,234

5.	Lindsay Whalen	2,348
6.	Chelsea Gray	1,772
7.	Becky Hammon	1,708

Rk	Player	Rebounds
1.	Tina Charles	4,184

22.	Breanna Stewart	2,428
23.	Tangela Smith	2,335
	A'ja Wilson	2,335

**ALL SHE DOES IS WIN (MORE)**

Despite the slow start to the 2025 season, Becky Hammon boasts the highest winning percentage of any coach in WNBA history for those who have **coached at least 75 games.**

**Highest Winning %, minimum 75 games coached**

Coach	W	L	PCT
Becky Hammon	104	43	.708
Cheryl Reeve	356	185	.658
Van Chancellor	211	111	.655
Carol Ross	58	32	.644
Stephanie White	109	70	.609





## HEAD COACH BECKY HAMMON



Las Vegas Aces President Nikki Fargas announced on December 31, 2021, that the team hired San Antonio Spurs assistant and 6-time WNBA All-Star Becky Hammon as the team's head coach.

Hammon rewarded the Aces less than nine months later with the franchise's first WNBA Championship.

She repeated that feat in her second season, helping the Aces become the first team to claim back-to-back WNBA titles in more than 20 years.

While the Aces 3-peat bid fell short in Hammon's third season, the injury-hampered team still advanced to the

WNBA Semifinals and finished fourth in league play.

In her first three years with the Aces, Las Vegas tallied a 77-29 (.726) mark in the regular season, 19-6 (.760) in playoff games and also captured the 2022 Commissioner's Cup crown.

The seeds for Hammon's hiring were originally sewn when the Aces retired her jersey on September 13, 2021. That ceremony served as the culmination of the franchise's 25th anniversary alumni initiative, which saw the Aces embrace their Utah and San Antonio roots, and celebrate the players who helped build the franchise and the league from the ground up. Las Vegas owner Mark Davis spent time with Hammon and her family that week, and walked away understandably impressed.

Hammon played 16 seasons in the WNBA, including her final eight in San Antonio, where she led the franchise to its first finals appearance in 2008.

On August 5, 2014, Spurs head coach Gregg Popovich hired Hammon as a full-time assistant making her the first woman in NBA history to hold that position.

Since that time, Hammon continued to accumulate coaching 'firsts' in the NBA. On July 3, 2015, she became the first woman to serve as head coach in the NBA's Summer League where she led the Spurs to the league title.

Less than a year later, Hammon became the first woman to be part of an All-Star coaching staff, and on December 30, 2020, following Popovich's ejection in San Antonio's game against Los Angeles, Hammon took over on the bench, becoming the first woman acting head coach in the history of the NBA.

A member of the league's 15th, 20th and 25th anniversary teams, Hammon went undrafted in 1999 following her All-American career at Colorado State. She signed with New York as a free agent that same year, helping the team to WNBA Finals appearances in three of her first four years in the Big Apple.

The Rapid City, South Dakota native earned her first All-Star nod in 2003, and represented New York on the Eastern Conference squad in 2005 and 2006 as well.

Following the 2006 season, New York traded Hammon to San Antonio. In her first year in silver and black, she posted what were then career highs in scoring (18.8 ppg), and assists (5.0) while earning another trip to the WNBA All-Star Game. As a team, the Silver Stars made their first appearance in the postseason since 2002, falling to Phoenix in the Western Conference Finals.

In 2008, Hammon led San Antonio to its first trip to the WNBA Finals where they fell to Detroit. The Silver Stars made the playoffs in each of her seven full seasons with the team, and Hammon once again was named to the All-Star team in 2009 and 2011.

She retired as the franchise leader in assists per game (5.1) and scoring average (15.6), and the WNBA leader in career free throw percentage (89.7).

Hammon, who was inducted into the Naismith Memorial Hall of Fame on Aug. 12, 2023, was inducted into the Women's Basketball Hall of Fame in 2022, the Colorado Sports Hall of Fame in 2015 and the San Antonio Sports Hall of Fame in 2018.





# HEAD COACH BECKY HAMMON



Colorado State (1995-99)			WNBA (1999-2014)		
All-American	1997, 1998, 1999		New York Liberty	1999-2006	
NCAA Sweet Sixteen	1999		San Antonio Stars	2007-14	
NCAA Second Round	1996, 1998				
WAC Mountain Division Player of the Year	1997-98, 1998-99		All-Star	2003, 2005-07, 2009, 2011	
WAC Pacific Division Player of the Year	1996-97		All-WNBA First Team	2007, 2009	
WAC Tournament MVP	1996		All-WNBA Second Team	2005, 2008	
WAC Freshman of the Year	1995-96		WNBA Assists Leader	2007	
WAC All-Time Leading Scorer	2,740 points, 1995-99		WNBA 15th Anniversary Team	2011	
WAC Single-Season Scoring Leader	824 points, 1998-99		WNBA 20th Anniversary Team	2016	
WAC Single-Season Made 3-Pointers Leader	114, 1998-99		WNBA 25th Anniversary Team	2021	
No. 25 Retired by Colorado State	January 22, 2005		WNBA Finals	1999, 2000, 2002, 2008	
Coaching Career (2014-present)			No. 25 Retired by San Antonio	June 25, 2016	
San Antonio Spurs Assistant (NBA)	2014-22		No. 25 Retired by Las Vegas	September 13, 2021	
Las Vegas Aces (WNBA)	2022-present				
			Halls of Fame		
WNBA Champion	2022, 2023		Naismith Memorial Basketball Hall of Fame	2023	
Coach of the Year	2022		San Antonio Sports Hall of Fame	2018	
Coach of the Month	Sept. 2024, June 2023, May 2022		Colorado Sports Hall of Fame	2015	
Commissioner's Cup Champion	2022				

## WNBA HEAD COACH RECORD

TEAM	YEAR	REG SEASON		WNBA FINISH	PLAYOFFS		NOTES
		W-L	PCT		W-L	PCT	
Las Vegas Aces	2022	26-10	.722	1st	8-2	.800	WNBA Champion, Commissioner's Cup Champion, regular season No. 1
Las Vegas Aces	2023	34- 6	.850	1st	8-1	.875	WNBA Champion, regular season No. 1
Las Vegas Aces	2024	27-13	.675	4th	3-3	.500	WNBA Semifinals
Las Vegas Aces	2025	17-14	.548				
Totals	4 Seasons	104-43	.708	---	19-6	.760	2 WNBA championships, 1 Commissioner's Cup championship

## NBA ASSISTANT COACH RECORD

TEAM	YEAR	REG SEASON		NBA PLAYOFFS			NOTES
		W-L	PCT	CONF	W-L	PCT	
San Antonio	2014-15	55-27	.671	6th	3-4	.429	Western Conference First Round
San Antonio	2015-16	67-15	.817	2nd	6-4	.600	Western Conference Semifinals
San Antonio	2016-17	61-21	.744	2nd	8-8	.500	Western Conference Finals
San Antonio	2017-18	47-35	.573	7th	1-4	.250	Western Conference First Round
San Antonio	2018-19	48-34	.585	7th	3-4	.429	Western Conference First Round
San Antonio	2019-20	32-39	.451	11th	-	.-	-
San Antonio	2020-21	33-39	.458	10th	-	.-	-
San Antonio	2021-22	34-48	.415	10th	-	.-	-
Totals	8 Years	377-258	.594		21-24	.467	

## WNBA STATISTICS

YEAR	TM	G	GS	MP	FG	FGA	FG%	3P	3PA	3P%	2P	2PA	2P%	eFG%	FT	FTA	FT%	OR	DR	REB	RPG	A	S	B	TO	PF	PTS	PPG
1999	NYL	30	0	202	27	64	.422	11	38	.289	16	26	.615	.508	15	17	.882	2	17	19	0.6	17	6	0	24	27	80	2.7
2000	NYL	32	16	835	119	252	.472	52	141	.369	67	111	.604	.575	61	69	.884	19	45	64	2.0	58	29	1	62	55	351	11.0
2001	NYL	32	0	619	90	197	.457	42	111	.378	48	86	.558	.563	40	51	.784	10	42	52	1.6	51	27	1	48	46	262	8.2
2002	NYL	32	1	659	87	197	.442	44	114	.386	43	83	.518	.553	38	56	.679	18	50	68	2.1	54	25	0	55	49	256	8.0
2003	NYL	11	2	257	50	87	.575	23	49	.469	27	38	.711	.707	39	41	.951	1	20	21	1.9	18	10	1	27	13	162	14.7
2004	NYL	34	34	1130	153	354	.432	57	170	.335	96	184	.522	.513	97	116	.836	17	101	118	3.5	150	58	2	118	73	460	13.5
2005	NYL	34	34	1165	145	336	.432	65	178	.365	80	158	.506	.528	118	131	.901	20	94	114	3.4	146	60	2	107	77	473	13.9
2006	NYL	22	20	674	107	252	.425	37	108	.343	70	144	.486	.498	72	75	.960	6	60	66	3.0	81	29	3	65	46	323	14.7
2007	SAS	28	27	934	179	402	.445	74	183	.404	105	219	.479	.537	95	102	.931	8	69	77	2.8	140	23	5	114	51	527	18.8
2008	SAS	33	33	1101	171	438	.390	77	220	.350	94	218	.431	.478	163	174	.937	13	78	91	2.8	161	43	7	104	60	582	17.6
2009	SAS	31	31	1049	200	447	.447	76	206	.369	124	241	.515	.532	128	142	.901	25	78	103	3.3	156	49	12	111	54	604	19.5
2010	SAS	32	32	1075	159	360	.442	69	177	.390	90	183	.492	.538	97	101	.960	16	77	93	2.9	172	36	8	108	61	484	15.1
2011	SAS	33	33	1050	176	400	.440	75	193	.389	101	207	.488	.534	99	111	.892	5	91	96	2.9	192	49	7	119	51	526	15.9
2012	SAS	33	33	998	160	363	.441	80	184	.435	80	179	.447	.551	85	97	.876	9	74	83	2.5	176	31	6	106	37	485	14.7
2013	SAS	1	1	12	1	3	.333	0	1	.000	1	2	.500	.333	0	0	----	0	1	1	1.0	1	0	0	3	0	2	2.0
2014	SAS	32	32	784	91	218	.417	47	118	.398	44	100	.440	.525	35	35	1.000	3	42	45	1.4	135	13	4	53	37	264	8.3
Career		450	329	12544	1915	4370	.438	829	2191	.378	1086	2179	.498	.533	1182	1318	.897	172	939	1111	2.5	1708	488	59	1224	737	5841	13.0



# KIERSTAN BELL • No. 1

Forward • 6-1 • Florida Gulf Coast '22 • 4th Year

## WNBA CAREER HIGHLIGHTS

- 2022 & 2023 WNBA Champion.

## 2025 (LAS VEGAS)

- Moved into the starting rotation on July 27 at Dallas and scored a career-high 19 points.

## 2024 (LAS VEGAS)

- Was injured early on and played in just 6 games during the regular season and saw action in one game in the postseason.

## 2023 (LAS VEGAS)

- Scored in double figures 3 times, including a career-high 15 points on Aug. 1.
- Saw action in 8 playoff contests and scored a high of 4 points vs. Dallas on Sept. 29.

## 2022 (LAS VEGAS)

- Won WNBA Championship
- In the playoffs, scored a career playoff-high 11 vs. Phoenix on Aug. 20.

## COLLEGIATE HIGHLIGHTS

- Named ASUN Player of the Year as a sophomore.
- First player in program history to record a 20-20 game (24 points, 20 rebounds) in FGCU debut vs Davidson on Nov. 30, 2020.
- 2021, 2022 All-American honorable mention.
- 2-time Becky Hammon Mid-Major Player of the Year.
- Transferred to Florida Gulf Coast after playing as a freshman for Ohio State, where she listed as an All-Big Ten honorable mention and named to the Big Ten All-Freshmen Team.

## GO TO KIERSTAN BELL'S COMPLETE BIO ONLINE

- [Online bio](#) includes items such as expanded WNBA statistics, more notes, college and international statistics, and more!

## RECORD WITHOUT

	Games Missed	Record With	Record Without
2022	15	18-3	8-7
2023	4	31-5	3-1
2024	34	6-0	21-13
2025	7	11-13	5-1
Totals	60	66-21	37-22

## WNBA RANKINGS

	PPG	RPG	APG	SPG	BPG	MPG	FG%	3G%	FT%
2022	---	---	---	---	---	---	---	---	---
2023	---	---	---	---	---	---	---	---	---
2024	---	---	---	---	---	---	---	---	---
2025	---	---	---	---	---	---	---	---	---

## 2025 REGULAR SEASON HIGHS

PTS	19	@ Dallas	July 27
REBS	4	2x, last vs Minnesota	Aug. 1
ASTS	1	9x, last vs Seattle	Aug. 8
STLS	2	@ Los Angeles	July 29
BLKS	1	8x, last @ Golden State	Aug. 6
MINS	22:13	Minnesota	Aug. 1

## SEASON HIGHS

	PTS	REBS	ASTS	STLS	BLKS	MIN	FGM	FGA	3PM	3PA	FTM	FTA
2022	12	5	2	1	1	15:48	4	6	2	4	2	2
2023	15	5	2	2	2	19:24	5	9	3	6	2	2
2024	12	4	5	0	0	24:12	4	11	3	6	1	2
2025	19	4	1	2	1	22:13	6	11	3	7	4	4

## CAREER REGULAR SEASON HIGHS

PTS	19	@ Dallas	July 27, 2025
REBS	5	@ Connecticut	June 8, 2023
ASTS	5	Dallas	Sept. 19, 2024
STLS	2	3x, last @ Los Angeles	July 29, 2025
BLKS	2	Los Angeles	May 27, 2023
MINS	24:12	Dallas	Sept. 19, 2024

## MILESTONES REACHED

Mark	Opponent	Date	Game #
1st Point	Phoenix	5/21/2022	5
100th Point	Dallas	7/30/2023	43
100th Rebound	@ Connecticut	7/6/2025	76

## UPCOMING MILESTONES

Mark	Category	Current	Needs
n/a			

## 10+ REBOUNDS & ASSISTS GAMES

	REB	ASTS	DUB-DUBS
YEAR	10+	10+	PT/REB
2022	0	0	0
2023	0	0	0
2024	0	0	0
2025	0	0	0
Totals	0	0	0

## 10+ POINT GAMES

	SCORING	
YEAR	10+	20+
2022	1	0
2023	3	0
2024	1	0
2025	1	1
Totals	5	1

## CAREER REGULAR SEASON STATISTICS

YEAR	TM	G	GS	MP	FGM	FGA	FG%	3PM	3PA	3P%	2PM	2PA	2P%	eFG%	FT	FTA	FT%	OR	DR	REB	RPG	A	S	B	TO	PF	PTS	PPG
2022	LVA	21	1	121	10	33	.303	3	22	.136	7	11	.636	.348	4	4	1.000	4	15	19	0.9	7	2	3	5	10	27	1.3
2023	LVA	36	0	424	53	153	.346	20	82	.244	33	71	.465	.412	6	10	.600	14	42	56	1.6	18	15	5	14	47	132	3.7
2024	LVA	6	0	43	6	16	.375	4	8	.500	2	8	.250	.500	1	2	.500	1	5	6	1.0	5	0	0	1	5	17	2.8
2025	LVA	24	6	257	34	105	.324	18	70	.257	16	35	.457	.410	11	11	1.000	12	26	38	1.6	9	7	9	9	14	97	4.0
Career		87	7	845	103	307	.336	45	182	.247	58	125	.464	.409	22	27	.815	31	88	119	1.4	39	24	17	29	76	273	3.1

## QUOTEABLES

**"TREMENDOUS AMOUNTS OF TALENT ARE BEING LOST TO OUR SOCIETY JUST BECAUSE THAT TALENT WEARS A SKIRT."**

**~SHIRLEY CHISHOLM, FIRST BLACK WOMAN ELECTED TO U.S. CONGRESS**

**"GIRLS ARE CAPABLE OF DOING EVERYTHING MEN ARE CAPABLE OF DOING. SOMETIMES THEY HAVE MORE IMAGINATION THAN MEN."**

**~ KATHERINE JOHNSON, MATHEMATICIAN AND ONE OF THE FIRST AFRICAN-AMERICAN WOMEN TO WORK AS A NASA SCIENTIST**

**"THE SUCCESS OF EVERY WOMAN SHOULD BE THE INSPIRATION TO ANOTHER. WE SHOULD RAISE EACH OTHER UP. MAKE SURE YOU'RE VERY COURAGEOUS: BE STRONG, BE EXTREMELY KIND, AND ABOVE ALL BE HUMBLE."**

**~SERENA WILLIAMS, PROFESSIONAL TENNIS PLAYER WHO HAS WON MORE GRAND SLAM SINGLES TITLES THAN ANY MAN OR WOMAN IN THE OPEN ERA**

**"WOMEN SHOULD DO FOR THEMSELVES WHAT MEN HAVE ALREADY DONE—OCCASIONALLY WHAT MEN HAVE NOT DONE—THEREBY ESTABLISHING THEMSELVES AS PERSONS, AND PERHAPS ENCOURAGING OTHER WOMEN TOWARD GREATER INDEPENDENCE OF THOUGHT AND ACTION."**

**~ AMELIA EARHART, FIRST FEMALE AVIATOR TO FLY SOLO ACROSS THE ATLANTIC OCEAN**

**"MY MOTHER TOLD ME TO BE A LADY. AND FOR HER, THAT MEANT BE YOUR OWN PERSON, BE INDEPENDENT."**

**~RUTH BADER GINSBURG, SECOND FEMALE JUSTICE APPOINTED TO THE U.S. SUPREME COURT**

**"I RAISE UP MY VOICE—NOT SO I CAN SHOUT BUT SO THAT THOSE WITHOUT A VOICE CAN BE HEARD... WE CANNOT SUCCEED WHEN HALF OF US ARE HELD BACK."**

**~MALALA YOUSAFZAI, PAKISTANI ACTIVIST FOR FEMALE EDUCATION AND THE YOUNGEST NOBEL PRIZE LAUREATE**

**"DON'T EVER MAKE DECISIONS BASED ON FEAR. MAKE DECISIONS BASED ON HOPE AND POSSIBILITY. MAKE DECISIONS BASED ON WHAT SHOULD HAPPEN, NOT WHAT SHOULDN'T."**

**~ MICHELLE OBAMA, FORMER U.S. FIRST LADY**



**DANA EVANS • No. 11**

**Guard • 5-6 • Louisville 2021 • 5th Year**

**WNBA CAREER HIGHLIGHTS**

- 2021 WNBA Champion
- 2021 WNBA All-Rookie Team.
- Selected No. 13 overall (first in the second round) by Dallas in the 2021 WNBA Draft.

**2025 (LAS VEGAS)**

- 

**2024 (CHICAGO)**

- Saw 12 starts in 2024 and posted 7.2 ppg and 2.4 apg

**2023 (CHICAGO)**

- Checked in for 38 of 39 games played and contributed 9.0 ppg and 3.0 apg en route to finishing third in the 2023 WNBA Sixth Player of the Year voting.

**2022 (CHICAGO)**

- Scored her career-high 24 points in her first career start to open the 2022 campaign.

**2021 (DALLAS & CHICAGO)**

- Traded to Chicago on 6/2/21, after averaging 4 minutes a game, more than doubled her playing time after the move to Chicago to 8.6 minutes and went from 0.8 ppg to 3.9 ppg and 0.5 apg to 1.2 apg.
- Saw action in 6 games for Dallas, 22 for Chicago.

**OFFSEASON**

- Spent her first WNBA offseason playing in Hungary and since then has competed for Besiktas in the Turkish Super League, as well as the EuroCup (2022-23 through 2023-24).

**COLLEGIATE HIGHLIGHTS (LOUISVILLE)**

- A two-time All-American
- 2020 and 2021 ACC Player of the Year
- 2019 ACC Sixth Player of the Year
- 2018 ACC All-Freshman Team
- Averaged 12.7 ppg, 2.4 rpg and 3.9 apg over 135 games.

**PERSONAL**

- Hails from Gary, Indiana.

RECORD WITHOUT			
Year	Games Missed	Record With	Record Without
2021	2	14-15	2-0
2022	3	24-9	2-1
2023	1	17-22	1-0
2024	1	12-27	1-0
2025	0	17-14	0
Totals	7	84-87	6-1



## DANA EVANS • No. 11

## WNBA RANKINGS

[illegible]

## 2025 REGULAR SEASON HIGHS

PTS	18	@	Connecticut	July 6
REBS	4	2x	last @ Minnesota	July 25
ASTS	5	@	Minnesota	July 25
STLS	2	4x,	last vs Atlanta	July 22
BLKS	1	2x,	last vs Seattle	June 20
MINs	24:36	@	Minnesota	July 25

## SEASON HIGHS

	PTS	REBS	ASTS	STLS	BLKS	MIN	FGM	FGA	3PM	3PA	FTM	FTA
2021	14	3	4	2	1	18:43	4	7	2	3	4	4
2022	24	4	5	4	1	35:15	9	17	3	7	4	5
2023	23	4	8	3	2	33:47	8	16	4	6	9	9
2024	15	4	6	5	1	34:44	7	16	4	6	10	10
2025	18	4	5	2	1	24:36	7	11	2	5	4	5

### CAREER REGULAR SEASON HIGHS

PTS	24	Los Angeles	May 6, 2022
REBS	4	8x, last @ Minnesota	July 25, 2025
ASTS	8	2x, last vs Seattle	Aug. 22, 2023
STLS	5	Los Angeles	May 30, 2024
BLKS	2	Indiana	June 15, 2023
MINs	35:15	Los Angeles	May 6, 2022

## MILESTONES REACHED

Mark	Opponent	Date	Game #
1st Point	Seattle	5/22/2021	2
100th Point	Los Angeles	5/6/2022	30
500th Point	Seattle	8/22/2023	94
1,000th Point	Golden State	7/12/2025	161
100th Assist	@ Los Angeles	6/9/2023	70
100th Rebound	New York	6/4/2024	109

## UPCOMING MILESTONES

Mark	Category	Current	Needs
n/a			

## 10+ REBOUNDS &amp; ASSISTS GAMES

	REB	ASTS	DUB-DUBS
YEAR	10+	10+	PT/REB
2021	0	0	0
2022	0	0	0
2023	0	0	0
2024	0	0	0
2025	0	0	0
Totals	0	0	0

## 10+ POINT GAMES

## SCORING

YEAR	10+	20+
2021	1	0
2022	4	1
2023	14	3
2024	17	0
2025	7	0
<b>Totals</b>	<b>43</b>	<b>4</b>

## CAREER REGULAR SEASON STATISTICS

YEAR	TM	G	GS	MP	FGM	FGA	FG%	3PM	3PA	3P%	2PM	2PA	2P%	eFG%	FT	FTA	FT%	OR	DR	REB	RPG	A	S	B	TO	PF	PTS	PPG
2021	TOT	29	0	221	27	79	.342	18	45	.400	9	34	.265	.456	23	26	.885	1	10	11	0.4	30	5	1	17	21	95	3.3
2021	DAL	6	0	24	1	6	.167	1	3	.333	0	3	.000	.250	2	2	1.000	0	0	0	0.0	3	0	0	4	3	5	0.8
2021	CHI	23	0	197	26	73	.356	17	42	.405	9	31	.290	.473	21	24	.875	1	10	11	0.5	27	5	1	13	18	90	3.9
2022	CHI	33	1	378	49	130	.377	22	67	.328	27	63	.429	.462	22	25	.880	5	22	27	0.8	41	10	3	27	29	142	4.3
2023	CHI	39	1	837	116	322	.360	42	143	.294	74	179	.413	.425	76	89	.854	7	40	47	1.2	118	27	4	61	45	350	9.0
2024	CHI	39	12	743	95	252	.377	41	109	.376	54	143	.378	.458	48	50	.960	5	38	43	1.1	94	26	5	53	48	279	7.2
2025	LVA	31	0	544	69	195	.354	20	68	.294	49	127	.386	.405	35	48	.729	5	26	31	1.0	64	13	3	25	38	193	6.2
Career		171	14	2723	356	978	.364	143	432	.331	213	546	.390	.437	204	238	.857	23	136	159	0.9	347	81	16	183	181	1059	6.2



CHELSEA GRAY • No. 12

Point Guard • 5-11 • Duke '13 • 10th Year

WNBA CAREER HIGHLIGHTS

- 2023, 2022 & 2016 WNBA Champion
- 2022 WNBA Finals MVP
- 2024, 2023, 2021, 2019, 2018, 2017 WNBA All-Star
- 2019 All-WNBA First Team
- 2023 and 2017 All-WNBA Second Team
- 2022 WNBA Commissioner's Cup MVP
- Two-time WNBA Western Conference Player of the Week (Aug. 1, 2023; May 27, 2018)
- 2023 All-Star Skills Contest winner

2025 (LAS VEGAS)

- 

2024 (LAS VEGAS)

- Missed the first 12 games of the season while recovering from the foot injury sustained in Game 3 of the 2023 WNBA Finals.

2023 (LAS VEGAS)

- Won her 3rd WNBA Championship.
- Named to the AP All-League First Team and All-WNBA Second Team.
- Finished 3rd among league leaders for assists (7.3 apg).
- Named an All-Star starter.
- Teamed with Kelsey Plum to win the WNBA All-Star Skills Contest.
- Western Conference Player of the Week for games played July 24-30 (24.5 ppg, 5.5 rpg, 8.5 apg).
- Had 20 points and 7 assists to open the playoffs against Chicago on Sept. 13.
- Injured (left foot) and was sidelined for Game 4 of the Finals.

- Averaged 13.1 ppg and 7.3 apg in the first 3 Finals games.
- Recorded the franchise's 2nd triple-double, the 1st for points-rebounds-assists, with 22 points, 11 rebounds and 11 assists against New York on Aug. 17.
- Notched a franchise-record 10 points-assists double-doubles on the year.

2023 (LAS VEGAS)

- Won her 2nd WNBA Championship.
- Won WNBA Championship
- Named WNBA Finals MVP (18.3 ppg, 3.0 rpg, 6.0 apg, 58.5 FG%, 45.0 3G%)
- Named WNBA Commissioner's Cup MVP (19 points, 4 rebounds, 5 assists)
- Finished 21st in the league in scoring, 4th in assists, 17th in field goal percentage, 4th in free throw percentage, 4th in steals, and 22nd in minutes)

2021 (LAS VEGAS)

- Set or tied 3 franchise assist records—14 in a game vs. Lynx, Sept. 8; 10 in a half and 7 in a quarter vs. Fever, May 28

2019 (LOS ANGELES)

- Recorded the 8th triple-double in WNBA regular season history, July 7 (13-pt, 10-reb, 13-asst vs. Washington).
- Set franchise mark with 20 points in a quarter, August 29 vs. Indiana—2nd most points scored in a quarter in W history

2017 (LOS ANGELES)

- 3-point field goal percentage (.482) was highest in team history and 7th highest in WNBA history for players with 50+ attempts

2014 (CONNECTICUT)

- Sat out season rehabbing right knee injury suffered senior year at Duke.

INTERNATIONAL HIGHLIGHTS

- 2024 Olympic gold medalist; led the USA and **ranked 8th among the 12-team field for assists (5.2 apg).**
- 2020 Olympic gold medalist
- 2022 World Cup gold medalist

COLLEGIATE HIGHLIGHTS

- 2-time All-American
- 2013 ACC Co-Player of the Year
- Set program record for assists in a season (201) as a sophomore

HIGH SCHOOL HIGHLIGHTS

- 2010 California Miss Basketball
- 2010 Gatorade Player of the Year selection

GO TO CHELSEA GRAY'S COMPLETE BIO ONLINE

- Online bio includes items such as expanded WNBA statistics, more notes, college, international and USA Basketball statistics, and more!

RECORD WITHOUT

Year	Games Missed	Record With	Record Without
2014	34	0-0	13-21
2015	0	15-19	0-0
2016	1	25-8	1-0
2017	0	26-8	0-0
2018	0	19-15	0-0
2019	0	22-12	0-0
2020	0	15-7	0-0
2021	0	24-8	0-0
2022	1	25-10	1-0
2023	0	34-6	0-0
2024	13	20-7	7-6
2025	0	17-14	0-0
Totals	48	242-114	22-27

SEASON HIGHS

	PTS	REBS	ASTS	STLS	BLKS	MIN	FGM	FGA	3PM	3PA	FTM	FTA
2015	16	9	7	3	2	25:48	6	11	4	5	5	6
2016	23	6	8	3	1	36:30	8	10	2	3	6	7
2017	25	8	10	4	1	47:51	9	18	5	8	8	10
2018	26	7	11	6	3	38:36	11	20	4	7	8	11
2019	30	10	13	5	2	41:03	11	21	7	9	7	7
2020	27	8	11	3	1	39:06	10	19	4	7	5	5
2021	21	6	14	5	2	37:14	8	19	3	6	5	5
2022	33	7	12	5	2	39:56	11	17	5	8	11	11
2023	27	11	12	4	3	37:23	10	22	4	7	10	12
2024	22	8	10	3	2	33:53	8	14	3	8	4	5
2025	28	10	8	4	3	37:34	8	17	6	11	8	9

CHelsea GRAY • No. 12

WNBA RANKINGS										2025 REGULAR SEASON HIGHS			
	PPG	RPG	APG	SPG	BPG	MPG	FG%	3G%	FT%	PTS			
2015	---	---	18	---	---	---	---	---	---	REBS	10		June 11
2016	---	---	---	---	---	---	---	---	---	ASTS	8	2x,	June 15
2017	19	---	6	---	---	3	10	1	22	STLS	4	last @ Los Angeles	July 29
2018	19	---	6	6	---	5	16	14	18	BLKS	3	Los Angeles	May 30
2019	13	---	2	---	---	4	---	13	5	MINs	37:34	last @ Washington	July 10
2020	21	---	5	11	---	14	---	---	2			Phoenix	June 15
2021	---	---	4	20	---	---	16	16	---	CAREER REGULAR SEASON HIGHS			
2022	21	---	4	4	---	22	17	---	4	PTS	33		Aug. 14, 2022
2023	21	---	3	9	24	15	14	7	5	REBS	11		Aug. 17, 2023
2024	---	---	---	---	---	---	---	33	---	ASTS	14		Sept. 8, 2021
2025	---	---	11*	26	20	23	---	31	8	STLS	6	@ Minnesota	May 20, 2018
										BLKS	3	4x, last @ Washington	July 10, 2025
										MINs	48	@ Chicago	Aug. 18, 2017

MILESTONES REACHED			
Mark	Opponent	Date	Game #
1st Point	Washington	June 5, 2015	1
1,000th Point	Phoenix	May 27, 2018	105
2,000th Point	Las Vegas	Aug. 7, 2020	175
3,000th Point	@ Seattle	Aug. 7, 2022	255
4,000th Point	@ Golden State	June 7, 2025	332
1,000th Assist	@ Phoenix	May 6, 2022	234
1,5000th Assist	Seattle	June 19, 2024	299
1,000th Rebound	@ Connecticut	Sept. 6, 2024	320
100th Block	@ New York	July 8, 2025	344

UPCOMING MILESTONES			
Mark	Category	Current	Needs
n/a			

10+ REBOUNDS & ASSISTS GAMES				
	REB	ASTS	DOUBLE-DOUBLES	
YEAR	10+	10+	PT/AST	PT/REB
2015-16	0	0	0	0
2017	0	1	1	0
2018	0	1	1	0
2019	1	2	1	1
2020	0	1	0	0
2021	0	3	1	0
2022	0	1	1	0
2023	1	10	10	1
2024	0	1	0	1
2025	1	0	0	1
Totals	3	20	15	4

10+ POINT GAMES			
SCORING			
YEAR	10+	20+	30 +
2015	9	0	0
2016	7	2	0
2017	28	6	0
2018	28	9	0
2019	28	7	1
2020	18	4	0
2021	19	1	0
2022	25	5	0
2023	35	8	0
2024	11	1	0
2025	17	2	0
Totals	225	45	1

CAREER REGULAR SEASON STATISTICS																												
YEAR	TM	G	GS	MP	FGM	FGA	FG%	3PM	3PA	3P%	2PM	2PA	2P%	eFG%	FT	FTA	FT%	OR	DR	REB	RPG	A	S	B	TO	PF	PTS	PPG
2015	CON	34	0	543	86	203	.424	23	66	.348	63	137	.460	.480	40	49	.816	18	60	78	2.3	92	22	5	59	43	235	6.9
2016	LAS	33	1	540	71	157	.452	14	46	.304	57	111	.514	.497	39	50	.780	8	50	58	1.8	71	16	4	40	38	195	5.9
2017	LAS	34	34	1125	184	363	.507	53	110	.482	131	253	.518	.580	81	98	.827	21	92	113	3.3	151	36	8	65	74	502	14.8
2018 *	LAS	34	34	1111	193	399	.484	38	97	.392	155	302	.513	.531	81	97	.835	17	99	116	3.4	175	48	6	79	65	505	14.9
2019 *	LAS	34	34	1108	188	452	.416	50	131	.382	138	321	.430	.471	66	72	.917	14	114	128	3.8	202	33	3	108	49	492	14.5
2020	LAS	22	22	679	122	276	.442	18	59	.305	104	217	.479	.475	46	49	.939	15	66	81	3.7	116	34	2	60	38	308	14.0
2021 *	LVA	32	32	926	148	326	.454	27	71	.380	121	255	.475	.495	32	36	.889	15	77	92	2.9	189	37	9	88	43	355	11.1
2022	LVA	35	35	1039	183	373	.491	34	100	.340	149	273	.546	.536	81	89	.910	10	102	112	3.2	212	57	10	80	54	481	13.7
2023	LVA	40	40	1288	225	459	.490	64	152	.421	161	307	.524	.560	96	107	.897	12	146	158	4.0	291	57	25	101	73	610	15.3
2024	LVA	27	25	702	84	206	.408	26	77	.338	58	129	.450	.471	39	48	.813	5	74	79	2.9	132	34	19	64	37	233	8.6
2025	LVA	31	31	933	114	270	.422	43	123	.350	71	147	.483	.502	72	81	.889	20	104	124	4.0	141	39	21	97	64	343	11.1
Career		356	288	9994	1598	3484	.459	390	1032	.378	1208	2452	.493	.515	673	776	.867	155	984	1139	3.2	1772	413	112	842	578	4259	12.0



## MEGAN GUSTAFSON • No. 17

Center • 6-4 • Iowa '19 • 6th Year

### WNBA HIGHLIGHTS

- Selected No. 17 overall by Dallas in the 2019 WNBA Draft.

### 2025 (LAS VEGAS)

- Suffered a lower left leg injury during training camp and is out indefinitely

### 2024 (LAS VEGAS)

- Notched her first start with the Aces against Chicago on Aug. 26; scored a then-season-high 13 points and added 5 rebounds.

### 2023 (PHOENIX, 9-31)

- Started 4 of 34 contests, the most starts and most games in her W career, and connected on 52.6% of her shots from the field, which ranked 6th among league leaders, and also hit 34.9% from 3-point range.
- Shot 4-of-4 from the field, 1-of-1 from afar and 1-of-1 from the line in 14 minutes against Connecticut on August 31.
- Scored a career-high 19 points and grabbed 8 rebounds against Atlanta in fewer than 22 minutes.
- Pulled down a season-high 10 boards to go with 10 points, her lone double-double of the season, against the Aces on June 21.
- After averaging no more than 4.0 ppg and 3.6 rpg in each of her first four seasons, upped her averages to career-bests of 7.9 ppg and 3.9 rpg in 2023
- Ranked among the top 10 league leaders for field goal percentage (6th), 2-point field goal percentage (.576, 4th), true shooting percentage (.608, 10th) and effective field goal percentage (.564, 7th).

### 2022 (PHOENIX, 15-21)

- Played in 33 games off the bench, the most games in a season over her first four years in the league.
- Scored a season-high 15 points on 6-of-10 shooting from the field against Minnesota on August 10.
- Posted one double-double, 12 points and 10 boards, against Chicago on Aug. 14.

### 2021 (WASHINGTON, 19-21)

- Had season-highs of 12 points at Seattle on Sept. 7 and 9 rebounds at Chicago on July 10.

### 2020 (DALLAS, 8-14)

- Dallas had a 4-6 record in the 10 games she played from July 26-September 13.

### 2019 (DALLAS, 10-24)

- Twice scored 11 points and three times hauled in 8 rebounds as a rookie for Dallas.
- Went 7-of-7 from the line against New York on August 1 and shot a career-best 90.0% from the line on the year.

### INTERNATIONAL (SPAIN)

- Averaged team-highs of 18.0 points, 9.3 rebounds and 1.8 steals per game as Spain finished in 5th place with a 3-1 record; among the 12-team field she **ranked 5th for scoring and field goal percentage (.577), 2nd for 2-point percentage (.667) and 3rd for rebounding**
- The naturalized Spaniard helped Spain earn its 2024 Olympic berth at the 2024 Olympic Qualifying Tournament in Sopron, Hungary. It was her debut in a Spanish jersey.

### COLLEGIATE CAREER HIGHLIGHTS

- In her four years at Iowa, the Hawkeyes posted a 92-43 (.682) record, advanced to postseason play all four years, including the 2019 NCAA Elite Eight, and captured the 2019 Big 10 Tournament and regular season crowns.
- Averaged 20.8 points, 10.8 rebounds and 1.7 blocks per game over her four-year collegiate career, helping Iowa increase its win total from 19 in her freshman season, to 29 as a senior.
- Her No. 10 jersey was retired by the Hawkeyes on January 26, 2020.

- Before being passed in 2023-24 by Caitlin Clark, Gustafson was Iowa's all-time leading scorer (2,804 points), remains as the all-time leading rebounder (1,460) and lists among the top 10 in numerous Iowa single game, single season and all-time career records.
- Her 1,460 rebounds is a Big Ten career record.
- 2019 Naismith, Associated Press, ESPNw and USBWA Player of the Year
- 2019 Senior CLASS Award and Lisa Leslie Award winner.
- Associated Press and USBWA All-America first team (2019) and second team (2018).
- WBCA All-America first team (2019) and honorable mention (2018)
- 2018 (media) and 2019 (media and coaches) Big 10 Player of the Year.
- Unanimous three-time All-Big Ten first team (2017, 2018 and 2019) and was on the 2016 Big Ten All-Freshman Team.
- 2019 Big Ten All-Defensive Team.
- MVP of the 2019 Big Ten Tournament and 2018 and 2019 All-Big Ten Tournament first team selection.

### PERSONAL

- Parents are Eva and Clendon Gustafson.
- Has one sister, Emily, who played basketball at Upper Iowa.
- Father played basketball at UW-Superior and mother played basketball and volleyball at St. Scholastica.

### GO TO MEGAN GUSTAFSON'S BIO ONLINE

- Online bio includes items such as expanded WNBA statistics, more notes, college, international and Spain Basketball Federation statistics, and more!

### RECORD WITHOUT

Year	Games Missed	Record With	Record Without
2019	5	8-14	2-3
2020	12	4-6	4-8
2021	7	5-6	1-6
2022	3	13-20	2-1
2023	6	7-27	2-4
2024	2	25-13	2-0
2025	19	8-4	9-10
<b>Totals</b>	<b>53</b>	<b>70-90</b>	<b>22-32</b>



## MEGAN GUSTAFSON • No. 17

WNBA RANKINGS											2025 REGULAR SEASON HIGHS							
	PPG	RPG	APG	SPG	BPG	MPG	FG%	3G%	FT%		PTS							
										REBS	6	2x,	last vs Golden State		Aug. 3			
2019	---	---	---	---	---	---	---	---	---	ASTS	1	4x,	last @ Dallas		July 25			
2020	---	---	---	---	---	---	---	---	---	STLS	1	2x,	last @ Los Angeles		July 27			
2021	---	---	---	---	---	---	---	---	---	BLKS	1	@	Washington		July 29			
2022	---	---	---	---	---	---	---	---	---	MINs	22:12		Minnesota		Aug. 1			
2023	---	---	---	---	---	---	6th	---	---	CAREER REGULAR SEASON HIGHS								
2024	---	---	---	---	---	---	---	---	---									
2025	---	---	---	---	---	---	---	---	---									
SEASON HIGHS											PTS	24		Dallas		Sept. 19, 2024		
	PTS	REBS	ASTS	STLS	BLKS	MIN	FGM	FGA	3PM	3PA	FTM	FTA	REBS	10	2x,	Last vs Las Vegas		Aug. 23, 2023
													ASTS	3	4x,	Last vs Washington		Sept. 5, 2023
2019	11	8	1	1	1	27:10	4	7	1	3	7	7	STLS	2	5x,	Last vs Indiana		July 2, 2024
2020	8	3	1	0	1	16:16	2	5	0	1	4	4	BLKS	3	@	Atlanta		July 25, 2023
2021	12	9	0	1	1	20:40	6	9	0	1	3	5	MINs	29:00		Dallas		Sept. 19, 2024
2022	15	10	3	2	1	26:14	6	10	2	3	3	5						
2023	19	10	3	2	3	27:37	7	15	2	4	5	6						
2024	24	7	2	2	2	29:00	9	16	3	6	4	5						
2025	8	6	1	1	3	22:12	3	8	2	4	3	5						

MILESTONES REACHED			
Mark	Opponent	Date	Game #
1st Point	Phoenix	June 20, 2019	1
500th Point	Washington	Sept. 5, 2023	110
300th Rebound	Las Vegas	Sept. 8, 2023	111
400th Rebound	@ Minnesota	July 25, 2025	157

UPCOMING MILESTONES			
Mark	Category	Current	Needs
1000	Points	708	292

10+ REBOUNDS & ASSISTS GAMES				
	REB	ASTS	DOUBLE-DOUBLES	
YEAR	10+	10+	PT/REB	PT/AST
2019	0	0	0	0
2020	0	0	0	0
2021	0	0	0	0
2022	1	0	1	0
2023	1	0	1	0
2024	0	0	0	0
2025	0	0	0	0
Totals	2	0	2	0

10+ POINT GAMES		
SCORING		
YEAR	10+	20+
2019	2	0
2020	0	0
2021	1	0
2022	2	0
2023	14	0
2024	3	1
2025	0	0
Totals	22	1

CAREER REGULAR SEASON STATISTICS																												
YEAR	TM	G	GS	MP	FGM	FGA	FG%	3PM	3PA	3P%	2PM	2PA	2P%	eFG%	FT	FTA	FT%	OR	DR	REB	RPG	A	S	B	TO	PF	PTS	PPG
2019	DAL	25	0	238	27	55	.491	1	9	.111	26	46	.565	.500	18	20	.900	20	43	63	2.5	7	4	6	10	26	73	2.9
2020	DAL	10	0	48	4	14	.286	0	1	.000	4	13	.308	.286	6	9	.667	6	5	11	1.1	1	0	1	2	9	14	1.4
2021	WAS	11	1	109	19	32	.594	0	2	.000	19	30	.633	.594	6	9	.667	11	29	40	3.6	0	2	1	9	10	44	4.0
2022	PHO	33	0	318	50	91	.549	12	26	.462	38	65	.585	.615	13	17	.765	17	47	64	1.9	17	6	5	24	62	125	3.8
2023	PHO	34	4	514	102	194	.526	15	43	.349	87	151	.576	.564	50	62	.806	46	85	131	3.9	25	13	14	37	65	269	7.9
2024	LVA	38	7	405	53	106	.500	22	57	.386	31	49	.633	.604	13	17	.765	23	50	73	1.9	9	13	5	14	59	141	3.7
2025	LVA	12	0	167	13	40	.325	9	28	.321	4	12	.333	.438	7	15	.467	7	21	28	2.3	4	2	4	5	30	42	3.5
Career		163	12	1799	268	532	.504	59	166	.355	209	366	.571	.559	113	149	.758	130	280	410	2.5	63	40	36	101	261	708	4.3



JEWELL LOYD • NO. 24

Guard • 5-11 • Notre Dame '15 • 11th Year

WNBA CAREER HIGHLIGHTS

- 2018 and 2020 WNBA champion.
- 2021 Commissioner's Cup champion.
- No. 1 pick by Seattle in the 2015 WNBA Draft
- Three-time All-WNBA
- Six-time WNBA All-Star.
- 2015 WNBA Rookie of the Year.
- 2023 All-Star Game MVP
- Two-time Western Conference Player of the Week (June 7, 2021 and June 20, 2023)
- July 2015 Rookie of the Month

2025 (LAS VEGAS)

- Heading into the 2025 season, Loyd's 5,536 career point total ranks No. 21 on the league's all-time scoring chart.
- Scored in double figures in 269 games through the 2024 season, the most in the WNBA since she entered the league.

2024 (SEATTLE)

- Tallied 5,000th career point on June 7, 2024, becoming 25th player and fifth-youngest in WNBA history to reach the milestone.
- Recorded 1,000th career assists on July 10 vs Las Vegas, becoming third WNBA player with 5,000+ points and 1,000+ assists, and third youngest in the group

2023 (SEATTLE)

- Finished the season as the league's top scorer, averaged 24.7 ppg, which was the second-highest scoring average in league history at the time (now third).
- Scored a career-high 41 points (15-35 FGs) on June 29 against Minnesota.
- Scored 31 points in the All-Star Game en route to MVP honors.
- Set then-WNBA single-season scoring record with 939 points

- Scored 25+ points in 21 games and had 12 games with 30+ points
- Made franchise-record 115 3-pointers.

2022 (SEATTLE)

- Reached the 3,500-point plateau on June 10 at Dallas, becoming the 10th youngest WNBA player to reach that mark
- Set career-high with eight 3-pointers made, connecting on 13-of-23 from the field, on Aug. 14 at Las Vegas.

2021 (SEATTLE)

- Averaged 17.9 points, 3.8 assists and 1.5 steals per game—all career-highs en route to earning 2021 All-WNBA first team honors.
- Scored season-high 37 points on Sept. 17 vs PHX—the most by a WNBA player during the 2021 season.

2020 (SEATTLE)

- Won the 2020 WNBA Championship.
- Scored 2,000th career point on Aug. 12 vs Atlanta, becoming the fifth-youngest player to reach the milestone (24 years, 305 days).

2019 (SEATTLE)

- Missed seven games after suffering ankle injury on June 23 at Las Vegas.

2018 (SEATTLE)

- Won her first WNBA championship.
- Named to first WNBA All-Star Team

2017 (SEATTLE)

- Ranked ninth in scoring, 11th in minutes played (31.1 mpg), 13th in steals, and 17th in assists.

2016 (SEATTLE)

- Named to All-WNBA Second Team.

2015 (SEATTLE)

- Led all WNBA rookies in scoring, minutes (25.9 mpg), and ranked fourth in rebounds and fifth in assists.
- Recorded first career game in double-figures with 10 points against Los Angeles (June 14)
- Was a 14-of-14 from the line to finish with 18 points against Washington on Aug. 30.

INTERNATIONAL

- 2020 and 2024 Olympic gold medalist
- 2018 and 2022 FIBA World Cup gold medalist.
- First person in history to claim golds at both the 3x3 and 5x5 FIBA World Cups.
- 2014 FIBA 3x3 World Cup gold medalist, was the second-leading scorer among all players in the 24-team tournament (7.3 ppg), and added a bronze in the individual skills competition at the event

OFFSEASON

- Played five seasons (2025-19) overseas in China, South Korea, Spain and Turkey.
- Competed for Mist BC in the 2025 Unrivaled season

COLLEGIATE HIGHLIGHTS

- A three-year standout at the University of Notre Dame, led the Fighting Irish to three-straight NCAA Final Fours, while also claiming conference regular season and tournament titles all three years.
- 2014 and 2015 All-American
- 2015 espnW National and ACC Player of the Year
- 2014 ACC Tournament MVP.
- 2013 USBWA National and Big East Freshman of the Year
- Her 772 points in 2014-15 were just four points shy of the single-season school record (776) set by Katryna Gaither in 1996-97.
- As a junior, tied the single-season program record with 20, 20-point games (set by Gaither in 1996-97).

PERSONAL

- Hails from Lincolnwood, Illinois.
- Daughter of Gwendolyn Davis-Loyd and Calvin Loyd.
- Had her number retired by Niles West High School, the first number retired in school history.
- Older brother, Jarryd, played pro basketball overseas.
- Enjoys playing tennis, piano, cooking and watching soccer.

SEASON/CAREER HIGHS

	PTS	REBS	ASTS	STLS	BLKS	MIN	FGM	FGA	3PM	3PA	FTM	FTA
2015	21	7	6	2	1	34:35	7	16	2	4	14	14
2016	32	10	10	5	2	37:38	12	20	4	7	9	10
2017	33	7	7	4	2	38:15	12	22	4	8	14	16
2018	31	10	9	4	2	38:32	11	21	5	9	10	10
2019	23	7	5	4	1	36:23	8	21	5	10	7	7
2020	35	7	7	4	1	34:56	12	21	5	9	10	12
2021	37	8	9	5	1	41:32	13	30	7	12	10	11
2022	38	5	7	4	2	42:33	13	23	8	14	8	9
2023	41	10	8	4	3	40:26	15	35	9	16	13	14
2024	34	11	7	4	2	38:29	12	27	6	10	16	17
2025	27	8	5	4	1	34:14	8	15	7	11	6	6

RECORD WITHOUT

Year	Games Missed	Record With	Record Without
2015	0	10-24	0-0
2016	0	16-18	0-0
2017	0	15-19	0-0
2018	0	26-8	0-0
2019	7	14-13	4-3
2020	0	18-4	0-0
2021	1	20-11	1-0
2022	0	22-14	0-0
2023	2	11-27	0-2
2024	3	23-14	2-1
2025	0	17-14	0-0
Totals	13	192-166	7-6

WNBA RANKINGS										2025 REGULAR SEASON HIGHS			
	PPG	RPG	APG	SPG	BPG	MPG	FG%	3G%	FT%	PTS	27	Golden State	Aug. 3
2015	28	---	---	---	---	31	29	---	4	REBS	8	2x last @ Dallas	July 16
2016	8	---	19	16	---	8	33	31	9	ASTS	4	3x, last vs Seattle	June 20
2017	9	---	17	13	---	11	30	12	17	STLS	4	@ Seattle	June 1
2018	16	30	14	15	---	19	---	20	13	BLKS	1	6x, last vs Seattle	Aug. 8
2019	23	---	---	14	---	---	---	34	4	MINS	34:14	Indiana	June 22
2020	14	---	21	16	---	27	33	20	13	CAREER REGULAR SEASON HIGHS			
2021	7	---	12	7	---	17	34	19	6	PTS	41	Minnesota	June 29, 2023
2022	10	---	22	28	---	16	---	12	8	REBS	11	Indiana	May 22, 2024
2023	1	32	20	30	34	3	---	26	7	ASTS	10	Chicago	July 17, 2016
2024	6	31	14	13	---	7	---	---	7	STLS	5	2x, last @ Chicago	Aug. 15, 2021
2025	---	---	---	---	---	---	---	18	20	BLKS	3	Dallas	May 26, 2023
										MINS	42:33	New York	May 27, 2022

MILESTONES REACHED			
Mark	Opponent	Date	Game #
1st Point	Los Angeles	June 6, 2015	1
100th Point	@ Atlanta	July 5, 2015	12
1,000th Point	Washington	May 21, 2017	71
5,000th Point	@ Las Vegas	June 7, 2024	300
100th Rebound	San Antonio	Aug. 28, 2015	28
1,000th Rebound	@ Los Angeles	Aug. 31, 2023	286
100th Assist	Minnesota	June 19, 2016	47
500th Assist	Chicago	Aug. 10, 2020	171
1,000th Assist	Las Vegas	July 10, 2024	312

UPCOMING MILESTONES			
Mark	Category	Current	Needs
6,000	Points	5,888	112

10+ REBOUNDS & ASSISTS GAMES				
	REB	ASTS	DUB-DUBS	
YEAR	10+	10+	PT/REB	PT/AST
2015	0	0	0	0
2016	1	1	1	1
2017	0	0	0	0
2018	1	0	1	0
2019	0	0	0	0
2020	0	0	0	0
2021	0	0	0	0
2022	0	0	0	0
2023	1	0	1	0
2024	2	0	2	0
2025	0	0	0	0
Totals	5	1	5	1

10+ POINT GAMES				
SCORING				
YEAR	10+	20+	30+	40+
2015	18	2	0	0
2016	29	13	2	0
2017	30	13	1	0
2018	28	10	1	0
2019	19	3	0	0
2020	18	7	2	0
2021	26	12	2	0
2022	28	11	1	0
2023	38	25	12	1
2024	35	19	4	0
2025	20	5	0	0
Totals	289	120	25	1

CAREER REGULAR SEASON STATISTICS																												
YEAR	TM	G	GS	MP	FGM	FGA	FG%	3PM	3PA	3P%	2PM	2PA	2P%	eFG%	FT	FTA	FT%	OR	DR	REB	RPG	A	S	B	TO	PF	PTS	PPG
2015	SEA	34	23	882	125	304	.411	10	48	.208	115	256	.449	.428	104	115	.904	33	86	119	3.5	66	19	8	68	53	364	10.7
2016	SEA	34	34	1075	195	452	.431	40	132	.303	155	320	.484	.476	131	147	.891	33	84	117	3.4	115	42	10	76	58	561	16.5
2017	SEA	34	34	1059	208	483	.431	54	140	.386	154	343	.449	.487	132	153	.863	32	76	108	3.2	117	43	12	85	62	602	17.7
2018	SEA	34	34	1010	182	430	.423	67	181	.370	115	249	.462	.501	97	114	.851	42	113	155	4.6	126	43	5	65	61	528	15.5
2019	SEA	27	21	686	117	299	.391	34	101	.337	83	198	.419	.448	64	69	.928	11	63	74	2.7	54	35	3	52	33	332	12.3
2020	SEA	22	22	613	112	253	.443	39	100	.390	73	153	.477	.520	77	88	.875	14	38	52	2.4	70	32	6	41	34	340	15.5
2021	SEA	31	31	962	193	459	.420	65	173	.376	128	286	.448	.491	104	117	.889	24	101	125	4.0	117	46	6	71	64	555	17.9
2022	SEA	36	36	1090	201	508	.396	84	218	.385	117	290	.403	.478	100	112	.893	20	75	95	2.6	121	39	7	78	64	586	16.3
2023	SEA	38	38	1344	285	770	.370	115	323	.356	170	447	.380	.445	254	286	.888	41	137	178	4.7	131	38	16	105	63	939	24.7
2024	SEA	37	37	1246	224	622	.360	59	215	.274	165	407	.405	.408	222	252	.881	26	140	166	4.5	135	52	8	85	67	729	19.7
2025	LVA	31	25	881	119	308	.386	66	176	.375	53	132	.402	.494	48	57	.842	42	73	115	3.7	57	30	6	41	64	352	11.4
Career		358	335	10848	1961	4888	.401	633	1807	.350	1328	3081	.431	.466	1333	1510	.883	318	986	1304	3.6	1109	419	87	767	623	5888	16.4



AALIYAH NYE • No. 13

Guard/Forward • 6-0 • Alabama '25 • Rookie

WNBA CAREER HIGHLIGHTS

- Selected at No. 13 in the first round of the 2025 WNBA Draft by Las Vegas.

2025 (LAS VEGAS)

- 

COLLEGIATE CAREER HIGHLIGHTS

- Set the Alabama record for 3-pointers made in a single season with 109 in 2024-25, breaking her own record of 108 set the previous season.
- Transferred to Alabama after spending two years at the University of Illinois

- 2024 Second Team All-SEC
- SEC Player of the Week (12/31/24)
- Set the program single-game record with nine made three pointers on 2/6/25
- Ranked fourth in the NCAA for made three pointers (109)
- Started all 33 games and averaged 33.4 minutes per game
- Finished with 1,739 career points
- Recorded a career-high 32 points on 1/12/25

PERSONAL:

- Hails from East Lansing, MI
- Born on Aug. 14, 2002
- A proud tribal citizen of the Match-E-Be-Nash-She-Wish Band of Pottawatomi Indians (Gun Lake Tribe)
- Daughter of James Nye and LaQueena Douglas
- Has two sisters, older sister, Aazhenii, and a twin sister Aashawnti
- Father played football at Albion College

RECORD WITHOUT

Year	Games Missed	Record With	Record Without
2025	0	17-14	0-0

WNBA RANKINGS

	PPG	RPG	APG	SPG	BPG	MPG	FG%	3G%	FT%
2025	---	---	---	---	---	---	---	28	---

2025 REGULAR SEASON / CAREER HIGHS

PTS	16	@ Phoenix	June 29
REBS	6	Golden State	Aug. 3
ASTS	3	@ Indiana	July 3
STLS	1	10x, last @ Minnesota	July 25
BLKS	2	@ Minnesota	June 17
MINS	26:32	Indiana	June 22

SEASON HIGHS

	PTS	REBS	ASTS	STLS	BLKS	MIN	FGM	FGA	3PM	3PA	FTM	FTA
2025	16	6	3	1	2	26:32	5	9	5	8	3	4

MILESTONES REACHED

Mark	Opponent	Date	Game #
1st Point	Connecticut	May 20, 2025	2
100th Point	@ Washington	July 10, 2025	20

UPCOMING MILESTONES

Mark	Category	Current	Needs
100	Rebounds	52	48
--			

10+ REBOUNDS & ASSISTS GAMES

	REB	ASTS	DOUBLE-DOUBLES
YEAR	10 +	10 +	PT/REB
2025	0	0	0

10+ POINT GAMES

	SCORING
YEAR	10 + 20 +
2025	6 0

CAREER REGULAR SEASON STATISTICS

YEAR	TM	G	GS	MP	FGM	FGA	FG%	3PM	3PA	3P%	2PM	2PA	2P%	eFG%	FT	FTA	FT%	OR	DR	REB	RPG	A	S	B	TO	PF	PTS	PPG
2025	LVA	31	0	538	51	136	.375	32	90	.356	19	46	.413	.493	12	15	.800	11	41	52	1.7	16	10	7	22	46	146	4.7





NALYSSA SMITH • No. 3

Forward • 6-4 • Baylor '22 • 4th Year

WNBA CAREER HIGHLIGHTS

- Selected No. 2 in the 2022 WNBA Draft by the Indiana Fever.
- Named to the 2022 WNBA All-Rookie Team.
- Signed with the Dallas Wings on Feb. 2, 2025, before being traded to the Aces on June 30.

2025 (LAS VEGAS/DALLAS)

- Put up 4 points and 7 rebounds in her first game with the Aces on July 3 at Indiana.

2024 (INDIANA)

- 

2023 (INDIANA)

- Scored a career-high 30 points at Dallas on Sept. 3.

2022 (INDIANA)

- Grabbed a career-high 17 rebounds at New York on May 13.
- Was an All-Rookie selection after averaging 13.5 points and 7.9 rebounds per game in 32 games as a starter.

USA BASKETBALL

- A gold medalist on the 2018 USA U18 National Team and bronze medalist on the 2022 USA 3x3 AmeriCup squad.

OFFSEASON

- Played overseas for Turkish giant Galatasaray in 2023-24.
- Played for Zhejiang in China in 2024-25, prior to joining Unrivaled, under a relief player contract.
- At Unrivaled, Smith played for the Mist BC alongside Jewell Loyd.

- Won Athletes Unlimited in 2023.

COLLEGIATE HIGHLIGHTS

- Aided Baylor to the 2019 NCAA Championship.
- Was a two-time Associated Press All-American, a Wade Trophy recipient, a two-time John R. Wooden All-American and a two-time WBCA All-American.

PERSONAL

- Born in San Antonio, Texas, to Rodney and Nikki Smith.

WNBA RANKINGS

	PPG	RPG	APG	SPG	BPG	MPG	FG%	3G%	FT%
2022	23	6	---	---	---	15	---	14	---
2023	20	4	---	---	---	31	18	---	---
2024	---	14	---	---	12	---	20	---	---
2025	---	23	---	---	19	--	18	---	---

2025 REGULAR SEASON

PTS	20	Chicago	May 31
REBS	12	Seattle	Aug. 8
ASTS	4	@ Connecticut	May 27
STLS	2	4x, last @ Golden State	Aug. 6
BLKS	4	@ Washington	June 22
MINs	32:15	@ Washington	June 22

SEASON HIGHS

	PTS	REBS	ASTS	STLS	BLKS	MIN	FGM	FGA	3PM	3PA	FTM	FTA
2022	26	17	4	2	2	38:24	11	19	5	7	9	11
2023	30	15	4	2	2	36:37	12	19	3	6	7	11
2024	23	15	3	2	3	34:48	10	17	2	4	6	7
2025	20	12	4	2	4	32:15	6	12	1	2	7	10

CAREER HIGHS

PTS	30	@ Dallas	Sept. 3, 2023
REBS	17	@ New York	May 13, 2022
ASTS	4	6x, last @ Connecticut	May 27, 2025
STLS	2	13x, last vs Atlanta	July 22, 2025
BLKS	4	@ Washington	June 22, 2025
MINs	38:24	Chicago	July 7, 2022

MILESTONES REACHED

Mark	Opponent	Date	Game #
1st Point	@ Washington	5/6/2022	1
100th Point	@ Atlanta	6/5/2022	9
1,000th Point	Seattle	5/30/2024	72
1,500th Point	Atlanta	7/22/2025	128
1,000th Rebound	Seattle	8/8/2025	136

UPCOMING MILESTONES

Mark	Category	Current	Needs
1,000	Rebounds	1004	---

10+ REBOUNDS & ASSISTS GAMES


	REB	ASTS	DOUBLE-DOUBLES
YEAR	10 +	10 +	PT/REB
2022	10	0	8
2023	14	0	13
2024	8	0	7
2025	5	0	3
Totals	37	0	31

10+ POINT GAMES

SCORING			
YEAR	10 +	20 +	30+
2022	23	5	0
2023	26	6	1
2024	26	2	0
2025	10	1	0
Totals	85	14	1

CAREER REGULAR SEASON STATISTICS

YEAR	TM	G	GS	MP	FGM	FGA	FG%	3PM	3PA	3P%	2PM	2PA	2P%	eFG%	FT	FTA	FT%	OR	DR	REB	RPG	A	S	B	TO	PF	PTS	PPG
2022	IND	32	32	983	160	382	.419	37	97	.381	123	285	.432	.467	76	123	.618	70	183	253	7.9	45	15	8	76	93	433	13.5
2023	IND	31	28	885	188	394	.477	19	67	.284	169	327	.517	.501	84	124	.677	64	221	285	9.2	44	10	10	84	93	479	15.5
2024	IND	40	37	990	168	350	.480	14	48	.292	154	302	.510	.500	72	127	.567	72	213	285	7.1	41	30	39	52	107	422	10.6
2025	DAL	18	15	344	45	106	.425	2	11	.182	43	95	.453	.434	29	47	.617	29	60	89	4.9	14	7	16	17	42	121	6.7
2025	LVA	15	14	332	48	86	.558	2	6	.333	46	80	.575	.570	20	36	.556	36	56	92	6.1	10	12	7	21	54	118	7.9
Career		136	126	3534	609	1318	.462	74	229	.323	535	1089	.491	.490	281	457	.615	271	733	1004	7.4	154	74	80	250	389	1573	11.6



CHEYENNE PARKER-TYUS • No. 32

Forward • 6-4 • Middle Tennessee '15 • 11th Year

- WNBA CAREER HIGHLIGHTS
- Selected No. 5 by Chicago in the 2015 WNBA Draft
  - 2023 WNBA All-Star
- 2025 (LAS VEGAS)
- Will sit out for the start of the 2025 due to pregnancy
- 2024 (ATLANTA)
- Started 11 of 25 games while posting 9.2 ppg and 4.8 rpg prior to suffering a left ankle injury against Connecticut on Aug. 18. She was sidelined the remainder of the season.
- 2023 (ATLANTA)
- Averaged career-bests of 15.0 ppg and 6.7 rpg.
  - Competed in her first All-Star Game.
  - Scored a career-high 29 points against Seattle on Aug. 18.

- 2021 (ATLANTA)
- Missed the first six games of the season after testing positive for COVID-19 and was out the final 13 games after announcing her pregnancy on July 14 [in The Players' Tribune](#).
- 2020 (CHICAGO)
- Grabbed a career-best 15 rebounds against Minnesota on Sept. 2.
- 2017 (CHICAGO)
- Missed the final 11 games of the season due to a right ankle injury.
- OFFSEASON
- Competed professionally overseas in China, France, Italy, Poland and South Korea.
  - Spent the 2024-25 season playing for Beijing Great Wall and averaged 16.3 ppg and 6.8 rpg over 34 games.
- COLLEGIATE HIGHLIGHTS
- Played her first three years at High Point University before transferring to Middle Tennessee State University
  - Averaged 18.6 ppg, 11.0 rpg and 4.0 bpg as a senior in 2014-15.
  - 2012 and 2013 Big South Player of the Year
  - 2013 All-Big South first team
  - 2011 Big South All-Freshman Team.

- PERSONAL
- Married to Keevin Tyus, the couple have one daughter, Naomi, born in December 2021.
  - Originally from New York, moved to High Point, North Carolina, in elementary school.

RECORD WITHOUT			
Year	Games Missed	Record With	Record Without
2015	4	17-13	4-0
2016	9	14-11	4-5
2017	11	8-15	4-7
2018	0	13-21	0-0
2019	0	20-14	0-0
2020	2	10-10	2-0
2021	19	2-11	6-13
2022	0	14-22	0-0
2023	0	19-21	0-0
2024	15	9-16	6-9
2025	0	0-0	0-0
Totals	60	126-154	26-34

SEASON HIGHS												
	PTS	REBS	ASTS	STLS	BLKS	MIN	FGM	FGA	3PM	3PA	FTM	FTA
2015	8	7	2	1	4	22:31	4	6	0	0	2	3
2016	15	10	2	2	2	30:44	6	10	0	1	3	6
2017	11	7	3	2	3	22:30	4	7	0	2	5	6
2018	20	13	3	3	4	30:03	9	15	2	3	10	12
2019	22	12	3	3	6	29:41	9	16	2	2	8	9
2020	24	15	3	4	4	31:21	10	17	3	4	12	12
2021	18	7	5	5	2	28:12	7	14	3	4	6	6
2022	21	13	5	4	4	34:38	10	17	2	5	8	9
2023	29	14	4	4	4	37:58	10	20	3	4	11	12
2024	18	9	5	3	2	29:21	7	13	1	4	7	8
2025												

CHEYENNE PARKER-TYUS • No. 32

WNBA RANKINGS									2025 REGULAR SEASON HIGHS			
	PPG	RPG	APG	SPG	BPG	MPG	FG%	3G%	FT%	PTS	REBS	ASTS
2015	---	---	---	---	22	---	---	---	---	---	---	---
2016	---	---	---	---	---	---	---	---	---	---	---	---
2017	---	---	---	---	---	---	---	---	---	---	---	---
2018	---	22	---	---	14	---	9	---	---	---	---	---
2019	---	21	---	---	12	---	21	---	15	---	---	---
2020	24	17	---	22	11	---	5	---	19	---	---	---
2021	---	---	---	---	---	---	---	---	---	---	---	---
2022	33	18	---	---	14	---	13	---	32	---	---	---
2023	22	13	---	25	6	---	17	---	26	---	---	---
2024	---	---	---	---	---	---	---	---	6	---	---	---
2025	---	24	---	---	17	---	---	---	---	---	---	---
CAREER REGULAR SEASON HIGHS												
PTS	29	Chicago	Aug. 18, 2023									
REBS	15	Minnesota	Sept. 2, 2020									
ASTS	5	7x, last @ Dallas	July 5, 2024									
STLS	5	Minnesota	June 23, 2021									
BLKS	6	@ Minnesota	Aug. 27, 2019									
MINs	37:58	@ Los Angeles	Aug. 12, 2023									

MILESTONES REACHED			
Mark	Opponent	Date	Game #
1st Point	Indiana	6/5/2015	1
1,000th Point	Seattle	8/10/2020	154
2,000th Point	Seattle	7/12/2023	234
100th Assist	Seattle	8/29/2020	160
500th Rebound	@ Los Angeles	6/30/2019	124
1,000th Rebound	Dallas	7/30/2022	209

UPCOMING MILESTONES			
Mark	Category	Current	Needs
3,000	Points	2,548	452
1,500	Rebounds	1,422	78
1,000	Field Goals Made	975	25
250	Blocked Shots	249	1

10+ REBOUNDS & ASSISTS GAMES			
YEAR	REB	ASTS	DUB-DUBS
	10+	10+	PT/REB
2015	0	0	0
2016	1	0	1
2017	0	0	0
2018	4	0	3
2019	6	0	3
2020	3	0	3
2021	0	0	0
2022	5	0	5
2023	8	0	7
2024	0	0	0
2025	0	0	0
Totals	0	0	0

10+ POINT GAMES		
YEAR	10+	20+
2015	0	0
2016	3	0
2017	2	0
2018	18	3
2019	12	2
2020	12	4
2021	8	0
2022	25	3
2023	32	10
2024	11	0
2025	0	0
Totals	123	22

CAREER REGULAR SEASON STATISTICS																												
YEAR	TM	G	GS	MP	FGM	FGA	FG%	3PM	3PA	3P%	2PM	2PA	2P%	eFG%	FT	FTA	FT%	OR	DR	REB	RPG	A	S	B	TO	PF	PTS	PPG
2015	CHI	30	0	279	28	70	.400	0	0	---0	28	70	.400	.400	10	26	.385	30	44	74	2.5	6	7	21	16	40	66	2.2
2016	CHI	25	7	315	42	83	.506	0	1	.000	42	82	.512	.506	17	32	.531	35	46	81	3.2	6	12	5	19	42	101	4.0
2017	CHI	23	0	286	32	69	.464	0	3	.000	32	66	.485	.464	23	36	.639	31	47	78	3.4	13	8	15	21	38	87	3.8
2018	CHI	34	5	670	128	241	.531	6	19	.316	122	222	.550	.544	77	108	.713	60	136	196	5.8	23	19	36	48	94	339	10.0
2019	CHI	34	0	670	107	233	.459	5	18	.278	102	215	.474	.470	80	95	.842	62	135	197	5.8	30	25	42	45	81	299	8.8
2020	CHI	20	13	497	97	175	.554	15	32	.469	82	143	.573	.597	58	68	.853	47	81	128	6.4	30	26	18	55	63	267	13.4
2021	ATL	13	11	270	50	110	.455	10	30	.333	40	80	.500	.500	22	28	.786	13	45	58	4.5	16	15	12	17	28	132	10.2
2022	ATL	36	35	942	176	352	.500	12	55	.218	164	297	.552	.517	62	78	.795	59	163	222	6.2	71	37	32	72	98	426	11.8
2023	ATL	40	38	1066	232	481	.482	15	54	.278	217	427	.508	.498	121	146	.829	87	180	267	6.7	71	43	59	90	114	600	15.0
2024	ATL	25	11	492	83	187	.444	3	14	.214	80	173	.462	.452	62	70	.886	31	90	121	4.8	37	21	9	52	60	231	9.2
2025	LVA																											
Career		280	120	5487	975	2001	.487	66	226	.292	909	1775	.512	.504	532	687	.774	455	967	1422	5.1	303	213	249	435	658	2548	9.1



## KIAH STOKES • No. 41

Center • 6-3 • Connecticut '15 • 10th Year

### WNBA CAREER HIGHLIGHTS

- 2022 & 2023 WNBA Champion
- 2015 WNBA All-Defensive 2nd Team
- 2015 All-Rookie Team

### 2025 (LAS VEGAS)

- Missed the July 27 game at Dallas (illness)

### 2024 (LAS VEGAS)

- Suffered a potential concussion with 9.5 seconds remaining in the 3rd quarter of the Aces Semifinal Game 2 against the New York Liberty and did not return. She missed the final two games.

### 2023 (LAS VEGAS)

- Won the WNBA Championship.
- Opened the playoffs with a 15-rebound performance, which at the time was the second-highest in Aces playoff history, and also is her playoff career high.
- Grabbed 10 boards on Sept. 17, her first back-to-back games with double-digit rebounding since 2021.
- Missed Game 4 of the Finals (right foot).
- Hauled in a career- high-tying 17 rebounds at Chicago on July 25.
- Had 4 double-digit re-bounding games...Moved into the starting line-up for the final 22 games after Candace Parker was sidelined (left foot).

### 2022 (LAS VEGAS)

- Missed first 4 games of year (overseas) .
- Led or tied for team lead in rebounds 3 times

### 2021 (LAS VEGAS)

- Signed on July 2 but did not play that day.
- Averaged 9.0 rpg. in 8 starts

### 2016 (NEW YORK)

- Missed the final 7 games of the regular season with a hip injury.
- Set a WNBA record for highest rebound aveage by a player who didn't start a game.

### 2019 (NEW YORK)

- Did Not Play (personal reasons)

### 2017 (NEW YORK)

- Led the team in blocked shots and ranked second in rebounding.

### COLLEGIATE HIGHLIGHTS

- During her four years, UConn posted a 146-10 (.936) record, claimed the 2013, 2014 and 2015 NCAA Championships, advanced to the 2012 Final Four and claimed two conference regular season titles and three conference tournament crowns.
- 2015 American Athletic Conference Defensive Player of the Year.
- Set a UConn single-season blocked shots record (147) as a senior and capped her career ranked No. 3 among all-time UConn blocks leaders (325).

### PERSONAL

- Father Greg was an All-American basketball player at Iowa who played for the Philadelphia 76ers and won gold with the 1983 USA Pan Ameri-can Games Team.
- Majored in psychology

### GO TO KIAH STOKES' COMPLETE BIO ONLINE

- Online bio includes items such as expanded WNBA statistics, more notes, college, international and USA Basketball statistics, and more!

### RECORD WITHOUT

Year	Games Missed	Record With	Record Without
2015	0	23-11	0- 0
2016	7	19- 8	2- 5
2017	0	22-12	0- 0
2018	4	6-24	1- 3
2019	34	0- 0	10-24
2020	0	2-20	0- 0
2021	9	14-10	6- 3
2022	5	22- 9	4- 1
2023	0	34- 6	0- 0
2024	1	26-13	1- 0
2025	2	15-14	2-0
Totals	62	183-126	26-36

KIAH STOKES • No. 41

WNBA RANKINGS										2025 REGULAR SEASON HIGHS			
	PPG	RPG	APG	SPG	BPG	MPG	FG%	3G%	FT%	PTS			
2015	---	12	---	---	4	---	---	---	---	REBS	14	2x, last @ Minnesota	June 17
2016	---	7th	---	---	6	---	---	---	---	ASTS	2	Phoenix	June 15
2017	---	17	---	---	11	---	---	---	---	STLS	2	2x, Seattle	June 20
2018	---	---	---	---	18	---	---	---	---	BLKS	2	4x, last @ Minnesota	July 25
2019	DNP -- Personal									MINS	32:51	2x, last vs Atlanta	July 22
2020	---	16	---	---	9	---	---	---	---			Dallas	June 13
2021	---	22	---	---	---	---	---	---	---	CAREER REGULAR SEASON HIGHS			
2022	---	---	---	---	18	---	---	---	---	PTS	23	Phoenix	June 4, 2017
2023	---	21	---	---	16	---	---	---	---	REBS	17	2x, Last @ Chicago	July 25, 2023
2024	---	26	---	---	15	---	---	---	---	ASTS	7	@ Chicago	Sept. 17, 2021
2025	---	---	---	---	---	---	---	---	---	STLS	4	Atlanta	Sept. 1, 2015
										BLKS	8	Connecticut	July 16, 2015
										MINS	38	Atlanta	June 22, 2016

SEASON HIGHS													
	PTS	REBS	ASTS	STLS	BLKS	MIN	FGM	FGA	3PM	3PA	FTM	FTA	
2015	13	11	4	4	8	35:33	6	8	0	1	5	6	
2016	12	14	2	2	4	37:46	6	8	0	0	5	8	
2017	23	17	4	2	3	30:47	6	10	0	1	11	12	
2018	12	15	3	2	3	33:38	5	7	0	0	2	4	
2019	DNP--Personal												
2020	15	12	4	2	3	36:29	6	12	5	8	2	2	
2021	5	13	7	2	3	34:53	2	3	1	2	2	2	
2022	9	10	3	2	3	28:45	4	5	1	3	2	4	
2023	7	17	2	3	4	31:21	3	6	1	3	2	2	
2024	11	12	3	2	6	27:32	4	6	3	4	2	4	
2025	7	14	2	2	2	32:51	3	7	1	2	2	2	

MILESTONES REACHED			
Mark	Opponent	Date	Game #
1st Point	@ Los Angeles	5/21/2015	1
1,000th Point	@ Los Angeles	7/7/2024	261
1,000th Rebound	Chicago	9/2/2021	166
1,500th Rebound	Connecticut	6/21/2024	256
200th Assist	@ Chicago	8/25/2024	270

UPCOMING MILESTONES			
Mark	Category	Current	Needs
n/a			

10+ REBOUNDS & ASSISTS GAMES			
	REB	ASTS	DUB-DUBS
YEAR	10+	10+	PT/REB
2015	7	0	3
2016	6	0	0
2017	8	0	4
2018	5	0	1
2019	DNP--Personal		
2020	2	0	0
2021	5	0	0
2022	1	0	0
2023	4	0	0
2024	3	0	0
2025	1	0	0
Totals	42	0	8

10+ POINT GAMES		
SCORING		
YEAR	10+	20+
2015	5	0
2016	5	0
2017	5	1
2018	2	0
2019	DNP--Personal	
2020	5	0
2021	0	0
2022	0	0
2023	1	0
2024	1	0
2025	0	0
Totals	23	1

CAREER REGULAR SEASON STATISTICS																												
YEAR	TM	G	GS	MP	FGM	FGA	FG%	3PM	3PA	3P%	2PM	2PA	2P%	eFG%	FT	FTA	FT%	OR	DR	REB	RPG	A	S	B	TO	PF	PTS	PPG
2015	NYL	34	6	862	82	150	.547	0	2	.000	82	148	.554	.547	33	48	.688	60	159	219	6.4	26	24	67	37	76	197	5.8
2016	NYL	27	0	650	75	117	.641	0	0	----	75	117	.641	.641	37	59	.627	63	138	201	7.5	20	18	38	30	77	187	6.9
2017	NYL	34	12	666	60	113	.531	0	1	.000	60	112	.536	.531	43	54	.796	77	137	214	6.3	30	12	39	40	94	163	4.8
2018	NYL	30	4	427	42	77	.545	0	0	----	42	77	.545	.545	8	15	.533	43	91	134	4.5	12	11	19	21	56	92	3.1
2019	DNP--Personal																											
2020	NYL	22	22	601	51	137	.372	20	85	.235	31	52	.596	.445	4	7	.571	28	119	147	6.7	26	11	26	28	45	126	5.7
2021	NYL	9	0	135	6	11	.545	1	2	.500	5	9	.556	.591	2	2	1.000	8	30	38	4.2	5	4	6	6	14	15	1.7
2021	LVA	15	8	308	10	17	.588	0	0	----	10	17	.588	.588	2	4	.500	27	65	92	6.1	15	6	10	7	19	22	1.5
2021	TOT	24	8	443	16	28	.571	1	2	.500	15	26	.577	.589	4	6	.667	35	95	130	5.4	20	10	16	13	33	37	1.5
2022	LVA	31	4	475	26	61	.426	5	24	.208	21	37	.568	.467	13	16	.813	29	107	136	4.4	20	14	25	18	39	70	2.3
2023	LVA	40	22	792	36	83	.434	5	27	.185	31	56	.554	.464	9	18	.500	45	189	234	5.9	23	26	39	17	70	86	2.2
2024	LVA	39	29	717	20	62	.323	9	40	.225	11	22	.500	.395	6	9	.667	23	161	184	4.7	28	21	33	15	68	55	1.4
2025	LVA	29	18	448	17	47	.362	3	20	.150	14	27	.519	.394	5	8	.625	26	102	128	4.4	16	15	12	15	44	42	1.4
Career		310	125	6080	425	875	.486	43	201	.214	382	674	.567	.510	162	240	.675	428	1298	1726	5.6	221	162	314	235	602	1055	3.4





## A'JA WILSON • No. 22

Center/Forward • 6-4 • South Carolina '18 • 7th Year

### WNBA CAREER HIGHLIGHTS

- 2022 & 2023 WNBA Champion
- 2023 WNBA Finals M'VP
- 2024, 2022 & 2020 WNBA M'VP
- 2023 & 2022 WNBA Defensive Player of the Year
- 2023, 2022 & 2020 All-WNBA First Team
- 2021 All-WNBA Second Team
- 2024, 2023 & 2022 WNBA All-Defensive First Team
- 2020 WNBA All-Defensive Second Team
- 2024, 2023, 2022, 2021, 2019 & 2018 All-Star
- 2023, 2022 & 2019 All-Star Team Captain
- 2023 & 2022 WNBA All-Star Leading Vote-Getter
- 2018 WNBA Rookie of the Year (unanimous)
- 2018 WNBA All-Rookie Team
- 12-time Western Conference Player of the Month (May, June, July and Sept. 2024; June, July and Aug. 2023; May and July 2022; June 2021; Aug. and Sept. 2020)
- 22-time Western Conference Player of the Week (6 times in 2024, 5 times in 2023, 5 times in 2022, 2 times each in 2019 and 2020, 1 time each in 2018 and 2021)
- 3-time WNBA Rookie of the Month (2018).

### 2025 (LAS VEGAS)

•

### 2024 (LAS VEGAS)

- Became the first player in WNBA history to score 1'000 points in a single season.
- Named M'VP for the 3rd time (4th player with three MVPs)
- Is the first player in league history to lead the W in points, rebounds and blocked shots in the same season.
- Opened the year with five-straight 20-point, 10-rebound performances.
- Named May, June and July Western Conference Player of the Month.
- Became the franchise's leading scorer on July 7 and leading rebounder on June 29.

### 2023 (LAS VEGAS)

- Won the WNBA Championship and earned WNBA Finals M'VP after averaging 21.3 ppg, 12.5 rpg and 1.3 bpg in the Finals.
- Grabbed a league Finals-record 16 defensive rebounds in Game 4.
- Scored 30 or more points in a WNBA playoff record 3-straight games (38 points vs Chicago in Game 1 of the First Round, 34 points vs Dallas in Game 2 of the Semifinals and 30 points vs Dallas in Game 3) WNBA and Associated Press Defensive Player of the Year and WNBA All-Defensive First Team.
- WNBA All-Star leading vote-getter.
- 3-time Western Conference Player of the Month and 5-time Western Conference Player of the Week.
- Scored 30 or more points 9 times, 6 in the regular season and 3 in the playoffs.
- Tied a then-franchise scoring record with 40 points vs. the Mystics on Aug. 11; rewrote the record with a WNBA record-tying 53 points on Aug. 22 at Atlanta.

### 2022 (LAS VEGAS)

- Named WNBA MVP for 2nd time (7th player with multiple MVPs).

### 2020 (LAS VEGAS)

- Named WNBA MVP (5th youngest in history)

### 2019 (LAS VEGAS)

- Led or tied for the team lead in scoring on 11 occasions, in rebounding on 9 occasions, and in assists 1 time.
- Reached double figures in scoring on 23 occasions and in rebounding on 3 occasions.
- Missed 8 games due to injury (ankle).

### 2018 (LAS VEGAS)

- Scored the second most points by a rookie (35) in franchise history at Indiana on June 12.

### INTERNATIONAL (USA)

- Led the USA to the gold medal and a 6-0 record at the 2024 Olympics; averaged team-highs of 18.7 ppg, 10.2 rpg, 1.5 spg and 2.7 bpg, while finishing **ranked 3rd for scoring, 2nd for rebounding and 1st for blocked shots among the 12-team field.**
- 2020 Olympic gold medalist
- 2022, 2018 FIBA World Cup gold medalist & 2022 FIBA World Cup M'VP.
- 2013 & 2015 FIBA U19 World Cup gold medalist & 2015 FIBA U19 M'VP
- 2014 FIBA Americas U18 gold medalist

### COLLEGIATE HIGHLIGHTS

- 2017 NCAA Champion
- 2017 Final Four Most Outstanding Player
- 2018 National Player of the Year (consensus)
- 4-time All-American
- 2-time SEC Defensive Player of the Year

### PERSONAL

- Authored the New York Times bestselling book "Dear Black Girls: How to Be True to You."
- Announced her Nike signature shoe, the A'ONE, on May 11, 2024, in South Carolina.
- Named to the TIME100 as one of the 100 most influential people of 2024.
- Enjoys eating Chipotle and Chik-fil-A
- Father, Roscoe, played professional basketball internationally for 10 years.
- Is a member of the WNBA and WNBPA Social Justice Council.
- First WNBA player to partner with Mountain Dew.

### GO TO A'JA WILSON'S COMPLETE BIO ONLINE

- Online bio includes items such as expanded WNBA statistics, more notes, college, international and USA Basketball statistics, and more!

### RECORD WITHOUT

Year	Games Missed	Record With	Record Without
2018	0	14-19	0-0
2019	8	15-11	6-2
2020	0	18- 4	0-0
2021	0	24- 8	0-0
2022	0	26-10	0-0
2023	0	34- 6	0-0
2024	2	25- 12	1-1
2025	4	16-11	1-3
<b>Totals</b>	<b>14</b>	<b>173-81</b>	<b>8-6</b>

A'JA WILSON • NO. 22

WNBA RANKINGS										2025 REGULAR SEASON HIGHS				
	PPG	RPG	APG	SPG	BPG	MPG	FG%	3G%	FT%	PTS				
2018	3	6	---	---	6	16	24	---	---	REBS	18	@	Phoenix	June 29
2019	7	17	---	---	4	---	---	---	---	ASTS	7	2x,	last @ Dallas	July 27
2020	2	6	---	24	1	10	21	---	---	STLS	4	2x,	last vs Golden State	Aug. 3
2021	6	8	21	---	11	10	21	---	10	BLKS	4	4x,	last @ Dallas	July 27
2022	5	2	---	12	1	19	12	16	---	MINs	37:41		Washington	May 23
2023	3	2	---	10	1	23	3	---	30	CAREER REGULAR SEASON HIGHS				
2024	1	2	36	5	1	4	7	---	17					
2025	2	2	26	6	1	20	16	---	22	PTS	53	@	Atlanta	Aug. 22, 2023

SEASON HIGHS													
	PTS	REBS	ASTS	STLS	BLKS	MIN	FGM	FGA	3PM	3PA	FTM	FTA	
2018	35	16	8	3	7	39:32	16	24	0	0	14	18	
2019	39	12	5	3	7	40:52	14	20	0	1	11	14	
2020	31	16	4	4	5	38:52	11	21	0	0	12	12	
2021	30	15	8	4	3	43:18	10	24	1	1	12	12	
2022	35	16	5	4	5	37:56	13	24	3	5	13	15	
2023	53	15	5	5	6	36:27	17	25	1	3	20	21	
2024	42	20	6	6	6	41:28	16	28	3	6	13	14	
2025	37	18	7	4	4	37:41	16	25	1	3	11	13	

MILESTONES REACHED				UPCOMING CAREER MILESTONES			
Mark	Opponent	Date	Game #	Mark	Category	Current	Needs
1st Point	@ Connecticut	5/20/2018	1	5,500	Points	5,371	229
1,000th Point	Phoenix	8/20/2019	53	2,500	Rebounds	2,335	265
2,000th Point	Washington	8/17/2021	104				
3,000th Point	@ Connecticut	6/8/2023	157				
4,000th Point	@ Los Angeles	6/9/2024	198				
5,000th Point	Connecticut	6/25/2025	238				
1,000th Rebound	@ Chicago	5/28/2022	122				
2,000th Rebound	Atlanta	8/30/2024	220				
500th Assist	Washington	5/23/2025	230				
200th Steal	Phoenix	9/10/2023	189				
100th Block	@ Phoenix	9/8/2019	59				
400th Block	@ Seattle	7/10/2024	210				
500th Block	@ Golden State	8/6/2025	253				

10+ REBOUNDS & ASSISTS GAMES						10+ POINT GAMES					
	REB	REB	ASTS	DUB-DUBS		SCORING					
YEAR	10+	20+	10+	PT/REB	PT/AST	YEAR	10+	20+	30+	40+	50+
2018	10	0	0	10	0	2018	33	18	3	0	0
2019	3	0	0	3	0	2019	23	7	1	0	0
2020	7	0	0	7	0	2020	22	15	1	0	0
2021	17	0	0	17	0	2021	30	14	1	0	0
2022	17	0	0	17	0	2022	34	20	1	0	0
2023	22	0	0	22	0	2023	38	29	6	2	1
2024	23	1	0	23	0	2024	38	34	11	2	0
2025	13	0	0	13	0	2025	26	16	5	0	0
Totals	112	1	0	112	0	Totals	244	153	29	4	1

CAREER REGULAR SEASON STATISTICS																												
YEAR	TM	G	GS	MP	FG	FGA	FG%	3P	3PA	3P%	2P	2PA	2P%	eFG%	FT	FTA	FT%	OR	DR	REB	RPG	A	S	B	TO	PF	PTS	PPG
2018 *	LVA	33	33	1010	245	530	.462	0	0	----	245	530	.462	.462	192	248	.774	66	198	264	8.0	74	27	55	46	68	682	20.7
2019 *	LVA	26	25	739	158	330	.479	0	1	.000	158	329	.480	.479	114	144	.792	42	125	167	6.4	47	13	45	56	52	430	16.5
2020	LVA	22	22	697	166	346	.480	0	0	----	166	346	.480	.480	118	151	.781	34	154	188	8.5	45	27	44	35	49	450	20.5
2021 *	LVA	32	32	1021	207	466	.444	1	1	1.000	206	465	.443	.445	169	193	.876	63	235	298	9.3	98	28	40	46	49	584	18.3
2022 *	LVA	36	36	1080	260	519	.501	31	83	.373	229	436	.525	.531	152	187	.813	66	273	339	9.4	75	52	70	61	76	703	19.5
2023 *	LVA	40	40	1228	335	601	.557	9	29	.310	326	572	.570	.565	233	287	.812	82	298	380	9.5	64	55	89	62	85	912	22.8
2024 *	LVA	38	38	1308	385	743	.518	19	60	.317	366	683	.536	.531	232	275	.844	79	372	451	11.9	88	68	98	48	67	1021	26.9
2025 *	LVA	27	27	817	208	426	.488	11	37	.297	197	389	.506	.501	162	194	.835	51	197	248	9.2	89	44	59	63	58	589	21.8
Career		254	253	7901	1964	3961	.496	71	211	.336	1893	3750	.505	.505	1372	1679	.817	483	1852	2335	9.2	580	315	500	418	504	5371	21.1



# JACKIE YOUNG • No. 0

Guard • 5-11 • Notre Dame '19 • 6th Year

## WNBA CAREER HIGHLIGHTS

- 2022 & 2023 WNBA Championship
- 2022 WNBA Most Improved Player Award Winner
- 2023 All-WNBA Second Team
- 2024, 2023 & 2022 WNBA All-Star
- 1-time Western Conference Player of the Week

## INTERNATIONAL CAREER (USA)

- Claimed gold at the 2024 Paris Olympics and, along with Kelsey Plum, are the first to claim gold in both 3x3 and five-on-five; averaged 9.5 ppg, 2.3 apg and 1.5 spg.
- 2020 Olympic gold medalist (3x3)
- Helped the USA finish first at the 2024 Olympic Qualifying Tournament in Belgium.

## 2025 (LAS VEGAS)

- 

## 2024 (LAS VEGAS)

- Notched a career-first points/assists double-double with 22 points and 11 assists against LA on May 18.

## 2023 (LAS VEGAS)

- Won WNBA Championship
- All-Star Game starter
- Named All-WNBA & Associated Press All-League Second Team
- Scored a career-high 30 points (12-18 FGs, 4-7 3pt FGs, 2-4 FTs) at LA on May 25
- Scored 20 or more points in 15 games
- Had 1 double-double with 24 points and 10 rebounds vs Chicago on Aug. 24

## 2022 (LAS VEGAS)

- Won WNBA Championship
- Named WNBA Most Improved Player
- Named WNBA Western Conference Player of the Week for games played May 16-22
- Scored in double figures in 30 of 34 games, including 11 games of 20 or more, and a season-high 26 vs. Connecticut on June 2

## 2021 (LAS VEGAS)

- Scored a career-high 29 points vs. Minnesota on Sept. 8
- Her 14 made field goals on September 8 vs. Minnesota were tied for the most in the league this year, and are the most by a WNBA player since the 2018 season
- Handed out a season-high 6 assists vs. Atlanta on July 4
- Picked up a season-high 4 steals vs. Dallas on Sept. 13.

## 2019 (LAS VEGAS)

- Became the second Notre Dame player to be drafted No. 1 overall (Jewell Loyd)
- Became the third junior to be drafted No. 1 overall (Candace Parker, Tennessee, 2008; Jewell Loyd, Notre Dame, 2015)
- Handed out a career-high 10 assists on 2 occasions—vs. Phoenix on August 20, and vs. Indiana on June 29.
- Recorded her first career double-double vs. Phoenix on August 20, handing out 10 assists and grabbing 10 rebounds. She narrowly missed a triple-double, scoring 8 points.
- Averaged 8.3 points, and 4.9 assists, while connecting on 38.9% of her 3-pointers, and 88.1% from the free throw line after the All-Star Break (14 regular season games).

## INTERNATIONAL (USA)

- One of the first two players to ever earn both 3x3 (2020) and 5x5 (2024) Olympic gold medals.
- Helped the USA to a 3-0 record and first place in 2024 FIBA Olympic Qualifying Tournament.
- Participated in the 2023 USA National Team training camp and two collegiate exhibition games against Duke and Tennessee; averaged 7.5 ppg, 4.5 apg and 2.0 spg (tied for team high) as the USA went 2-0.

- Invited to attend 2022 USA National Team training camp ahead of the 2022 FIBA World Cup, but did not attend due to the Las Vegas Aces WNBA Finals run.
- Member of the USA 3x3 World Beach Games Team, helped the USA to a 3-1 record at the event in Doha, Qatar, losing in the quarterfinals in overtime to Brazil.

## COLLEGIATE CAREER

- 2018 NCAA Champion
- 2019 AP All-America honorable mention
- 2019 ACC Tournament MVP
- 2019 All-ACC second team
- 2017 ACC All-Freshman Team
- Hit the game-tying jumper with 45 seconds remaining in the 2018 national championship game vs Mississippi State, knotting the score at 58-all. Also secured the steal with three seconds left that set-up Arike Ogunbowale's game-winning shot.

## HIGH SCHOOL CAREER

- 2016 Naismith Player of the Year
- 2016 Indiana's Miss Basketball

## PERSONAL

- Hails from Princeton, Indiana
- Has played professionally in the offseason in Australia, Israel and Turkey.

## GO TO JACKIE YOUNG'S COMPLETE BIO ONLINE

- Online bio includes items such as expanded WNBA statistics, more notes, college, international and USA Basketball statistics, and more!

## RECORD WITHOUT

Year	Games Missed	Record With	Record Without
2019	0	21-13	0-0
2020	0	18- 4	0-0
2021	0	24- 8	0-0
2022	2	24-10	2-0
2023	0	34- 6	0-0
2024	3	24-12	2-1
2025	0	17-14	0-0
Totals	5	162-66	3-1

**JACKIE YOUNG • No. 0**

WNBA RANKINGS										2025 REGULAR SEASON HIGHS				
	PPG	RPG	APG	SPG	BPG	MPG	FG%	3G%	FT%	PTS				
2019	---	---	---	---	---	---	---	---	---	REBS	11	@	Los Angeles	July 29
2020	---	---	23	---	---	---	16	---	---	ASTS	11	@	Los Angeles	July 29
2021	25	---	18	23	---	11	11	---	21	STLS	5	@	Golden State	Aug. 6
2022	12	---	14	13	---	3	22	3	13	BLKS	2	@	New York	July 8
2023	11	---	15	14	---	18	7	2	16	MINs	37:14		Los Angeles	June 11
2024	16	---	7	29	---	12	---	---	11	CAREER REGULAR SEASON HIGHS				
2025	12	---	11*	15*	---	25	29	---	4					
SEASON HIGHS										PTS	34	2x,	last vs Los Angeles	June 11, 2025
										REBS	11	2x,	last @ Los Angeles	July 29, 2025
										ASTS	14	@	Phoenix	Sept. 1, 2024
										STLS	4	5x,	Last vs. Los Angeles	Aug. 19, 2023
										BLKS	2	6x,	Last at New York	July 8, 2025
										MINs	41		Washington	June 25, 2022
2019	17	10	10	3	2	35:08	5	14	2	3	9	12		
2020	20	7	9	4	1	32:42	8	15	1	2	5	6		
2021	29	11	6	4	2	40:27	14	19	1	3	10	10		
2022	26	9	9	3	2	41:21	9	19	4	7	8	8		
2023	30	10	8	4	1	37:31	12	21	5	9	8	9		
2024	34	8	14	3	2	40:00	11	23	7	13	9	10		
2025	34	11	11	5	2	37:14	12	24	5	12	11	11		

MILESTONES REACHED			
Mark	Opponent	Date	Game #
1st Point	Los Angeles	5/26/2019	1
1,000th Point	Los Angeles	5/23/2022	96
2,000th Point	Chicago	8/24/2023	156
3,000th Point	@ New York	7/8/2025	218
500th Assist	New York	6/29/2023	137
500th Rebound	Minnesota	5/28/2023	126
200th Steal	New York	8/17/2024	186

UPCOMING MILESTONES			
Mark	Category	Current	Needs
1,000	Rebounds	933	67

10+ REBOUNDS & ASSISTS GAMES						
	REB	ASTS	DUB-DUBS		TRIP-DUB	
YEAR	10+	10+	PT/REB	PT/AST	REB/AST	P/R/A
2019	1	1	0	0	1	0
2020	0	0	0	0	0	0
2021	2	0	2	0	0	0
2022	0	0	0	0	0	0
2023	1	0	1	0	0	0
2024	0	5	0	5	0	0
2025	1	1	0	0	0	1
Totals	5	7	3	5	1	1

10+ POINT GAMES			
SCORING			
YEAR	10+	20+	30+
2019	7	0	0
2020	12	2	0
2021	21	4	0
2022	30	11	0
2023	37	15	1
2024	29	11	2
2025	26	10	2
Totals	162	53	5

CAREER REGULAR SEASON STATISTICS																												
YEAR	TM	G	GS	MP	FG	FGA	FG%	3P	3PA	3P%	2P	2PA	2P%	eFG%	FT	FTA	FT%	OR	DR	REB	RPG	A	S	B	TO	PF	PTS	PPG
2019	LVA	34	34	767	76	236	.322	14	44	.318	62	192	.323	.352	59	73	.808	23	88	111	3.3	153	26	12	53	47	225	6.6
2020	LVA	22	0	568	93	189	.492	3	13	.231	90	176	.511	.500	52	61	.852	18	77	95	4.3	67	15	2	35	39	241	11.0
2021	LVA	32	32	1018	155	307	.505	5	20	.250	150	287	.523	.513	75	90	.833	21	110	130	4.1	103	36	11	47	58	390	12.2
2022	LVA	34	34	1129	191	401	.476	50	116	.431	141	285	.495	.539	110	128	.859	43	105	148	4.4	132	48	8	43	81	542	15.9
2023	LVA	40	40	1259	249	476	.523	89	198	.449	160	278	.576	.617	117	135	.867	26	134	160	4.0	151	52	5	70	80	704	17.6
2024	LVA	37	37	1205	201	467	.430	70	208	.337	131	259	.506	.505	111	128	.867	26	135	161	4.4	197	37	8	78	92	583	15.8
2025	LVA	31	31	924	179	395	.453	51	155	.329	128	240	.533	.518	115	126	.913	37	91	128	4.1	141	41	9	73	82	524	16.9
Career		230	208	6868	1144	2470	.463	282	754	.374	862	1716	.502	.520	639	741	.862	193	740	933	4.1	944	255	55	399	479	3209	16.9



# LAS VEGAS ACES GAME NOTES (STATS & RANKINGS THROUGH GAMES OF AUGUST 8)

## 2025 GAME-BY-GAME RESULTS

DATE	OPP	H/A	W/L	SCORE	HOME REC	ROAD REC	Overall Record	ACES HIGH	PTS	ACES HIGH	REB	ACES HIGH	AST	OPP HIGH	PTS	ATTEND
5/17	NYL	A	L	92-78	0-0	0-1	0-1	Wilson	31	Wilson	16	Young	5	Stewart	25	17,344*
5/20	CON	A	W	87-62	0-0	1-1	1-1	Wilson	22	Wilson	10	Gray, Wilson	4	Charles	20	8,179
5/23	WAS	H	W	75-72	1-0	1-1	2-1	Young	25	Wilson	12	Wilson	5	Citron	19	10,509*
5/25	SEA	A	L	102-82	1-0	1-2	2-2	Wilson	15	Kitley, Wilson	5	Wilson	4	Ogwumike	23	10,634
5/30	WAS	H	W	96-81	2-0	1-2	3-2	Wilson	35	Wilson	13	Wilson	6	Plum	17	10,504*
6/1	SEA	A	W	75-70	2-0	2-2	4-2	Wilson	19	Loyd, Stokes, Wilson	7	Gray	6	Williams	20	10,201
6/7	GSV	A	L	95-68	2-0	2-3	4-3	Wilson	17	Loyd, Wilson	6	Young	3	Thornton	22	18,064*
6/11	LAS	H	L	97-89	2-1	2-3	4-4	Young	34	Wilson, Young	8	Wilson	5	Jackson	30	10,417*
6/13	DAL	H	W	88-84	3-1	2-3	5-4	Young	28	Stokes	8	Gray	5	Ogunbowale	26	10,428*
6/15	PHX	H	L	76-70	3-2	2-3	5-5	Gray	20	Stokes	14	Young	5	Sabally	22	10,497*
6/17	MIN	A	L	76-62	3-3	2-4	5-6	Loyd	12	Loyd, Stokes	8	Gray, Young	6	Williams	20	8,802*
6/20	SEA	H	L	90-83	3-3	2-4	5-7	Young	22	Wilson	14	Gray	7	Ogwumike	25	20,428*
6/22	IND	H	W	89-81	4-3	2-4	6-7	Wilson	24	Wilson, Young	7	Young	7	Boston	26	18,547*
6/25	CON	H	W	85-59	5-3	2-4	7-7	Wilson	22	Wilson, Young	8	Gray	6	Charles	18	10,432*
6/26	WAS	H	L	94-83	5-4	2-4	7-8	Wilson	22	Wilson	5	Gray	8	Citron	21	10,427*
6/29	PHX	A	W	84-81	5-4	3-4	8-8	Wilson	26	Wilson	18	Wilson	7	Thomas	16	13,247*
7/3	IND	A	L	81-54	5-4	3-5	8-9	Wilson	29	Smith	7	Evans, Nye	3	Mitchell	25	16,509
7/6	CON	A	W	86-68	5-4	4-5	9-9	Wilson	18	Smith	10	Gray	8	Morrow	12	8,476
7/8	NYL	A	L	87-78	5-4	4-6	9-10	Young	19	Gray, Young	7	Gray, Young	3	Ionescu	28	15,041
7/10	WAS	A	L	70-68	5-4	4-7	9-11	Loyd	20	Gray, Young	7	Gray, Young	3	Sykes	18	9,350*
7/12	GSV	H	W	104-102	6-4	4-7	10-11	Wilson	34	Wilson	16	Gray, Young	6	Hayes, Salaün	16	10,488*
7/16	DAL	A	W	90-86	6-4	5-7	11-11	Wilson	37	Wilson	10	Gray	7	Bueckers	20	6,153
7/22	ATL	H	W	87-72	7-4	5-7	12-11	Wilson	24	Wilson	12	Young	7	Gray	24	10,414*
7/24	IND	A	L	80-70	7-4	5-8	12-12	Wilson	20	Smith	10	Gray	4	Mitchell	21	16,166
7/25	MIN	A	L	109-78	7-4	5-9	12-13	Wilson	15	Wilson	7	Evans, Young	5	Collier	28	8,810*
7/27	DAL	A	W	106-80	7-4	6-9	13-13	Young	24	Wilson	10	Gray, Young	8	Ogunbowale	18	6,251*
7/29	LAS	A	W	89-74	7-4	7-9	14-13	Wilson	34	Young	11	Young	11	Plum	22	12,449
8/2	MIN	H	L	111-58	7-5	7-9	14-14	Loyd	12	Wilson	5	Evans, Gray	4	McBride	24	10,488*
8/3	GSV	H	W	101-77	8-5	7-9	15-14	Loyd	27	Wilson	14	Young	8	Rupert	17	10,445*
8/6	GSV	A	W	78-72	8-5	8-9	16-14	Wilson	27	Smith	9	Young	4	Hayes	14	18,064*
8/8	SEA	H	W	90-86	9-5	8-9	17-14	Wilson	29	Smith, Wilson	12	Gray, Young	5	Malonga	22	10,415*
8/10	CON	H														
8/13	NYL	H														
8/15	PHX	A														
8/17	DAL	H														
8/19	ATL	H														
8/21	PHX	H														
8/23	WAS	A														
8/25	CHI	A														
8/27	ATL	A														
9/4	MIN	H														
9/7	CHI	H														
9/9	CHI	H														
9/11	LAS	A														





## ACES 2025 GAME-BY-GAME STATS

## 2025 REGULAR SEASON (15-14)

HIGH/LOWS	PTS	FGM	FGA	FG%	3PM	3PA	3P%	FTM	FTA	FT%	ORB	DRB	REB	AT	TO	ST	BK	PF	+/-
High (lows listed for TO, PF)	106	36	82	54.0	18	40	57.9	26	30	100.0	18	35	46	30	6	13	9	10	26
Highs (highs listed for TO, PF)	54	16	60	26.2	2	15	12.0	7	8	50.0	2	18	22	11	22	4	1	27	-53

GAME	W/L	MIN	PTS	FGM	FGA	FG%	3PM	3PA	3P%	FTM	FTA	FT%	ORB	DRB	REB	AT	TO	ST	BK	PF	+/-
8/08 - LVA vs SEA	W	40	90	31	69	44.9	10	22	45.5	18	23	78.3	11	27	38	20	13	5	3	16	4
8/06 - LVA @ GSV	W	40	78	27	60	45.0	5	27	18.5	19	25	76.0	9	22	31	15	16	9	5	19	6
8/03 - LVA vs GSV	W	40	101	35	76	46.1	18	40	45.0	13	16	81.3	18	28	46	24	16	10	3	15	24
8/02 - LVA vs MIN	L	40	58	23	67	34.3	8	26	30.8	4	8	50.0	4	18	22	18	16	6	7	17	-53
7/29 - LVA @ LAS	W	40	89	36	78	46.2	9	32	28.1	8	8	100.0	12	24	36	25	14	13	6	17	15
7/27 - LVA @ DAL	W	40	106	36	74	48.6	15	36	41.7	19	24	79.2	11	26	37	30	10	6	7	19	26
7/25 - LVA @ MIN	L	40	78	27	71	38.0	8	26	30.8	16	23	69.6	10	20	30	15	6	7	4	27	-31
7/24 - LVA @ IND	L	40	70	27	67	40.3	2	15	13.3	14	17	82.4	9	28	37	12	14	7	3	21	-10
7/22 - LVA vs ATL	W	40	87	31	69	44.9	6	20	30.0	19	21	90.5	5	29	34	20	13	13	4	18	15
7/16 - LVA @ DAL	W	40	90	34	71	47.9	5	15	33.3	17	26	65.4	11	29	40	23	16	8	9	11	4
7/12 - LVA vs GSV	W	40	104	34	62	54.8	6	21	28.6	30	35	85.7	8	22	30	21	9	4	2	20	2
7/10 - LVA @ WAS	L	40	68	27	71	38.0	3	25	12.0	11	14	78.6	7	24	31	12	13	8	5	20	-2
7/08 - LVA @ NYL	L	40	78	26	61	41.0	7	26	26.9	21	24	87.5	7	25	32	13	16	2	7	22	-9
7/06 - LVA @ CON	W	40	86	34	63	54.0	9	26	34.6	9	13	69.2	7	28	35	21	16	9	6	15	18
7/03 - LVA @ IND	L	40	54	16	61	26.2	3	16	18.8	19	22	86.4	8	18	26	12	19	4	1	21	-27
6/29 - LVA @ PHX	W	40	84	26	60	43.3	9	24	37.5	23	26	88.5	5	31	36	20	13	5	3	19	3
6/26 - LVA vs WAS	L	40	83	33	66	50.0	6	23	26.1	11	12	91.7	2	25	27	21	9	4	7	24	-11
6/25 - LVA vs. CON	W	40	85	30	70	42.9	11	28	39.3	14	16	87.5	10	35	45	18	15	6	7	14	26
6/22 - LVA vs. IND	W	40	89	32	71	45.1	6	20	30.0	19	21	90.5	8	23	31	19	13	9	3	11	8
6/20 - LVA vs SEA	L	40	83	29	61	47.5	11	19	57.9	14	21	66.7	6	24	30	20	14	5	5	16	-7
6/17 - LVA @ MIN	L	40	62	23	64	35.9	9	24	37.5	7	9	77.8	8	26	34	18	21	4	4	21	-14
6/15 - LVA vs PHX	L	40	70	23	64	35.9	9	28	32.1	15	16	93.8	11	27	38	14	22	6	4	13	-6
6/13 - LVA vs DAL	W	40	88	26	62	41.9	10	29	34.5	26	28	92.9	10	26	36	15	18	10	4	12	4
6/11 - LVA vs. LAS	L	40	89	27	72	37.5	9	35	25.7	26	29	89.7	9	19	28	12	9	8	4	24	-8
6/02 - LVA @ GSV	L	40	68	22	62	35.5	6	25	24.0	18	25	72.0	7	24	31	11	13	5	2	14	-27
6/01 - LVA @ SEA	W	40	75	27	64	42.2	10	25	40.0	11	14	78.6	6	25	31	17	18	11	4	17	5
5/30 - LVA vs. LAS	W	40	96	32	70	45.7	12	25	48.0	20	23	87.0	6	24	30	22	11	12	7	16	15
5/25 - LVA @ SEA	L	40	82	29	66	43.9	9	25	36.0	15	20	75.0	5	20	25	19	13	7	8	10	-20
5/23 - LVA vs. WAS	W	40	75	24	69	34.8	8	33	24.2	19	20	95.0	7	25	32	15	10	9	6	18	3
5/20 - LVA @ CON	W	40	87	26	67	38.8	10	26	38.5	25	30	83.3	12	29	41	16	13	9	4	18	25
5/17 - LVA @ NYL	L	40	78	28	82	34.1	11	32	34.4	11	13	84.6	12	29	41	18	10	4	2	20	-14

## 2025 PRESEASON (2-0)

GAME	W/L	MIN	PTS	FGM	FGA	FG%	3PM	3PA	3P%	FTM	FTA	FT%	ORB	DRB	REB	AT	TO	ST	BK	PF	+/-
5/2 - LVA vs DAL	W	40	112	38	78	.487	14	32	.438	22	25	.888	12	28	40	27	9	14	5	11	34
5/6 - LVA vs PHX	W	40	85	29	70	.414	8	27	.296	19	23	.826	6	21	27	17	10	10	5	9	1

2025 LAS VEGAS ACES STATISTICS (17-14)

PLAYER	GP-GS	MIN	FGM-FGA	FG%	3-POINT			FTM-FTA	FT%	--- REBOUNDS ---			AST	PF-DQ	STL	TO	BLK	PTS/AVG		
					FGM-FGA	FG%	FT%			OFF	DEF	TOT/AVG								
Wilson, A	27-27	816:38	208 - 426	48.8	11-37	29.7	162 - 194	83.5	51	197	248/9.2	89	58-0	44	63	59	589/21.8			
Young, J	31-31	923:36	179 - 395	45.3	51-155	32.9	115 - 126	91.3	37	91	128/4.1	141	82-0	41	73	9	524/16.9			
Loyd, J	31-25	881:27	119 - 308	38.6	66-176	37.5	48 - 57	84.2	42	73	115/3.7	57	64-0	30	41	6	352/11.4			
Gray, C	31-31	932:48	114 - 270	42.2	43-123	35.0	72 - 81	88.9	20	104	124/4.0	141	64-0	39	97	21	343/11.1			
Smith, N	15-14	331:40	48 - 86	55.8	2-6	33.3	20 - 36	55.6	36	56	92/6.1	10	54-1	12	21	7	118/7.9			
Evans, D	31-0	543:39	69 - 194	35.6	20-67	29.9	35 - 48	72.9	5	26	31/1.0	64	38-0	13	25	3	193/6.2			
Nye, A	31-0	537:35	51 - 136	37.5	32-90	35.6	12 - 15	80.0	11	41	52/1.7	16	46-0	10	22	7	146/4.7			
Bell, K	24-6	256:52	34 - 106	32.1	18-71	25.4	11 - 11	100	12	26	38/1.6	9	14-0	7	9	9	97/4.0			
Mitchell, T	16-2	210:03	16 - 41	39.0	4-13	30.8	23 - 29	79.3	6	23	29/1.8	7	25-0	6	14	3	59/3.7			
Gustafson, M	12-0	166:46	13 - 40	32.5	9-28	32.1	7 - 15	46.7	7	21	28/2.3	4	30-0	2	5	4	42/3.5			
Stokes, K	29-18	447:52	17 - 47	36.2	3-20	15.0	5 - 8	62.5	26	102	128/4.4	16	44-0	15	15	12	42/1.4			
Kitley, E	12-1	98:12	7 - 23	30.4	0-1	0.0	1 - 2	50.0	4	13	17/1.4	1	18-0	4	7	6	15/1.3			
Holmes, J	6-0	28:47	3 - 12	25.0	1-5	20.0	0 - 0	0.0	2	4	6/1.0	0	5-0	0	2	0	7/1.2			
Bradford, C	4-0	24:09	2 - 6	33.3	0-2	0.0	0 - 0	0.0	2	3	5/1.3	1	3-0	2	1	0	4/1.0			
ACES	31	6200	880 - 2090	42.1	260-794	32.7	511 - 622	82.2	261	780	1264/40.8	556	545-1	225	430	146	2531/81.6			
OPPONENTS	31	6200	940 - 2135	44.0	236-700	33.7	451 - 556	81.1	276	827	1357/43.8	640	567-3	211	420	80	2567/82.8			
-----SINGLE GAME HIGHS-----																				
-----AVERAGE PER GAME-----										-----AVERAGE PER 48 MIN-----										
PLAYER	MIN	REB	AST	STL	TO	BLK	PTS	MIN	REB	AST	STL	TO	BLK	PTS	REB	AST	STL	TO	BLK	PTS
Wilson, A	37:41	18	7	4	7	4	37	30.2	9.2	3.3	1.63	2.3	2.19	21.8	12.1	4.4	2.16	3.1	2.89	28.9
Young, J	37:13	11	11	5	6	2	34	29.8	4.1	4.5	1.32	2.4	0.29	16.9	5.5	6.1	1.78	3.2	0.39	22.7
Loyd, J	34:14	8	5	4	3	1	27	28.4	3.7	1.8	0.97	1.3	0.19	11.4	5.2	2.6	1.36	1.9	0.27	16.0
Gray, C	37:34	10	8	4	7	3	28	30.1	4.0	4.5	1.26	3.1	0.68	11.1	5.3	6.0	1.67	4.2	0.90	14.7
Smith, N	31:24	12	2	2	3	2	11	22.1	6.1	0.7	0.80	1.4	0.47	7.9	11.1	1.2	1.45	2.5	0.84	14.2
Evans, D	24:36	4	5	2	3	1	18	17.5	1.0	2.1	0.42	0.8	0.10	6.2	2.3	4.7	0.96	1.8	0.22	14.2
Nye, A	26:32	6	3	1	2	2	16	17.3	1.7	0.5	0.32	0.7	0.23	4.7	3.9	1.2	0.74	1.6	0.52	10.9
Bell, K	22:13	4	1	2	2	1	19	10.7	1.6	0.4	0.29	0.4	0.38	4.0	5.9	1.4	1.09	1.4	1.40	15.1
Mitchell, T	21:02	5	2	1	4	1	10	13.1	1.8	0.4	0.38	0.9	0.19	3.7	5.5	1.3	1.14	2.7	0.57	11.2
Gustafson, M	22:12	6	1	1	2	3	8	13.9	2.3	0.3	0.17	0.4	0.33	3.5	6.7	1.0	0.48	1.2	0.96	10.1
Stokes, K	32:50	14	2	2	3	2	7	15.4	4.4	0.6	0.52	0.5	0.41	1.4	11.4	1.4	1.34	1.3	1.07	3.8
Kitley, E	17:49	5	1	2	2	2	11	8.2	1.4	0.1	0.33	0.6	0.50	1.3	6.9	0.4	1.63	2.9	2.44	6.1
Holmes, J	06:32	2	0	0	1	0	3	4.8	1.0	0.0	0.00	0.3	0.00	1.2	8.3	0.0	0.00	2.8	0.00	9.7
Bradford, C	08:23	3	1	1	1	0	2	6.0	1.3	0.3	0.50	0.3	0.00	1.0	8.3	1.7	3.31	1.7	0.00	6.6

2025 CONNECTICUT SUN STATISTICS (5-24)


PLAYER	GP-GS	MIN	FGM-FGA	FG%	3-POINT			FTM-FTA	FT%	--- REBOUNDS ---					AST	PF-DQ	STL	TO	BLK	PTS/AVG
					FGM-FGA	FG%	FTM-FTA			FT%	OFF	DEF	TOT/AVG							
Charles, T	29-28	839:38	166 - 404	41.1	9-32	28.1	129 - 148	87.2	45	125	170/5.9	50	55-0	24	66	13			470/16.2	
Mabrey, M	20-19	602:18	103 - 293	35.2	44-153	28.8	43 - 49	87.8	15	77	92/4.6	78	63-1	13	61	8			293/14.7	
Hartley, B	29-23	662:57	87 - 241	36.1	47-125	37.6	60 - 74	81.1	7	51	58/2.0	89	74-0	24	52	0			281/9.7	
Lacan, L	12-3	279:42	43 - 89	48.3	6-29	20.7	16 - 17	94.1	10	22	32/2.7	33	40-0	28	19	1			108/9.0	
Nelson-Ododa, O	28-20	641:38	89 - 174	51.1	0-1	0.0	64 - 90	71.1	50	103	153/5.5	23	70-2	19	35	37			242/8.6	
Sheldon, J	28-17	675:57	79 - 168	47.0	35-85	41.2	18 - 20	90.0	21	33	54/1.9	55	67-1	27	30	6			211/7.5	
Rivers, S	27-22	677:03	77 - 201	38.3	18-68	26.5	29 - 41	70.7	19	58	77/2.9	75	47-0	42	39	23			201/7.4	
Morrow, A	26-8	430:46	66 - 175	37.7	9-44	20.5	43 - 53	81.1	47	101	148/5.7	13	53-0	17	31	11			184/7.1	
Brown, J	10-0	131:07	14 - 37	37.8	8-18	44.4	1 - 2	50.0	4	8	12/1.2	1	17-0	5	5	2			37/3.7	
Peters, H	25-2	323:28	22 - 67	32.8	5-30	16.7	8 - 11	72.7	19	39	58/2.3	22	40-0	10	20	3			57/2.3	
Allen, L	21-3	266:50	15 - 41	36.6	2-13	15.4	9 - 11	81.8	0	13	13/0.6	42	22-0	6	22	4			41/2.0	
Diaby, K	13-0	103:28	7 - 14	50.0	0-0	0.0	11 - 14	78.6	3	10	13/1.0	5	19-0	6	12	1			25/1.9	
Marshall, R	10-0	63:38	7 - 18	38.9	0-1	0.0	4 - 7	57.1	5	14	19/1.9	3	6-0	1	5	1			18/1.8	
Touré, M	6-0	38:39	3 - 10	30.0	2-6	33.3	0 - 0	0.0	0	1	1/0.2	2	8-0	4	3	0			8/1.3	
Parks, R	6-0	62:52	1 - 5	20.0	0-4	0.0	0 - 0	0.0	1	8	9/1.5	2	7-0	2	1	0			2/0.3	
Edwards, A	0-0	0	0 - 0	0.0	0-0	0.0	0 - 0	0.0	0	0	0/0.0	0	0-0	0	0	0			0/0.0	
SUN	29	5800	779 - 1937	40.2	185-609	30.4	435 - 537	81.0	246	663	1118/38.6	493	588-4	228	423	110			2178/75.1	
OPPONENTS	29	5800	884 - 1891	46.7	246-710	34.6	520 - 653	79.6	257	790	1282/44.2	620	523-2	226	440	114			2534/87.4	
-----SINGLE GAME HIGHS-----																				
-----AVERAGE PER GAME-----										-----AVERAGE PER 48 MIN-----										
PLAYER	MIN	REB	AST	STL	TO	BLK	PTS	MIN	REB	AST	STL	TO	BLK	PTS	REB	AST	STL	TO	BLK	PTS
Charles, T	36:26	11	3	3	11	2	29	29.0	5.9	1.7	0.83	2.3	0.45	16.2	8.1	2.4	1.14	3.1	0.62	22.4
Mabrey, M	39:00	10	8	3	6	2	34	30.1	4.6	3.9	0.65	3.1	0.40	14.7	6.1	5.2	0.86	4.1	0.53	19.5
Hartley, B	32:34	5	6	2	4	0	25	22.9	2.0	3.1	0.83	1.8	0.00	9.7	3.5	5.4	1.45	3.1	0.00	17.0
Lacan, L	31:59	7	7	6	4	1	19	23.3	2.7	2.8	2.33	1.6	0.08	9.0	4.6	4.7	4.00	2.7	0.14	15.4
Nelson-Ododa, O	34:02	14	3	3	4	5	18	22.9	5.5	0.8	0.68	1.3	1.32	8.6	9.5	1.4	1.18	2.2	2.31	15.1
Sheldon, J	33:12	5	7	4	4	1	16	24.1	1.9	2.0	0.96	1.1	0.21	7.5	3.2	3.3	1.60	1.8	0.36	12.5
Rivers, S	34:53	7	7	4	3	2	20	25.1	2.9	2.8	1.56	1.4	0.85	7.4	4.5	4.4	2.48	2.3	1.36	11.9
Morrow, A	26:56	12	3	5	4	2	20	16.6	5.7	0.5	0.65	1.2	0.42	7.1	13.7	1.2	1.58	2.9	1.02	17.1
Brown, J	20:55	2	1	2	1	1	13	13.1	1.2	0.1	0.50	0.5	0.20	3.7	3.7	0.3	1.53	1.5	0.61	11.3
Peters, H	24:52	6	3	2	3	1	12	12.9	2.3	0.9	0.40	0.8	0.12	2.3	7.2	2.7	1.24	2.5	0.37	7.0
Allen, L	24:01	2	8	2	3	2	7	12.7	0.6	2.0	0.29	1.0	0.19	2.0	1.9	6.3	0.90	3.3	0.60	6.1
Diaby, K	17:48	3	2	1	2	1	5	8.0	1.0	0.4	0.46	0.9	0.08	1.9	5.0	1.9	2.32	4.6	0.39	9.7
Marshall, R	10:57	6	2	1	2	1	5	6.4	1.9	0.3	0.10	0.5	0.10	1.8	11.9	1.9	0.63	3.1	0.63	11.3
Touré, M	09:24	1	1	2	1	0	6	6.4	0.2	0.3	0.67	0.5	0.00	1.3	1.0	2.1	4.14	3.1	0.00	8.3
Parks, R	20:02	3	2	1	1	0	2	10.5	1.5	0.3	0.33	0.2	0.00	0.3	5.7	1.3	1.27	0.6	0.00	1.3
Edwards, A	0	0	0	0	0	0	0	0.0	0.0	0.0	0.00	0.0	0.00	0.0	0.0	0.0	0.00	0.0	0.00	0.0

# LAS VEGAS ACES | MEDIA CHEAT SHEET



1

**KIERSTAN BELL**  
Guard | 6-1 | 176  
FGCU | 4th Year



11

**DANA EVANS**  
Guard | 5-6 | 145  
Louisville | 5th Year




12

**CHELSEA GRAY**  
Guard | 5-11 | 170  
Duke | 11th Year



17

**MEGAN GUSTAFSON**  
C | 6-4 | 195  
Iowa | 7th Year



24

**JEWELL LOYD**  
Guard | 5-11 | 175  
Notre Dame | 11th Year



13

**AALIYAH NYE**  
G/F | 6-0 | n/a  
Alabama | Rookie




32

**CHEYENNE PARKER-TYUS**  
F | 6-4 | 193  
Middle Tenn. | 11th Year



3

**NALYSSA SMITH**  
Forward | 6-4 | 185  
Baylor | 4th Year



41

**KIAH STOKES**  
Center | 6-3 | 191  
Connecticut | 10th Year



22

**A'JA WILSON**  
Center | 6-4 | 195  
South Carolina | 8th Year



0

**JACKIE YOUNG**  
Guard | 6-0 | 165  
Notre Dame | 7th Year



**BECKY HAMMON**  
Head Coach



**CHARLENE THOMAS-SWINSON**  
Assistant Coach



**TY ELLIS**  
Assistant Coach



**LARRY LEWIS**  
Assistant Coach

Head Coach: Becky Hammon  
Assistant Coach: Charlene Thomas-Swinson  
Assistant Coach: Ty Ellis  
Assistant Coach: Larry Lewis  
Player Development Coach: John Lucas III  
Director of Health and Performance: Ciara Burgi  
Lead Rehabilitation Specialist: Jerrica Thomas  
Lead Athletic Trainer: Bryson Creer  
Lead Performance Coach: Stephanie Sharpe

## PRONUNCIATION GUIDE

Kierstan (**KEER**-stin) Bell  
Megan Gustafson (**GUST**-uff-sun)  
Aaliyah (**uh**-LEE-uh) Nye (**NY** - rhymes with eye)  
Kiah (**KEE**-uh) Stokes  
A'ja (**A**-zhuh - like the continent, Asia) Wilson

## STAFF

Ciara (**c**-AIR-uh - like the Sierra mountains) Burgi  
(**BURR**-ghee)