LAS VEGAS ACES (3-2) vs SEATTLE STORM (3-3)

Sunday, June 1, 2025 | Climate Pledge Arena | Seattle
3 pm PT | TV: Vegas 34 | Radio: ESPN 100.9 FM & 1100 AM
Game No. 6 | Road Game No. 4

SCHEDULE & RESULTS

Date		Opponent	W/L	Score
2	%	Dallas (pre)	W	112-78
6		Phoenix (pre)	W	85-84
MAY (0-1)				
17	@	New York	L	92-78
20	@	Connecticut	W	87-62
23		Washington	W	75-72
25	**@**	**Seattle**	**L**	**102-82**
30		Los Angeles	W	96-81
JUNE (0-0)				
1	**@**	**Seattle (CC)**	**Vegas 34**	**3 pm**
7	@	Golden St. (CC)	ABC	12 pm
11		LA (CC)	CBSSN/Vegas 34	7 pm
13		Dallas (CC)	ION/Vegas 34	7 pm
15		Phoenix (CC)	Vegas 34	3 pm
17	@	Minnesota	Vegas 34	5 pm
20		**Seattle**	**ION/Vegas 34**	**7 pm**
22	$	Indiana	ESPN	12 pm
25		Connecticut	NBA TV/Vegas 34	7 pm
26		Washington	Prime Video	7 pm
29	@	Phoenix	NBA TV/Vegas 34	3 pm
JULY (0-0)				
3	@	Indiana	Prime Video	4 pm
6	@	Connecticut	Vegas 34	1 pm
8	@	New York	ESPN	5 pm
10	@	Washington	Prime Video	4:30 pm
12		Golden State	CBS	1 pm
16	@	Dallas	Vegas 34	5 pm
22		Atlanta	ESPN	7 pm
24	@	Indiana	Prime Video	4 pm
25	@	Minnesota	ION/Vegas 34	4:30 pm
27	@	Dallas	ESPN3/Vegas 34	1 pm
29	@	Los Angeles	NBA TV/Vegas 34	7 pm
AUGUST (0-0)				
2		Minnesota	ABC	12 pm
3		Golden State	Vegas 34	3 pm
6	@	Golden State	NBA TV/Vegas 34	7 pm
8		**Seattle**	**ION/Vegas 34**	**7 pm**
10		Connecticut	NBA TV/Vegas 34	6 pm
13		New York	ESPN	6:30 pm
15	@	Phoenix	ION/Vegas 34	7 pm
17		Dallas	ABC	12:30 pm
19		Atlanta	NBA TV/Vegas 34	7 pm
21		Phoenix	Prime Video	7 pm
23	@	Washington	Vegas 34	12 pm
25	@	Chicago	NBA TV/Vegas 34	5 pm
27	@	Atlanta	NBATV/Vegas 34	4:30pm
SEPTEMBER(0-0)				
4	$	Minnesota	Prime Video	7 pm
7	$	Chicago	NBA TV/Vegas 34	6 pm
9	$	Chicago	Vegas 34	7 pm
11	**@**	**Los Angeles**	**NBA TV/Vegas 34**	**7 pm**

$ at T-Mobile Arena
% at Notre Dame

HOLE CARDS

0 JACKIE YOUNG

G • 6-0 • 7th Year • Notre Dame '19

	PPG	RPG	APG	SPG	FG%	3P%	FT%	MIN
2025	19.4	3.2	3.2	1.2	.461	.344	.800	30.4
Career	13.6	4.0	4.0	1.1	.465	.384	.850	29.9

2025 HIGHS: PT (26), REB (5), AST (5), STL (2), BLK (1), FGM (11), 3PM (4), FTM (9)

- 2x WNBA Champion
- 3x All-Star
- 2022 Most Improved
- 2023 All-WNBA 2nd
- 2019 All-Rookie
- 2x Olympic gold (3x3 in 2020)

12 CHELSEA GRAY

G • 5-11 • 11th Year • Duke '14

	PPG	RPG	APG	SPG	FG%	3P%	FT%	MPG
2025	12.8	3.8	3.4	1.8	.364	.385	.875	29.4
Career	12.1	3.1	5.0	1.2	.460	.382	.865	27.9

2025 HIGHS: PT (17), REB (6), AST (4), STL (4), BLK (2), FGM (7), 3PM (4), FTM (6)

- 3x WNBA Champion
- 2022 Finals MVP
- 6x All-Star
- 3x All-WNBA
- 2x Olympic gold
- 2022 World Cup Gold

22 A'JA WILSON

C • 6-4 • 8th Year • South Carolina '18

	PPG	RPG	APG	BPG	FG%	3P%	FT%	MPG
2025	23.6	11.2	4.4	2.4	.488	.231	.925	33.2
Career	21.1	9.2	2.2	2.0	.497	.337	.818	31.3

2025 HIGHS: PT (35), REB (16), AST (6), STL (3), BLK (3), FGM (12), 3PM (1), FTM (10)

- 2x WNBA Champion
- 3x M'VP • 2x D'POY
- 2023 Finals M'VP
- 6x All-Star • 5x All-WNBA
- 2018 ROY & All-Rookie
- 2x Olympic gold
- 2x World Cup gold
- 2022 World Cup M'VP

24 JEWELL LOYD

G • 5-11 • 11th Year • Notre Dame '15

	PPG	RPG	APG	SPG	FG%	3P%	FT%	MPG
2025	10.2	3.0	2.2	0.6	.286	.406	.750	29.6
Career	16.8	3.6	3.2	1.2	.401	.349	.884	30.5

2025 HIGHS: PT (20), REB (6), AST (4), STL (2), BLK (1), FGM (7), 3PM (6), FTM (3)

- 2x WNBA Champion
- 3x All-WNBA
- 6x All-Star, 2023 MVP
- 2015 ROY & All-Rookie
- 2x Olympic gold
- `3x Word Cup gold (2014 in 3x3)

41 KIAH STOKES

C • 6-3 • 10th Year • Connecticut '15

	PPG	RPG	APG	BPG	FG%	3P%	FT%	MPG
2025	1.4	5.4	0.8	0.6	.250	.167	1.00	18.6
Career	3.6	5.7	0.7	1.1	.490	.219	.679	20.0

2025 HIGHS: PT (7), REB (7), AST (1), STL (2), BLK (1), FGM (2), 3PM (1), FTM (2)

- 2x WNBA Champion
- 2015 All-Defensive 2nd
- 2015 All-Rookie

THE TURN

NO	NAME	POS	HGT	YR	G	MIN	FG%	3P%	FT%	REB	AST	PTS
1	Kierstan Bell	F	6-1	4th	4	7.0	.333	.286	.---	1.0	0.5	2.0
3	Tiffany Mitchell	G	5-9	10th	5	13.0	.182	.333	.909	2.2	1.0	3.0
8	Crystal Bradford	F	6-0	3rd	3	6.3	.500	.000		0.7	0.0	1.3
11	Dana Evans	G	5-6	5th	5	19.2	.344	.500	.600	0.6	2.4	6.2
13	Aaliyah Nye	G/F	6-0	R	5	9.8	.333	.375	.500	0.4	0.2	2.0
17	Megan Gustafson	C	6-4	6th	n/a							
32	Cheyenne Parker-Tyus	F	6-4	11th	n/a							
33	Elizabeth Kitley	C	6-6	R	4	9.8	.429	.000	.500	2.3	0.0	3.3

2025 ACES RECORD BREAKDOWN

	Record	Home	Away	OT
Overall	3-2	2-0	1-2	0-0
Eastern	1-1	0-0	1-1	0-0
Western	2-1	2-0	0-1	0-0

STREAKS

Overall	W1
Home	W2
Road	L1
MUA (overall)	W28

GAME STATUS UPDATES

Megan Gustafson: Out (lower left leg)
Cheyenne Parker-Tyus: NWT (pregnancy)

PENDING RECORDS & MILESTONES

- **300 assists:** Dana Evans (295+5)
- **4,000 points:** Chelsea Gray (3,980+20)
- **500 assists:** Tiffany Mitchell (481+19)
- **200 steals:** Tiffany Mitchell (196+4)
- **4,000 Points:** Chelsea Gray (3,980+20)
- **5,000 points:** A'ja Wilson (4,900+100)
- **Chelsea Gray** (841) needs 1 assist to pass Danielle Robinson (841) for 3rd in franchise history.
- **Chelsea Gray** (190) also needs 7 steals to pass Kelsey Plum (200) for 10th in franchise history.

ACES MEDIA RELATIONS CONTACTS

Caroline Williams, Director
CWilliams@LasVegasAces.com
725-289-8896

Carly Ebisuya, Manager
CEbisuya@LasVegasAces.com
714-305-6808

CONGRATULATIONS!

If you are reading this, it means that you have made the wise decision to cover a WNBA game featuring the two-time WNBA Champion Las Vegas Aces. Odds are, you a member of one of the most prestigious media outlets in the nation, and a talented print, radio or television personality. Regardless of how these game notes came into your possession, welcome to year 8 of the Las Vegas Aces.

These Game Notes are designed to simplify your coverage of the Aces, but in a society that now likes to communicate in 140 ~~280~~ characters or less and 30-second Tik Tok videos, even a modest-sized set of Game Notes like this one can be intimidating.

Over the rest of this page, we will walk you through the complexities of this document to further enhance your ability to cover the most entertaining team in the WNBA.

TABLE OF CONTENTS

1 ..... Schedule/Results, Media Relations Contacts, Quick Hits
2 ..... Welcome!
3 ..... Aces Roster & Pronunciation Guide and Opponent Roster
4-5..... Aces History vs. Today's Opponent
6-13 ..... Season Notes
14 ..... Head Coach Becky Hammon
16-37 ..... Aces Player Bios
38-39 ..... Player-by-Player last five games stat lines
40 ..... Aces Game-by-Game Team Statistics
43 ..... Aces & Opponent Cumulative Statistics
OBC..... Media Cheat Sheet Roster

Before we begin, we want you to know that we've gone interactive with notes again this year. **Embedded links will take you to the interweb page that contains more information on each note or tidbit of information. Click through to your heart's content**!

Aces, Stars & Starzz Franchise History

For a robust franchise history, including yearly team recaps dating to 1997, the league's inaugural season, award winners, transactions, draft picks, season statistical leaders, etc., see the **Franchise History & Records page online**.

Aces Media Central

For quick links to the Aces credential portal, past game notes, WNBA media policies, 2025 Year in Review (as it happens) and other media-centric information, be sure to check out the **Aces Media Central page**.

Statistics

If all you need are our season statistics, just flip to the end of these notes. Both teams' stats are always located on the second to last page. We have decided not to include any box scores ~~because we are lazy~~ in an effort to rid the planet of unnecessary paper waste. All WNBA box scores (PDFs) are located online and can be downloaded here.

Frequently Asked Questions

1) "I have found several typos in this document. Would you like to know about them?"

Yes, we would, but you should know that there are many people in the world who are not happy unless they find fault in the work of others. In an effort to boost their self-confidence, we have intentionally sprinkled several tpyos in this document to assist them, so we may already be aware of the typos of which you speak.

2) "I wish you would include [insert statistical note wish here] in your game notes."

Send us an email request and we'll try to add it to the notes package. After all, we are here to help you cover the Aces, and if there's something missing that will better help you do your job, please let us know!

Epilogue

If you have any additional questions, please don't hesitate to reach out to the Aces media relations duo listed on Page 1. Thanks again for your interest in covering the Las Vegas Aces.

Your dedicated media relations team,

Caroline & Carly

FRANCHISE HISTORY

All-Time Record	458-480 (.488)
Utah Starzz (1997-2002)	87-99 (.444)
San Antonio Stars (2003-2017)	204-306 (.400)
Las Vegas Aces (2018-2024)	167-75 (.690)
Postseason Appearances	**12**
All-Time Postseason Record	**36-40 (.474)**
Utah Starzz (2001-2002)	2-5 (.286)
San Antonio Stars (2007-2009, 2011)	8-18 (.308)
Las Vegas Aces (2019-2024)	26-17 (.605)
WNBA Finals Appearances	**4**
WNBA Championships	**2 (2022, 2023)**
All-Time WNBA Finals Record	**6-8 (.429)**
San Antonio Stars (2008)	0-3 (.000)
Las Vegas Aces (2020, 2022-2023)	6-5 (.545)
Commissioner's Cup Championships	**1 (2022)**
Commissioner's Cup Record (2021-2024)	26-9 (.743)

THEME NIGHTS

Opening Night: May 23 vs. Washington
Kids Day: June 15 vs. Phoenix
PRIDE: June 26 vs. Washington
Throwback/Alumni Celebration: July 12 vs. Golden State
Cancer Awareness: August 17 vs. Dallas
Heroes of the House: September 4 vs. Minnesota
Fan Appreciation presented by Ally: September 9 vs. Chicago

GIVEAWAYS

2025 Aces Collectible Pin No. 1 (Kiah Stokes): May 23 vs. Washington
BUCKET$ Squish: June 15 vs. Phoenix
2025 Aces Collectible Pin No. 2: June 25 vs. Connecticut
Love flag: June 26 vs. Washington
Aces bucket hat: July 12 vs. Golden State
2025 Aces Collectible Pin No. 3: July 22 vs. Atlanta
A'ja Wilson Bobblehead: August 19 vs. Atlanta
2025 Aces Collectible Pin No. 4: August 21 vs. Phoenix
Challenge Coin: September 4 vs. Minnesota
2025 Aces Collectible Pin No. 5: September 7 vs. Chicago
TBA: September 9 vs. Chicago

2025 LAS VEGAS ACES • ALPHABETICAL ROSTER

NO	NAME	POS	HGT	WGT	DOB	YEAR	COLLEGE	HOMETOWN
1	Kierstan Bell	F	6-1	176	03/16/2000	4th	Florida Gulf Coast	Alliance, OH
8	Crystal Bradford	F	6-0	170	11/01/1993	3rd	Central Michigan	Detroit, MI
11	Dana Evans	G	5-6	145	08/01/1998	5th	Louisville	Gary, IN
12	Chelsea Gray	G	5-11	170	10/08/1992	11th	Duke	Manteca, CA
17	Megan Gustafson	C	6-4	195	12/13/1996	7th	Iowa	Port Wing, WI
33	Elizabeth Kitley	C	6-6	195	09/17/2001	R	Virginia Tech	Summerfield, NC
24	Jewell Loyd	G	5-11	175	10/05/1993	11th	Notre Dame	Lincolnwood, IL
3	Tiffany Mitchell	G	5-9	169	09/23/1994	10th	South Carolina	Charlotte, NC
13	Aaliyah Nye	G/F	6-0	n/a	08/14/2002	R	Alabama	East Lansing, MI
32	Cheyenne Parker-Tyus	F	6-4	193	08/22/1992	11th	Middle Tennessee	Queens, NY
41	Kiah Stokes	C	6-3	191	03/30/1993	10th	Connecticut	Cedar Rapids, IA
22	A'ja Wilson	C	6-4	195	08/08/1996	8th	South Carolina	Hopkins, SC
0	Jackie Young	G	6-0	165	09/16/1997	7th	Notre Dame	Princeton, IN

2025 LAS VEGAS ACES • NUMERICAL ROSTER

NO	NAME	POS	HGT	WGT	DOB	YEAR	COLLEGE	HOMETOWN
0	Jackie Young	G	6-0	165	09/16/1997	7th	Notre Dame	Princeton, IN
1	Kierstan Bell	F	6-1	176	03/16/2000	4th	Florida Gulf Coast	Alliance, OH
3	Tiffany Mitchell	G	5-9	169	09/23/1994	10th	South Carolina	Charlotte, NC
8	Crystal Bradford	F	6-0	170	11/01/1993	3rd	Central Michigan	Detroit, MI
11	Dana Evans	G	5-6	145	08/01/1998	5th	Louisville	Gary, IN
12	Chelsea Gray	G	5-11	170	10/08/1992	11th	Duke	Manteca, CA
13	Aaliyah Nye	G/F	6-0	n/a	08/14/2002	R	Alabama	East Lansing, MI
17	Megan Gustafson	C	6-4	195	12/13/1996	7th	Iowa	Port Wing, WI
22	A'ja Wilson	C	6-4	195	08/08/1996	8th	South Carolina	Hopkins, SC
24	Jewell Loyd	G	5-11	175	10/05/1993	11th	Notre Dame	Lincolnwood, IL
32	Cheyenne Parker-Tyus	F	6-4	193	08/22/1992	11th	Middle Tennessee	Queens, NY
33	Elizabeth Kitley	C	6-6	195	09/17/2001	R	Virginia Tech	Summerfield, NC
41	Kiah Stokes	C	6-3	191	03/30/1993	10th	Connecticut	Cedar Rapids, IA

Head Coach: Becky Hammon
Assistant Coach: Charlene Thomas-Swinson
Assistant Coach: Ty Ellis
Assistant Coach: Larry Lewis
Player Development Coach: John Lucas III
Director of Health and Performance: Ciara Burgi
Lead Rehabilitation Specialist: Jerrica Thomas
Lead Performance Coach: Stephanie Sharpe
Lead Athletic Trainer: Bryson Creer

PRO-NUN-C-A-SHUN GUYD		
Kierstan Bell	KEER-stin	
Megan Gustafson		GUST-uff-sun
Kiah Stokes	KEE-uh	
A'ja Wilson	A-zhuh (like the continent, Asia)	
Ciara Burgi	c-AIR-uh	BURR-g (like the Sierra mountains)

2025 SEATTLE STORM • NUMERICAL ROSTER

NO	NAME	POS	HGT	EXP	AGE	DOB	FROM
3	NnekaOgwumike	F	6-2	13	34	July 2, 1990	Stanford
4	Skylar Diggins	G	5-9	10	34	Aug.2,1990	Notre Dame
5	GabbyWilliams	F	5-11	6	27	Sept.9,1996	Connecticut/France
7	Zia Cooke	G	5-9	2	24	Jan. 9, 2001	South Carolina
8	Lexie Brown	G	5-9	8	30	Oct. 27, 1994	Duke
13	Ezi Magbegor	F/C	6-4	5	25	Aug.13,1999	Australia
14	Dominique Malonga	C	6-6	R	19	Nov.16,2005	France
17	Erica Wheeler	G	5-7	10	33	May 2, 1991	Rutgers
28	Li Yueru	C	6-7	3	26	Mar. 28, 1999	China
32	Alysha Clark	F	5-11	13	37	July7,1987	Middle Tennessee
33	Katie Lou Samuelson	F	6-3	6	27	June13,1997	Connecticut

Head Coach: NoelleQuinn(5th season)
Assistant Coach/Associate GM: PokeyChatman(LSU)
Assistant Coaches: Ebony Hoffman, MitchThompson

PRO-NUN-C-A-SHUN GUYD		
Nneka Ogwumike	NEH-kuh oh-	GWOO-mih-kay
Ezi Magbegor	EH-zee	MAG-buh-gore
Dominique Malonga		Muh-LONG-uh
Li Yueru	Lee	Yuh-roo
Alysha Clark	Ah-LEESH-ah	

LAS VEGAS ACES GAME NOTES (STATS & RANKINGS THROUGH GAMES OF MAY 30)



Regular Season History	
Overall	47-45
Home	28-16
Road	19-29
Overtime	4-1

Playff History	
Overall	5-4
Home	3-3
Road	2-1
Overtime	1-0
Series	

Combined	
Overall	53-50
Home	31-19
Road	21-30
Overtime	5-1

Streaks (incl playoffs)	
Overall	L 1
Home	W3
Road	L 1

Date	H/A	Opponent	W/L	LV	SEA
June 18, 2000	@	Seattle	W 1	56	53
June 20, 2000		Seattle	W 2	66	63
July 1, 2000	@	Seattle	W 3	81	60
June 9, 2001		Seattle	L 1	65	73
June 25, 2001		Seattle	L 2	47	65
Aug. 3, 2001	@	Seattle	W 1	64	41
June 9, 2002	@	Seattle	W 2	71	68
June 15, 2002		Seattle	W 3	61	54
Aug. 11, 2002	@	Seattle	L 1	57	74
May 24, 2003		Seattle	W 1	65	56
June 22, 2003	@	Seattle	L 1	53	93
Aug. 12, 2003	@	Seattle	W 1	69	52
Aug. 20, 2003		Seattle	W 2 (OT)	78	70
June 19, 2004		Seattle	L 1	61	74
July 1, 2004	@	Seattle	L 2	52	76
July 12, 2004	@	Seattle	L 3	59	75
May 29, 2005	@	Seattle	L 4	51	79
June 30, 2005		Seattle	W 1	81	69
July 15, 2005	@	Seattle	L 1	70	92
Aug. 23, 2005		Seattle	L 2	51	78
June 4, 2006	@	Seattle	W 1	89	87
June 23, 2006	@	Seattle	L 1	57	87
Aug. 10, 2006		Seattle	W 1	75	65
May 25, 2007		Seattle	W 2	82	71
June 2, 2007	@	Seattle	W 3	78	68
July 7, 2007		Seattle	W 4	80	73
July 29, 2007	@	Seattle	W 5	92	88
May 24, 2008		Seattle	W 6	87	72
May 30, 2008	@	Seattle	L 1	57	78
June 13, 2008		Seattle	W 1	74	69
July 7, 2009	@	Seattle	L 1	53	66
July 28, 2009		Seattle	W 1	74	71
Aug. 1, 2009	@	Seattle	L 1 (OT)	82	85
Sept. 12, 2009		Seattle	L 2	55	64
May 30, 2010		Seattle	L 3	56	84
June 20, 2010	@	Seattle	L 4	61	82
June 29, 2010	@	Seattle	L 5	72	86
July 20, 2010		Seattle	L 6	74	80
July 14, 2011		Seattle	W 1	69	66
July 21, 2011	@	Seattle	L 1	55	73
Aug. 2, 2011	@	Seattle	L 2	64	78
Aug. 23, 2011	@	Seattle	L 3	55	63
Sept. 3, 2011		Seattle	L 4	60	70
June 9, 2012		Seattle	W 1	80	67
June 22, 2012	@	Seattle	L 1	76	82
Sept. 14, 2012		Seattle	W 1	90	66
Sept. 21, 2012	@	Seattle	L 1	75	84
June 21, 2013		Seattle	L 2	86	91
Aug. 9, 2013	@	Seattle	W 1	77	56
Aug. 11, 2013	@	Seattle	L 1	63	69
Aug. 25, 2013		Seattle	W 1	70	64
Aug. 27, 2013		Seattle	L 1	71	72
June 13, 2014		Seattle	L 2	72	79
June 19, 2014	@	Seattle	W 1 (OT)	87	82
July 11, 2014		Seattle	L 1	67	88
Aug. 3, 2014	@	Seattle	L 2	65	71
June 27, 2015		Seattle	W 1	73	71
Aug. 8, 2015		Seattle	W 2	88	81
Aug. 16, 2015	@	Seattle	L 1	63	72
Aug. 28, 2015	@	Seattle	L 2	69	83
Sept. 13, 2015	@	Seattle	W 1	59	58
June 14, 2016		Seattle	W 2	77	40
July 8, 2016		Seattle	L 1	68	78
July 20, 2016	@	Seattle	L 2	69	83
June 6, 2017		Seattle	L 3	76	85
June 18, 2017	@	Seattle	L 4	57	75
Aug. 5, 2017		Seattle	W 1 (OT)	87	80
Aug. 18, 2017	@	Seattle	L 1	78	79
May 27, 2018		Seattle	L 2	98	105
May 31, 2018	@	Seattle	L 3	74	101
June 19, 2018	@	Seattle	W 1	89	77
June 25, 2019		Seattle	W 2	60	56
July 19, 2019	@	Seattle	L 1	66	69
July 23, 2019		Seattle	W 1	79	62
Aug. 22, 2020		Seattle	W 2	82	74
Sept. 13, 2020	@	Seattle	W 3	86	84
Oct. 2, 2020		Seattle $	L 1	80	93
Oct. 4, 2020		Seattle $	L 2	91	104
Oct. 6, 2020	@	Seattle $	L 3	59	92
May 15, 2021	@	Seattle	L 4	83	97
May 18, 2021	@	Seattle	W 1	96	80
June 27, 2021		Seattle	W 2 (OT)	95	92
May 8, 2022		Seattle	W 3	85	74
June 29, 2022	@	Seattle	L 1	78	88
Aug. 7, 2022	@	Seattle	W 1	89	81
Aug. 14, 2022		Seattle	W 2	109	100
Aug. 28, 2022		Seattle ^	L 1	73	76
Aug. 31, 2022		Seattle ^	W 1	78	73
Sept. 4, 2022	@	Seattle ^	W 2 (OT)	110	98
Sept. 6, 2022	@	Seattle ^	W 3	97	92
May 20, 2023	@	Seattle	W 4	105	64
June 15, 2023		Seattle	W 5	96	63
July 20, 2023	@	Seattle	W 6	79	63
Sept. 2, 2023		Seattle	W 7	103	77
June 7, 2024		Seattle	L 1	65	78
June 19, 2024		Seattle	W 1	94	83
July 10, 2024	@	Seattle	W 2	84	79
Sept. 17, 2024	@	Seattle	W 3	85	72
Sept. 22, 2024		Seattle %	W 4	78	67
Sept. 24, 2024		Seattle %	W 5	83	76
May 25, 2025	@	Seattle	L 1	82	102
June 1, 2025	@	Seattle			
June 20, 2025		Seattle			
Aug. 8, 2025		Seattle			

% WNBA First Round
^ WNBA Semifinals
$ WNBA Finals

2025 ACES VS. STORM HEAD-TO-HEAD STATISTICS

2025 ACES VS. STORM (0-1)

					3-POINT				----- REBOUNDS -----								
PLAYER	GP-GS	MIN	FGM-FGA	FG%	FGM-FGA	FG%	FTM-FTA	FT%	OFF	DEF	TOT/AVG	AST	PF-DQ	STL	TO	BLK	PTS/AVG
Wilson, A	1-1	28:05	5 - 11	45.5	0-1	0.0	5 - 6	83.3	0	5	5/5.0	4	0-0	1	3	3	15/15.0
Loyd, J	1-1	33:53	4 - 15	26.7	3-8	37.5	3 - 3	100	0	2	2/2.0	3	1-0	1	0	1	14/14.0
Young, J	1-1	26:18	7 - 11	63.6	0-4	0.0	0 - 0	0.0	0	2	2/2.0	3	0-0	2	4	0	14/14.0
Kitley, E	1-0	16:17	5 - 8	62.5	0-1	0.0	1 - 2	50.0	3	2	5/5.0	0	3-0	2	0	2	11/11.0
Gray, C	1-1	24:40	2 - 7	28.6	1-3	33.3	3 - 4	75.0	1	1	2/2.0	3	1-0	1	2	0	8/8.0
Nye, A	1-0	17:36	2 - 2	100	2-2	100	1 - 2	50.0	0	0	0/0.0	1	2-0	0	0	0	7/7.0
Evans, D	1-0	19:02	2 - 7	28.6	2-3	66.7	0 - 0	0.0	0	0	0/0.0	2	0-0	0	2	0	6/6.0
Mitchell, T	1-0	10:00	1 - 3	33.3	0-1	0.0	2 - 3	66.7	1	3	4/4.0	2	1-0	0	0	1	4/4.0
Bell, K	1-0	02:17	1 - 1	100	1-1	100	0 - 0	0.0	0	1	1/1.0	1	0-0	0	0	0	3/3.0
Stokes, K	1-1	16:55	0 - 1	0.0	0-1	0.0	0 - 0	0.0	0	4	4/4.0	0	0-0	0	0	1	0/0.0
Bradford, C	1-0	04:57	0 - 0	0.0	0-0	0.0	0 - 0	0.0	0	0	0/0.0	0	2-0	0	1	0	0/0.0
ACES	**1**	**200**	**29 - 66**	**43.9**	**9-25**	**36.0**	**15 - 20**	**75.0**	**5**	**20**	**30/30**	**19**	**10-0**	**7**	**13**	**8**	**82/82**
STORM	**1**	**200**	**42 - 70**	**60.0**	**8-16**	**50.0**	**10 - 12**	**83.3**	**5**	**29**	**42/42**	**32**	**18-0**	**7**	**12**	**2**	**102/102**

2025 STORM VS. ACES (1-0)

					3-POINT				----- REBOUNDS -----								
PLAYER	GP-GS	MIN	FGM-FGA	FG%	FGM-FGA	FG%	FTM-FTA	FT%	OFF	DEF	TOT/AVG	AST	PF-DQ	STL	TO	BLK	PTS/AVG
Ogwumike, N	1-1	29:18	10 - 15	66.7	2-3	66.7	1 - 2	50.0	2	6	8/8.0	6	2-0	1	2	0	23/23.0
Wheeler, E	1-0	30:05	8 - 11	72.7	3-5	60.0	2 - 2	100	0	3	3/3.0	7	0-0	2	1	1	21/21.0
Williams, G	1-1	29:47	5 - 8	62.5	2-4	50.0	0 - 0	0.0	0	5	5/5.0	5	0-0	2	3	0	12/12.0
Magbegor, E	1-1	24:40	5 - 10	50.0	0-0	0.0	2 - 2	100	1	6	7/7.0	3	5-0	0	2	1	12/12.0
Diggins, S	1-1	28:43	4 - 9	44.4	0-2	0.0	2 - 2	100	0	0	0/0.0	8	3-0	0	2	0	10/10.0
Clark, A	1-1	25:13	4 - 5	80.0	1-1	100	0 - 0	0.0	0	3	3/3.0	1	3-0	1	0	0	9/9.0
Malonga, D	1-0	11:40	4 - 7	57.1	0-0	0.0	0 - 0	0.0	1	4	5/5.0	0	2-0	0	0	0	8/8.0
Cooke, Z	1-0	10:48	1 - 3	33.3	0-1	0.0	3 - 4	75.0	1	1	2/2.0	2	1-0	0	1	0	5/5.0
Yueru, L	1-0	04:05	1 - 1	100	0-0	0.0	0 - 0	0.0	0	1	1/1.0	0	2-0	0	0	0	2/2.0
Brown, L	1-0	05:41	0 - 1	0.0	0-0	0.0	0 - 0	0.0	0	0	0/0.0	0	0-0	1	0	0	0/0.0
STORM	**1**	**200**	**42 - 70**	**60.0**	**8-16**	**50.0**	**10 - 12**	**83.3**	**5**	**29**	**42/42**	**32**	**18-0**	**7**	**12**	**2**	**102/102**
ACES	**1**	**200**	**29 - 66**	**43.9**	**9-25**	**36.0**	**15 - 20**	**75.0**	**5**	**20**	**30/30**	**19**	**10-0**	**7**	**13**	**8**	**82/82**

WOMEN'S NATIONAL BASKETBALL ASSOCIATION — **OFFICIAL SCORER'S REPORT FINAL BOX**

Sunday, May 25, 2025 Climate Pledge Arena, Seattle, WA
Officials: #9 Tim Greene, #77 Jenna Reneau, #6 Charles Watson

Game Duration: 1:50
Attendance: 10634

VISITOR: Las Vegas Aces (2-2)

	POS	MIN	FG	FGA	3P	3PA	FT	FTA	OR	DR	TOT	A	PF	ST	TO	BS	+/-	PTS
0 Jackie Young	F	26:18	7	11	0	4	0	0	0	2	2	3	0	2	4	0	-21	14
22 A'ja Wilson	F	28:05	5	11	0	1	5	6	0	5	5	4	0	1	3	3	-19	15
41 Kiah Stokes	C	16:56	0	1	0	1	0	0	0	4	4	0	0	0	0	1	-20	0
24 Jewell Loyd	G	33:53	4	15	3	8	3	3	0	2	2	3	1	1	0	1	-18	14
12 Chelsea Gray	G	24:40	2	7	1	3	3	4	1	1	2	3	1	1	2	0	-14	8
8 Crystal Bradford		04:57	0	0	0	0	0	0	0	0	0	0	2	0	1	0	-12	0
11 Dana Evans		19:02	2	7	2	3	0	0	0	0	0	2	0	0	2	0	-6	6
13 Aaliyah Nye		17:35	2	2	2	2	1	2	0	0	0	1	2	0	0	0	3	7
33 Elizabeth Kitley		16:17	5	8	0	1	1	2	3	2	5	0	3	2	0	2	7	11
3 Tiffany Mitchell		10:00	1	3	0	1	2	3	1	3	4	2	1	0	0	1	1	4
1 Kierstan Bell		02:17	1	1	1	1	0	0	0	1	1	1	0	0	0	0	-1	3
17 Megan Gustafson		DND - Injury/Illness - Lower Left Leg																
		200:00	29	66	9	25	15	20	5	20	25	19	10	7	12	8	-20	82
			43.9%		36%		75%		TM REB: 5			TOT TO: 13 (21 PTS)						

HOME: SEATTLE STORM (3-1)

	POS	MIN	FG	FGA	3P	3PA	FT	FTA	OR	DR	TOT	A	PF	ST	TO	BS	+/-	PTS
32 Alysha Clark	F	25:13	4	5	1	1	0	0	0	3	3	1	3	1	0	0	7	9
3 Nneka Ogwumike	F	29:18	10	15	2	3	1	2	2	6	8	6	2	1	2	0	17	23
13 Ezi Magbegor	C	24:40	5	10	0	0	2	2	1	6	7	3	5	0	2	1	16	12
5 Gabby Williams	G	29:47	5	8	2	4	0	0	0	5	5	5	0	2	3	0	23	12
4 Skylar Diggins	G	28:44	4	9	0	2	2	2	0	0	0	8	3	0	2	0	17	10
17 Erica Wheeler		30:05	8	11	3	5	2	2	0	3	3	7	0	2	1	1	17	21
7 Zia Cooke		10:47	1	3	0	1	3	4	1	1	2	2	1	0	1	0	-1	5
14 Dominique Malonga		11:40	4	7	0	0	0	0	1	4	5	0	2	0	0	0	1	8
8 Lexie Brown		05:41	0	1	0	0	0	0	0	0	0	0	0	1	0	0	1	0
28 Li Yueru		04:05	1	1	0	0	0	0	0	1	1	0	2	0	0	0	2	2
33 Katie Lou Samuelson		NWT - Injury/Illness - Right Knee																
		200:00	42	70	8	16	10	12	5	29	34	32	18	7	11	2	20	102
			60%		50%		83.3%		TM REB: 8			TOT TO: 12 (9 PTS)						

SCORE BY PERIOD	1	2	3	4	FINAL
Aces	20	16	23	23	82
STORM	34	24	22	22	102

Inactive: Aces -
Inactive: Storm -
Points in the Paint: Aces 38 (19/33), STORM 52 (26/43) Biggest Lead: Aces 1, STORM 27
2nd Chance Points: Aces 9 (4/5), STORM 8 (4/7) Lead Changes: 4
Fast Break Points: Aces 10 (3/8), STORM 24 (10/12) Times Tied: 2

FEELING RANK (TOP 30-ISH)

	PPG	RPG	APG	SPG	BPG	MPG	FG%	3P%	FT%
Dana Evans	---	---	---	---	---	---	---	3	---
Chelsea Gray	32	---	24*	15*	---	32	---	28	18*
Liz Kitley	---	---	---	---	10*	---	---	---	---
Jewell Loyd	---	---	---	---	---	---	---	20	
Tiffany Mitchell	---	---	---	---	---	---	---	---	11*
Kiah Stokes	---	25	---	---	29*	---	---	---	---
A'ja Wilson	3	3	16	6*	1	9*	19	---	6
Jackie Young	7	---	26*	26*	---	25	30	34	32
Aces Team	6	9	10	5	2		12	3	1

*tie

IN-SEASON TOURNAMENT STARTS NOW

Today's game marks the start of the Commissioner's Cup, an in-season competition that pits the Eastern and Western Conferences against each other and runs from June 1-17. The Storm captured the first CC title, while the Aces won it in 2022 and advanced to the CC Finals in 2023.

In this season's Commissioner's Cup, Las Vegas is playing for ADL (Anti-Defamation League) Nevada in support of the league's 2025 initiative "No Space for Hate."

The ADL of Nevada a is a leader in the fight against antisemitism, racism and all forms of hate. The nonprofit work directly aligns with the Aces ongoing commitment to inclusion, equality, and social justice both on and off the court. Through this partnership, we stand united in declaring that there is no place for hate in our arenas, locker rooms, or communities. Together, the Las Vegas Aces and ADL are helping lead the charge toward a more just and inclusive world.

Commissioner Cup Standings

Team	W	L
Dallas	0	0
Golden State	0	0
Las Vegas	0	0
Los Angeles	0	0
Minnesota	0	0
Phoenix	0	0
Seattle	0	0

LUCKY NO. 8

Chelsea Gray needs 20 more points to become the **8th player in WNBA history** to tally at least 4,000 points, 1,000 rebounds and 1,500 assists. If she does so today, she will also be the second-fastest (331 games) and second-youngest (32 years, 235 days) to ever reach the milestone. Lindsay Whalen holds both No. 1 slots after achieving the mark in her 326th game at 31 years and 114 days. Alyssa Thomas needs just 35 points to reach the mark and with 324 games played, could end up as second-fastest, but third-youngest.

NECK AND NECK

A'ja Wilson (4,900) and Skylar Diggins (4,936) are neck and neck to become the **27th player in WNBA history to score 5,000 or more points**.

However, Wilson (232 games, 28 years and 295 days on May 30, 2025) could reach the goal in the fewest games played and could be the second youngest to achieve the feat (Diggins is almost 35 and has played in 298 games as of May 30, 2025).

Breanna Stewart, scored her 5,000th career point in 242 games, is currently the fastest to the mark and Lauren Jackson (28 years, 96 days) and Diana Taurasi (29 years, 34 days) hold the top two youngest spots.

30/10 IN 2025 & BEYOND

Only **three 30/10 double-doubles** have been recorded in 2025. A'ja Wilson has posted two of those three.

With 18 (and counting) Wilson also has recorded the **most double-doubles with 30+ points in league history**. Tina Charles and Breanna Stewart have 15 apiece.

THE QUICKENING CONTINUES

Lisa Leslie and Candace Parker hold the league record for fastest to compile **5,000 points**, **1,500 rebounds**, **500 assists**, **400 blocked shots** and **200 steals**, having done so in 287 games. Parker was the youngest to achieve that milestone, at 32 years and 108 days.

At 28 years and 297 days (age on June 1). A'ja Wilson is on the verge of shattering those records to become the youngest and fastest to the milestone.

	Player	Milestone Game	Milestone Age
1.	Candace Parker	287	32 years, 108 days (No. 1)
	Lisa Leslie	287	33 years, 252 days (No. 2)
3.	Tina Charles	414	35 years, 222 days (No. 4)
4.	Taj McWilliams-Franklin	439	41 years, 336 days (No. 5)
5.	Tangela Smith	448	34 years, 163 days (No. 3)

Needs 100 Points (current games/age, as of June 1)

A'ja Wilson	232	28 years, 297 days

After dishing out 5 assists versus Washington on May 23, 2025, Wilson became the **6th player in WNBA history** to have at least 4,500 points, 2,000 rebounds, 500 assists, 400 blocked shots and 200 steals. Not only that, but she did in 230 games, 28 games faster than the previous fastest, Lisa Leslie (258 games), and at 28 years and 288 days, was the youngest on the list to reach the milestone (Candace Parker, 31 years, 127 days).

	Player	Milestone Game	Milestone Age
1.	A'ja Wilson	230	28 years, 288 days
2/3	Lisa Leslie	258	33 years, 12 days
3/2	Candace Parker	259	31 years, 127 days

STEP UP TO THE LINE

While the Aces might have dipped in field goal percentage from recent years, they're currently **among the top 10 free throw shooting teams in league history**.

RK	Team	YEAR	FT%	FTM	FTA
1.	Washington	2019	87.478	489	559
2.	Washington	2018	85.763	500	583
3.	Phoenix	2009	85.505	643	752
4.	Phoenix	2011	85.090	662	778
5.	Las Vegas	2025	84.906	90	106

A'JA DOUBLES THE MONTHS

Wilson became the first player in WNBA history to average at least 25 points and 10 rebounds in two consecutive months, after doing so in May and June 2024. She then upped the streak to 5, through September of 2024.

While she didn't make it 6 in a row, Wilson still holds the high-water mark for most consecutive months with 20+ points and 10+ rebounds. As of May 2025, Napheesa Collier ranks 2nd with 3 (Sept. 2023, May 2024, June 2024).

Month	PPG	RPG
May 2024	26.5	12.5
June 2024	27.2	10.3
July 2024	27.8	13.6
Aug. 2024	26.4	11.4
Sept. 2024	26.1	12.0
May 2025	23.5	11.2

DOUBLE THE FUN

A'ja Wilson has tallied 103 double-doubles in her 7 years in the league, which **is 6th-most in WNBA history** and third among current players.

	Player	Dub-Dubs
1.	Tina Charles	195
2.	Sylvia Fowles	193
3.	Lisa Leslie	157
4.	Candace Parker	154
5.	Nneka Ogwumike	110
6.	A'ja Wilson	103

NEVER BEEN DONE BEFORE

A'ja Wilson wrapped her 2024 season as the first player in WNBA or NBA history to to lead the league in total points, rebounds and blocked shots in a single season (blocks became an official NBA stat in 1973-74).

Only 3 times in WNBA history has the same player led in 2 of the 3 categories (including Wilson with rebounds and blocked shots in 2022).

ONE GOOD TURNOVER DESERVES ANOTHER

The Aces took care of the basketball better than anybody in the WNBA in each of the past 4 seasons**, which ranks as the top four lowest TO seasons in league history.** If the 2025 Aces keep pace, they'll again finish among the tops in league history.

Aces Turnovers Per Game

	2020	2021	2022	2023	2024	2025
Las Vegas	12.5	11.8	11.7	11.8	11.7	11.4
Rank	2nd	1st	1st	1st	1st	1st

The Aces also ranked first four of the past five seasons in fewest points allowed off their own miscues, and are on top again in 2025.

Opponents Points Off Turnovers

	2020	2021	2022	2023	2024	2025
Las Vegas	11.8	13.3	13.0	12.8	12.4	13.2
Rank	1st	2nd	1st	1st	1st	1st

MOVIN' ON UP

Jewell Loyd ranks No. 19 **on the WNBA all-time scoring list** with 5,587 points, behind No. 18 Brittney Griner (5,633). A'ja Wilson is 10 back, at No. 29 (4,900). Skylar Diggins is No. 28 (4,936).

Wilson, however, is **ranked first for scoring average** (minimum 2,000 points) with a career average of 21.121 points per game, while Loyd's 16.828 ppg sits at No. 15.

Chelsea Gray is **No. 7 on the all-time W assist list** with 1,648 dimes, behind No. 6 Becky Hammon (1,708).

Wilson has 26 games of 30 or more points in her career, which is **5th-most in WNBA history**, while Loyd is No. 6 with 25 such games. Lauren Jackson is No. 4 with 27.

SCORING DIP

Since 2020, the Aces have topped the league's scoring charts every year, including averaging 92.8 points in 2023, the second-highest scoring output in league history. In fact, the past five seasons are the top five scoring years in franchise history, which should come as no surprise with A'ja Wilson finishing among the top six in the league each of those years -- including a league-record 26.9 ppg in 2024.

While preseason action doesn't always foretell what's to come in the regular season, the Aces showed they have plenty of scoring to again vie for the top of the charts after averaging 98.5 ppg in their two exhibitions. However, the Aces in their first 5 games of 2025 are putting up 83.6 ppg and moving up the ranks.

	2019	2020	2021	2022	2023	2024	2025
PPG	82.2	88.7	89.3	90.4	92.8	86.4	83.6
Rank	3rd	1st	1st	1st	1st	1st	6th

GONE STREAKING ...

Kierstan Bell—Was sidelined most of 2024 and averaged 7.2 minutes in 6 regular season games ... has seen action in 4 games this year and played 9.2 minutes per game...Did not play against Los Angeles (coach's decision)

Crystal Bradford—Had not seen WNBA action since Aug. 4, 2021... averaged 5.5 ppg and 7.0 rpg over the two preseason games...scored 2 points in her first 2 games this year..Did not play against Los Angeles (coach's decision)

Dana Evans—Scored at least 5 points in each outing in 2025, including 10 in the opener...did not see action in the Aces two preseason games (injured)...dished out 2+ assists in all 5 games this year after doing so in just 5 of her last 10 of 2024...Shot 57.1% (4-7 FGs) from the field on May 17, but has made just 28% (7-25 FGs) of her attempts since then.

Chelsea Gray—Hit 57.1% (4-7 3pt FGs) of her shots on May 30 after shooting 21.4% (3-14 3pt FGs) from distance over the previous 3 games... Scored 12 or more pointsin 4 of 5 games of 2025...Picked off at least 1 steal in her last 12 regular season games, which is the **second-longest active streak** in the league.

Liz Kitley— Got first bucket of her career in 1:14 of playing time against New York and her first rebound against Connecticut...Did not play on May 23 against Washington (coach's decision) before averaging 12.5 minutes in the past 3 games ... Notched the first double-digit scoring game of her career with 11 on May 25.

Jewell Loyd—Scored in double figures in 35 of 37 regular season games in 2024 and averaged 17.9 ppg in her final 10 games, but was held to single digits in 3 of 5 games this season...A career 40.1% field goal shooter, hit below 30% in 8 of her last 9 games, including 2024 postseason... After not being sent to the line in the first 2 games, went 6-of-8 over the last 3 games.

Tiffany Mitchell—Saw her first W action since July 16, 2024, against the Liberty on May 17... Made 10-of 11 from the line in 2025.

Aaliyah Nye—Opened preseason play with 17 points against the Wings (5-8 3pt FT) and scored 5 in the second preseason game before going 0-of-2 in the season opener...Scored her first WNBA points, a 3-pointer, against Connecticut...Shot 1-of-7 over the first 3 games and was 2-of-2, both from distance, against Seattle on May 25...Did not attempt a single basket on May 30.

Kiah Stokes—Grabbed at least 4 boards in each game this year after hauling in 5 or more in just 4 of her last 10 regular season games in 2024...Went scoreless in 24 games in the 2024 regular season and 4 of 5 games in 2025

A'ja Wilson—Has made 56 of her last 68 shots from the line (.824)... Scored in double figures in each of her past 56 regular season games, which **ranks 8th for double-digit scoring streaks in WNBA history** and is the **longest among active streaks**...Is shooting a career-high 92.5% (37-40 FTs) from the line in 2025...Has attempted 3 3-point field goals 4 of 5 games after attempting 3 or more from distance just 6 times last year

Jackie Young—Netted at least 2 3-pointers in 4 of last 5 games... After shooting just 26.3% in the opening game at New York, has combined for 52.6% shooting over the past 4 games.

Las Vegas Aces—Shot 35.8% from the field in first 3 games before hitting on 44.9% over the past 2 games (shot lower than 40% in just 6 regular season games in 2024)...Grabbed 12 O-boards in each of their first 2 games but totaled 18 over last 3 games ... After committing 10 turnovers to New York's 6 on May 17, has averaged 10.3 turnovers per game to opponents' 15.0 per game.

LOCK, STOCKS & TWO SMOKING BARRELS

Last year, A'ja Wilson became the league's all-time **single season 'stocks' leader**, which combines steals and blocks.

	Player	Year	Stocks	Steals	Blocks
1.	A'ja Wilson	2024	166	68	98
2.	Brittney Griner	2014	151	22	129
3.	Lisa Leslie	2004	148	50	98

Additionally, Wilson has racked up **over 100 stocks more than anyone else since entering the league in 2018**.

Stocks Since 2018

	Player	Stocks	Steals	Blocks
1.	A'ja Wilson	736	283	453
2.	Breanna Stewart	571	297	274
3.	Natasha Howard	557	308	249

Through her first five games In 2025, Wilson is **leading the league in stocks and stocks averaged**.

Stocks Averaged in 2025

	Player	Stocks	Steals	Blocks
1.	A'ja Wilson	4.60	2.00	2.25
2.	Napheesa Collier	3.80	2.40	1.40
3.	Alanna Smith	3.20	1.20	2.00

Total Stocks in 2025

	Player	Stocks	Steals	Blocks
1.	A'ja Wilson	23	11	12
2.	Dearica Hamby	20	16	4
3.	Napheesa Collier	19	12	7

SCORING MACHINES

Since entering the W in 2015, Jewell Loyd has **scored more points** and produced **the second-most double-digit scoring games** than any other player in the league. A'ja Wilson lists among the top 10 in both categories, despite having played fewer seasons, and Chelsea Gray is in the top 10 for double-digit scoring games.

Points Scored Since 2015

	Player	Points	W Seasons Played Since 2015
1.	Jewell Loyd	5,587	10+
2.	Breanna Stewart	5,533	8+
3.	Nneka Ogwumike	5,133	10+
4.	Tina Charles	4,966	8+
5.	A'ja Wilson	4,900	7+
6.	DeWanna Bonner	4,892	9+

Double-Digit Scoring Games Since 2015

	Player	10+ Point Games Since 2015
1.	Nneka Ogwumike	272
2.	Jewell Loyd	271
~~		
7.	Brittney Griner	231
8.	A'ja Wilson	223
9.	Chelsea Gray	213

PICK UP THE PACE

The Aces played at one of the fastest paces in the league since moving to Las Vegas as measured by possessions per 40 minutes. However, the Aces in 2025 are playing at their slowest pace since arriving in the Entertainment and Sports Capital of the World, but moved from 8th to 7th after their MAy 30 game against LA.

	2018	2019	2020	2021	2022	2023	2024	2025
Pos/40	82.4	82.3	82.6	82.5	82.2	82.2	81.1	80.7
Rank	1st	2nd	1st	1st	1st	2nd	4th	7th

CAROM CHALLENGE

A'ja Wilson set a new single-season standard for the league's **defensive rebounds per game record in 2024**, becoming the first player in league history to average more than 9 in the process.

	Player	Year	Team	DRPG	DRebs	Gms
1.	A'ja Wilson	2024	Las Vegas	9.79	372	38
2.	C. Holdsclaw	2002	Washington	8.90	178	20
3.	Jonquel Jones	2021	Connecticut	8.74	236	27

She's **No. 1 so again this season** in defensive boards per game.

	Player	DRPG
1.	A'ja Wilson	9.2
2.	Jonquel Jones	9.0
3.	Azurá Stevens	8.3

NEVER GONNA GIVE YOU UP

Through the 2024 season, only 5 players in WNBA history **averaged more than 20 points and fewer than 2.0 turnovers over the course of a season**. A'ja Wilson has now accomplished the feat 4 times (2018, 2020, 2023 and 2024), which ranks 2nd behind Breanna Stewart (5). Elena Delle Donne and Lauren Jackson are 3rd with 3 such seasons apiece and Tina Charles joined the list in 2016. Wilson's 26.9 points a game in 2024 tops the chart and her **1.26 turnovers per game ranks No. 4.**

CAN'T TOUCH THIS

Entering the 2025 season, there had been 104 different occasions where a player averaged **15 or more shots per game** while playing in at least 20 games—the very definition of a team's go-to offensive player.

Of those 104 instances, **65 shot 45% or worse from the field.** Only 7 times has a player **shot better than 50% from the field.** Wilson became the first player to do it twice in her career after first doing so in 2023.

Of those who have previously accomplished this feat, most took fewer than 16 shots. Wilson in 2024 took 19.6 shots per game—more than 2 shots more per game than the next person on the list, Seimone Augustus.

Player	Year	FGA/G	FG%
A'ja Wilson	2024	19.55	.518
Seimone Augustus	2007	17.15	.508
Lauren Jackson	2007	16.03	.519
Sheryl Swoopes	2000	15.61	.506
Brittney Griner	2019	15.45	.537
A'ja Wilson	2023	15.03	.557
Breanna Stewart	2018	15.00	.529

Over the first weeks of 2025, **13 players have attempted more than 15 field goals a game**, and only 2 are shooting above 50% from the field. Wilson is attempting 16 per game (6th) and shooting 48.8% (3rd) from the field.

I'LL TAKE ANOTHER DOUBLE-DOUBLE FOR 30, ALEX

Per Her Hoops Stats, a total of 16 double-doubles with 30+ points were recorded in the 2024 season. **Half of them were by A'ja Wilson**. She is one of **only two players have done so** in 2025.

Player	Team	2024 30+ Point Dub-Dubs
A'ja Wilson	Las Vegas	8
Breanna Stewart	New York	3
5 different players		1

Player	Team	2025 30+ Point Dub-Dubs
A'ja Wilson	Las Vegas	2
Napheesa Collier	Minnesota	1

YAWN, JUST ANOTHER 20/10

Wilson started 2024 by recording 5 straight 20-point, 10-rebound games, which broke the WNBA record of 4 consecutive 20/10 games, previously held by Sylvia Fowles (twice), Tina Charles and Glory Johnson.

She then wiped out her own record in upping the **W record to 8**.

8 Straight 20/10 Games		Averages
A'ja Wilson	July 5 - Aug. 18, 2024	29.3 ppg, 14.4 rpg

5 Straight 20/10 Games		Averages
A'ja Wilson	May 14-29, 2024	26.2 ppg, 13.2 rpg

4 Straight 20/10 Games		
Tina Charles	June 19-26, 2021	29.0 ppg, 12.8 rpg
Glory Johnson	Aug. 6-19, 2017	22.8 ppg, 13.3 rpg
Sylvia Fowles	Sept. 11, 2011-May 30-2012	24.3 ppg, 11.8 rpg
Sylvia Fowles	Aug. 12-23, 2011	25.3 ppg, 13.3 rpg

BLOCK PARTY

Wilson, who ranks 10th on the league's all-time career blocked shots list and **2nd among active players**, has blocked more shots than anyone else **since entering the league in 2018**.

All-time WNBA Career Blocked Shots Leaders

	Player	Blocks
1.	Margo Dydek	877
2.	Lisa Leslie	822
3.	Brittney Griner	818
~~		
9.	Ruth Riley	505
10.	A'ja Wilson	453

	Player	Blocks Since 2018
1.	A'ja Wilson	453
2.	Brittney Griner	331
3.	Jonquel Jones	292

GOOD GAWD!

Point Gawd Chelsea Gray, who is known for her magician-like no-look passes, ranks **7th on the WNBA's career assist chart** with 1,648 assists. She could surpass No. 6 Becky Hammon (1,708) in the second half of the season.

Gray also became the 7th player in WNBA history with at least 3,500 points and 1,500 assists, and **is the 4th-fastest to accomplish the feat**, doing so in 299 games (Sue Bird, 279; Skylar Diggins, 291; Lindsay Whalen, 294).

RAREFIED AIR

Wilson has recorded 77 games of 20+ points and 10+ rebounds, which ranks tied for 2nd in WNBA history.

	Player	20P/10R Dub-Dubs
1.	Tina Charles	103
2.	Sylvia Fowles	77
	A'ja Wilson	77

Among her 20/10 games are 40 with at least 25 points and 10 rebounds, which is the **2nd-most in WNBA history**.

	Player	25Pt/10Reb Dub-Dubs
1.	Tina Charles	41
2.	A'ja Wilson	40
3.	Sylvia Fowles	29

And 9 of those 25/10 double-double games came without a single turnover, **tops in WNBA history** (5 of which were produced in 2024).

	Player	25P/10R/0TO Dub-Dubs
1.	A'ja Wilson	9
2.	Lauren Jackson	6
	Breanna Stewart	6

HOLD ON TIGHTLY

Wilson **led the league in 2024 in turnover percentage**, producing **one of the best turnover percentage rates in WNBA single season history** (minimum of 500 minutes played), while playing 374 more minutes than TO% leader Elena Delle Donne played in 2018. Further, Wilson **ranks second on the all-time league turnover percentage chart.**

In 2025, however, it's Jewell Loyd who is leading the league in turnover percentage

2025 Turnover Percentage Leaders

	Player	Team	TO%	TOs
1.	Jewell Loyd	Las Vegas	1.652	1
2.	Maddy Siegrist	Dallas	3.418	2
3.	Azurá Stevens	Los Angeles	4.638	4

2024 Turnover Percentage Leaders

	Player	Team	TO%	TOs	Minutes
1.	A'ja Wilson	Las Vegas	5.263	48	1307:37
2.	Maddy Siegrist	Dallas	6.150	15	643:45
3.	Nneka Ogwumike	Seattle	8.381	49	1177:05

WNBA Single-Season Turnover Percentage Leaders

	Player	Team	Year	TO%	TOs	Minutes
1.	E. Delle Donne	Washington	2018	4.891	26	933:31
2.	A'ja Wilson	Las Vegas	2024	5.263	48	1307:37
3.	E. Delle Donne	Chicago	2015	5.548	36	1031:35

WNBA Career Turnover Percentage Leaders

	Player	Team	TO%	TOs	Minutes
1.	E. Delle Donne	Chicago/DC	6.523	275	7279:21
2.	A'ja Wilson	Las Vegas	7.887	367	7247:55
3.	Shekinna Stricklen	Atlanta/CT/Seattle	9.423	219	6146:12

A NEW LOW

The Aces finished among the top 3 teams in the league for shooting percentage over the past 4 seasons, including an all-time league third-best 48.6% last season. However, in 2025 the Aces are connecting on the fewest shot attempts since moving to Las Vegas.

Field Goal Percentage

	2018	2019	2020	2021	2022	2023	2024	2025
Las Vegas	.442	.427	.476	.472	.460	.486	.454	.393
Rank	8th	5th	3rd	1st	3rd	1st	2nd	12th

M'ST 4.5K/4K

Wilson became the 8th player in WNBA history with 4,000 points and 400 blocked shots after swatting her 400th against Seattle on July 10, 2024. She is **the second-youngest (27 years, 337 days) and second-fastest** (210 games) to accomplish the feat, behind Lauren Jackson.

She then became the **quickest, and second-youngest, player to reach 4,500 points and 400 blocked shots**, doing so in 217 games at 28 years and 15 days.

	Player	4,000 Points/400 Blocks Milestone Game
1.	Lauren Jackson	209
2.	A'ja Wilson	210
3.	Candace Parker	229

	Player	4,500 Points/400 Blocks Milestone Game
1.	A'ja Wilson	217
2.	Lauren Jackson	233
3.	Brittney Griner	255

SILENT BUT DEADLY ASSASSIN

Jackie Young may be quiet off the court, but she is a deadly assassin on it. She connected on a league second-best 44.9% of her 3-pointers in 2023, and now ranks **No. 3 in league history for highest 3-point percentage in a season when attempting at least 150 from distance.**

WNBA All-Time Single-Season 3-Point %
(Minimum 150 Attempts)

Player	Year	Team	3PM	3PA	3P%
1. Stefanie Dolson	2024	Washington	72	155	44.45
2. Maya Moore	2013	Minnesota	72	159	45.28
3. Jackie Young	2023	Las Vegas	89	198	44.95

SILENT(ER) AND DEADLIER

Since the start of the 2022 season, Jackie Young ranks 2nd in 3-point field goal percentage among players **with a minimum of 200 made 3-pointers.**

Player	3P%	3PM	3PA
1. Kelsey Mitchell	39.782	292	734
2. Jackie Young	39.711	220	554
3. Kelsey Plum	39.220	342	872

QUAD A

A'ja Wilson established the fanchise record for scoring average in a season as a rookie and after resetting the record in 2023 and again in 2024, owns the top 4 and 5 of the top 6 season scoring averages in franchise history. She also is the only player in franchise history to average 20+ points in a season on more than one occasion.

Player	Year	PPG
1. A'ja Wilson	2024	26.9
2. A'ja Wilson	2025	23.6
3. A'ja Wilson	2023	22.8
4. A'ja Wilson	2018	20.7
5. A'ja Wilson	2020	20.5
6. Kelsey Plum	2022	20.2
7. A'ja Wilson	2022	19.5

M'ST 4K

A'ja Wilson scored her 4,000th career point in her 198th career game on June 9, 2024, against LA. **Only five players in league history have now scored 4,000 points in fewer than 200 games** after Arike Ogunbowale hit the milestone three months later. Wilson, who was 27 years and 306 days old on June 9, also became the **fourth-youngest** to hit the 4K mark (she was later bumped to 5th by Ogunbowale).

Player	4K Points Milestone Game
1. Arike Ogunbowale	195
2. Breanna Stewart	196
3. Diana Taurasi	197
4. A'ja Wilson	198
5. Elena Delle Donne	199

Player	Age at 4,000th Point
1. Lauren Jackson	26 years, 77 days
2. Diana Taurasi	27 years, 86 days
3. Arike Ogunbowale	27 years, 197 days
4. Tina Charles	27 years, 273 days
5. A'ja Wilson	27 years, 306 days

LOW ON RESERVES??

In the first four years in Las Vegas, in the Bill Laimbeer era, the Aces turned to their bench for points production more than most other teams in the league. And in fact, in 2020 the Aces bench averaged a league-record 35.0 points per game.

Only 7 other teams in WNBA history averaged more than 30 points per game from their reserves.

Two years later, in the Aces first championship season, the bench averaged a league-low 12.9 points. En route to their second championship the 2024 reserves averaged 13.5 points a game, again the fewest in the league. The Aces bench in 2024 scored 15.0 points a game, which was the 4th-fewest in the league and this year's reserves are contributing a league **3rd-lowest 17.8 points**.

Year	2018	2019	2020	2021	2022	2023	2024	2025
Bench Pts.	23.1	24.2	35.0	25.7	12.9	13.5	15.0	16.2
W Rank	6th	3rd	1st	2nd	12th	12th	9th	11th

ALL SHE DOES IS WIN, WIN, WIN

Having won the second-most games in league history before turning 25 and shattering the record for most wins before turning 26, Jackie Young last season set a new standard for W victories before age 27 with **145 victories before turning 27** on September 16, 2024

Looking towards the next milestone, **Maya Moore holds the record for wins (164) before turning 28**, a number well within Young's reach before September. Young currently ranks 3rd on that list.

Player	Wins Before 28th Birthday
1. Maya Moore	164
2. Mwadi Mabika	158
3. Jackie Young	149

THAT'S OFFENSIVE

The Aces have had one of the best offenses in the W since making the move to Vegas. In 2020 they ranked 2nd in the WNBA in OER, and in each of the past 3 seasons they finished 1st, including a league-record 113.0 OER in 2023, and were 2nd in 2024. **This year's team got off to a slow start**, but have been inching up the rankings.

Year	OER	Rank
2018	102.0	6th
2019	99.1	5th
2020	107.3	2nd
2021	107.1	1st
2022	109.6	1st
2023	113.0	1st
2024	106.1	2nd
2025	104.0	5th

ALL RIGHT NOW

A'ja Wilson has made a living at the free throw line, leading the league in attempts in each of her first 3 seasons in the league, while finishing 2nd in 2021 and 2023 and 3rd in 2022, ranked 1st again last year and is **among the tops in the league again in 2025**.

After finishing no higher than 10th among league leaders over her first eight years in the league, Jewell Loyd jumped from No. 18 in 2022 to first by more than doubling her trips to the line in 2023 and finished second in 2024. However, her attempts from the line have dropped out of the rankings this season.

	2018	2019	2020	2021	2022	2023	2024	2025
Wilson FTA/G	7.5	5.5	6.8	6.2	5.2	7.2	7.2	8.0
	1st	1st	1st	2nd	3rd	2nd	1st	2nd

	2018	2019	2020	2021	2022	2023	2024	2025
Loyd FTA/G	3.4	2.6	4.0	3.8	3.1	7.5	6.8	1.6
	17th	21st	11th	11th	18th	1st	2nd	N/R

R-E, R-E-B, R-E-B-O-U-N-D, RE-BOUND

From 2019 through 2023, the Aces recorded **4 of the 5 highest defensive rebounds per game averages** in WNBA history. The 2024 Aces moved into the top 10, with the 6th-best average in league history.

This year's team is **currently ranked tied for 9th among 2025 teams** with a 25.4 defensive rebounds per game average.

	Year	Team	DRPG
1.	2021	Las Vegas	31.281
2.	2019	Las Vegas	29.618
3.	2020	Las Vegas	29.273
4.	2023	New York	29.200
5.	2023	Las Vegas	28.675
6.	2024	Las Vegas	28.525

HAVE A LITTLE CHARITY

Since the start of the 2018 season, **A'ja Wilson has attempted more than 300 more free throws than her nearest competitor**.

	Player	FTAs Since 2018
1.	A'ja Wilson	1,525
2.	Breanna Stewart	1,156
3.	Jewell Loyd	1,046

Wilson is ranked 19th in league history for **career free throws attempted** and Loyd ranks No. 23 on the all-time list.

	Player	Career FTAs
1.	Diana Taurasi	2,893
18.	Skylar Diggins	1,541
19.	A'ja Wilson	1,525
	~~	
22.	Brittney Griner	1,462
23.	Jewell Loyd	1,461

Among all players in league history, Wilson **ranks 2nd for trips to the line per game**, while Loyd is No. 22

	Player	Career FTA/G	FTA	Games
1.	Cynthia Cooper-Dyke	7.016	870	124
2.	A'ja Wilson	6.573	1525	232
~~				
21.	Sophia Young-Malcolm	4.422	1331	301
22.	Jewell Loyd	4.401	1461	332

ALL SHE DOES IS WIN (MORE)

While it's still early in her WNBA coaching career, not only did Becky Hammon lead the Aces to the their first championship during her inaugural season at the helm and follow that up with back-to-back titles in 2023, but she also boasts the highest winning percentage of any coach in WNBA history for those who have **coached at least 75 games**.

Highest Winning %, minimum 50 games coached

Coach	W	L	PCT
Becky Hammon	90	31	.744
Van Chancellor	211	111	.655
Cheryl Reeve	336	180	.651
Carol Ross	58	32	.644
Stephanie White	94	60	.610

Against Atlanta on July 12, 2024, Hammon became the **3rd-fastest in WNBA history to reach 75 wins.**

	Coach	Games to 75 Wins
1.	Michael Cooper	87 (July 24, 2002)
2.	Van Chancellor	95 (June 6, 2000)
3.	Becky Hammon	98 (July 12, 2024)

WNBA 1'K

Before becoming the first player in league history to score 1,000 points in a single season in 2024, A'ja Wilson became the **first player in league history to score 1,000 points in a single year** when combining regular season and postseason points. She hit the mark against Dallas in the 2023 WNBA Semifinals (9/26/2023). Breanna Stewart got to 1,000 points after that date, and Wilson bumped it up a notch in 2024.

	Player	Year	Team(s)	Reg. & Playoff Points
1.	A'ja Wilson	2024	Las Vegas	1,149
2.	A'ja Wilson	2023	Las Vegas	1,126
3.	Breanna Stewart	2023	New York	1,103
4.	Breanna Stewart	2024	New York	990
5.	Napheesa Collier	2024	Minnesota	979

DOUBLE SAWBUCKS

Keeping with the theme of combining regular season and playoff games, A'ja Wilson in 2023 **produced more 20+ point games in a single year than any WNBA player in history**. She then upped that record in 2024 after posting 34 games with 20 or more points during the regular season and 4 in playoff games.

	Player	Year	Team(s)	20+ Pt Games
1.	A'ja Wilson	2024	Las Vegas	38
2.	A'ja Wilson	2023	Las Vegas	34
3.	Breanna Stewart	2023	New York	31

A'1

A'ja Wilson not only led the WNBA in scoring in 2024, she **broke the WNBA record for season scoring average** and points scored, while becoming the **first W player in history to score 1'000 points in a single season.**

	Player	Year	Team	PPG
1.	A'ja Wilson	2024	Las Vegas	26.9
12.	Diana Taurasi	2006	Phoenix	25.3
3.	Jewell Loyd	2023	Seattle	24.7

	Player	Year	Team	Points
1.	A'ja Wilson	2024	Las Vegas	1'021
2.	Jewell Loyd	2023	Seattle	939
3.	Breanna Stewart	2023	New York	919

IN USE

A'ja Wilson's 2024 usage rating (the percentage of a team's possessions that a player impacts) of 32.16 was the **9th highest in league history**. None of the 8 players ahead of her had amazingly efficient offensive seasons. Most of the offensive efficiency ratings (OER) and offensive win shares (OWS) listed are above average to good, but there is nothing great about these performances.

A'ja Wilson's OER and OWS **lapped the field on the chart**. She impacted an ungodly amount of her team's possessions, and did it at an M'VP level that had never been seen before.

	Player	Team(s)	Year	UR	OER	OWS
1.	Angel McCoughtry	Atlanta	2011	35.7	104	2.8
2.	Angel McCoughtry	Atlanta	2013	35.0	99	2.3
3.	Angel McCoughty	Atlanta	2012	34.9	102	1.8
4.	Betty Lennox	Miami/Minn.	2002	33.6	84	-1.1
5.	Chamique Holdsclaw	Washington	2002	33.3	108	2.9
6.	Jewell Loyd	Seattle	2023	32.9	104	2.6
7.	Angel McCoughtry	Atlanta	2015	32.8	103	3.0
8.	Riquna Williams	Tulsa	2013	32.3	108	2.5
9.	A'ja Wilson	Las Vegas	2024	32.2	119	7.0

OER: an estimate of points produced per 100 possessions
OWS: an estimate of the number of wins contributed by a player due to offense

CALCIUM EFFICIENT

A'ja Wilson shattered the league-record with 20 consecutive games **of 20 or more points** from Aug. 28, 2023, through June 27, 2024.

WNBA Record 20-Point Game Streaks

	Player	Games	Streak Start	Streak End
1.	A'ja Wilson	20	Aug. 28, 2023	June 27, 2024
2.	Diana Taurasi	13	July 22, 2006	May 19, 2007
3.	Breanna Stewart	12	June 29, 2017	Aug. 5, 2017
	Arike Ogunbowale	12	Sept. 10, 2023	June 13, 2024

ON HER A'GAME

Per **Her Hoops Stats**, A'ja Wilson scored 20 or more points 34 times in 2024, or 89.5% of her games, finishing with the highest percentage of 20-point games in a season in league history.

	Player	Team	Year	20+ Point Games	Total Games	PCT
1.	A'ja Wilson	Las Vegas	2024	34	38	89.5
2.	Diana Taurasi	Phoenix	2008	26	34	76.5
3.	Diana Taurasi	Phoenix	2006	26	34	76.5
4.	Arike Ogunbowale	Dallas	2024	28	38	73.7
5.	A'ja Wilson	Las Vegas	2023	29	40	72.5

FOR THE RECORD

A few of the WNBA single-season records Wilson rewrote in 2024...

	Player	Team	Year	Points
1.	A'ja Wilson	Las Vegas	2024	1'021
2.	Jewell Loyd	Seattle	2023	939

	Player	Team	Year	PPG
1.	A'ja Wilson	Las Vegas	2024	26.868
2.	Diana Taurasi	Phoenix	2006	25.294

	Player	Team	Year	Rebounds
1.	A'ja Wilson	Las Vegas	2024	451
2.	Angel Reese	Chicago	2024	446

	Player	Team	Year	Def. Rebounds
1.	A'ja Wilson	Las Vegas	2024	372
2.	Alyssa Thomas	Connecticut	2023	314

	Player	Team	Year	Def. Reb/Game
1.	A'ja Wilson	Las Vegas	2024	9.79
2.	Chamique Holdsclaw	Washington	2002	8.90

	Player	Team	Year	20+ Pt Games
1.	A'ja Wilson	Las Vegas	2024	34
2.	A'ja Wilson	Las Vegas	2023	29

	Player	Team	Year	25+ Pt Games
1.	A'ja Wilson	Las Vegas	2024	25
2.	Jewell Loyd	Seattle	2023	21

	Player	Team	Year	FGM/G
1.	A'ja Wilson	Las Vegas	2024	10.13
2.	Tina Charles	Washington	2021	8.82

	Player	Team	Year	2PTM/G
1.	A'ja Wilson	Las Vegas	2024	9.632
2.	Brittney Griner	Phoenix	2019	8.677

LOOK AT ALL THE PEOPLE HERE TONIGHT

Over the past two seasons, the Aces have been rewriting their home attendance record books, and in 2024 made WNBA history by becoming the first team in the league to sell out 100% of their home games in a season. The Aces sold out their entire season ticket membership inventory for the 2025 season last August—the earliest any team had ever done so.

- **The Aces have sold out 28 straight home games**, dating to Game 1 of the 2023 WNBA Finals.
- On July 2, 2024, there were **20,366 in attendance at T-Mobile Arena**, which was the fifth-most attended game in WNBA regular season history and the most since 1999.
- The franchise-high 20,366 fans at T-Mobile Arena against Indiana on July 2 eclipsed the previous regular season record of 17,406, set on Sept. 10, 2023, when the Aces played host to the Mercury.
- Prior to this season, the top 10 attendance marks for Las Vegas Aces games played at Michelob ULTRA Arena came in 2024. However, the first two games at MUA in 2025 have jumped to the top of the MUA list.
- After seeing attendance averages hit no higher than 5,606 over their first four seasons in Las Vegas, the Aces upped their average to 9,551 fans per game in 2023, and surpassed that number in 2024 with an average of 11,283 over their 20 regular season home games.
- The **Aces sold out of their 2024 season-ticket memberships in early March** and had 7 full sellouts by the third week in April, breaking the Las Vegas record of 6 regular season sellouts set in 2023.
- The Aces **sold out of their 2025 season-ticket memberships in August 2024**, the earliest any W team had ever done so.
- The attendance mark of 10,431 against Connecticut on Sept. 15 is the largest crowd ever for an Aces game at Michelob ULTRA Arena.
- The Las Vegas Aces have welcomed **10,000 or more fans at 35** home games since arriving in the Valley in 2018—3 of which came in 2022, 9 were in 2023 and 23 in 2024.
- On Sept. 13, 2023, **the Aces rewrote their playoff attendance record** since arriving in Las Vegas with 12,927 fans at T-Mobile Arena for their first game of the First Round against the Sky. The franchise high for a playoff game is 16,012, set Oct. 3, 2008, when the San Antonio Stars hosted the Detroit Shock in the Finals.
- On Oct 8, 2023, against New York, the Aces welcomed the **most fans ever to attend a playoff game in Michelob ULTRA Arena (10,300)**. That mark has since been eclipsed numerous times.
- The Aces ranked **1st in the W in attendance in 2023** with the help of 6 sold out games and **3rd in 2024** after 20 sellouts. The Aces also sold out 2 playoff games in 2024.

Top 10 Attended Games Since Moving to Las Vegas

	Date	Opponent	Attendance
1.	July 2, 2024	Indiana#	20,366
2.	Sept. 3, 2024	Chicago#	18,394
3.	Sept. 10, 2023	Phoenix#	17,406
4.	Sept. 13, 2023	Chicago#*	12,927
5.	May 23, 2025	Washington	10,509
6.	May 30, 2025	Los Angeles	10,504
7.	Sept. 15, 2024	Connecticut	10,431
8.	Aug. 21, 2024	Minnesota	10,429
9.	June 15, 2024	New York	10,424
10.	May 14, 2024	Phoenix	10,419

** Playoff Game*
 # Played in T-Mobile Arena

LAS VEGAS ACES GAME NOTES (STATS & RANKINGS THROUGH GAMES OF MAY 30)

DATE	OPP	H/A	W/L	SCORE	HOME REC	ROAD REC	Overall Record	ACES HIGH	PTS	ACES HIGH	REB	ACES HIGH	AST	OPP HIGH	PTS	ATTEND
5/17	NYL	A	L	92-78	0-0	0-1	0-1	Wilson	**31**	Wilson	**16**	Young	**5**	Stewart	**25**	**17,344**
5/20	CON	A	W	87-62	0-0	1-1	1-1	Wilson	22	Wilson	10	Gray, Wilson	4	Charles	20	8,179
5/23	WAS	H	W	75-72	1-0	1-1	2-1	Young	25	Wilson	12	Wilson	**5**	Citron	19	10,509
5/25	SEA	A	L	102-82	1-0	1-2	2-2	Wilson	15	Kitley, Wilson	5	Wilson	4	Ogwumike	23	10,634
5/30	WAS	H	W	96-81	2-0	1-2	3-2	Wilson	35	Wilson	13	Wilson	6	Plum	17	10,504
6/1	SEA	A														
6/7	GSV	A														
6/11	LAS	H														
6/13	DAL	H														
6/15	PHX	H														
6/17	MIN	A														
6/20	SEA	H														
6/22	IND	H														
6/25	CON	H														
6/26	WAS	H														
6/29	PHX	A														

HEAD COACH BECKY HAMMON



Las Vegas Aces President Nikki Fargas announced on December 31, 2021, that the team hired San Antonio Spurs assistant and 6-time WNBA All-Star Becky Hammon as the team's head coach.

Hammon rewarded the Aces less than nine months later with the fanchise's first WNBA Championship.

She repeated that feat in her second season, helping the Aces become the first team to claim back-to-back WNBA titles in more than 20 years.

While the Aces 3-peat bid fell short in Hammon's third season, the injury-hampered team still advanced to the WNBA Semifinals and finished fourth in league play.

In her first three years with the Aces, Las Vegas tallied a 77-29 (.726) mark in the regular season, 19-6 (.760) in playoff games and also captured the 2022 Commissioner's Cup crown.

The seeds for Hammon's hiring were originally sewn when the Aces retired her jersey on September 13, 2021. That ceremony served as the culmination of the franchise's 25th anniversary alumni initiative, which saw the Aces embrace their Utah and San Antonio roots, and celebrate the players who helped build the franchise and the league from the ground up. Las Vegas owner Mark Davis spent time with Hammon and her family that week, and walked away understandably impressed.

Hammon played 16 seasons in the WNBA, including her final eight in San Antonio, where she led the franchise to its first finals appearance in 2008.

On August 5, 2014, Spurs head coach Gregg Popovich hired Hammon as a full-time assistant making her the first woman in NBA history to hold that position.

Since that time, Hammon continued to accumulate coaching 'firsts' in the NBA. On July 3, 2015, she became the first woman to serve as head coach in the NBA's Summer League where she led the Spurs to the league title.

Less than a year later, Hammon became the first woman to be part of an All-Star coaching staff, and on December 30, 2020, following Popovich's ejection in San Antonio's game against Los Angeles, Hammon took over on the bench, becoming the first woman acting head coach in the history of the NBA.

A member of the league's 15th, 20th and 25th anniversary teams, Hammon went undrafted in 1999 following her All-American career at Colorado State. She signed with New York as a free agent that same year, helping the team to WNBA Finals appearances in three of her first four years in the Big Apple.

The Rapid City, South Dakota native earned her first All-Star nod in 2003, and represented New York on the Eastern Conference squad in 2005 and 2006 as well.

Following the 2006 season, New York traded Hammon to San Antonio. In her first year in silver and black, she posted what were then career highs in scoring (18.8 ppg), and assists (5.0) while earning another trip to the WNBA All-Star Game. As a team, the Silver Stars made their first appearance in the postseason since 2002, falling to Phoenix in the Western Conference Finals.

In 2008, Hammon led San Antonio to its first trip to the WNBA Finals where they fell to Detroit. The Silver Stars made the playoffs in each of her seven full seasons with the team, and Hammon once again was named to the All-Star team in 2009 and 2011.

She retired as the franchise leader in assists per game (5.1) and scoring average (15.6), and the WNBA leader in career free throw percentage (89.7).

Hammon, who was inducted into the Naismith Memorial Hall of Fame on Aug. 12, 2023, was inducted into the Women's Basketball Hall of Fame in 2022, the Colorado Sports Hall of Fame in 2015 and the San Antonio Sports Hall of Fame in 2018.





HEAD COACH BECKY HAMMON

Colorado State (1995-99)	
All-American	1997, 1998, 1999
NCAA Sweet Sixteen	1999
NCAA Second Round	1996, 1998
WAC Mountain Division Player of the Year	1997-98, 1998-99
WAC Pacific Division Player of the Year	1996-97
WAC Tournament MVP	1996
WAC Freshman of the Year	1995-96
WAC All-Time Leading Scorer	2,740 points, 1995-99
WAC Single-Season Scoring Leader	824 points, 1998-99
WAC Single-Season Made 3-Pointers Leader	114, 1998-99
No. 25 Retired by Colorado State	January 22, 2005
Coaching Career (2014-present)	
San Antonio Spurs Assistant (NBA)	2014-22
Las Vegas Aces (WNBA)	2022-present
WNBA Champion	2022, 2023
Coach of the Year	2022
Coach of the Month	Sept. 2024, June 2023, May 2022
Commissioner's Cup Champion	2022

WNBA (1999-2014)	
New York Liberty	1999-2006
San Antonio Stars	2007-14
All-Star	2003, 2005-07, 2009, 2011
All-WNBA First Team	2007, 2009
All-WNBA Second Team	2005, 2008
WNBA Assists Leader	2007
WNBA 15th Anniversary Team	2011
WNBA 20th Anniversary Team	2016
WNBA 25th Anniversary Team	2021
WNBA Finals	1999, 2000, 2002, 2008
No. 25 Retired by San Antonio	June 25, 2016
No. 25 Retired by Las Vegas	September 13, 2021
Halls of Fame	
Naismith Memorial Basketball Hall of Fame	2023
San Antonio Sports Hall of Fame	2018
Colorado Sports Hall of Fame	2015

WNBA HEAD COACH RECORD

		REG SEASON		WNBA	PLAYOFFS		
TEAM	**YEAR**	**W-L**	**PCT**	**FINISH**	**W-L**	**PCT**	**NOTES**
Las Vegas Aces	2022	26-10	.722	1st	8-2	.800	WNBA Champion, Commissioner's Cup Champion, regular season No. 1
Las Vegas Aces	2023	34- 6	.850	1st	8-1	.875	WNBA Champion, regular season No. 1
Las Vegas Aces	2024	27-13	.675	4th	3-3	.500	WNBA Semifinals
Las Vegas Aces	2025	3-2	.600				
Totals	**4 Seasons**	**90-31**	**.744**	**---**	**19-6**	**.760**	**2 WNBA championships, 1 Commissioner's Cup championship**

NBA ASSISTANT COACH RECORD

	REG SEASON			NBA PLAYOFFS			
TEAM	**YEAR**	**W-L**	**PCT**	**CONF**	**W-L**	**PCT**	**NOTES**
San Antonio	2014-15	55-27	.671	6th	3-4	.429	Western Conference First Round
San Antonio	2015-16	67-15	.817	2nd	6-4	.600	Western Conference Semifinals
San Antonio	2016-17	61-21	.744	2nd	8-8	.500	Western Conference Finals
San Antonio	2017-18	47-35	.573	7th	1-4	.250	Western Conference First Round
San Antonio	2018-19	48-34	.585	7th	3-4	.429	Western Conference First Round
San Antonio	2019-20	32-39	.451	11th	-	.-	-
San Antonio	2020-21	33-39	.458	10th	-	.-	-
San Antonio	2021-22	34-48	.415	10th	-	.-	-
Totals	**8 Years**	**377-258**	**.594**		**21-24**	**.467**	

WNBA STATISTICS

YEAR	TM	G	GS	MP	FG	FGA	FG%	3P	3PA	3P%	2P	2PA	2P%	eFG%	FT	FTA	FT%	OR	DR	REB	RPG	A	S	B	TO	PF	PTS	PPG
1999	NYL	30	0	202	27	64	.422	11	38	.289	16	26	.615	.508	15	17	.882	2	17	19	0.6	17	6	0	24	27	80	2.7
2000	NYL	32	16	835	119	252	.472	52	141	.369	67	111	.604	.575	61	69	.884	19	45	64	2.0	58	29	1	62	55	351	11.0
2001	NYL	32	0	619	90	197	.457	42	111	.378	48	86	.558	.563	40	51	.784	10	42	52	1.6	51	27	1	48	46	262	8.2
2002	NYL	32	1	659	87	197	.442	44	114	.386	43	83	.518	.553	38	56	.679	18	50	68	2.1	54	25	0	55	49	256	8.0
2003	NYL	11	2	257	50	87	.575	23	49	.469	27	38	.711	.707	39	41	.951	1	20	21	1.9	18	10	1	27	13	162	14.7
2004	NYL	34	34	1130	153	354	.432	57	170	.335	96	184	.522	.513	97	116	.836	17	101	118	3.5	150	58	2	118	73	460	13.5
2005	NYL	34	34	1165	145	336	.432	65	178	.365	80	158	.506	.528	118	131	.901	20	94	114	3.4	146	60	2	107	77	473	13.9
2006	NYL	22	20	674	107	252	.425	37	108	.343	70	144	.486	.498	72	75	.960	6	60	66	3.0	81	29	3	65	46	323	14.7
2007	SAS	28	27	934	179	402	.445	74	183	.404	105	219	.479	.537	95	102	.931	8	69	77	2.8	140	23	5	114	51	527	18.8
2008	SAS	33	33	1101	171	438	.390	77	220	.350	94	218	.431	.478	163	174	.937	13	78	91	2.8	161	43	7	104	60	582	17.6
2009	SAS	31	31	1049	200	447	.447	76	206	.369	124	241	.515	.532	128	142	.901	25	78	103	3.3	156	49	12	111	54	604	19.5
2010	SAS	32	32	1075	159	360	.442	69	177	.390	90	183	.492	.538	97	101	.960	16	77	93	2.9	172	36	8	108	61	484	15.1
2011	SAS	33	33	1050	176	400	.440	75	193	.389	101	207	.488	.534	99	111	.892	5	91	96	2.9	192	49	7	119	51	526	15.9
2012	SAS	33	33	998	160	363	.441	80	184	.435	80	179	.447	.551	85	97	.876	9	74	83	2.5	176	31	6	106	37	485	14.7
2013	SAS	1	1	12	1	3	.333	0	1	.000	1	2	.500	.333	0	0	----	0	1	1	1.0	1	0	0	3	0	2	2.0



KIERSTAN BELL • No. 1

Forward • 6-1 • Florida Gulf Coast '22 • 4th Year

WNBA CAREER HIGHLIGHTS

- 2022 & 2023 WNBA Champion.

2025 (LAS VEGAS)

•

2024 (LAS VEGAS)

- Was injured early on and played in just 6 games during the regular season and saw action in one game in the postseason.

2023 (LAS VEGAS)

- Won WNBA Championship.
- Scored in double figures 3 times, including a career-high 15 points on Aug. 1.
- Saw action in 8 playoff contests and scored a high of 4 points vs. Dallas on Sept. 29.

2022 (LAS VEGAS)

- Won WNBA Championship
- In the playoffs, scored a career playoff-high 11 vs. Phoenix on Aug. 20.

COLLEGIATE HIGHLIGHTS (FLORIDA GULF COAST/OHIO STATE)

- Named ASUN Player of the Year as a sophomore.
- First player in program history to record a 20-20 game (24 points, 20 rebounds) in FGCU debut vs Davidson on Nov. 30, 2020.
- 2021, 2022 All-American honorable mention.
- 2-time Becky Hammon Mid-Major Player of the Year.
- Transferred to Florida Gulf Coast after playing as a freshman for Ohio State, where she listed as an All-Big Ten honorable mention and named to the Big Ten All-Freshmen Team.

GO TO KIERSTAN BELL'S COMPLETE BIO ONLINE

- Online bio includes items such as expanded WNBA statistics, more notes, college and international statistics, and more!

RECORD WITHOUT

Year	Games Missed	Record With	Record Without
2022	15	18-3	8-7
2023	4	31-5	3-1
2024	34	6-0	21-13
2025	0	2-2	1-0
Totals	**53**	**57-10**	**33-21**

WNBA RANKINGS

	PPG	RPG	APG	SPG	BPG	MPG	FG%	3G%	FT%
2022	---	---	---	---	---	---	---	---	---
2023	---	---	---	---	---	---	---	---	---
2024	---	---	---	---	---	---	---	---	---
2025	---	---	---	---	35*	---	---	---	---

2025 REGULAR SEASON HIGHS

PTS	3	2x,	last at Seattle	May 23
REBS	2	@	New York	May 17
ASTS	1	2x,	last at Seattle	May 23
STLS	1	@	Connecticut	May 20
BLKS	1	@	Connecticut	May 20
MINS	12:36	@	Connecticut	May 20

SEASON HIGHS

	PTS	REBS	ASTS	STLS	BLKS	MIN	FGM	FGA	3PM	3PA	FTM	FTA
2022	12	5	2	1	1	15:48	4	6	2	4	2	2
2023	15	5	2	2	2	19:24	5	9	3	6	2	2
2024	12	4	5	0	0	24:12	4	11	3	6	1	2
2025	3	2	1	1	1	12:36	1	3	1	3	0	0

CAREER REGULAR SEASON HIGHS

PTS	15		Atlanta	Aug. 1, 2023
REBS	5	@	Connecticut	June 8, 2023
ASTS	5		Dallas	Sept. 19, 2024
STLS	2	2x,	Last vs. New York	Aug. 17, 2023
BLKS	2		Los Angeles	May 27, 2023
MINS	24:12		Dallas	Sept. 19, 2024

MILESTONES REACHED

Mark	Opponent	Date	Game #
1st Point	Phoenix	5/21/2022	5

UPCOMING MILESTONES

Mark	Category	Current	Needs
200	Points	184	16
100	Rebounds	85	15

10+ REBOUNDS & ASSISTS GAMES

	REB	ASTS	DUB-DUBS
YEAR	10+	10+	PT/REB
2022	0	0	0
2023	0	0	0
2024	0	0	0
2025	0	0	0
Totals	**0**	**0**	**0**

10+ POINT GAMES

SCORING		
YEAR	10+	20+
2022	1	0
2023	3	0
2024	1	0
2025	0	0
Totals	**4**	**0**

CAREER REGULAR SEASON STATISTICS

YEAR	TM	G	GS	MP	FGM	FGA	FG%	3PM	3PA	3P%	2PM	2PA	2P%	eFG%	FT	FTA	FT%	OR	DR	REB	RPG	A	S	B	TO	PF	PTS	PPG
2022	LVA	21	1	121	10	33	.303	3	22	.136	7	11	.636	.348	4	4	1.000	4	15	19	0.9	7	2	3	5	10	27	1.3
2023	LVA	36	0	424	53	153	.346	20	82	.244	33	71	.465	.412	6	10	.600	14	42	56	1.6	18	15	5	14	47	132	3.7
2024	LVA	6	0	43	6	16	.375	4	8	.500	2	8	.250	.500	1	2	.500	1	5	6	1.0	5	0	0	1	5	17	2.8
2025	LVA	4	0	28	3	9	.333	2	7	.286	1	2	.500	.444	0	0		0	4	4	1.0	2	1	2	0	0	8	2.0
Career		**67**	**1**	**616**	**72**	**211**	**.341**	**29**	**119**	**.244**	**43**	**92**	**.467**	**.410**	**11**	**16**	**.688**	**19**	**66**	**85**	**1.3**	**32**	**18**	**10**	**20**	**62**	**184**	**2.7**



CRYSTAL BRADFORD • No. 8

Forward • 6-0 • Central Michigan '15 • 3rd Year

WNBA CAREER HIGHLIGHTS

- Selected No. 7 by the Los Angeles Sparks in the 2015 WNBA Draft.

2025 (LAS VEGAS)

-

2023 (LOS ANGELES - PRESEASON)

- Played in one preseason game for Los Angeles in 2023 and was waived prior to the start of the season.

2021 (ATLANTA)

- Contributed 8.8 ppg and 3.8 rpg, while shooting 42.9% from the field over 24 games before being sidelined by a right foot injury on Aug. 24, 2021.

2015 (LOS ANGELES)

- Saw action in 15 games as a rookie and averaged 2.7 ppg and 1.3 rpg.

OFFSEASON PLAY

- Has extensive international experience competing in China, Finland, Israel, Poland and Turkey.
- Finished in third place in the 2025 AU overall standings; set an AU single-game record with 10 3-pointers (10-20 3pt FGs).
- Before returning to the United States to play in the 2025 AU season, she competed in China for the 2024-25 Shanghai Sharks, for whom she posted averages of 17.7 ppg, 12.4 rpg and shot 56.5% from the field over 18 games.

COLLEGIATE HIGHLIGHTS

- Left Central Michigan as CMU's all-time leader in points (2,006), rebounds (1,140), field goals made (805) and blocked shots (177).
- Was the first CMU player to be drafted into the WNBA.
- Earned 2013 Mid-American Conference Tournament MVP honors after leading Central Michigan to the championship and its first NCAA Tournament berth since 1984.

USA BASKETBALL

- Earned a gold medal with the 2013 USA World University Games Team in Kazan, Russia.

PERSONAL

- Hails from Detroit, Michigan.

WNBA RANKINGS

	PPG	RPG	APG	SPG	BPG	MPG	FG%	3G%	FT%
2015	---	---	---	---	---	---	---	---	---
2021	---	---	---	16	---	---	---	29	---
2025	---	---	---	---	---	---	---	---	---

SEASON HIGHS

	PTS	REBS	ASTS	STLS	BLKS	MIN	FGM	FGA	3PM	3PA	FTM	FTA
2015	9	5	2	2	2	25:38	3	10	2	5	2	3
2021	17	8	7	4	2	32:55	7	15	4	7	4	7
2025	2	2	0	1	0	8:23	1	2	0	1	0	0

2025 REGULAR SEASON HIGHS

PTS	2	2x,	last vs Washington	May 25
REBS	2	@	Connecticut	May 20
ASTS	0			
STLS	2	@	Connecticut	May 20
BLKS	0			
MINS	8:23	@	Connecticut	May 20

CAREER REGULAR SEASON HIGHS

PTS	17	@	Seattle	July 2, 2021
REBS	8	@	Los Angeles	Aug. 17, 2021
ASTS	7	@	Seattle	July 2, 2021
STLS	4	2x,	Last @ Seattle	July 2, 2021
BLKS	2	3x,	Last vs. Phoenix	Aug. 21, 2021
MINS	32:55	@	Los Angeles	Aug. 17, 2021

MILESTONES REACHED

Mark		Opponent	Date	Game #
1st Point		New York	7/22/2015	1
100th Point	@	Minnesota	6/6/2021	23
100th Rebound	@	Los Angeles	8/19/2021	37

UPCOMING MILESTONES

Mark	Category	Current	Needs
300	Points	256	44
200	Rebounds	113	87
50	Assists	43	7

10+ REBOUNDS & ASSISTS GAMES

	REB	ASTS	DUB-DUBS
YEAR	10+	10+	PT/REB
2015	0	0	0
2021	0	0	0
2025	0	0	0
Totals	0	0	0

10+ POINT GAMES

SCORING		
YEAR	10+	20+
2015	0	0
2021	9	0
2025	0	0
Totals	**9**	**0**

CAREER REGULAR SEASON STATISTICS

YEAR	TM	G	GS	MP	FGM	FGA	FG%	3PM	3PA	3P%	2PM	2PA	2P%	eFG%	FTM	FTA	FT%	OR	DR	REB	RPG	A	S	B	TO	PF	PTS	PPG
2015	LAS	15	1	142	15	54	.278	6	26	.231	9	28	.321	.333	5	7	.714	4	16	20	1.3	7	6	2	5	20	41	2.7
2021	ATL	24	9	440	82	191	.429	29	81	.358	53	110	.482	.505	18	39	.462	31	60	91	3.8	36	28	9	23	56	211	8.8
2025	LVA	3	0	19	2	4	.500	0	1	.000	2	3	.667	.500	0	0		1	1	2	0.7	0	2	0	1	3	4	1.3
Career		**42**	**10**	**601**	**99**	**249**	**.398**	**35**	**108**	**.324**	**64**	**141**	**.454**	**.468**	**23**	**46**	**.500**	**36**	**77**	**113**	**2.7**	**43**	**36**	**11**	**29**	**79**	**256**	**6.1**



DANA EVANS • No. 11

Guard • 5-6 • Louisville 2021 • 5th Year

WNBA CAREER HIGHLIGHTS

- 2021 WNBA Champion
- 2021 WNBA All-Rookie Team.
- Selected No. 13 overall (first in the second round) by Dallas in the 2021 WNBA Draft.

2025 (LAS VEGAS)

-

2024 (CHICAGO)

- Saw 12 starts in 2024 and posted 7.2 ppg and 2.4 apg

2023 (CHICAGO)

- Checked in for 38 of 39 games played and contributed 9.0 ppg and 3.0 apg en route to finishing third in the 2023 WNBA Sixth Player of the Year voting.

2022 (CHICAGO)

- Scored her career-high 24 points in her first career start to open the 2022 campaign.

2021 (DALLAS & CHICAGO)

- Traded to Chicago on 6/2/21, after averaging 4 minutes a game, more than doubled her playing time after the move to Chicago to 8.6 minutes and went from 0.8 ppg to 3.9 ppg and 0.5 apg to 1.2 apg.
- Saw action in 6 games for Dallas, 22 for Chicago.

OFFSEASON

- Spent her first WNBA offseason playing in Hungary and since then has competed for Besiktas in the Turkish Super League, as well as the EuroCup (2022-23 through 2023-24).

COLLEGIATE HIGHLIGHTS (LOUISVILLE)

- A two-time All-American
- 2020 and 2021 ACC Player of the Year
- 2019 ACC Sixth Player of the Year
- 2018 ACC All-Freshman Team
- Averaged 12.7 ppg, 2.4 rpg and 3.9 apg over 135 games.

PERSONAL

- Hails from Gary, Indiana.

RECORD WITHOUT

Year	Games Missed	Record With	Record Without
2021	2	14-15	2-0
2022	3	24-9	2-1
2023	1	17-22	1-0
2024	1	12-27	1-0
2025	0	3-2	0
Totals	**7**	**70-75**	**6-1**

DANA EVANS • No. 11

WNBA RANKINGS

	PPG	RPG	APG	SPG	BPG	MPG	FG%	3G%	FT%
2021	---	---	---	---	---	---	---	---	---
2022	---	---	---	---	---	---	---	---	---
2023	---	---	25	---	---	---	---	---	19
2024	---	---	33	---	---	---	---	19	---
2025	---	---	---	---	---	---	---	3	---

2025 REGULAR SEASON HIGHS

PTS	10	@	New York	May 17
REBS	2		Washington	May 23
ASTS	3	2x,	last @ Connecticut	May 20
STLS	1		Los Angeles	May 30
BLKS	1	@	New York	May 17
MINS	22:49	@	Connecticut	May 20

SEASON HIGHS

	PTS	REBS	ASTS	STLS	BLKS	MIN	FGM	FGA	3PM	3PA	FTM	FTA
2021	14	3	4	2	1	18:43	4	7	2	3	4	4
2022	24	4	5	4	1	35:15	9	17	3	7	4	5
2023	23	4	8	3	2	33:47	8	16	4	6	9	9
2024	15	4	6	5	1	34:44	7	16	4	6	10	10
2025	10	2	3	1	1	22:49	4	7	2	3	2	2

CAREER REGULAR SEASON HIGHS

PTS	24		Los Angeles	May 6, 2022
REBS	4	6x,	last vs Dallas	Sept. 8, 2024
ASTS	8	2x,	last vs Seattle	Aug. 22, 2023
STLS	5		Los Angeles	May 30, 2024
BLKS	2		Indiana	June 15, 2023
MINS	35:15		Los Angeles	May 6, 2022

MILESTONES REACHED

Mark	Opponent	Date	Game #
1st Point	Seattle	5/22/2021	2
100th Point	Los Angeles	5/6/2022	30
500th Point	Seattle	8/22/2023	94
100th Assist	@ Los Angeles	6/9/2023	70
100th Rebound	New York	6/4/2024	109

UPCOMING MILESTONES

Mark	Category	Current	Needs
1,000	Points	897	103
300	Assists	295	5

10+ REBOUNDS & ASSISTS GAMES

	REB	ASTS	DUB-DUBS
YEAR	**10+**	**10+**	**PT/REB**
2021	0	0	0
2022	0	0	0
2023	0	0	0
2024	0	0	0
2025	0	0	0
Totals	**0**	**0**	**0**

10+ POINT GAMES

SCORING		
YEAR	**10+**	**20+**
2021	1	0
2022	4	1
2023	14	3
2024	17	0
2025	1	0
Totals	**37**	**4**

CAREER REGULAR SEASON STATISTICS

YEAR	TM	G	GS	MP	FGM	FGA	FG%	3PM	3PA	3P%	2PM	2PA	2P%	eFG%	FT	FTA	FT%	OR	DR	REB	RPG	A	S	B	TO	PF	PTS	PPG
2021	TOT	29	0	221	27	79	.342	18	45	.400	9	34	.265	.456	23	26	.885	1	10	11	0.4	30	5	1	17	21	95	3.3
2021	DAL	6	0	24	1	6	.167	1	3	.333	0	3	.000	.250	2	2	1.000	0	0	0	0.0	3	0	0	4	3	5	0.8
2021	CHI	23	0	197	26	73	.356	17	42	.405	9	31	.290	.473	21	24	.875	1	10	11	0.5	27	5	1	13	18	90	3.9
2022	CHI	33	1	378	49	130	.377	22	67	.328	27	63	.429	.462	22	25	.880	5	22	27	0.8	41	10	3	27	29	142	4.3
2023	CHI	39	1	837	116	322	.360	42	143	.294	74	179	.413	.425	76	89	.854	7	40	47	1.2	118	27	4	61	45	350	9.0
2024	CHI	39	12	743	95	252	.377	41	109	.376	54	143	.378	.458	48	50	.960	5	38	43	1.1	94	26	5	53	48	279	7.2
2025	LVA	5	0	96	11	32	.344	6	12	.500	5	20	.250	.438	3	5	.600	2	1	3	0.6	12	1	1	4	7	31	6.2
Career		**145**	**14**	**2275**	**298**	**815**	**.366**	**129**	**376**	**.343**	**169**	**439**	**.385**	**.445**	**172**	**195**	**.882**	**20**	**111**	**131**	**0.9**	**295**	**69**	**14**	**162**	**150**	**897**	**6.2**



CHELSEA GRAY • No. 12

Point Gawd • 5-11 • Duke '13 • 10th Year

WNBA CAREER HIGHLIGHTS

- 2023, 2022 & 2016 WNBA Champion
- 2022 WNBA Finals MVP
- 2024, 2023, 2021, 2019, 2018, 2017 WNBA All-Star
- 2019 All-WNBA First Team
- 2023 and 2017 All-WNBA Second Team
- 2022 WNBA Commissioner's Cup MVP
- Two-time WNBA Western Conference Player of the Week (Aug. 1, 2023; May 27, 2018)
- 2023 All-Star Skills Contest winner

2025 (LAS VEGAS)

-

2024 (LAS VEGAS)

- Missed the first 12 games of the season while recovering from the foot injury sustained in Game 3 of the 2023 WNBA Finals.

2023 (LAS VEGAS)

- Won her 3rd WNBA Championship.
- Named to the AP All-League First Team and All-WNBA Second Team.
- Finished 3rd among league leaders for assists (7.3 apg).
- Named an All-Star starter.
- Teamed with Kelsey Plum to win the WNBA All-Star Skills Contest.
- Western Conference Player of the Week for games played July 24-30 (24.5 ppg, 5.5 rpg, 8.5 apg).
- Had 20 points and 7 assists to open the playoffs against Chicago on Sept. 13.
- Injured (left foot) and was sidelined for Game 4 of the Finals.
- Averaged 13.1 ppg and 7.3 apg in the first 3 Finals games.
- Recorded the franchise's 2nd triple-double, the 1st for points-rebounds-assists, with 22 points, 11 rebounds and 11 assists against New York on Aug. 17.
- Notched a franchise-record 10 points-assists double-doubles on the year.

2023 (LAS VEGAS)

- Won her 2nd WNBA Championship.
- Won WNBA Championship
- Named WNBA Finals MVP (18.3 ppg, 3.0 rpg, 6.0 apg, 58.5 FG%, 45.0 3G%)
- Named WNBA Commissioner's Cup MVP (19 points, 4 rebounds, 5 assists)
- Finished 21st in the league in scoring, 4th in assists, 17th in field goal percentage, 4th in free throw percentage, 4th in steals, and 22nd in minutes)

2021 (LAS VEGAS)

- Set or tied 3 franchise assist records—14 in a game vs. Lynx, Sept. 8; 10 in a half and 7 in a quarter vs. Fever, May 28

2019 (LOS ANGELES)

- Recorded the 8th triple-double in WNBA regular season history, July 7 (13-pt, 10-reb, 13-asst vs. Washington).
- Set franchise mark with 20 points in a quarter, August 29 vs. Indiana—2nd most points scored in a quarter in W history

2017 (LOS ANGELES)

- 3-point field goal percentage (.482) was highest in team history and 7th highest in WNBA history for players with 50+ attempts

2014 (CONNECTICUT)

- Sat out season rehabbing right knee injury suffered senior year at Duke.

INTERNATIONAL HIGHLIGHTS

- 2024 Olympic gold medalist; led the USA and **ranked 8th among the 12-team field for assists (5.2 apg)**.
- 2020 Olympic gold medalist
- 2022 World Cup gold medalist

COLLEGIATE HIGHLIGHTS

- 2-time All-American
- 2013 ACC Co-Player of the Year
- Set program record for assists in a season (201) as a sophomore

HIGH SCHOOL HIGHLIGHTS

- 2010 California Miss Basketball
- 2010 Gatorade Player of the Year selection

GO TO CHELSEA GRAY'S COMPLETE BIO ONLINE

- Online bio includes items such as expanded WNBA statistics, more notes, college, international and USA Basketball statistics, and more!

RECORD WITHOUT

Year	Games Missed	Record With	Record Without
2014	34	0- 0	13-21
2015	0	15-19	0- 0
2016	1	25- 8	1- 0
2017	0	26- 8	0- 0
2018	0	19-15	0- 0
2019	0	22-12	0- 0
2020	0	15- 7	0- 0
2021	0	24- 8	0- 0
2022	1	25-10	1- 0
2023	0	34- 6	0- 0
2024	13	20- 7	7- 6
2025	0	3-2	0-0
Totals	**48**	**228-102**	**22-27**

SEASON HIGHS

	PTS	REBS	ASTS	STLS	BLKS	MIN	FGM	FGA	3PM	3PA	FTM	FTA
2015	16	9	7	3	2	25:48	6	11	4	5	5	6
2016	23	6	8	3	1	36:30	8	10	2	3	6	7
2017	25	8	10	4	1	47:51	9	18	5	8	8	10
2018	26	7	11	6	3	38:36	11	20	4	7	8	11
2019	30	10	13	5	2	41:03	11	21	7	9	7	7
2020	27	8	11	3	1	39:06	10	19	4	7	5	5
2021	21	6	14	5	2	37:14	8	19	3	6	5	5
2022	33	7	12	5	2	39:56	11	17	5	8	11	11
2023	27	11	12	4	3	37:23	10	22	4	7	10	12
2024	22	8	10	3	2	33:53	8	14	3	8	4	5
2025	17	6	4	4	2	35:02	7	17	4	8	6	7

CHELSEA GRAY • No. 12

WNBA RANKINGS

	PPG	RPG	APG	SPG	BPG	MPG	FG%	3G%	FT%
2015	---	---	18th	---	---	---	---	---	---
2016	---	---	---	---	---	---	---	---	---
2017	19th	---	6th	---	---	3rd	10th	1st	22nd
2018	19th	---	6th	6th	---	5th	16th	14th	18th
2019	13th	---	2nd	---	---	4th	---	13th	5th
2020	21st	---	5th	11th	---	14th	---	---	2nd
2021	---	---	4th	20th	---	---	16th	16th	---
2022	21st	---	4th	4th	---	22nd	17th	---	4th
2023	21st	---	3rd	9th	24th	15th	14th	7th	5th
2024	---	---	---	---	---	---	---	33rd	---
2025	31	---	24	15	---	32	---	28	18

2025 REGULAR SEASON HIGHS

PTS	17		Washington	May 23
REBS	6	@	Connecticut	May 20
ASTS	4	3x,	last vs Los Angeles	May 30
STLS	4		Los Angeles	May 30
BLKS	2		Los Angeles	May 30
MINS	35:02	@	New York	May 17

CAREER REGULAR SEASON HIGHS

PTS	33		Seattle	Aug. 14, 2022
REBS	11		New York	Aug. 17, 2023
ASTS	14		Minnesota	Sept. 8, 2021
STLS	6	@	Minnesota	May 20, 2018
BLKS	3	2x,	Last @ Chicago	Aug. 24, 2023
MINS	48	@	Chicago	Aug. 18, 2017

MILESTONES REACHED

Mark	Opponent	Date	Game #
1st Point	Washington	June 5, 2015	1
1,000th Point	Phoenix	May 27, 2018	105
2,000th Point	Las Vegas	Aug. 7, 2020	175
3,000th Point	@ Seattle	Aug. 7, 2022	255
1,000th Assist	@ Phoenix	May 6, 2022	234
1,5000th Assist	Seattle	June 19, 2024	299
1,000th Rebound	@ Connecticut	Sept. 6, 2024	320

UPCOMING MILESTONES

Mark	Category	Current	Needs
4,000	Points	3,980	20
400	Steals	383	17

10+ REBOUNDS & ASSISTS GAMES

	REB	ASTS	DOUBLE-DOUBLES	
YEAR	**10+**	**10+**	**PT/REB**	**PT/AST**
2015-16	0	0	0	0
2017	0	1	1	0
2018	0	1	1	0
2019	1	2	1	1
2020	0	1	0	0
2021	0	3	1	0
2022	0	1	1	0
2023	1	10	10	1
2024	0	1	0	1
2025	0	0	0	0
Totals	**2**	**20**	**15**	**3**

10+ POINT GAMES

SCORING			
YEAR	**10+**	**20+**	**30 +**
2015	9	0	0
2016	7	2	0
2017	28	6	0
2018	28	9	0
2019	28	7	1
2020	18	4	0
2021	19	1	0
2022	25	5	0
2023	35	8	0
2024	11	1	0
2025	4	0	0
Totals	**212**	**43**	**1**

CAREER REGULAR SEASON STATISTICS

YEAR	TM	G	GS	MP	FGM	FGA	FG%	3PM	3PA	3P%	2PM	2PA	2P%	eFG%	FT	FTA	FT%	OR	DR	REB	RPG	A	S	B	TO	PF	PTS	PPG
2015	CON	34	0	543	86	203	.424	23	66	.348	63	137	.460	.480	40	49	.816	18	60	78	2.3	92	22	5	59	43	235	6.9
2016	LAS	33	1	540	71	157	.452	14	46	.304	57	111	.514	.497	39	50	.780	8	50	58	1.8	71	16	4	40	38	195	5.9
2017	LAS	34	34	1125	184	363	.507	53	110	.482	131	253	.518	.580	81	98	.827	21	92	113	3.3	151	36	8	65	74	502	14.8
2018 *	LAS	34	34	1111	193	399	.484	38	97	.392	155	302	.513	.531	81	97	.835	17	99	116	3.4	175	48	6	79	65	505	14.9
2019 *	LAS	34	34	1108	188	452	.416	50	131	.382	138	321	.430	.471	66	72	.917	14	114	128	3.8	202	33	3	108	49	492	14.5
2020	LAS	22	22	679	122	276	.442	18	59	.305	104	217	.479	.475	46	49	.939	15	66	81	3.7	116	34	2	60	38	308	14.0
2021 *	LVA	32	32	926	148	326	.454	27	71	.380	121	255	.475	.495	32	36	.889	15	77	92	2.9	189	37	9	88	43	355	11.1
2022	LVA	35	35	1039	183	373	.491	34	100	.340	149	273	.546	.536	81	89	.910	10	102	112	3.2	212	57	10	80	54	481	13.7
2023	LVA	40	40	1288	225	459	.490	64	152	.421	161	307	.524	.560	96	107	.897	12	146	158	4.0	291	57	25	101	73	610	15.3
2024	LVA	27	25	702	84	206	.408	26	77	.338	58	129	.450	.471	39	48	.813	5	74	79	2.9	132	34	19	64	37	233	8.6
2025	LVA	5	5	147	20	55	.364	10	26	.385	10	29	.345	.455	14	16	.875	5	14	19	3.8	17	9	2	13	13	64	12.8
Career		**330**	**262**	**9208**	**1504**	**3269**	**.460**	**357**	**935**	**.382**	**1147**	**2334**	**.491**	**.515**	**615**	**711**	**.865**	**140**	**894**	**1034**	**3.1**	**1648**	**383**	**93**	**758**	**527**	**3980**	**12.1**



MEGAN GUSTAFSON • No. 17

Center • 6-4 • Iowa '19 • 6th Year

WNBA HIGHLIGHTS

- Selected No. 17 overall by Dallas in the 2019 WNBA Draft.

2025 (LAS VEGAS)

- Suffered a lower left leg injury during training camp and is out indefinitely

2024 (LAS VEGAS)

- Notched her first start with the Aces against Chicago on Aug. 26; scored a then-season-high 13 points and added 5 rebounds.

2023 (PHOENIX, 9-31)

- Started 4 of 34 contests, the most starts and most games in her W career, and connected on 52.6% of her shots from the field, which ranked 6th among league leaders, and also hit 34.9% from 3-point range.
- Shot 4-of-4 from the field, 1-of-1 from afar and 1-of-1 from the line in 14 minutes against Connecticut on August 31.
- Scored a career-high 19 points and grabbed 8 rebounds against Atlanta in fewer than 22 minutes.
- Pulled down a season-high 10 boards to go with 10 points, her lone double-double of the season, against the Aces on June 21.
- After averaging no more than 4.0 ppg and 3.6 rpg in each of her first four seasons, upped her averages to career-bests of 7.9 ppg and 3.9 rpg in 2023
- Ranked among the top 10 league leaders for field goal percentage (6th), 2-point field goal percentage (.576, 4th), true shooting percentage (.608, 10th) and effective field goal percentage (.564, 7th).

2022 (PHOENIX, 15-21)

- Played in 33 games off the bench, the most games in a season over her first four years in the league.
- Scored a season-high 15 points on 6-of-10 shooting from the field against Minnesota on August 10.
- Posted one double-double, 12 points and 10 boards, against Chicago on Aug. 14.

2021 (WASHINGTON, 19-21)

- Had season-highs of 12 points at Seattle on Sept. 7 and 9 rebounds at Chicago on July 10.

2020 (DALLAS, 8-14)

- Dallas had a 4-6 record in the 10 games she played from July 26-September 13.

2019 (DALLAS, 10-24)

- Twice scored 11 points and three times hauled in 8 rebounds as a rookie for Dallas.
- Went 7-of-7 from the line against New York on August 1 and shot a career-best 90.0% from the line on the year.

INTERNATIONAL (SPAIN)

- Averaged team-highs of 18.0 points, 9.3 rebounds and 1.8 steals per game as Spain finished in 5th place with a 3-1 record; among the 12-team field she **ranked 5th for scoring and field goal percentage (.577), 2nd for 2-point percentage (.667) and 3rd for rebounding**
- The naturalized Spaniard helped Spain earn its 2024 Olympic berth at the 2024 Olympic Qualifying Tournament in Sopron, Hungary. It was her debut in a Spanish jersey.

COLLEGIATE CAREER HIGHLIGHTS

- In her four years at Iowa, the Hawkeyes posted a 92-43 (.682) record, advanced to postseason play all four years, including the 2019 NCAA Elite Eight, and captured the 2019 Big 10 Tournament and regular season crowns.
- Averaged 20.8 points, 10.8 rebounds and 1.7 blocks per game over her four-year collegiate career, helping Iowa increase its win total from 19 in her freshman season, to 29 as a senior.
- Her No. 10 jersey was retired by the Hawkeyes on January 26, 2020.
- Before being passed in 2023-24 by Caitlin Clark, Gustafson was Iowa's all-time leading scorer (2,804 points), remains as the all-time leading rebounder (1,460) and lists among the top 10 in numerous Iowa single game, single season and all-time career records.
- Her 1,460 rebounds is a Big Ten career record.
- 2019 Naismith, Associated Press, ESPNw and USBWA Player of the Year
- 2019 Senior CLASS Award and Lisa Leslie Award winner.
- Associated Press and USBWA All-America first team (2019) and second team (2018).
- WBCA All-America first team (2019) and honorable mention (2018)
- 2018 (media) and 2019 (media and coaches) Big 10 Player of the Year.
- Unanimous three-time All-Big Ten first team (2017, 2018 and 2019) and was on the 2016 Big Ten All-Freshman Team.
- 2019 Big Ten All-Defensive Team.
- MVP of the 2019 Big Ten Tournament and 2018 and 2019 All-Big Ten Tournament first team selection.

PERSONAL

- Parents are Eva and Clendon Gustafson.
- Has one sister, Emily, who played basketball at Upper Iowa.
- Father played basketball at UW-Superior and mother played basketball and volleyball at St. Scholastica.

GO TO MEGAN GUSTAFSON'S BIO ONLINE

- Online bio includes items such as expanded WNBA statistics, more notes, college, international and Spain Basketball Federation statistics, and more!

RECORD WITHOUT

Year	Games Missed	Record With	Record Without
2019	5	8-14	2-3
2020	12	4-6	4-8
2021	7	5-6	1-6
2022	3	13-20	2-1
2023	6	7-27	2-4
2024	2	25-13	2-0
2025	5	0-0	2-3
Totals	**38**	**62-86**	**15-25**

MEGAN GUSTAFSON • No. 17

WNBA RANKINGS

	PPG	RPG	APG	SPG	BPG	MPG	FG%	3G%	FT%
2019	---	---	---	---	---	---	---	---	---
2020	---	---	---	---	---	---	---	---	---
2021	---	---	---	---	---	---	---	---	---
2022	---	---	---	---	---	---	---	---	---
2023	---	---	---	---	---	---	6th	---	---

2025 REGULAR SEASON HIGHS

PTS	
REBS	
ASTS	
STLS	
BLKS	
MINS	

SEASON HIGHS

	PTS	REBS	ASTS	STLS	BLKS	MIN	FGM	FGA	3PM	3PA	FTM	FTA
2019	11	8	1	1	1	27:10	4	7	1	3	7	7
2020	8	3	1	0	1	16:16	2	5	0	1	4	4
2021	12	9	0	1	1	20:40	6	9	0	1	3	5
2022	15	10	3	2	1	26:14	6	10	2	3	3	5
2023	19	10	3	2	3	27:37	7	15	2	4	5	6
2024	24	7	2	2	2	29:00	9	16	3	6	4	5
2025												

CAREER REGULAR SEASON HIGHS

PTS	24		Dallas	Sept. 19, 2024
REBS	10	2x,	Last vs Las Vegas	Aug. 23, 2023
ASTS	3	4x,	Last vs Washington	Sept. 5, 2023
STLS	2	5x,	Last vs Indiana	July 2, 2024
BLKS	3	@	Atlanta	July 25, 2023
MINS	29:00		Dallas	Sept. 19, 2024

MILESTONES REACHED

Mark	Opponent	Date	Game #
1st Point	Phoenix	June 20, 2019	1
500th Point	Washington	Sept. 5, 2023	110
300th Rebound	Las Vegas	Sept. 8, 2023	111

UPCOMING MILESTONES

Mark	Category	Current	Needs
1000	Points	666	334
400	Rebounds	382	18

10+ REBOUNDS & ASSISTS GAMES

	REB	ASTS	DOUBLE-DOUBLES	
YEAR	10+	10+	PT/REB	PT/AST
2019	0	0	0	0
2020	0	0	0	0
2021	0	0	0	0
2022	1	0	1	0
2023	1	0	1	0
2024	0	0	0	0
2025	0	0	0	0
Totals	**2**	**0**	**2**	**0**

10+ POINT GAMES

SCORING		
YEAR	10+	20+
2019	2	0
2020	0	0
2021	1	0
2022	2	0
2023	14	0
2024	3	1
2025	0	0
Totals	**22**	**1**

CAREER REGULAR SEASON STATISTICS

YEAR	TM	G	GS	MP	FGM	FGA	FG%	3PM	3PA	3P%	2PM	2PA	2P%	eFG%	FT	FTA	FT%	OR	DR	REB	RPG	A	S	B	TO	PF	PTS	PPG
2019	DAL	25	0	238	27	55	.491	1	9	.111	26	46	.565	.500	18	20	.900	20	43	63	2.5	7	4	6	10	26	73	2.9
2020	DAL	10	0	48	4	14	.286	0	1	.000	4	13	.308	.286	6	9	.667	6	5	11	1.1	1	0	1	2	9	14	1.4
2021	WAS	11	1	109	19	32	.594	0	2	.000	19	30	.633	.594	6	9	.667	11	29	40	3.6	0	2	1	9	10	44	4.0
2022	PHO	33	0	318	50	91	.549	12	26	.462	38	65	.585	.615	13	17	.765	17	47	64	1.9	17	6	5	24	62	125	3.8
2023	PHO	34	4	514	102	194	.526	15	43	.349	87	151	.576	.564	50	62	.806	46	85	131	3.9	25	13	14	37	65	269	7.9
2024	LVA	38	7	405	53	106	.500	22	57	.386	31	49	.633	.604	13	17	.765	23	50	73	1.9	9	13	5	14	59	141	3.7
2025	LVA																											
Career		**151**	**12**	**1632**	**255**	**492**	**.518**	**50**	**138**	**.362**	**205**	**354**	**.579**	**.569**	**106**	**134**	**.791**	**123**	**259**	**382**	**2.5**	**59**	**38**	**32**	**96**	**231**	**666**	**4.4**



ELIZABETH KITLEY • No. 33

Center • 6-6 • Virginia Tech '24 • Rookie

WNBA CAREER HIGHLIGHTS

- Selected at No. 24 in the second round of the 2024 WNBA Draft by Las Vegas.

2025 (LAS VEGAS)

•

2024

- Spent the past year rehabilitating a torn ACL suffered at the end of the 2023-24 season

COLLEGIATE CAREER HIGHLIGHTS

- Had her No. 33 jersey retired by Virginia Tech
- Three-time WBCA All-American, 2023 and 2024 AP and USBWA All-American second team and 2022 third team.
- Three-time ACC Player of the Year and four-time All-ACC first team selection.
- Three-time ACC All-Defensive Team honoree.
- 2020 ACC Rookie of the Year.
- Capped her five-year career in Blacksburg as the ACC's all-time leading scorer (2,709) and rebounder (1,506), while connecting on 55.2% of her field goal attempts.
- Averaged 17.9 points and 11.4 rebounds in 151 career games, scored 20 or more points 60 times and 10 or more boards on 81 occasions with 76 double-doubles.
- During her five years in Blacksburg, the Hokies posted a 115-42 (.732) record, competed in four NCAA Tournaments, advanced to the 2023 Final Four, earned the 2023 ACC Tournament crown and the 2024 ACC regular season championship.

PERSONAL:

- Hails from Summerfield, North Carolina
- Two-time state champion and state tournament MVP with Guilford High School.
- Father played basketbal professionally in Brazil and Germany following his collegiate career at Wake Forest.

RECORD WITHOUT

Year	Games Missed	Record With	Record Without
2025	1	2-2	1-0

WNBA RANKINGS

	PPG	RPG	APG	SPG	BPG	MPG	FG%	3G%	FT%
2025	---	---	---	---	---	---	---	---	---

SEASON HIGHS

	PTS	REBS	ASTS	STLS	BLKS	MIN	FGM	FGA	3PM	3PA	FTM	FTA
2025	11	5	0	2	2	16:17	5	8	0	1	1	2

2025 REGULAR SEASON / CAREER HIGHS

PTS	11	@	Seattle	May 23
REBS	5	@	Seattle	May 23
ASTS				
STLS	2	@	Seattle	May 23
BLKS	2	@	Seattle	May 23
MINS	16:17	@	Seattle	May 23

MILESTONES REACHED

Mark	Opponent	Date	Game #
1st Point	New York	5/17/2025	1

UPCOMING MILESTONES

Mark	Category	Current	Needs
100	Points	13	77

10+ REBOUNDS & ASSISTS GAMES

	REB	ASTS	DOUBLE-DOUBLES
YEAR	10 +	10+	PT/REB
2025	0	0	0

10+ POINT GAMES

SCORING		
YEAR	10 +	20+
2025	1	0

CAREER REGULAR SEASON STATISTICS

YEAR	TM	G	GS	MP	FGM	FGA	FG%	3PM	3PA	3P%	2PM	2PA	2P%	eFG%	FT	FTA	FT%	OR	DR	REB	RPG	A	S	B	TO	PF	PTS	PPG
2025	LVA	4	0	39	6	14	.429	0	1	.000	6	13	.462	.429	1	2	.500	3	6	9	2.3	0	3	4	1	8	13	3.3



AALIYAH NYE • No. 13

Guard/Forward • 6-0 • Alabama '24 • Rookie

WNBA CAREER HIGHLIGHTS

- Selected at No. 13 in the first round of the 2025 WNBA Draft by Las Vegas.

2025 (LAS VEGAS)

-

COLLEGIATE CAREER HIGHLIGHTS

- Set the Alabama record for 3-pointers made in a single season with 109 in 2024-25, breaking her own record of 108 set the previous season.
- Transferred to Alabama after spending two years at the University of Illinois
- 2024 Second Team All-SEC
- SEC Player of the Week (12/31/24)
- Set the program single-game record with nine made three pointers on 2/6/25
- Ranked fourth in the NCAA for made three pointers (109)
- Started all 33 games and averaged 33.4 minutes per game
- Finished with 1,739 career points
- Recorded a career-high 32 points on 1/12/25

PERSONAL:

- Hails from East Lansing, MI
- Born on Aug. 14, 2002
- A proud tribal citizen of the Match-E-Be-Nash-She-Wish Band of Pottawatomi Indians (Gun Lake Tribe)
- Daughter of James Nye and LaQueena Douglas
- Has two sisters, older sister, Aazhenii, and a twin sister Aashawnti
- Father played football at Albion College

RECORD WITHOUT

Year	Games Missed	Record With	Record Without
2025	0	3-2	0-0

WNBA RANKINGS

	PPG	RPG	APG	SPG	BPG	MPG	FG%	3G%	FT%
2025	---	---	---	---	---	---	---	---	---

SEASON HIGHS

	PTS	REBS	ASTS	STLS	BLKS	MIN	FGM	FGA	3PM	3PA	FTM	FTA
2025	7	1	1	1	1	17:35	2	3	2	3	1	2

2025 REGULAR SEASON / CAREER HIGHS

PTS	7	@	Seattle	May 25
REBS	1	2x,	last vs Washington	May 23
ASTS	1	@	Seattle	May 25
STLS	1		Washington	May 23
BLKS	1	@	Connecticut	May 20
MINS	17:35	@	Seattle	May 25

MILESTONES REACHED

Mark	Opponent	Date	Game #
1st Point	Connecticut	May 20, 2025	2

UPCOMING MILESTONES

Mark	Category	Current	Needs
100	Points	10	90

10+ REBOUNDS & ASSISTS GAMES

	REB	ASTS	DOUBLE-DOUBLES
YEAR	10 +	10 +	PT/REB
2025	0	0	0

10+ POINT GAMES

SCORING		
YEAR	10 +	20 +
2025	0	0

CAREER REGULAR SEASON STATISTICS

YEAR	TM	G	GS	MP	FGM	FGA	FG%	3PM	3PA	3P%	2PM	2PA	2P%	eFG%	FT	FTA	FT%	OR	DR	REB	RPG	A	S	B	TO	PF	PTS	PPG
2025	LVA	5	0	49	3	9	.333	3	8	.375	0	1	.000	.500	1	2	.500	1	1	2	0.4	1	1	0	1	6	10	2.0



JEWELL LOYD • NO. 24

Guard • 5-11 • Notre Dame '15 • 11th Year

WNBA CAREER HIGHLIGHTS

- 2018 and 2020 WNBA champion.
- 2021 Commissioner's Cup champion.
- No. 1 pick by Seattle in the 2015 WNBA Draft
- Three-time All-WNBA
- Six-time WNBA All-Star.
- 2015 WNBA Rookie of the Year.
- 2023 All-Star Game MVP
- Two-time Western Conference Player of the Week (June 7, 2021 and June 20, 2023)
- July 2015 Rookie of the Month

2025 (LAS VEGAS)

- Heading into the 2025 season, Loyd's 5,536 career point total ranks No. 21 on the league's all-time scoring chart.
- Scored in double figures in 269 games through the 2024 season, the most in the WNBA since she entered the league.

2024 (SEATTLE)

- Tallied 5,000th career point on June 7, 2024, becoming 25th player and fifth-youngest in WNBA history to reach the milestone.
- Recorded 1,000th career assists on July 10 vs Las Vegas, becoming third WNBA player with 5,000+ points and 1,000+ assists, and third youngest in the group

2023 (SEATTLE)

- Finished the season as the league's top scorer, averaged 24.7 ppg, which was the second-highest scoring average in league history at the time (now third).
- Scored a career-high 41 points (15-35 FGs) on June 29 against Minnesota.
- Scored 31 points in the All-Star Game en route to MVP honors.
- Set then-WNBA single-season scoring record with 939 points
- Scored 25+ points in 21 games and had 12 games with 30+ points
- Made franchise-record 115 3-pointers.

2022 (SEATTLE)

- Reached the 3,500-point plateau on June 10 at Dallas, becoming the 10th youngest WNBA player to reach that mark
- Set career-high with eight 3-pointers made, connecting on 13-of-23 from the field, on Aug. 14 at Las Vegas.

2021 (SEATTLE)

- Averaged 17.9 points, 3.8 assists and 1.5 steals per game—all career-highs en route to earning 2021 All-WNBA first team honors.
- Scored season-high 37 points on Sept. 17 vs PHX—the most by a WNBA player during the 2021 season.

2020 (SEATTLE)

- Won the 2020 WNBA Championship.
- Scored 2,000th career point on Aug. 12 vs Atlanta, becoming the fifth-youngest player to reach the milestone (24 years, 305 days).

2019 (SEATTLE)

- Missed seven games after suffering ankle injury on June 23 at Las Vegas.

2018 (SEATTLE)

- Won her first WNBA championship.
- Named to first WNBA All-Star Team

2017 (SEATTLE)

- Ranked ninth in scoring, 11th in minutes played (31.1 mpg), 13th in steals, and 17th in assists.

2016 (SEATTLE)

- Named to All-WNBA Second Team.

2015 (SEATTLE)

- Led all WNBA rookies in scoring, minutes (25.9 mpg), and ranked fourth in rebounds and fifth in assists.
- Recorded first career game in double-figures with 10 points against Los Angeles (June 14)
- Was a 14-of-14 from the line to finish with 18 points against Washington on Aug. 30.

INTERNATIONAL

- 2020 and 2024 Olympic gold medalist
- 2018 and 2022 FIBA World Cup gold medalist.
- First person in history to claim golds at both the 3x3 and 5x5 FIBA World Cups.
- 2014 FIBA 3x3 World Cup gold medalist, was the second-leading scorer among all players in the 24-team tournament (7.3 ppg), and added a bronze in the individual skills competition at the event

OFFSEASON

- Played five seasons (2025-19) overseas in China, South Korea, Spain and Turkey.
- Competed for Mist BC in the 2025 Unrivaled season

COLLEGIATE HIGHLIGHTS

- A three-year standout at the University of Notre Dame, led the Fighting Irish to three-straight NCAA Final Fours, while also claiming conference regular season and tournament titles all three years.
- 2014 and 2015 All-American
- 2015 espnW National and ACC Player of the Year
- 2014 ACC Tournament MVP.
- 2013 USBWA National and Big East Freshman of the Year
- Her 772 points in 2014-15 were just four points shy of the single-season school record (776) set by Katryna Gaither in 1996-97.
- As a junior, tied the single-season program record with 20, 20-point games (set by Gaither in 1996-97).

PERSONAL

- Hails from Lincolnwood, Illinois.
- Daughter of Gwendolyn Davis-Loyd and Calvin Loyd.
- Had her number retired by Niles West High School, the first number retired in school history.
- Older brother, Jarryd, played pro basketball overseas.
- Enjoys playing tennis, piano, cooking and watching soccer.

SEASON/CAREER HIGHS

	PTS	REBS	ASTS	STLS	BLKS	MIN	FGM	FGA	3PM	3PA	FTM	FTA
2015	21	7	6	2	1	34:35	7	16	2	4	14	14
2016	32	10	10	5	2	37:38	12	20	4	7	9	10
2017	33	7	7	4	2	38:15	12	22	4	8	14	16
2018	31	10	9	4	2	38:32	11	21	5	9	10	10
2019	23	7	5	4	1	36:23	8	21	5	10	7	7
2020	35	7	7	4	1	34:56	12	21	5	9	10	12
2021	37	8	9	5	1	41:32	13	30	7	12	10	11
2022	38	5	7	4	2	42:33	13	23	8	14	8	9
2023	41	10	8	4	3	40:26	15	35	9	16	13	14
2024	34	11	7	4	2	38:29	12	27	6	10	16	17
2025	20	6	4	2	1	33:53	7	15	6	9	3	3

RECORD WITHOUT

Year	Games Missed	Record With	Record Without
2015	0	10-24	0-0
2016	0	16-18	0-0
2017	0	15-19	0-0
2018	0	26-8	0-0
2019	7	14-13	4-3
2020	0	18-4	0-0
2021	1	20-11	1-0
2022	0	22-14	0-0
2023	2	11-27	0-2
2024	3	23-14	2-1
2025	0	2-3	0-0
Totals	**13**	**177-155**	**7-6**

JEWELL LOYD • NO. 24

WNBA RANKINGS

	PPG	RPG	APG	SPG	BPG	MPG	FG%	3G%	FT%
2015	28	---	---	---	---	31	29	---	**4**
2016	8	---	19	16	---	8	33	31	9
2017	9	---	17	13	---	11	30	**12**	17
2018	16	**30**	14	15	---	19	---	20	13
2019	23	---	---	14	---	---	---	34	**4**
2020	14	---	21	16	---	27	33	20	13
2021	7	---	**12**	7	---	17	34	19	6
2022	10	---	22	28	---	16	---	**12**	8
2023	**1**	32	20	**30**	**34**	**3**	---	26	7
2024	6	31	14	13	---	7	---	---	7
2025	---	---	---	---	---	30	---	21	**1**

2025 REGULAR SEASON HIGHS

PTS	20	@	Connecticut	May 20
REBS	6		Los Angeles	May 30
ASTS	4		Los Angeles	May 30
STLS	2		Washington	May 23
BLKS	1	@	Seattle	May 25
MINS	33:53	@	Seattle	May 25

CAREER REGULAR SEASON HIGHS

PTS	41		Minnesota	June 29, 2023
REBS	11		Indiana	May 22, 2024
ASTS	10		Chicago	July 17, 2016
STLS	5	2x,	last @ Chicago	Aug. 15, 2021
BLKS	3		Dallas	May 26, 2023
MINS	42:33		New York	May 27, 2022

MILESTONES REACHED

Mark		Opponent	Date	Game #
1st Point		Los Angeles	June 6, 2015	1
100th Point	@	Atlanta	July 5, 2015	12
1,000th Point		Washington	May 21, 2017	71
5,000th Point	@	Las Vegas	June 7, 2024	300
100th Rebound		San Antonio	Aug. 28, 2015	28
1,000th Rebound	@	Los Angeles	Aug. 31, 2023	286
100th Assist		Minnesota	June 19, 2016	47
500th Assist		Chicago	Aug. 10, 2020	171
1,000th Assist		Las Vegas	July 10, 2024	312

UPCOMING MILESTONES

Mark	Category	Current	Needs
6,000	Points	5,587	413
400	Steals	392	8

10+ REBOUNDS & ASSISTS GAMES

	REB	ASTS	DUB-DUBS	
YEAR	**10+**	**10+**	**PT/REB**	**PT/AST**
2015	0	0	0	0
2016	1	1	1	1
2017	0	0	0	0
2018	1	0	1	0
2019	0	0	0	0
2020	0	0	0	0
2021	0	0	0	0
2022	0	0	0	0
2023	1	0	1	0
2024	2	0	2	0
2025	0	0	0	0
Totals	**5**	**1**	**5**	**1**

10+ POINT GAMES

SCORING				
YEAR	**10+**	**20+**	**30+**	**40+**
2015	18	2	0	0
2016	29	13	2	0
2017	30	13	1	0
2018	28	10	1	0
2019	19	3	0	0
2020	18	7	2	0
2021	26	12	2	0
2022	28	11	1	0
2023	38	25	12	1
2024	35	19	4	0
2025	2	1	0	0
Totals	**271**	**116**	**25**	**1**

CAREER REGULAR SEASON STATISTICS

YEAR	TM	G	GS	MP	FGM	FGA	FG%	3PM	3PA	3P%	2PM	2PA	2P%	eFG%	FT	FTA	FT%	OR	DR	REB	RPG	A	S	B	TO	PF	PTS	PPG
2015	SEA	34	23	882	125	304	.411	10	48	.208	115	256	.449	.428	104	115	.904	33	86	119	3.5	66	19	8	68	53	364	10.7
2016	SEA	34	34	1075	195	452	.431	40	132	.303	155	320	.484	.476	131	147	.891	33	84	117	3.4	115	42	10	76	58	561	16.5
2017	SEA	34	34	1059	208	483	.431	54	140	.386	154	343	.449	.487	132	153	.863	32	76	108	3.2	117	43	12	85	62	602	17.7
2018	SEA	34	34	1010	182	430	.423	67	181	.370	115	249	.462	.501	97	114	.851	42	113	155	4.6	126	43	5	65	61	528	15.5
2019	SEA	27	21	686	117	299	.391	34	101	.337	83	198	.419	.448	64	69	.928	11	63	74	2.7	54	35	3	52	33	332	12.3
2020	SEA	22	22	613	112	253	.443	39	100	.390	73	153	.477	.520	77	88	.875	14	38	52	2.4	70	32	6	41	34	340	15.5
2021	SEA	31	31	962	193	459	.420	65	173	.376	128	286	.448	.491	104	117	.889	24	101	125	4.0	117	46	6	71	64	555	17.9
2022	SEA	36	36	1090	201	508	.396	84	218	.385	117	290	.403	.478	100	112	.893	20	75	95	2.6	121	39	7	78	64	586	16.3
2023	SEA	38	38	1344	285	770	.370	115	323	.356	170	447	.380	.445	254	286	.888	41	137	178	4.7	131	38	16	105	63	939	24.7
2024	SEA	37	37	1246	224	622	.360	59	215	.274	165	407	.405	.408	222	252	.881	26	140	166	4.5	135	52	8	85	67	729	19.7
2025	LVA	5	5	148	16	56	.286	13	32	.406	3	24	.125	.402	6	8	.750	4	16	20	4.0	11	3	1	1	10	51	10.2
Career		**332**	**315**	**10115**	**1858**	**4636**	**.401**	**580**	**1663**	**.349**	**1278**	**2973**	**.430**	**.463**	**1291**	**1461**	**.884**	**280**	**929**	**1209**	**3.6**	**1063**	**392**	**82**	**727**	**569**	**5587**	**16.8**



TIFFANY MITCHELL • No. 3

Guard • 5-9 • South Carolina '16 • 10th Year

WNBA CAREER HIGHLIGHTS

- Selected No. 9 by Indiana in the 2016 WNBA Draft
- 2016 All-Rookie Team

2025 (LAS VEGAS)

-

2024 (CONNECTICUT)

- Missed the second half of the 2024 season recovering from sepsis and six abdominal abscess.

2023 (MINNESOTA)

- Appeared in 33 regular season games for the Lynx, starting in 21.
- Averaged 7.3 points, 2.3 rebounds and 2.3 assists per game.
- Tallied her 2,000th career-point against Chicago on May 19.
- Recorded a season-high 17 points twice, once against Dallas on May 30 and once against Los Angeles on June 11.
- Tied her career-high with seven assists against Dallas on August 24.

2022 (INDIANA)

- Shot career-highs of 45.1% from the field and 38.7% from 3-point range.
- Surpassed 200 career regular season games played, 600 made field goals and 500 rebounds.

2021 (INDIANA)

- Capped the 2021 season with a 10-game streak of 10+ point games.

2020 (INDIANA)

- Led the Fever in scoring four times
- Tallied a career-high 24 points against Phoenix on July 29.
- Ended the season as the league-leader in free throw shooting percentage(.951).

2019 (INDIANA)

- Ended the season as the ninth leading scorer in franchise history with 1,197 points.

2018 (INDIANA)

- Registered a season-best seven assists three times

2017 (INDIANA)

- Earned Sixth Player of the Year votes in her sophomore campaign, which saw her increase her scoring production to 10.3 ppg.

2016 (INDIANA)

- Earned 2016 WNBA All-Rookie Team honors after posting 8.6 ppg and 1.4 apg.

INTERNATIONAL

- Has been a member of numerous USA Basketball teams dating to 2014.
- Claimed gold at the inaugural FIBA 3x3 World Championship in 2014 alongside Aces teammate Jewell Loyd.
- Won silver at the 2015 Pan American Games.
- After competing for the 2016 USA Select Team that played an exhibition game against the U.S. Olympic Team, Mitchell was named as a member of the USA National Team program from 2017-21. During that time, she was a finalist for the 2018 USA World Cup Team and helped the USA to a 3-0 mark in the 2020 FIBA Olympic Qualifying Tournament.

OFFSEASON

- Has spent her offseasons playing for teams in Australia, Israel, Rawanda, Russia and Turkey.
- Captured the 2022 Australia WNBL title and the 2019 Israeli crown and Israeli State Cup championship.

COLLEGIATE HIGHLIGHTS

- When Mitchell wrapped her collegiate career at South Carolina in 2016, she was the most decorated player in program history as a three-time All-American, two-time SEC Player of the Year and three-time All-SEC first team selection.
- In 2015, led SC to its first NCAA Final Four appearance.

PERSONAL

- Hails from Charlotte, North Carolina.

RECORD WITHOUT

Year	Games Missed	Record With	Record Without
2016	0	17-17	0-0
2017	7	9-18	0-7
2018	0	6-28	0-0
2019	1	12-21	1-0
2020	3	5-14	1-2
2021	4	5-23	1-3
2022	2	5-29	0-2
2023	7	14-19	5-2
2024	16	18-6	10-6
2025	0	3-2	0-0
Totals	**40**	**94-177**	**18-22**

SEASON HIGHS

	PTS	REBS	ASTS	STLS	BLKS	MIN	FGM	FGA	3PM	3PA	FTM	FTA
2016	21	5	4	4	1	35:19	7	15	**4**	6	8	8
2017	19	8	5	4	1	32:39	7	12	2	6	8	8
2018	17	**9**	**7**	3	**2**	**44:13**	7	14	3	5	7	9
2019	22	8	6	3	1	37:15	7	15	3	5	**13**	**14**
2020	**24**	8	5	2	1	37:14	8	**17**	2	**8**	11	12
2021	20	8	6	3	1	36:04	7	14	2	5	10	11
2022	22	4	**7**	**5**	1	27:59	**9**	13	2	3	4	6
2023	17	7	**7**	**5**	1	37:58	6	12	2	4	7	8
2024	13	5	3	3	1	26:00	5	9	1	2	5	6
2025	5	4	2	1	1	17:14	1	4	1	1	4	4

TIFFANY MITCHELL • No. 3

WNBA RANKINGS

	PPG	RPG	APG	SPG	BPG	MPG	FG%	3G%	FT%
2016	---	---	---	---	---	---	---	**34**	4
2017	---	---	---	**22**	---	---	---	---	4
2018	---	---	---	---	---	---	---	---	17
2019	---	---	---	---	---	---	---	---	9
2020	30	---	**31**	---	---	34	---	---	**1**
2021	**26**	---	---	---	---	**32**	**33**	---	9
2022	---	---	---	---	---	---	---	---	---
2023	---	---	---	---	---	---	---	---	25
2024	---	---	---	---	---	---	---	---	---
2025	---	---	---	---	---	---	---	---	10

2025 REGULAR SEASON HIGHS

PTS	5		Los Angeles	May 30
REBS	4	2x,	last at Seattle	May 25
ASTS	2	3x,	last vs Los Angeles	May 30
STLS	1	@	Connecticut	May 20
BLKS	1	@	Seattle	May 25
MINS	17:14	@	New York	May 17

CAREER REGULAR SEASON HIGHS

PTS	24		Phoenix	July 29, 2020
REBS	9	@	Phoenix	Aug. 10, 2018
ASTS	7	5x,	last @ Dallas	Aug. 24, 2023
STLS	5	2x,	last @ Los Angeles	June 20, 2023
BLKS	2		Dallas	June 8, 2018
MINS	44:13		Las Vegas	June 12, 2018

MILESTONES REACHED

Mark	Opponent	Date	Game #
1st Point	Dallas	5/14/2016	1
500th Point	@ San Antonio	7/20/2017	55
1,000th Point	Minnesota	6/25/2019	107
100th Assist	New York	6/2/2018	67

UPCOMING MILESTONES

Mark	Category	Current	Needs
200	Steals	196	4
500	Assists	481	19
2,500	Points	2,369	131

10+ REBOUNDS & ASSISTS GAMES

	REB	ASTS	DUB-DUBS
YEAR	**10+**	**10+**	**PT/REB**
2016	0	0	0
2017	0	0	0
2018	0	0	0
2019	0	0	0
2020	0	0	0
2021	0	0	0
2022	0	0	0
2023	0	0	0
2024	0	0	0
2025	0	0	0
Totals	**0**	**0**	**0**

10+ POINT GAMES

SCORING		
YEAR	**10+**	**20+**
2016	14	2
2017	16	0
2018	17	0
2019	15	1
2020	15	1
2021	23	1
2022	5	1
2023	11	0
2024	3	0
2025	0	0
Totals	**119**	**6**

CAREER REGULAR SEASON STATISTICS

YEAR	TM	G	GS	MP	FGM	FGA	FG%	3PM	3PA	3P%	2PM	2PA	2P%	eFG%	FT	FTA	FT%	OR	DR	REB	RPG	A	S	B	TO	PF	PTS	PPG
2016	IND	34	8	681	87	241	.361	25	85	.294	62	156	.397	.413	92	101	.911	15	43	58	1.7	48	30	3	55	85	291	8.6
2017	IND	27	9	671	83	238	.349	17	69	.246	66	169	.391	.384	94	102	.922	16	70	86	3.2	39	31	5	40	60	277	10.3
2018	IND	34	20	871	108	291	.371	16	60	.267	92	231	.398	.399	76	91	.835	25	80	105	3.1	78	30	8	49	59	308	9.1
2019	IND	33	14	831	109	286	.381	20	69	.290	89	217	.410	.416	83	93	.892	22	73	95	2.9	71	19	3	55	83	321	9.7
2020	IND	19	11	502	74	214	.346	17	73	.233	57	141	.404	.386	77	81	.951	15	50	65	3.4	49	12	2	45	49	242	12.7
2021	IND	28	25	765	107	254	.421	12	47	.255	95	207	.459	.445	110	125	.880	25	55	80	2.9	56	18	1	54	53	336	12.0
2022	IND	34	8	553	82	182	.451	12	31	.387	70	151	.464	.484	45	52	.865	20	21	41	1.2	40	28	2	30	46	221	6.5
2023	MIN	33	21	763	86	213	.404	13	45	.289	73	168	.435	.434	55	66	.833	18	58	76	2.3	76	16	3	70	88	240	7.3
2024	CON	24	0	392	38	109	.349	6	24	.250	32	85	.376	.376	36	46	.783	11	26	37	1.5	19	11	1	15	29	118	4.9
2025	LVA	5	0	65	2	11	.182	1	3	.333	1	8	.125	.227	10	11	.909	3	8	11	2.2	5	1	1	4	7	15	3.0
Career		**271**	**116**	**6094**	**776**	**2039**	**.381**	**139**	**506**	**.275**	**637**	**1533**	**.416**	**.415**	**678**	**768**	**.883**	**170**	**484**	**654**	**2.4**	**481**	**196**	**29**	**417**	**559**	**2369**	**8.7**

CHEYENNE PARKER-TYUS • No. 32

Forward • 6-4 • Middle Tennessee '15 • 11th Year



WNBA CAREER HIGHLIGHTS

- Selected No. 5 by Chicago in the 2015 WNBA Draft
- 2023 WNBA All-Star

2025 (LAS VEGAS)

- Will sit out for the start of the 2025 due to pregnancy

2024 (ATLANTA)

- Started 11 of 25 games while posting 9.2 ppg and 4.8 rpg prior to suffering a left ankle injury against Connecticut on Aug. 18. She was sidelined the remainder of the season.

2023 (ATLANTA)

- Averaged career-bests of 15.0 ppg and 6.7 rpg.
- Competed in her first All-Star Game.
- Scored a career-high 29 points against Seattle on Aug. 18.

2021 (ATLANTA)

- Missed the first six games of the season after testing positive for COVID-19 and was out the final 13 games after announcing her pregnancy on July 14 **in The Players' Tribune**.

2020 (CHICAGO)

- Grabbed a career-best 15 rebounds against Minnesota on Sept. 2.

2017 (CHICAGO)

- Missed the final 11 games of the season due to a right ankle injury.

OFFSEASON

- Competed professionally overseas in China, France, Italy, Poland and South Korea.
- Spent the 2024-25 season playing for Bejing Great Wall and averaged 16.3 ppg and 6.8 rpg over 34 games.

COLLEGIATE HIGHLIGHTS

- Played her first three years at High Point University before transferring to Middle Tennessee State University
- Averaged 18.6 ppg, 11.0 rpg and 4.0 bpg as a senior in 2014-15.
- 2012 and 2013 Big South Player of the Year
- 2013 All-Big South first team
- 2011 Big South All-Freshman Team.

PERSONAL

- Married to Keevin Tyus, the couple have one daughter, Naomi, born in December 2021.
- Originally from New York, moved to High Point, North Carolina, in elementary school.

RECORD WITHOUT

Year	Games Missed	Record With	Record Without
2015	4	17-13	4-0
2016	9	14-11	4-5
2017	11	8-15	4-7
2018	0	13-21	0-0
2019	0	20-14	0-0
2020	2	10-10	2-0
2021	19	2-11	6-13
2022	0	14-22	0-0
2023	0	19-21	0-0
2024	15	9-16	6-9
2025	0	0-0	0-0
Totals	**60**	**126-154**	**26-34**

SEASON HIGHS

	PTS	REBS	ASTS	STLS	BLKS	MIN	FGM	FGA	3PM	3PA	FTM	FTA
2015	8	7	2	1	4	22:31	4	6	0	0	2	3
2016	15	10	2	2	2	30:44	6	10	0	1	3	6
2017	11	7	3	2	3	22:30	4	7	0	2	5	6
2018	20	13	3	3	4	30:03	9	15	2	3	10	12
2019	22	12	3	3	6	29:41	9	16	2	2	8	9
2020	24	15	3	4	4	31:21	10	17	3	4	12	12
2021	18	7	5	5	2	28:12	7	14	3	4	6	6
2022	21	13	5	4	4	34:38	10	17	2	5	8	9
2023	29	14	4	4	4	37:58	10	20	3	4	11	12
2024	18	9	5	3	2	29:21	7	13	1	4	7	8
2025												

CHEYENNE PARKER-TYUS • No. 32

WNBA RANKINGS

	PPG	RPG	APG	SPG	BPG	MPG	FG%	3G%	FT%
2015	---	---	---	---	22	---	---	---	---
2016	---	---	---	---	---	---	---	---	---
2017	---	---	---	---	---	---	---	---	---
2018	---	22	---	---	14	---	9	---	---
2019	---	21	---	---	12	---	21	---	15
2020	24	17	---	**22**	11	---	**5**	---	19
2021	---	---	---	---	---	---	---	---	---
2022	33	18	---	---	14	---	13	---	32
2023	**22**	**13**	---	25	**6**	---	17	---	26
2024	---	---	---	---	---	---	---	---	**6**
2025									

2025 REGULAR SEASON HIGHS

PTS	
REBS	
ASTS	
STLS	
BLKS	
MINS	

CAREER REGULAR SEASON HIGHS

PTS	29		Chicago	Aug. 18, 2023
REBS	15		Minnesota	Sept. 2, 2020
ASTS	5	7x,	last @ Dallas	July 5, 2024
STLS	5		Minnesota	June 23, 2021
BLKS	6	@	Minnesota	Aug. 27, 2019
MINS	37:58	@	Los Angeles	Aug. 12, 2023

MILESTONES REACHED

Mark	Opponent	Date	Game #
1st Point	Indiana	6/5/2015	1
1,000th Point	Seattle	8/10/2020	154
2,000th Point	Seattle	7/12/2023	234
100th Assist	Seattle	8/29/2020	160
500th Rebound	@ Los Angeles	6/30/2019	124
1,000th Rebound	Dallas	7/30/2022	209

UPCOMING MILESTONES

Mark	Category	Current	Needs
3,000	Points	2,548	452
1,500	Rebounds	1,422	78
1,000	Field Goals Made	975	25
250	Blocked Shots	249	1

10+ REBOUNDS & ASSISTS GAMES

	REB	ASTS	DUB-DUBS
YEAR	10+	10+	PT/REB
2015	0	0	0
2016	1	0	1
2017	0	0	0
2018	4	0	3
2019	6	0	3
2020	3	0	3
2021	0	0	0
2022	5	0	5
2023	8	0	7
2024	0	0	0
2025	0	0	0
Totals	**0**	**0**	**0**

10+ POINT GAMES

SCORING		
YEAR	10+	20+
2015	0	0
2016	3	0
2017	2	0
2018	18	3
2019	12	2
2020	12	4
2021	8	0
2022	25	3
2023	32	10
2024	11	0
2025	0	0
Totals	**123**	**22**

CAREER REGULAR SEASON STATISTICS

YEAR	TM	G	GS	MP	FGM	FGA	FG%	3PM	3PA	3P%	2PM	2PA	2P%	eFG%	FT	FTA	FT%	OR	DR	REB	RPG	A	S	B	TO	PF	PTS	PPG
2015	CHI	30	0	279	28	70	.400	0	0	.---0	28	70	.400	.400	10	26	.385	30	44	74	2.5	6	7	21	16	40	66	2.2
2016	CHI	25	7	315	42	83	.506	0	1	.000	42	82	.512	.506	17	32	.531	35	46	81	3.2	6	12	5	19	42	101	4.0
2017	CHI	23	0	286	32	69	.464	0	3	.000	32	66	.485	.464	23	36	.639	31	47	78	3.4	13	8	15	21	38	87	3.8
2018	CHI	34	5	670	128	241	.531	6	19	.316	122	222	.550	.544	77	108	.713	60	136	196	5.8	23	19	36	48	94	339	10.0
2019	CHI	34	0	670	107	233	.459	5	18	.278	102	215	.474	.470	80	95	.842	62	135	197	5.8	30	25	42	45	81	299	8.8
2020	CHI	20	13	497	97	175	.554	15	32	.469	82	143	.573	.597	58	68	.853	47	81	128	6.4	30	26	18	55	63	267	13.4
2021	ATL	13	11	270	50	110	.455	10	30	.333	40	80	.500	.500	22	28	.786	13	45	58	4.5	16	15	12	17	28	132	10.2
2022	ATL	36	35	942	176	352	.500	12	55	.218	164	297	.552	.517	62	78	.795	59	163	222	6.2	71	37	32	72	98	426	11.8
2023	ATL	40	38	1066	232	481	.482	15	54	.278	217	427	.508	.498	121	146	.829	87	180	267	6.7	71	43	59	90	114	600	15.0
2024	ATL	25	11	492	83	187	.444	3	14	.214	80	173	.462	.452	62	70	.886	31	90	121	4.8	37	21	9	52	60	231	9.2
2025	LVA																											
Career		**280**	**120**	**5487**	**975**	**2001**	**.487**	**66**	**226**	**.292**	**909**	**1775**	**.512**	**.504**	**532**	**687**	**.774**	**455**	**967**	**1422**	**5.1**	**303**	**213**	**249**	**435**	**658**	**2548**	**9.1**



KIAH STOKES • No. 41

Center • 6-3 • Connecticut '15 • 10th Year

WNBA CAREER HIGHLIGHTS

- 2022 & 2023 WNBA Champion
- 2015 WNBA All-Defensive 2nd Team
- 2015 All-Rookie Team

2025 (LAS VEGAS)

-

2024 (LAS VEGAS)

- Suffered a potential concussion with 9.5 seconds remaining in the 3rd quarter of the Aces Semifinal Game 2 against the New York Liberty and did not return. She missed the final two games.

2023 (LAS VEGAS)

- Won the WNBA Championship.
- Opened the playoffs with a 15-rebound performance, which at the time was the second-highest in Aces playoff history, and also is her playoff career high.
- Grabbed 10 boards on Sept. 17, her first back-to-back games with double-digit rebounding since 2021.
- Missed Game 4 of the Finals (right foot).
- Hauled in a career- high-tying 17 rebounds at Chicago on July 25.
- Had 4 double-digit re-bounding games...Moved into the starting line-up for the final 22 games after Candace Parker was sidelined (left foot).

2022 (LAS VEGAS)

- Missed first 4 games of year (overseas) .
- Led or tied for team lead in rebounds 3 times

2021 (LAS VEGAS)

- Signed on July 2 but did not play that day.
- Averaged 9.0 rpg. in 8 starts

2016 (NEW YORK)

- Missed the final 7 games of the regular season with a hip injury.
- Set a WNBA record for highest
- rebound aveage by a player who didn't start a game.

2019 (NEW YORK)

- Did Not Play (personal reasons)

2017 (NEW YORK)

- Led the team in blocked shots and ranked second in rebounding.

COLLEGIATE HIGHLIGHTS

- During her four years, UConn posted a 146-10 (.936) record, claimed the 2013, 2014 and 2015 NCAA Championships, advanced to the 2012 Final Four and claimed two conference regular season titles and three conference tournament crowns.
- 2015 American Athletic Conference Defensive Player of the Year.
- Set a UConn single-season blocked shots record (147) as a senior and capped her career ranked No. 3 among all-time UConn blocks leaders (325).

PERSONAL

- Father Greg was an All-American basketball player at Iowa who played for the Philadelphia 76ers and won gold with the 1983 USA Pan Ameri-can Games Team.
- Majored in psychology

GO TO KIAH STOKES' COMPLETE BIO ONLINE

- Online bio includes items such as expanded WNBA statistics, more notes, college, international and USA Basketball statistics, and more!

RECORD WITHOUT

Year	Games Missed	Record With	Record Without
2015	0	23-11	0- 0
2016	7	19- 8	2- 5
2017	0	22-12	0- 0
2018	4	6-24	1- 3
2019	34	0- 0	10-24
2020	0	2-20	0- 0
2021	9	14-10	6- 3
2022	5	22- 9	4- 1
2023	0	34- 6	0- 0
2024	1	26- 13	1- 0
2025	0	3-2	0-0
Totals	**60**	**171-115**	**24-36**

KIAH STOKES • No. 41

WNBA RANKINGS

	PPG	RPG	APG	SPG	BPG	MPG	FG%	3G%	FT%
2015	---	12th	---	---	4th	---	---	---	---
2016	---	7th	---	---	6th	---	---	---	---
2017	---	17th	---	---	11th	---	---	---	---
2018	---	---	---	---	18th	---	---	---	---
2019	DNP -- Personal								
2020	---	16th	---	---	9th	---	---	---	---
2021	---	22nd	---	---	---	---	---	---	---
2022	---	---	---	---	18th	---	---	---	---
2023	---	21st	---	---	16th	---	---	---	---
2024	---	26th	---	---	15th	---	---	---	---
2025	---	24	---	---	29	---	---	---	---

2025 REGULAR SEASON HIGHS

PTS	7		Los Angeles	May 30
REBS	7	2x,	last @ Connecticut	May 20
ASTS	1	4x,	last vs Los Angeles	May 30
STLS	2		Los Angeles	May 30
BLKS	1	3x,	last vs Los Angeles	May 30
MINS	18:15	@	New York	May 17

CAREER REGULAR SEASON HIGHS

PTS	23		Phoenix	June 4, 2017
REBS	17	2x,	Last @ Chicago	July 25, 2023
ASTS	7	@	Chicago	Sept. 17, 2021
STLS	4		Atlanta	Sept. 1, 2015
BLKS	8		Connecticut	July 16, 2015
MINS	38		Atlanta	June 22, 2016

SEASON HIGHS

	PTS	REBS	ASTS	STLS	BLKS	MIN	FGM	FGA	3PM	3PA	FTM	FTA
2015	13	11	4	4	8	35:33	6	8	0	1	5	6
2016	12	14	2	2	4	37:46	6	8	0	0	5	8
2017	23	17	4	2	3	30:47	6	10	0	1	11	12
2018	12	15	3	2	3	33:38	5	7	0	0	2	4
2019	DNP--Personal											
2020	15	12	4	2	3	36:29	6	12	5	8	2	2
2021	5	13	7	2	3	34:53	2	3	1	2	2	2
2022	9	10	3	2	3	28:45	4	5	1	3	2	4
2023	7	17	2	3	4	31:21	3	6	1	3	2	2
2024	11	12	3	2	6	27:32	4	6	3	4	2	4
2025	7	7	1	2	1	22:41	2	2	1	2	2	2

MILESTONES REACHED

Mark		Opponent	Date	Game #
1st Point	@	Los Angeles	5/21/2015	1
1,000th Point	@	Los Angeles	7/7/2024	261
1,000th Rebound		Chicago	9/2/2021	166
1,500th Rebound		Connecticut	6/21/2024	256
200th Assist	@	Chicago	8/25/2024	270

UPCOMING MILESTONES

Mark	Category	Current	Needs
n/a			

10+ REBOUNDS & ASSISTS GAMES

	REB	ASTS	DUB-DUBS
YEAR	10+	10+	PT/REB
2015	7	0	3
2016	6	0	0
2017	8	0	4
2018	5	0	1
2019	DNP--Personal		
2020	2	0	0
2021	5	0	0
2022	1	0	0
2023	4	0	0
2024	3	0	0
2025	0	0	0
Totals	**41**	**0**	**8**

10+ POINT GAMES

SCORING		
YEAR	10+	20+
2015	5	0
2016	5	0
2017	5	1
2018	2	0
2019	DNP--Personal	
2020	5	0
2021	0	0
2022	0	0
2023	1	0
2024	1	0
2025	0	0
Totals	**23**	**1**

CAREER REGULAR SEASON STATISTICS

YEAR	TM	G	GS	MP	FGM	FGA	FG%	3PM	3PA	3P%	2PM	2PA	2P%	eFG%	FT	FTA	FT%	OR	DR	REB	RPG	A	S	B	TO	PF	PTS	PPG
2015	NYL	34	6	862	82	150	.547	0	2	.000	82	148	.554	.547	33	48	.688	60	159	219	6.4	26	24	67	37	76	197	5.8
2016	NYL	27	0	650	75	117	.641	0	0	----	75	117	.641	.641	37	59	.627	63	138	201	7.5	20	18	38	30	77	187	6.9
2017	NYL	34	12	666	60	113	.531	0	1	.000	60	112	.536	.531	43	54	.796	77	137	214	6.3	30	12	39	40	94	163	4.8
2018	NYL	30	4	427	42	77	.545	0	0	----	42	77	.545	.545	8	15	.533	43	91	134	4.5	12	11	19	21	56	92	3.1
2019	DNP--Personal																											
2020	NYL	22	22	601	51	137	.372	20	85	.235	31	52	.596	.445	4	7	.571	28	119	147	6.7	26	11	26	28	45	126	5.7
2021	NYL	9	0	135	6	11	.545	1	2	.500	5	9	.556	.591	2	2	1.000	8	30	38	4.2	5	4	6	6	14	15	1.7
2021	LVA	15	8	308	10	17	.588	0	0	----	10	17	.588	.588	2	4	.500	27	65	92	6.1	15	6	10	7	19	22	1.5
2021	TOT	24	8	443	16	28	.571	1	2	.500	15	26	.577	.589	4	6	.667	35	95	130	5.4	20	10	16	13	33	37	1.5
2022	LVA	31	4	475	26	61	.426	5	24	.208	21	37	.568	.467	13	16	.813	29	107	136	4.4	20	14	25	18	39	70	2.3
2023	LVA	40	22	792	36	83	.434	5	27	.185	31	56	.554	.464	9	18	.500	45	189	234	5.9	23	26	39	17	70	86	2.2
2024	LVA	39	29	717	20	62	.323	9	40	.225	11	22	.500	.395	6	9	.667	23	161	184	4.7	28	21	33	15	68	55	1.4
2025	LVA	5	5	93	2	8	.250	1	6	.167	1	2	.500	.313	2	2	1.000	10	17	27	5.4	4	3	3	0	10	7	1.4
Career		**286**	**112**	**5725**	**410**	**836**	**.490**	**41**	**187**	**.219**	**369**	**649**	**.569**	**.515**	**159**	**234**	**.679**	**412**	**1213**	**1625**	**5.7**	**209**	**150**	**305**	**220**	**568**	**1020**	**3.6**



A'JA WILSON • No. 22

Center/Forward • 6-4 • South Carolina '18 • 7th Year

WNBA CAREER HIGHLIGHTS

- 2022 & 2023 WNBA Champion
- 2023 WNBA Finals M'VP
- 2024, 2022 & 2020 WNBA M'VP
- 2023 & 2022 WNBA Defensive Player of the Year
- 2023, 2022 & 2020 All-WNBA First Team
- 2021 All-WNBA Second Team
- 2024, 2023 & 2022 WNBA All-Defensive First Team
- 2020 WNBA All-Defensive Second Team
- 2024, 2023, 2022, 2021, 2019 & 2018 All-Star
- 2023, 2022 & 2019 All-Star Team Captain
- 2023 & 2022 WNBA All-Star Leading Vote-Getter
- 2018 WNBA Rookie of the Year (unanimous)
- 2018 WNBA All-Rookie Team
- 12-time Western Conference Player of the Month (May, June, July and Sept. 2024; June, July and Aug. 2023; May and July 2022; June 2021; Aug. and Sept. 2020)
- 22-time Western Conference Player of the Week (6 times in 2024, 5 times in 2023, 5 times in 2022, 2 times each in 2019 and 2020, 1 time each in 2018 and 2021)
- 3-time WNBA Rookie of the Month (2018).

2025 (LAS VEGAS)

-

2024 (LAS VEGAS)

- Became the first player in WNBA history to score 1'000 points in a single season.
- Named M'VP for the 3rd time (4th player with three MVPs)
- Is the first player in league history to lead the W in points, rebounds and blocked shots in the same season.
- Opened the year with five-straight 20-point, 10-rebound performances.
- Named May, June and July Western Conference Player of the Month.
- Became the franchise's leading scorer on July 7 and leading rebounder on June 29.

2023 (LAS VEGAS)

- Won the WNBA Championship and earned WNBA Finals M'VP after averaging 21.3 ppg, 12.5 rpg and 1.3 bpg in the Finals.
- Grabbed a league Finals-record 16 defensive rebounds in Game 4.
- Scored 30 or more points in a WNBA playoff record 3-straight games (38 points vs Chicago in Game 1 of the First Round, 34 points vs Dallas in Game 2 of the Semifinals and 30 points vs Dallas in Game 3) WNBA and Associated Press Defensive Player of the Year and WNBA All-Defensive First Team.
- WNBA All-Star leading vote-getter.
- 3-time Western Conference Player of the Month and 5-time Western Conference Player of the Week.
- Scored 30 or more points 9 times, 6 in the regular season and 3 in the playoffs.
- Tied a then-franchise scoring record with 40 points vs. the Mystics on Aug. 11; rewrote the record with a WNBA record-tying 53 points on Aug. 22 at Atlanta.

2022 (LAS VEGAS)

- Named WNBA MVP for 2nd time (7th player with multiple MVPs).

2020 (LAS VEGAS)

- Named WNBA MVP (5th youngest in history)

2019 (LAS VEGAS)

- Led or tied for the team lead in scoring on 11 occasions, in rebounding on 9 occasions, and in assists 1 time.
- Reached double figures in scoring on 23 occasions and in rebounding on 3 occasions.
- Missed 8 games due to injury (ankle).

2018 (LAS VEGAS)

- Scored the second most points by a rookie (35) in franchise history at Indiana on June 12.

INTERNATIONAL (USA)

- Led the USA to the gold medal and a 6-0 record at the 2024 Olympics; averaged team-highs of 18.7 ppg, 10.2 rpg, 1.5 spg and 2.7 bpg, while finishing **ranked 3rd for scoring, 2nd for rebounding and 1st for blocked shots among the 12-team field**.
- 2020 Olympic gold medalist
- 2022, 2018 FIBA World Cup gold medalist & 2022 FIBA World Cup M'VP.
- 2013 & 2015 FIBA U19 World Cup gold medalist & 2015 FIBA U19 M'VP
- 2014 FIBA Americas U18 gold medalist

COLLEGIATE HIGHLIGHTS

- 2017 NCAA Champion
- 2017 Final Four Most Outstanding Player
- 2018 National Player of the Year (consensus)
- 4-time All-American
- 2-time SEC Defensive Player of the Year

PERSONAL

- Authored the New York Times bestselling book "Dear Black Girls: How to Be True to You."
- Announced her Nike signature shoe, the A'ONE, on May 11, 2024, in South Carolina.
- Named to the TIME100 as one of the 100 most influential people of 2024.
- Enjoys eating Chipotle and Chik-fil-A
- Father, Roscoe, played professional basketball internationally for 10 years.
- Is a member of the WNBA and WNBPA Social Justice Council.
- First WNBA player to partner with Mountain Dew.

GO TO A'JA WILSON'S COMPLETE BIO ONLINE

- Online bio includes items such as expanded WNBA statistics, more notes, college, international and USA Basketball statistics, and more!

RECORD WITHOUT

Year	Games Missed	Record With	Record Without
2018	0	14-19	0-0
2019	8	15-11	6-2
2020	0	18- 4	0-0
2021	0	24- 8	0-0
2022	0	26-10	0-0
2023	0	34- 6	0-0
2024	2	25- 12	1-1
2025	0	3-2	0-0
Totals	**10**	**159-72**	**7-3**

A'JA WILSON • NO. 22

WNBA RANKINGS

	PPG	RPG	APG	SPG	BPG	MPG	FG%	3G%	FT%
2018	3rd	6th	---	---	6th	16th	24th	---	---
2019	7th	17th	---	---	4th	---	---	---	---
2020	2nd	6th	---	24th	1st	10th	21st	---	---
2021	6th	8th	**21st**	---	11th	10th	21st	---	**10th**
2022	5th	**2nd**	---	12th	**1st**	19th	12th	16th	---
2023	3rd	**2nd**	---	10th	**1st**	23rd	**3rd**	---	30th
2024	**1st**	**2nd**	36th	**5th**	**1st**	**4th**	7th	---	17th
2025	3	3	13	6	1	9	18	---	6

SEASON HIGHS

	PTS	REBS	ASTS	STLS	BLKS	MIN	FGM	FGA	3PM	3PA	FTM	FTA
2018	35	16	**8**	3	**7**	39:32	16	24	0	0	14	18
2019	39	12	5	3	**7**	40:52	14	20	0	1	11	14
2020	31	16	4	4	5	38:52	11	21	0	0	12	12
2021	30	15	**8**	4	3	**43:18**	10	24	1	1	12	12
2022	35	16	5	4	5	37:56	13	24	**3**	5	13	15
2023	**53**	15	5	5	6	36:27	**17**	25	1	3	**20**	**21**
2024	42	**20**	6	**6**	6	41:28	16	**28**	**3**	**6**	13	14
2025	35	16	6	3	3	37:41	12	22	1	3	10	12

2025 REGULAR SEASON HIGHS

PTS	35		Los Angeles	May 30
REBS	16	@	New York	May 17
ASTS	6		Los Angeles	May 30
STLS	3	2x,	last vs Los Angeles	May 30
BLKS	3	3x,	last Los Angeles	May 30
MINS	37:41		Washington	May 23

CAREER REGULAR SEASON HIGHS

PTS	53	@	Atlanta	Aug. 22, 2023
REBS	20	@	Seattle	July 10, 2024
ASTS	8	2x,	Last @ Dallas	July 11, 2021
STLS	6	v	Dallas	June 5, 2024
BLKS	7	2x,	Last @ Atlanta	Sept. 5, 2019
MINS	43:18	@	Minnesota	June 25, 2021

MILESTONES REACHED

Mark	Opponent	Date	Game #
1st Point	@ Connecticut	5/20/2018	1
1,000th Point	Phoenix	8/20/2019	53
2,000th Point	Washington	8/17/2021	104
3,000th Point	@ Connecticut	6/8/2023	157
4,000th Point	@ Los Angeles	6/9/2024	198
1,000th Rebound	@ Chicago	5/28/2022	122
2,000th Rebound	Atlanta	8/30/2024	220
500th Assist	Washington	5/23/2025	230
200th Steal	Phoenix	9/10/2023	189
100th Block	@ Phoenix	9/8/2019	59
400th Block	@ Seattle	7/10/2024	210

UPCOMING CAREER MILESTONES

Mark	Category	Current	Needs
5,000	Points	4,900	100
300	Steals	282	18

10+ REBOUNDS & ASSISTS GAMES

	REB	REB	ASTS	DUB-DUBS	
YEAR	10+	20+	10+	PT/REB	PT/AST
2018	10	0	0	10	0
2019	3	0	0	3	0
2020	7	0	0	7	0
2021	17	0	0	17	0
2022	17	0	0	17	0
2023	22	0	0	22	0
2024	23	1	0	23	0
2025	4	0	0	3	0
Totals	**103**	**1**	**0**	**102**	**0**

10+ POINT GAMES

SCORING					
YEAR	10+	20+	30+	40+	50+
2018	33	18	3	0	0
2019	23	7	1	0	0
2020	22	15	1	0	0
2021	30	14	1	0	0
2022	34	20	1	0	0
2023	38	29	6	2	1
2024	38	34	11	2	0
2025	5	3	2	0	0
Totals	**223**	**140**	**26**	**4**	**1**

CAREER REGULAR SEASON STATISTICS

YEAR	TM	G	GS	MP	FG	FGA	FG%	3P	3PA	3P%	2P	2PA	2P%	eFG%	FT	FTA	FT%	OR	DR	REB	RPG	A	S	B	TO	PF	PTS	PPG
2018 *	LVA	33	33	1010	245	530	.462	0	0	----	245	530	.462	.462	192	248	.774	66	198	264	8.0	74	27	55	46	68	682	20.7
2019 *	LVA	26	25	739	158	330	.479	0	1	.000	158	329	.480	.479	114	144	.792	42	125	167	6.4	47	13	45	56	52	430	16.5
2020	LVA	22	22	697	166	346	.480	0	0	----	166	346	.480	.480	118	151	.781	34	154	188	8.5	45	27	44	35	49	450	20.5
2021 *	LVA	32	32	1021	207	466	.444	1	1	1.000	206	465	.443	.445	169	193	**.876**	63	235	298	9.3	**98**	28	40	46	49	584	18.3
2022 *	LVA	36	36	1080	260	519	.501	**31**	**83**	**.373**	229	436	.525	.531	152	187	.813	66	273	339	9.4	75	52	70	61	76	703	19.5
2023 *	LVA	**40**	**40**	1228	335	601	**.557**	9	29	.310	326	572	**.570**	**.565**	**233**	**287**	.812	**82**	298	380	9.5	64	55	89	**62**	**85**	912	22.8
2024	LVA	38	38	**1308**	**385**	**743**	.518	19	60	.317	**366**	**683**	.536	.531	232	275	.844	79	**372**	**451**	**11.9**	88	**68**	**98**	48	67	**1021**	**26.9**
2025	LVA	5	5	166	39	80	.488	3	13	.231	36	67	.537	.506	37	40	**.925**	10	46	56	11.2	22	11	12	13	7	118	23.6
Career		**232**	**231**	**7250**	**1795**	**3615**	**.497**	**63**	**187**	**.337**	**1732**	**3428**	**.505**	**.505**	**1247**	**1525**	**.818**	**442**	**1701**	**2143**	**9.2**	**513**	**282**	**453**	**368**	**453**	**4900**	**21.1**



JACKIE YOUNG • No. 0

Guard • 5-11 • Notre Dame '19 • 6th Year

WNBA CAREER HIGHLIGHTS

- 2022 & 2023 WNBA Championship
- 2022 WNBA Most Improved Player Award Winner
- 2023 All-WNBA Second Team
- 2024, 2023 & 2022 WNBA All-Star
- 1-time Western Conference Player of the Week

INTERNATIONAL CAREER (USA)

- Claimed gold at the 2024 Paris Olympics and, along with Kelsey Plum, are the first to claim gold in both 3x3 and five-on-five; averaged 9.5 ppg, 2.3 apg and 1.5 spg.
- 2020 Olympic gold medalist (3x3)
- Helped the USA finish first at the 2024 Olympic Qaulifying Tournament in Belgium.

2025 (LAS VEGAS)

-

2024 (LAS VEGAS)

- Notched a career-first points/assists double-double with 22 points and 11 assists against LA on May 18.

2023 (LAS VEGAS)

- Won WNBA Championship
- All-Star Game starter
- Named All-WNBA & Associated Press All-League Second Team
- Scored a career-high 30 points (12-18 FGs, 4-7 3pt FGs, 2-4 FTs) at LA on May 25
- Scored 20 or more points in 15 games
- Had 1 double-double with 24 points and 10 rebounds vs Chicago on Aug. 24

2022 (LAS VEGAS)

- Won WNBA Championship
- Named WNBA Most Improved Player
- Named WNBA Western Conference Player of the Week for games played May 16-22
- Scored in double figures in 30 of 34 games, including 11 games of 20 or more, and a season-high 26 vs. Connecticut on June 2

2021 (LAS VEGAS)

- Scored a career-high 29 points vs. Minnesota on Sept. 8
- Her 14 made field goals on September 8 vs. Minnesota were tied for the most in the league this year, and are the most by a WNBA player since the 2018 season
- Handed out a season-high 6 assists vs. Atlanta on July 4
- Picked up a season-high 4 steals vs. Dallas on Sept. 13.

2019 (LAS VEGAS)

- Became the second Notre Dame player to be drafted No. 1 overall (Jewell Loyd)
- Became the third junior to be drafted No. 1 overall (Candace Parker, Tennessee, 2008; Jewell Loyd, Notre Dame, 2015)
- Handed out a career-high 10 assists on 2 occasions—vs. Phoenix on August 20, and vs. Indiana on June 29.
- Recorded her first career double-double vs. Phoenix on August 20, handing out 10 assists and grabbing 10 rebounds. She narrowly missed a triple-double, scoring 8 points.
- Averaged 8.3 points, and 4.9 assists, while connecting on 38.9% of her 3-pointers, and 88.1% from the free throw line after the All-Star Break (14 regular season games).

INTERNATIONAL (USA)

- One of the first two players to ever earn both 3x3 (2020) and 5x5 (2024) Olympic gold medals.
- Helped the USA to a 3-0 record and first place in 2024 FIBA Olympic Qualifying Tournament.
- Participated in the 2023 USA National Team training camp and two collegiate exhibition games against Duke and Tennessee; averaged 7.5 ppg, 4.5 apg and 2.0 spg (tied for team high) as the USA went 2-0.
- Invited to attend 2022 USA National Team training camp ahead of the 2022 FIBA World Cup, but did not attend due to the Las Vegas Aces WNBA Finals run.
- Member of the USA 3×3 World Beach Games Team, helped the USA to a 3-1 record at the event in Doha, Qatar, losing in the quarterfinals in overtime to Brazil.

COLLEGIATE CAREER

- 2018 NCAA Champion
- 2019 AP All-America honorable mention
- 2019 ACC Tournament MVP
- 2019 All-ACC second team
- 2017 ACC All-Freshman Team
- Hit the game-tying jumper with 45 seconds remaining in the 2018 national championship game vs Mississippi State, knotting the score at 58-all. Also secured the steal with three seconds left that set-up Arike Ogunbowale's game-winning shot.

HIGH SCHOOL CAREER

- 2016 Naismith Player of the Year
- 2016 Indiana's Miss Basketball

PERSONAL

- Hails from Princeton, Indiana
- Has played professionally in the offseason in Australia, Israel and Turkey.

GO TO JACKIE YOUNG'S COMPLETE BIO ONLINE

- Online bio includes items such as expanded WNBA statistics, more notes, college, international and USA Basketball statistics, and more!

RECORD WITHOUT

Year	Games Missed	Record With	Record Without
2019	0	21-13	0-0
2020	0	18- 4	0-0
2021	0	24- 8	0-0
2022	2	24-10	2-0
2023	0	34- 6	0-0
2024	3	24- 12	2-1
2025	0	3-2	0-0
Totals	**5**	**148-55**	**3-1**

JACKIE YOUNG • No. 0

WNBA RANKINGS

	PPG	RPG	APG	SPG	BPG	MPG	FG%	3G%	FT%
2019	---	---	---	---	---	---	---	---	---
2020	---	---	23rd	---	---	---	16th	---	---
2021	25th	---	18th	23rd	---	11th	11th	---	21st
2022	12th	---	14th	**13th**	---	**3rd**	22nd	3rd	13th
2023	**11th**	---	15th	14th	---	18th	**7th**	**2nd**	16th
2024	16th	---	**7th**	29th	---	12th	---	---	**11th**
2025	7	---	25	26	---	25	29	33	32

SEASON HIGHS

	PTS	REBS	ASTS	STLS	BLKS	MIN	FGM	FGA	3PM	3PA	FTM	FTA
2019	17	10	10	3	**2**	35:08	5	14	2	3	9	**12**
2020	20	7	9	**4**	1	32:42	8	15	1	2	5	6
2021	29	**11**	6	**4**	**2**	40:27	**14**	19	1	3	**10**	10
2022	26	9	9	3	**2**	**41:21**	9	19	4	7	8	8
2023	30	10	8	**4**	1	37:31	12	21	5	9	8	9
2024	**34**	8	**14**	3	**2**	40:00	11	**23**	**7**	**13**	9	10
2025	26	5	5	2	1	36:27	11	22	4	12	9	10

2025 REGULAR SEASON HIGHS

PTS	26		Los Angeles	May 30
REBS	5	2x,	last vs Washington	May 23
ASTS	5	@	New York	May 17
STLS	2	3x,	last vs Los Angeles	May 30
BLKS	1		Washington	May 23
MINS	36:27	@	New York	May 17

CAREER REGULAR SEASON HIGHS

PTS	34	@	Phoenix	June 13, 2024
REBS	11	@	Seattle	May 18, 2021
ASTS	14	@	Phoenix	Sept. 1, ,2024
STLS	4	5x,	Last vs. Los Angeles	Aug. 19, 2023
BLKS	2	5x,	Last vs. Phoenix	May 14, 2024
MINS	41		Washington	June 25, 2022

MILESTONES REACHED

Mark	Opponent	Date	Game #
1st Point	Los Angeles	5/26/2019	1
1,000th Point	Los Angeles	5/23/2022	96
2,000th Point	Chicago	8/24/2023	156
500th Assist	New York	6/29/2023	137
500th Rebound	Minnesota	5/28/2023	126
200th Steal	New York	8/17/2024	186

UPCOMING MILESTONES

Mark	Category	Current	Needs
3,000	Points	2,782	218

10+ REBOUNDS & ASSISTS GAMES

	REB	ASTS	DUB-DUBS		
YEAR	10+	10+	PT/REB	PT/AST	REB/AST
2019	1	1	0	0	1
2020	0	0	0	0	0
2021	2	0	2	0	0
2022	0	0	0	0	0
2023	1	0	1	0	0
2024	0	5	0	5	0
2025	0	0	0	0	0
Totals	**4**	**6**	**3**	**5**	**1**

10+ POINT GAMES

SCORING			
YEAR	10+	20+	30+
2019	7	0	0
2020	12	2	0
2021	21	4	0
2022	30	11	0
2023	37	15	1
2024	29	11	2
2025	5	2	0
Totals	**141**	**45**	**3**

CAREER REGULAR SEASON STATISTICS

YEAR	TM	G	GS	MP	FG	FGA	FG%	3P	3PA	3P%	2P	2PA	2P%	eFG%	FT	FTA	FT%	OR	DR	REB	RPG	A	S	B	TO	PF	PTS	PPG
2019	LVA	34	34	767	76	236	.322	14	44	.318	62	192	.323	.352	59	73	.808	23	88	111	3.3	153	26	12	53	47	225	6.6
2020	LVA	22	0	568	93	189	.492	3	13	.231	90	176	.511	.500	52	61	.852	18	77	95	4.3	67	15	2	35	39	241	11.0
2021	LVA	32	32	1018	155	307	.505	5	20	.250	150	**287**	.523	.513	75	90	.833	21	110	130	4.1	103	36	11	47	58	390	12.2
2022	LVA	34	34	1129	191	401	.476	50	116	.431	141	285	.495	.539	110	128	.859	**43**	105	148	**4.4**	132	48	8	43	81	542	15.9
2023	LVA	**40**	**40**	**1259**	**249**	**476**	**.523**	**89**	198	**.449**	**160**	278	**.576**	**.617**	**117**	**135**	**.867**	26	134	160	4.0	151	**52**	5	70	80	**704**	17.6
2024	LVA	37	37	1205	201	467	.430	70	**208**	.337	131	259	.506	.505	111	128	**.867**	26	**135**	**161**	**4.4**	**197**	37	8	**78**	**92**	583	15.8
2025	LVA	5	5	152	35	76	.461	11	32	.344	24	44	.545	.533	16	20	.800	3	13	16	3.2	16	6	1	13	11	97	**19.4**
Career		**204**	**182**	**6096**	**1000**	**2151**	**.465**	**242**	**631**	**.384**	**758**	**1520**	**.499**	**.521**	**540**	**635**	**.850**	**159**	**662**	**821**	**4.0**	**819**	**220**	**47**	**339**	**408**	**2782**	**13.6**

LAST 5 GAMES (INCLUDES 2024 REGULAR SEASON)

KIERSTAN BELL

GAME	W/L	MIN	PTS	FGM	FGA	FG%	3PM	3PA	3P%	FTM	FTA	FT%	ORB	DRB	REB	AT	TO	ST	BK	PF	+/-
5/30 - LVA vs LAS	DNP																				
5/25 - LVA @ SEA	L	2	3	1	1	100	1	1	100	0	0	0.0	0	1	1	1	0	0	0	0	-1
5/23 - LVA vs. WAS	W	8	0	0	2	0.0	0	2	0.0	0	0	0.0	0	0	0	0	0	1	0	0	-6
5/20 - LVA @ CON	W	13	3	1	3	33.3	1	3	33.3	0	0	0.0	0	1	1	1	1	1	0	0	-1
5/17 - LVA @ NYL	L	5	2	1	3	33.3	0	1	0.0	0	0	0.0	0	2	2	0	0	0	0	0	-3

CRYSTAL BRADFORD

GAME	W/L	MIN	PTS	FGM	FGA	FG%	3PM	3PA	3P%	FTM	FTA	FT%	ORB	DRB	REB	AT	TO	ST	BK	PF	+/-
5/30 - LVA vs LAS	DNP																				
5/25 - LVA @ SEA	L	5	0	0	0	0.0	0	0	0.0	0	0	0.0	0	0	0	0	0	0	1	2	-12
5/23 - LVA vs. WAS	W	6	2	1	2	50.0	0	0	0.0	0	0	0.0	0	0	0	0	1	0	0	1	2
5/20 - LVA @ CON	W	8	2	1	2	50.0	0	1	0.0	0	0	0.0	1	1	2	0	1	0	0	0	-3
8/24/21 - ATL vs. CHI	L	14	7	3	7	42.9	1	4	25.0	0	0	0.0	2	3	5	2	0	0	1	1	-9

DANA EVANS

GAME	W/L	MIN	PTS	FGM	FGA	FG%	3PM	3PA	3P%	FTM	FTA	FT%	ORB	DRB	REB	AT	TO	ST	BK	PF	+/-
5/30 - LVA vs LAS																					
5/25 - LVA @ SEA	L	19	6	2	7	28.6	2	3	66.7	0	0	0.0	0	0	0	2	0	0	2	0	
5/23 - LVA vs. WAS	W	20	5	2	6	33.3	1	3	33.3	0	0	0.0	1	1	2	2	0	0	1	1	6
5/20 - LVA @ CON	W	23	5	2	7	28.6	0	1	0.0	1	2	50.0	0	0	0	3	0	0	0	4	-2
5/17 - LVA @ NYL	L	19	10	4	7	57.1	2	2	100	0	1	0.0	1	0	1	3	0	1	0	2	

CHELSEA GRAY

GAME	W/L	MIN	PTS	FGM	FGA	FG%	3PM	3PA	3P%	FTM	FTA	FT%	ORB	DRB	REB	AT	TO	ST	BK	PF	+/-
5/30 - LVA vs LAS	W	15	5	1	5	20.0	1	3	33.3	2	2	100	0	0	0	2	1	0	1	0	-22
5/25 - LVA @ SEA	L	25	8	2	7	28.6	1	3	33.3	3	4	75.0	1	1	2	3	1	0	2	1	-14
5/23 - LVA vs. WAS	W	34	17	7	17	41.2	2	8	25.0	1	1	100	0	4	4	2	1	0	3	2	2
5/20 - LVA @ CON	W	21	12	3	7	42.9	0	3	0.0	6	7	85.7	3	3	6	4	1	0	3	2	26
5/17 - LVA @ NYL	L	35	12	4	13	30.8	3	5	60.0	1	1	100	0	3	3	4	2	0	2	5	-8

MEGAN GUSTAFSON

GAME	W/L	MIN	PTS	FGM	FGA	FG%	3PM	3PA	3P%	FTM	FTA	FT%	ORB	DRB	REB	AT	TO	ST	BK	PF	+/-
9/19/24 - LVA vs. DAL	W	29	24	9	16	56.3	2	6	33.3	4	5	80.0	5	2	7	1	1	2	2	3	19
9/17/24 - LVA @ SEA	W	8	0	0	0	0.0	0	0	0.0	0	0	0.0	0	1	1	0	0	0	0	1	-3
9/15/24 - LVA vs. CON	W	19	8	3	5	60.0	2	2	100	0	0	0.0	0	2	2	0	2	1	0	2	-4
9/13/24 - LVA @ IND	W	3	3	1	1	100	1	1	100	0	0	0.0	0	0	0	0	0	0	0	1	6
9/1124 - LVA @ IND	W	5	2	1	1	100	0	0	0.0	0	0	0.0	0	0	0	0	0	0	0	0	9

LIZ KITLEY

GAME	W/L	MIN	PTS	FGM	FGA	FG%	3PM	3PA	3P%	FTM	FTA	FT%	ORB	DRB	REB	AT	TO	ST	BK	PF	+/-
5/30 - LVA vs LAS	W	11	0	0	2	0.0	0	0	0.0	0	0	0.0	0	1	1	0	0	1	1	3	-14
5/25 - LVA @ SEA	L	16	11	5	8	62.5	0	1	0.0	1	2	50.0	3	2	5	0	2	2	0	3	7
5/23 - LVA vs WAS	DNP																				
5/20 - LVA @ CON	W	11	0	0	3	0.0	0	0	0.0	0	0	0.0	0	3	3	0	1	1	0	2	-4
5/17 - LVA @ NYL	L	1	2	1	1	100	0	0	0.0	0	0	0.0	0	0	0	0	0	0	0	0	-2

JEWELL LOYD

GAME	W/L	MIN	PTS	FGM	FGA	FG%	3PM	3PA	3P%	FTM	FTA	FT%	ORB	DRB	REB	AT	TO	ST	BK	PF	+/-
5/30 - LVA vs LAS	W	33	3	1	8	12.5	1	2	50.0	0	2	0.0	0	6	6	4	0	0	0	2	30
5/25 - LVA @ SEA	L	34	14	4	15	26.7	3	8	37.5	3	3	100	0	2	2	3	1	1	0	1	-18
5/23 - LVA vs. WAS	W	29	9	2	9	22.2	2	7	28.6	3	3	100	1	2	3	2	2	0	0	3	11
5/20 - LVA @ CON	W	21	20	7	14	50.0	6	9	66.7	0	0	0.0	0	5	5	0	0	0	0	0	29
5/17 - LVA @ NYL	L	31	5	2	10	20.0	1	6	16.7	0	0	0.0	3	1	4	2	0	0	1	4	-19

LAST 5 GAMES (REGULAR SEASON)

TIFFANY MITCHELL

GAME	W/L	MIN	PTS	FGM	FGA	FG%	3PM	3PA	3P%	FTM	FTA	FT%	ORB	DRB	REB	AT	TO	ST	BK	PF	+/-
5/30 - LVA vs LAS	W	14	5	1	2	50.0	1	1	100	2	2	100	1	0	1	2	0	0	2	2	-2
5/25 - LVA @ SEA	L	10	4	1	3	33.3	0	1	0.0	2	3	66.7	1	3	4	2	0	1	0	1	1
5/23 - LVA vs. WAS	W	8	2	0	1	0.0	0	0	0.0	2	2	100	0	0	0	0	0	0	0	0	-9
5/20 - LVA @ CON	W	16	4	0	1	0.0	0	0	0.0	4	4	100	1	3	4	1	1	0	2	3	1
5/17 - LVA @ NYL	L	17	0	0	4	0.0	0	1	0.0	0	0	0.0	0	2	2	0	0	0	0	1	-1

AALIYAH NYE

GAME	W/L	MIN	PTS	FGM	FGA	FG%	3PM	3PA	3P%	FTM	FTA	FT%	ORB	DRB	REB	AT	TO	ST	BK	PF	+/-
5/30 - LVA vs LAS	W	6	0	0	0	0.0	0	0	0.0	0	0	0.0	0	0	0	0	0	0	0	0	-4
5/25 - LVA @ SEA	L	18	7	2	2	100	2	2	100	1	2	50.0	0	0	0	1	0	0	0	2	3
5/23 - LVA vs. WAS	W	10	0	0	2	0.0	0	2	0.0	0	0	0.0	0	1	1	0	1	0	0	1	7
5/25 - LVA @ CON	W	12	3	1	3	33.3	1	3	33.3	0	0	0.0	0	0	0	0	0	0	1	1	-6
5/17 - LVA @ NYL	L	4	0	0	2	0.0	0	1	0.0	0	0	0.0	1	0	1	0	0	0	0	2	-7

CHEYENNE PARKER-TYUS

GAME	W/L	MIN	PTS	FGM	FGA	FG%	3PM	3PA	3P%	FTM	FTA	FT%	ORB	DRB	REB	AT	TO	ST	BK	PF	+/-
8/18/24 - ATL vs. CON	W	0	0	0	1	0.0	0	0	0.0	0	0	0.0	0	0	0	0	0	0	0	0	0
8/16/24 - ATL vs. SEA	W	11	2	1	2	50.0	0	0	0.0	0	0	0.0	0	1	1	0	0	0	3	1	-8
7/17/24 - ATL @ MIN	L	26	16	5	5	100	0	0	0.0	6	6	100	0	5	5	2	3	1	6	4	-5
7/14/24 - ATL @ SEA	L	22	8	3	8	37.5	0	0	0.0	2	2	100	4	4	8	3	2	2	0	1	-8
7/12/24 - ATL vs. LVA	L	21	17	7	9	77.8	0	1	0.0	3	4	75.0	1	6	7	0	2	0	1	0	7

KIAH STOKES

GAME	W/L	MIN	PTS	FGM	FGA	FG%	3PM	3PA	3P%	FTM	FTA	FT%	ORB	DRB	REB	AT	TO	ST	BK	PF	+/-
5/30 - LVA vs LAS	W	18	7	2	2	100	1	1	100	2	2	100	1	3	4	1	2	1	0	1	23
5/25 - LVA @ SEA	L	17	0	0	1	0.0	0	1	0.0	0	0	0.0	0	4	4	0	0	1	0	0	-20
5/23 - LVA vs. WAS	W	16	0	0	2	0.0	0	2	0.0	0	0	0.0	2	3	5	1	0	1	0	3	-17
5/20 - LVA @ CON	W	23	0	0	2	0.0	0	1	0.0	0	0	0.0	4	3	7	1	1	0	0	3	28
5/17 - LVA @ NYL	L	18	0	0	1	0.0	0	1	0.0	0	0	0.0	3	4	7	1	0	0	0	3	-6

A'JA WILSON

GAME	W/L	MIN	PTS	FGM	FGA	FG%	3PM	3PA	3P%	FTM	FTA	FT%	ORB	DRB	REB	AT	TO	ST	BK	PF	+/-
5/30 - LVA vs LAS	W	36	35	12	18	66.7	1	3	33.3	10	10	100	3	10	13	6	3	3	1	1	23
5/25 - LVA @ SEA	L	28	15	5	11	45.5	0	1	0.0	5	6	83.3	0	5	5	4	1	3	3	0	-19
5/23 - LVA vs. WAS	W	38	15	5	13	38.5	1	3	33.3	4	4	100	2	10	12	5	2	3	3	3	11
5/20 - LVA @ CON	W	29	22	6	16	37.5	0	3	0.0	10	12	83.3	3	7	10	4	3	2	2	1	25
5/17 - LVA @ NYL	L	36	31	11	22	50.0	1	3	33.3	8	8	100	2	14	16	3	2	1	4	2	-7

JACKIE YOUNG

GAME	W/L	MIN	PTS	FGM	FGA	FG%	3PM	3PA	3P%	FTM	FTA	FT%	ORB	DRB	REB	AT	TO	ST	BK	PF	+/-
5/30 - LVA vs LAS	W	36	26	11	22	50.0	3	8	37.5	1	2	50.0	0	1	1	3	2	0	2	4	20
5/25 - LVA @ SEA	L	26	14	7	11	63.6	0	4	0.0	0	0	0.0	0	2	2	3	2	0	4	0	-21
5/23 - LVA vs. WAS	W	33	25	7	15	46.7	2	6	33.3	9	10	90.0	1	4	5	3	2	1	1	4	8
5/20 - LVA @ CON	W	24	16	5	9	55.6	2	2	100	4	5	80.0	0	3	3	2	0	0	3	2	32
5/17 - LVA @ NYL	L	33	16	5	19	26.3	4	12	33.3	2	3	66.7	2	3	5	5	0	0	3	1	-13

ACES 2025 GAME-BY-GAME STATS

2025 REGULAR SEASON (2-1)

GAME	W/L	MIN	PTS	FGM	FGA	FG%	3PM	3PA	3P%	FTM	FTA	FT%	ORB	DRB	REB	AT	TO	ST	BK	PF	+/-
5/30 - LVA vs. LAS	W	40	**96**	**32**	70	**45.7**	**12**	25	**48.0**	20	23	87.0	6	24	30	**22**	11	**12**	7	16	15
5/25 - LVA @ SEA	L	40	82	29	66	43.9	9	25	36.0	15	20	75.0	5	20	25	19	13	7	**8**	10	-20
5/23 - LVA vs. WAS	W	40	75	24	69	34.8	8	**33**	24.2	19	20	**95.0**	7	25	32	15	**10**	9	6	18	3
5/20 - LVA @ CON	W	40	87	26	67	38.8	10	26	38.5	**25**	**30**	83.3	**12**	**29**	**41**	16	13	9	4	18	**25**
5/17 - LVA @ NYL	L	40	78	28	**82**	34.1	11	32	34.4	11	13	84.6	**12**	**29**	**41**	18	**10**	4	2	**20**	-14

2025 PRESEASON (2-0)

GAME	W/L	MIN	PTS	FGM	FGA	FG%	3PM	3PA	3P%	FTM	FTA	FT%	ORB	DRB	REB	AT	TO	ST	BK	PF	+/-
5/2 - LVA vs DAL	W	40	112	38	78	.487	14	32	.438	22	25	.888	12	28	40	27	9	14	5	11	34
5/6 - LVA vs PHX	W	40	85	29	70	.414	8	27	296	19	23	.826	6	21	27	17	10	10	5	9	1

2025 LAS VEGAS ACES STATISTICS (3-2)

					3-POINT				--- REBOUNDS ---								
PLAYER	**GP-GS**	**MIN**	**FGM-FGA**	**FG%**	**FGM-FGA**	**FG%**	**FTM-FTA**	**FT%**	**OFF**	**DEF**	**TOT/AVG**	**AST**	**PF-DQ**	**STL**	**TO**	**BLK**	**PTS/AVG**
Wilson, A	5-5	166:24	39 - 80	48.8	3-13	23.1	37 - 40	92.5	10	46	56/11.2	22	7-0	11	13	12	118/23.6
Young, J	5-5	151:46	35 - 76	46.1	11-32	34.4	16 - 20	80.0	3	13	16/3.2	16	11-0	6	13	1	97/19.4
Gray, C	5-5	146:38	20 - 55	36.4	10-26	38.5	14 - 16	87.5	5	14	19/3.8	17	13-0	9	13	2	64/12.8
Loyd, J	5-5	147:54	16 - 56	28.6	13-32	40.6	6 - 8	75.0	4	16	20/4.0	11	10-0	3	1	1	51/10.2
Evans, D	5-0	95:49	11 - 32	34.4	6-12	50.0	3 - 5	60.0	2	1	3/0.6	12	7-0	1	4	1	31/6.2
Kitley, E	4-0	38:50	6 - 14	42.9	0-1	0.0	1 - 2	50.0	3	6	9/2.3	0	8-0	3	1	4	13/3.3
Mitchell, T	5-0	64:29	2 - 11	18.2	1-3	33.3	10 - 11	90.9	3	8	11/2.2	5	7-0	1	4	1	15/3.0
Nye, A	5-0	48:38	3 - 9	33.3	3-8	37.5	1 - 2	50.0	1	1	2/0.4	1	6-0	1	1	0	10/2.0
Bell, K	4-0	28:06	3 - 9	33.3	2-7	28.6	0 - 0	0.0	0	4	4/1.0	2	0-0	1	0	2	8/2.0
Stokes, K	5-5	92:33	2 - 8	25.0	1-6	16.7	2 - 2	100	10	17	27/5.4	4	10-0	3	0	3	7/1.4
Bradford, C	3-0	18:54	2 - 4	50.0	0-1	0.0	0 - 0	0.0	1	1	2/0.7	0	3-0	2	1	0	4/1.3
ACES	**5**	**1000**	**139 - 354**	**39.3**	**50-141**	**35.5**	**90 - 106**	**84.9**	**42**	**127**	**201/40.2**	**90**	**82-0**	**41**	**57**	**27**	**418/83.6**
OPPONENTS	**5**	**1000**	**154 - 332**	**46.4**	**32-98**	**32.7**	**69 - 86**	**80.2**	**34**	**151**	**225/45.0**	**111**	**92-0**	**26**	**71**	**15**	**409/81.8**

	----------SINGLE GAME HIGHS ----------							----------AVERAGE PER GAME ----------							---------- AVERAGE PER 48 MIN ----------					
PLAYER	**MIN**	**REB**	**AST**	**STL**	**TO**	**BLK**	**PTS**	**MIN**	**REB**	**AST**	**STL**	**TO**	**BLK**	**PTS**	**REB**	**AST**	**STL**	**TO**	**BLK**	**PTS**
Wilson, A	37:41	16	6	3	4	3	35	33.3	11.2	4.4	2.20	2.6	2.40	23.6	13.5	5.3	2.64	3.1	2.88	28.4
Young, J	36:27	5	5	2	4	1	26	30.4	3.2	3.2	1.20	2.6	0.20	19.4	4.2	4.2	1.58	3.4	0.26	25.6
Gray, C	35:02	6	4	4	3	2	17	29.3	3.8	3.4	1.80	2.6	0.40	12.8	5.2	4.6	2.46	3.5	0.55	17.5
Loyd, J	33:53	6	4	2	1	1	20	29.6	4.0	2.2	0.60	0.2	0.20	10.2	5.4	3.0	0.81	0.3	0.27	13.8
Evans, D	22:49	2	3	1	2	1	10	19.2	0.6	2.4	0.20	0.8	0.20	6.2	1.3	5.0	0.42	1.7	0.42	12.9
Kitley, E	16:17	5	0	2	1	2	11	9.7	2.3	0.0	0.75	0.3	1.00	3.3	9.3	0.0	3.09	1.0	4.12	13.4
Mitchell, T	17:14	4	2	1	2	1	5	12.9	2.2	1.0	0.20	0.8	0.20	3.0	6.8	3.1	0.62	2.5	0.62	9.3
Nye, A	17:36	1	1	1	1	0	7	9.7	0.4	0.2	0.20	0.2	0.00	2.0	1.6	0.8	0.82	0.8	0.00	8.2
Bell, K	12:36	2	1	1	0	1	3	7.0	1.0	0.5	0.25	0.0	0.50	2.0	5.7	2.8	1.42	0.0	2.85	11.4
Stokes, K	22:41	7	1	2	0	1	7	18.5	5.4	0.8	0.60	0.0	0.60	1.4	11.7	1.7	1.30	0.0	1.30	3.0
Bradford, C	08:23	2	0	1	1	0	2	6.3	0.7	0.0	0.67	0.3	0.00	1.3	4.2	0.0	4.23	2.1	0.00	8.5

2025 SEATTLE STORM STATISTICS (3-3)

					3-POINT				--- REBOUNDS ---								
PLAYER	**GP-GS**	**MIN**	**FGM-FGA**	**FG%**	**FGM-FGA**	**FG%**	**FTM-FTA**	**FT%**	**OFF**	**DEF**	**TOT/AVG**	**AST**	**PF-DQ**	**STL**	**TO**	**BLK**	**PTS/AVG**
Diggins, S	6-6	190:40	36 - 76	47.4	7-16	43.8	35 - 43	81.4	3	12	15/2.5	41	13-0	9	18	4	114/19.0
Ogwumike, N	6-6	186:39	48 - 90	53.3	4-16	25.0	9 - 13	69.2	8	47	55/9.2	14	16-0	9	11	1	109/18.2
Williams, G	6-6	206:46	31 - 64	48.4	12-26	46.2	4 - 5	80.0	3	19	22/3.7	23	10-0	12	19	6	78/13.0
Wheeler, E	6-1	127:43	22 - 45	48.9	5-11	45.5	11 - 12	91.7	2	15	17/2.8	20	6-0	3	5	2	60/10.0
Magbegor, E	6-6	168:54	19 - 50	38.0	0-9	0.0	3 - 11	27.3	14	34	48/8.0	15	19-0	2	9	7	41/6.8
Clark, A	5-5	121:42	9 - 18	50.0	3-7	42.9	2 - 2	100	0	9	9/1.8	4	15-0	5	5	0	23/4.6
Cooke, Z	5-0	56:42	6 - 18	33.3	3-7	42.9	6 - 9	66.7	3	3	6/1.2	4	4-0	2	3	0	21/4.2
Malonga, D	6-0	46:51	10 - 19	52.6	0-3	0.0	0 - 0	0.0	2	8	10/1.7	3	6-0	2	1	0	20/3.3
Yueru, L	6-0	63:11	4 - 16	25.0	0-2	0.0	7 - 8	87.5	4	8	12/2.0	5	8-0	1	5	0	15/2.5
Brown, L	5-0	30:52	0 - 5	0.0	0-4	0.0	0 - 0	0.0	0	3	3/0.6	2	4-0	3	1	0	0/0.0
STORM	**6**	**1200**	**185 - 401**	**46.1**	**34-101**	**33.7**	**77 - 103**	**74.8**	**39**	**158**	**249/41.5**	**131**	**101-0**	**48**	**82**	**20**	**481/80.2**
OPPONENTS	**6**	**1200**	**179 - 404**	**44.3**	**45-142**	**31.7**	**77 - 106**	**72.6**	**50**	**156**	**247/41.2**	**112**	**104-0**	**46**	**88**	**36**	**480/80**

	----------SINGLE GAME HIGHS ----------							----------AVERAGE PER GAME ----------							---------- AVERAGE PER 48 MIN ----------					
PLAYER	**MIN**	**REB**	**AST**	**STL**	**TO**	**BLK**	**PTS**	**MIN**	**REB**	**AST**	**STL**	**TO**	**BLK**	**PTS**	**REB**	**AST**	**STL**	**TO**	**BLK**	**PTS**
Diggins, S	37:26	4	14	4	6	2	24	31.8	2.5	6.8	1.50	3.0	0.67	19.0	3.1	8.6	1.89	3.8	0.84	23.9
Ogwumike, N	35:25	18	6	2	3	1	24	31.1	9.2	2.3	1.50	1.8	0.17	18.2	11.8	3.0	1.93	2.4	0.21	23.4
Williams, G	39:05	5	6	3	7	2	20	34.5	3.7	3.8	2.00	3.2	1.00	13.0	4.3	4.4	2.32	3.7	1.16	15.1
Wheeler, E	30:05	5	7	2	3	1	21	21.3	2.8	3.3	0.50	0.8	0.33	10.0	5.3	6.3	0.94	1.6	0.63	18.8
Magbegor, E	33:03	10	5	1	3	2	12	28.1	8.0	2.5	0.33	1.5	1.17	6.8	11.4	3.6	0.47	2.1	1.66	9.7
Clark, A	35:52	3	2	1	2	0	9	24.3	1.8	0.8	1.00	1.0	0.00	4.6	3.0	1.3	1.64	1.6	0.00	7.6
Cooke, Z	17:31	2	2	2	2	0	6	11.3	1.2	0.8	0.40	0.6	0.00	4.2	4.2	2.8	1.41	2.1	0.00	14.8
Malonga, D	11:40	5	3	1	1	0	8	7.8	1.7	0.5	0.33	0.2	0.00	3.3	8.5	2.6	1.71	0.9	0.00	17.1
Yueru, L	22:23	4	4	1	3	0	6	10.5	2.0	0.8	0.17	0.8	0.00	2.5	7.6	3.2	0.63	3.2	0.00	9.5
Brown, L	10:34	1	2	1	1	0	0	6.2	0.6	0.4	0.60	0.2	0.00	0.0	3.9	2.6	3.89	1.3	0.00	0.0

LAS VEGAS ACES | MEDIA CHEAT SHEET



KIERSTAN BELL
Guard | 6-1 | 176
FGCU | 4th Year



CRYSTAL BRADFORD
Forward | 6-0 | 170
Central Michigan | 3rd Year



DANA EVANS
Guard | 5-6 | 145
Louisville | 5th Year



CHELSEA GRAY
Guard | 5-11 | 170
Duke | 11th Year



MEGAN GUSTAFSON
C | 6-4 | 195
Iowa | 7th Year



ELIZABETH KITLEY
C | 6-6 | 195
Virginia Tech | Rookie



JEWELL LOYD
Guard | 5-11 | 175
Notre Dame | 11th Year



TIFFANY MITCHELL
Guard | 5-9 | 169
South Carolina | 10th Year



AALIYAH NYE
G/F | 6-0 | n/a
Alabama | Rookie



CHEYENNE PARKER-TYUS
F | 6-4 | 193
Middle Tenn. | 11th Year



KIAH STOKES
Center | 6-3 | 191
Connecticut | 10th Year



A'JA WILSON
Center | 6-4 | 195
South Carolina | 8th Year



JACKIE YOUNG
Guard | 6-0 | 165
Notre Dame | 7th Year



BECKY HAMMON
Head Coach



CHARLENE THOMAS-SWINSON
Assistant Coach



TY ELLIS
Assistant Coach



LARRY LEWIS
Assistant Coach

Head Coach: Becky Hammon
Assistant Coach: Charlene Thomas-Swinson
Assistant Coach: Ty Ellis
Assistant Coach: Larry Lewis
Player Development Coach: John Lucas III
Director of Health and Performance: Ciara Burgi
Lead Rehabilitation Specialist: Jerrica Thomas
Lead Athletic Trainer: Bryson Creer
Lead Performance Coach: Stephanie Sharpe

PRONUNCIATION GUIDE

Kierstan **(KEER-stin)** Bell
Megan Gustafson **(GUST-uff-sun)**
Aaliyah **(uh-LEE-uh)** Nye **(NY - rhymes with eye)**
Kiah **(KEE-uh) Stokes**
A'ja **(A-zhuh - like the continent, Asia)** Wilson

STAFF
Ciara **(c-AIR-uh - like the Sierra mountains)** Burgi **(BURR-ghee)**