



# LAS VEGAS ACES (0-0) vs. DALLAS WINGS (0-0)

Friday, May 2, 2025 | Purcell Pavilion | South Bend, Indiana

4 pm PT / 7 pm ET | TV: Vegas 34 / ION

Aces vs. Wings @ Notre Dame, Presented by Las Vegas



## SCHEDULE & RESULTS

## HOLE CARDS

Date Opponent TV PT

### MAY (0-0)

2	Dallas (pre)	ION/Vegas 34	4 pm
6	Phoenix (pre)	Vegas 34	7 pm
17	@ New York	ABC	10 am
20	@ Connecticut	Vegas 34	4 pm
23	Washington	ION/Vegas 34	7 pm
25	@ Seattle	Vegas 34	3 pm
30	Los Angeles	ION/Vegas 34	7 pm

0



### JACKIE YOUNG

G • 6-0 • 7th Year • Notre Dame '19

	PPG	RPG	APG	SPG	FG%	3P%	FT%	MIN
2024	15.8	4.4	5.3	1.0	.430	.337	.867	32.6
Career	13.5	4.0	4.0	1.1	.465	.386	.852	29.9

2024 HIGHS: PTS (34), REB (8), AST (14), STL (3), BLK (2), FGM (11), 3PM (7), FTM (9)

- 2x WNBA Champion
- 3x All-Star
- 2022 Most Improved
- 2023 All-WNBA 2nd
- 2019 All-Rookie
- 2x Olympic gold (3x3 in 2020)

### JUNE (0-0)

1	@ Seattle (CC)	Vegas 34	3 pm
7	@ Golden St. (CC)	ABC	12 pm
11	LA (CC)	CBSSN/Vegas 34	7 pm
13	Dallas (CC)	ION/Vegas 34	7 pm
15	Phoenix (CC)	Vegas 34	3 pm
17	@ Minnesota	Vegas 34	5 pm
20	Seattle	ION/Vegas 34	7 pm
22	\$ Indiana	ESPN	12 pm
25	Connecticut	NBA TV/Vegas 34	7 pm
26	Washington	Prime Video	7 pm
29	@ Phoenix	NBA TV/Vegas 34	3 pm

12



### CHELSEA GRAY

G • 5-11 • 11th Year • Duke '14

	PPG	RPG	APG	SPG	FG%	3P%	FT%	MPG
2024	8.6	2.9	4.9	1.3	.408	.338	.813	26.0
Career	12.0	3.1	5.0	1.2	.462	.382	.865	27.9

2024 HIGHS: PTS (22), REB (8), AST (10), STL (3), BLK (2), FGM (8), 3PM (3), FTM (5)

- 3x WNBA Champion
- 2022 Finals MVP
- 6x All-Star
- 3x All-WNBA
- 2x Olympic gold
- 2022 World Cup Gold

### JULY (0-0)

3	@ Indiana	Prime Video	4 pm
6	@ Connecticut	Vegas 34	1 pm
8	@ New York	ESPN	5 pm
10	@ Washington	Prime Video	4:30 pm
12	Golden State	CBS	1 pm
16	@ Dallas	Vegas 34	5 pm
22	Atlanta	ESPN	7 pm
24	@ Indiana	Prime Video	4 pm
25	@ Minnesota	ION/Vegas 34	4:30 pm
27	@ Dallas	ESPN3/Vegas 34	1 pm
29	@ Los Angeles	NBA TV/Vegas 34	7 pm

24



### JEWELL LOYD

G • 5-11 • 11th Year • Notre Dame '15

	PPG	RPG	APG	SPG	FG%	3P%	FT%	MPG
2024	19.7	4.5	3.6	1.4	.360	.274	.881	33.7
Career	16.9	3.6	3.2	1.2	.402	.348	.884	30.5

2024 HIGHS: PTS (34), REB (11), AST (7), STL (4), BLK (2), FGM (12), 3PM (6), FTM (16)

- 2x WNBA Champion
- 3x All-WNBA
- 6x All-Star, 2023 MVP
- 2015 ROY & All-Rookie
- 2x Olympic gold
- 3x Word Cup gold (2014 in 3x3)

### AUGUST (0-0)

2	Minnesota	ABC	12 pm
3	Golden State	Vegas 34	3 pm
6	@ Golden State	NBA TV/Vegas 34	7 pm
8	Seattle	ION/Vegas 34	7 pm
10	Connecticut	NBA TV/Vegas 34	6 pm
13	New York	ESPN	6:30 pm
15	@ Phoenix	ION/Vegas 34	7 pm
17	Dallas	ABC	12:30 pm
19	Atlanta	NBA TV/Vegas 34	7 pm
21	Phoenix	Prime Video	7 pm
23	@ Washington	Vegas 34	12 pm
25	@ Chicago	NBA TV/Vegas 34	5 pm
27	@ Atlanta	NBATV/Vegas 34	4:30 pm

41



### KIAH STOKES

C • 6-3 • 10th Year • Connecticut '15

	PPG	RPG	APG	BPG	FG%	3P%	FT%	MPG
2024	1.4	4.7	0.7	0.9	.323	.225	.667	18.4
Career	3.6	5.7	0.7	1.1	.493	.221	.677	20.0

2024 HIGHS: PTS (11), REB (12), AST (3), STL (2), BLK (6), FGM (4), 3PM (3), FTM (2)

- 2x WNBA Champion
- 2015 All-Defensive 2nd
- 2015 All-Rookie

## THE TURN (2024 STATS)

NO	NAME	POS	HGT	YR	G	MIN	PTS	REB	AST	FG%	3P%	FT%
1	Kierstan Bell	F	6-1	4th	6	7.2	2.8	1.0	0.8	.375	.500	.500
2	Deja Kelly	G	5-8	R	n/a	--	--	--	--	--	--	--
3	Tiffany Mitchell	G	5-9	10th	24	16.3	4.9	1.5	0.8	.349	.250	.783
4	Queen Egbo	F/C	6-4	4th	8*	3.6	1.5	1.3	0.0	.417	---	1.000
8	Crystal Bradford	F	6-0	3rd	n/a	--	--	--	--	--	--	--
11	Dana Evans	G	5-6	5th	39	19.1	7.2	1.1	2.4	.377	.376	.960
13	Aaliyah Nye	G/F	6-0	R	n/a	--	--	--	--	--	--	--
14	Harmoni Turner	G	5-10	R	n/a	--	--	--	--	--	--	--
17	Megan Gustafson	C	6-4	6th	38	10.7	3.7	1.9	0.2	.500	.386	.765
32	Cheyenne Parker-Tyus	F	6-4	11th	25	19.7	9.2	4.8	1.5	.444	.214	.886
33	Elizabeth Kitley	C	6-6	R	n/a	--	--	--	--	--	--	--

\$ at T-Mobile Arena

% at Notre Dame

\*All teams combined

## ACES MEDIA RELATIONS CONTACTS

Caroline Williams, Director  
CWilliams@LasVegasAces.com  
725-289-8896

Carly Ebisuya, Manager  
CEbisuya@LasVegasAces.com  
714-305-6808

## 2025 ACES RECORD BREAKDOWN

	Record	Home	Away	OT
Overall	0-0	0-0	0-0	0-0
Eastern	0-0	0-0	0-0	0-0
Western	0-0	0-0	0-0	0-0

## GAME STATUS UPDATES

Dana Evans - Out - Left Knee  
Megan Gustafson - Out - Left Lower Leg  
Cheyenne Parker-Tyus - Out - Pregnancy

## PENDING RECORDS & MILESTONES

- 100 victories: Becky Hammon (97+3)
- 300 assists: Dana Evans (283+17)
- 4,000 points: Chelsea Gray (3,916+84)
- 400 rebounds: Megan Gustafson (382+18)
- 1st point: Deja Kelly, Liz Kitley, Aaliyah Nye, Harmoni Turner
- 500 assists: Tiffany Mitchell (476+24)
- 200 steals: Tiffany Mitchell (194+6)
- 100 dub-dubs: A'ja Wilson (99+1)
- 500 assists: A'ja Wilson (491+9)

# CONGRATULATIONS!

If you are reading this, it means that you have made the wise decision to cover a WNBA game featuring the defending WNBA Champion Las Vegas Aces. Odds are, you a member of one of the most prestigious media outlets in the nation, and a talented print, radio or television personality. Regardless of how these game notes came into your possession, welcome to year 8 of the Las Vegas Aces.

These Game Notes are designed to simplify your coverage of the Aces, but in a society that now likes to communicate in 140 280 characters or less and 30-second Tik Tok videos, even a modest-sized set of Game Notes like this one can be intimidating.

Over the rest of this page, we will walk you through the complexities of this document to further enhance your ability to cover the most entertaining team in the WNBA.

Before we begin, we want you to know that we've gone interactive with notes again this year. **Embedded links will take you to the interweb page that contains more information on each note or tidbit of information. Click through to your heart's content!**

## Aces, Stars & Starzz Franchise History

For a robust franchise history, including yearly team recaps dating to 1997, the league's inaugural season, award winners, transactions, draft picks, season statistical leaders, etc., see the [Franchise History & Records page online](#).

## Aces Media Central

For quick links to the Aces credential portal, past game notes, WNBA media policies, 2025 Year in Review (as it happens) and other media-centric information, be sure to check out the [Aces Media Central page](#).

## Statistics

If all you need are our season statistics, just flip to the end of these notes. Both teams' stats are always located on the second to last page. We have decided not to include any box scores ~~because we are lazy~~ in an effort to rid the planet of unnecessary paper waste. [All WNBA box scores \(PDFs\) are located online and can be downloaded here](#).

## Frequently Asked Questions

1) "I have found several typos in this document. Would you like to know about them?"

Yes, we would, but you should know that there are many people in the world who are not happy unless they find fault in the work of others. In an effort to boost their self-confidence, we have intentionally sprinkled several typos in this document to assist them, so we may already be aware of the typos of which you speak.

2) "I wish you would include [insert statistical note wish here] in your game notes."

Send us an email request and we'll try to add it to the notes package. After all, we are here to help you cover the Aces, and if there's something missing that will better help you do your job, please let us know!

## Epilogue

If you have any additional questions, please don't hesitate to reach out to the Aces media relations duo listed on Page 1. Thanks again for your interest in covering the Las Vegas Aces.

Your dedicated media relations team,  
*Caroline & Carly*

## TABLE OF CONTENTS

1	.....	Schedule/Results, Media Relations Contacts, Quick Hits
2	.....	Welcome!
3	.....	Aces Roster & Pronunciation Guide and Opponent Roster
4-5	.....	Aces History vs. Today's Opponent
6-13	.....	Season Notes
14	.....	Head Coach Becky Hammon
16	.....	Aces Player Bios
40-41	.....	Aces Last 5 Games
42	.....	Aces Game-by-Game Team Statistics
43	.....	Aces & Opponent Cumulative Statistics
OBC	.....	Media Cheat Sheet Roster

## FRANCHISE HISTORY

All-Time Record	.....	455-478 (.488)
Utah Starzz (1997-2002)	.....	87-99 (.444)
San Antonio Stars (2003-2017)	.....	204-306 (.400)
Las Vegas Aces (2018-2024)	.....	164-73 (.692)
Postseason Appearances	.....	12
All-Time Postseason Record	.....	36-40 (.474)
Utah Starzz (2001-2002)	.....	2-5 (.286)
San Antonio Stars (2007-2009, 2011)	.....	8-18 (.308)
Las Vegas Aces (2019-2024)	.....	26-17 (.605)
WNBA Finals Appearances	.....	4
WNBA Championships	.....	2 (2022, 2023)
All-Time WNBA Finals Record	.....	6-8 (.429)
San Antonio Stars (2008)	.....	0-3 (.000)
Las Vegas Aces (2020, 2022-2023)	.....	6-5 (.545)
Commissioner's Cup Championships	.....	1 (2022)
Commissioner's Cup Record (2021-2024)	.....	26-9 (.743)

## THEME NIGHTS

Opening Night: May 23 vs. Washington  
Kids Day: June 15 vs. Phoenix  
PRIDE: June 26 vs. Washington  
Throwback/Alumni Celebration: July 12 vs. Golden State  
Cancer Awareness: August 17 vs. Dallas  
Heroes of the House: September 4 vs. Minnesota  
Fan Appreciation presented by Ally: September 9 vs. Chicago

## GIVEAWAYS

2025 Aces Collectible Pin No. 1: May 23 vs. Washington  
BUCKET\$ Squish: June 15 vs. Phoenix  
2025 Aces Collectible Pin No. 2: June 25 vs. Connecticut  
Love flag: June 26 vs. Washington  
Aces bucket hat: July 12 vs. Golden State  
2025 Aces Collectible Pin No. 3: July 22 vs. Atlanta  
A'ja Wilson Bobblehead: August 19 vs. Atlanta  
2025 Aces Collectible Pin No. 4: August 21 vs. Phoenix  
Challenge Coin: September 4 vs. Minnesota  
2025 Aces Collectible Pin No. 5: September 7 vs. Chicago  
TBA: September 9 vs. Chicago

2025 LAS VEGAS ACES • ALPHABETICAL ROSTER

NO	NAME	POS	HGT	WGT	DOB	YEAR	COLLEGE	HOMETOWN
1	Kierstan Bell	F	6-1	176	03/16/2000	4th	Florida Gulf Coast	Alliance, OH
8	Crystal Bradford	F	6-0	170	11/01/1993	3rd	Central Michigan	Detroit, MI
4	Queen Egbo	F/C	6-4	190	06/29/2000	4th	Baylor	Houston, TX
11	Dana Evans	G	5-6	145	08/01/1998	5th	Louisville	Gary, IN
12	Chelsea Gray	G	5-11	170	10/08/1992	11th	Duke	Manteca, CA
17	Megan Gustafson	C	6-4	195	12/13/1996	7th	Iowa	Port Wing, WI
2	Deja Kelly	G	5-8	n/a	09/08/2001	R	Oregon	Duncanville, TX
33	Elizabeth Kitley	C	6-6	195	09/17/2001	R	Virginia Tech	Summerfield, NC
24	Jewell Loyd	G	5-11	175	10/05/1993	11th	Notre Dame	Lincolnwood, IL
3	Tiffany Mitchell	G	5-9	169	09/23/1994	10th	South Carolina	Charlotte, NC
13	Aaliyah Nye	G/F	6-0	n/a	08/14/2002	R	Alabama	East Lansing, MI
32	Cheyenne Parker-Tyus	F	6-4	193	08/22/1992	11th	Middle Tennessee	Queens, NY
41	Kiah Stokes	C	6-3	191	03/30/1993	10th	Connecticut	Cedar Rapids, IA
14	Harmoni Turner	G	5-10	n/a	10/04/2001	R	Harvard	Mansfield, TX
22	A'ja Wilson	C	6-4	195	08/08/1996	8th	South Carolina	Hopkins, SC
0	Jackie Young	G	6-0	165	09/16/1997	7th	Notre Dame	Princeton, IN

2025 LAS VEGAS ACES • NUMERICAL ROSTER

NO	NAME	POS	HGT	WGT	DOB	YEAR	COLLEGE	HOMETOWN
0	Jackie Young	G	6-0	165	09/16/1997	7th	Notre Dame	Princeton, IN
1	Kierstan Bell	F	6-1	176	03/16/2000	4th	Florida Gulf Coast	Alliance, OH
2	Deja Kelly	G	5-8	n/a	09/08/2001	R	Oregon	Duncanville, TX
3	Tiffany Mitchell	G	5-9	169	09/23/1994	10th	South Carolina	Charlotte, NC
4	Queen Egbo	F/C	6-4	190	06/29/2000	4th	Baylor	Houston, TX
8	Crystal Bradford	F	6-0	170	11/01/1993	3rd	Central Michigan	Detroit, MI
11	Dana Evans	G	5-6	145	08/01/1998	5th	Louisville	Gary, IN
12	Chelsea Gray	G	5-11	170	10/08/1992	11th	Duke	Manteca, CA
13	Aaliyah Nye	G/F	6-0	n/a	08/14/2002	R	Alabama	East Lansing, MI
14	Harmoni Turner	G	5-10	n/a	10/04/2001	R	Harvard	Mansfield, TX
17	Megan Gustafson	C	6-4	195	12/13/1996	7th	Iowa	Port Wing, WI
22	A'ja Wilson	C	6-4	195	08/08/1996	8th	South Carolina	Hopkins, SC
24	Jewell Loyd	G	5-11	175	10/05/1993	11th	Notre Dame	Lincolnwood, IL
32	Cheyenne Parker-Tyus	F	6-4	193	08/22/1992	11th	Middle Tennessee	Queens, NY
33	Elizabeth Kitley	C	6-6	195	09/17/2001	R	Virginia Tech	Summerfield, NC
41	Kiah Stokes	C	6-3	191	03/30/1993	10th	Connecticut	Cedar Rapids, IA

Head Coach: Becky Hammon

Assistant Coach: Charlene Thomas-Swinson

Assistant Coach: Ty Ellis

Assistant Coach: Larry Lewis

Player Development Coach: John Lucas III

Director of Health and Performance: Ciara Burgi

Lead Rehabilitation Specialist: Jerrica Thomas

Lead Performance Coach: Stephanie Sharpe

Lead Athletic Trainer: Bryson Creer

PRONUNCIATION GUIDE

Kierstan Bell  
Megan Gustafson  
Kiah Stokes  
A'ja Wilson

Ciara Burgi

PRO-NUN-C-A-SHUN GUYD

KEER-stin  
GUST-uff-sun  
KEE-uh  
A-zhuh (like the continent, Asia)

c-AIR-uh BURR-g (like the Sierra mountains)

2025 DALLAS WINGS • NUMERICAL ROSTER

NO	NAME	POS	HGT	WGT	DOB	YEAR	FROM
1	NaLyssa Smith	F	6-4	185	8-8-2000	3 yrs	Baylor/USA
2	Myisha Hines-Allen	F	6-1	200	5-30-1995	8 yrs	Louisville/USA
3	Kaila Charles	G/F	6-1	168	3-23-1998	4 yrs	Maryland/USA
4	Joyner Holmes	F	6-3	210	2-22-1998	5 yrs	Texas/USA
12	Mikiah Herbert Harrigan	F	6-2	152	8-21-1998	4 yrs	South Carolina/USA
15	Teaira McCowan	C	6-7	239	9-28-1996	6 yrs	Mississippi State/USA
18	Luisa Geiselsöder	C	6-4	--	2-10-2000	R	Germany
20	Maddy Siegrist	F	6-2	175	5-22-2000	2 yrs	Villanova/USA
21	Dijonai Carrington	G/F	5-11	175	1-8-1998	4 yrs	Baylor/USA
23	Mai Yamamoto	G	5-5	128	10-23-1999	R	Japan
24	Arike Ogunbowale	G	5-8	165	3-2-1997	6 yrs	Notre Dame/USA
25	McKenzie Forbes	G/F	6-0	--	6-23-2000	R	Southern California/USA
52	Tyasha Harris	G	5-10	152	5-1-1998	5 yrs	South Carolina/USA

Head Coach: Chris Koclanes

Assistant Coach: Camille Smith

Assistant Coach: Nola Henry

Assistant Coach: Belle Koclanes

Director of Analytics and Strategy: Addison Lee

Director of Player Development: Jhared Simpson

Video Coordinator: Adrian Valadez

Director of Sports Medicine and Head Athletic Trainer: Allison Russell

Assistant Athletic Trainer: Aiyana Williams

Strength and Conditioning Coach: Preston Smith

Team Psychologists: Dr. Trent Petrie and Carmyn Hayes

Massage Therapist: Erika Glassey

PRO-NUN-C-A-SHUN GUYD

Luisa Geiselsöder  
Mikiah Herbert Harrigan  
Myisha Hines-Allen  
Teaira McCowan  
Arike Ogunbowale  
Maddy Siegrist

Loo-ee-suh GUY-zull-sode-er  
muh-KEE-uh  
My-EE-shuh  
tee-AIR-uh  
ar-EE-kay OH-goon-buh-WALL-ay  
SEE-grist



## LAS VEGAS ACES GAME NOTES (STATS & RANKINGS THROUGH END OF 2024 SEASON)



### Regular Season History

Overall 42-36  
Home 24-16  
Road 18-20  
Overtime 4-1

### Playoff History

Overall 3-3  
Home 2-2  
Road 1-1

### Combined History

Overall 45-39  
Home 26-18  
Road 19-21  
Overtime 4-1

### Streaks (incl. playoffs)

Overall W 1  
Home W 12  
Road L 1  
Overtime L 1

Date	H/A	Opponent	W/L	LV	DAL
July 13, 1998		Detroit	L 1	67	74
July 17, 1998	@	Detroit	L 2	67	79
Aug. 10, 1998		Detroit	L 3	73	77
July 6, 1999		Detroit	W 1 (OT)	104	94
July 21, 1999	@	Detroit	L 1	77	86
July 7, 2000		Detroit	L 2	69	73
Aug. 7, 2001	@	Detroit	W 1	76	69
July 8, 2002		Detroit	W 2	94	76
July 23, 2002	@	Detroit	W 3	86	75
June 7, 2003		Detroit	L 1	55	74
July 1, 2003	@	Detroit	L 2	88	99
May 22, 2004		Detroit	L 3	60	73
July 18, 2004	@	Detroit	L 4	71	77
May 24, 2005	@	Detroit	L 5	65	74
Aug. 13, 2005		Detroit	L 6	59	60
June 27, 2006		Detroit	L 7	59	63
July 16, 2006	@	Detroit	L 8	67	77
July 1, 2007	@	Detroit	W 1	71	68
July 31, 2007		Detroit	L 1	79	84
July 1, 2008		Detroit	W 1 (OT)	79	72
July 27, 2008	@	Detroit	W 2	76	64
Oct. 1, 2008		Detroit \$	L 1	69	77
Oct. 3, 2008		Detroit \$	L 2	61	69
Oct. 5, 2008	@	Detroit \$	L 3	60	76
Aug. 23, 2009	@	Detroit	L 4	84	99
Aug. 29, 2009		Detroit	W 1 (OT)	100	88
May 20, 2010	@	Tulsa	W 2	83	74
June 11, 2010		Tulsa	W 3	87	75
July 16, 2010		Tulsa	L 1	70	75
July 30, 2010	@	Tulsa	W 1	101	85
Aug. 13, 2010		Tulsa	W 2	94	74
June 4, 2011		Tulsa	W 3	93	73
June 10, 2011	@	Tulsa	W 4	93	62
Aug. 6, 2011		Tulsa	W 5	72	64
Sept. 11, 2011	@	Tulsa	W 6 (OT)	102	94
May 19, 2012	@	Tulsa	W 7	88	79
Aug. 17, 2012	@	Tulsa	W 8	89	79
Aug. 25, 2012		Tulsa	W 9	91	71
Sept. 12, 2012	@	Tulsa	W 10	78	67
Sept. 16, 2012		Tulsa	L 1	70	80
Aug. 4, 2013		Tulsa	W 1	69	65
Aug. 23, 2013	@	Tulsa	L 1	67	73
Aug. 30, 2013	@	Tulsa	W 1	74	65
Sept. 8, 2013		Tulsa	L 1	65	98

Date	H/A	Opponent	W/L	LV	DAL
May 17, 2014		Tulsa	W 1	80	76
May 28, 2014		Tulsa	W 2	82	79
July 17, 2014	@	Tulsa	L 1	90	95
July 22, 2014		Tulsa	W 1	95	93
Aug. 8, 2014	@	Tulsa	L 1	62	79
June 14, 2015		Tulsa	L 2	62	73
June 16, 2015	@	Tulsa	L 3	61	88
July 17, 2015		Tulsa	W 1	65	58
Sept. 8, 2015	@	Tulsa	L 1	64	74
May 21, 2016	@	Dallas	L 2	77	82
June 23, 2016	@	Dallas	L 3 (OT)	90	97
Sept. 9, 2016		Dallas	L 4	84	92
May 25, 2017		Dallas	L 5	82	94
June 21, 2017	@	Dallas	L 6	78	81
June 23, 2017		Dallas	L 7	69	81
June 15, 2018	@	Dallas	L 8	67	77
June 27, 2018		Dallas	L 9	91	97
Aug. 17, 2018	@	Dallas	L 10	102	107
June 22, 2019		Dallas	W 1	86	68
July 30, 2019		Dallas	W 2	86	54
Aug. 3, 2019	@	Dallas	W 3	75	70
Aug. 2, 2020		Dallas	W 4	79	70
Aug. 25, 2020	@	Dallas	W 5	96	92
June 13, 2021		Dallas	W 6	85	78
July 11, 2021	@	Dallas	W 7	95	79
Sept. 13, 2021		Dallas	W 8	85	75
June 5, 2022		Dallas	W 9	84	78
June 15, 2022	@	Dallas	W 10	92	84
Aug. 4, 2022	@	Dallas	L 1	80	82
July 5, 2023		Dallas	W 1	89	82
July 7, 2023	@	Dallas	L 1	78	80
July 30, 2023		Dallas	W 1	104	91
Aug. 8, 2023	@	Dallas	W 2	104	84
Sept. 24, 2023		Dallas ^	W 3	97	83
Sept. 26, 2023		Dallas ^	W 4	91	84
Sept. 29, 2023	@	Dallas ^	W 5	64	61
June 5, 2024	@	Dallas	W 6	95	81
July 7, 2024		Dallas	W 7	104	85
Aug. 27, 2024	@	Dallas	L 1	90	93
Sept. 19, 2024		Dallas	W 1	98	84
June 13, 2025		Dallas			
July 16, 2025	@	Dallas			
July 27, 2025	@	Dallas			
August 17, 2025		Dallas			

^—WNBA Semifinals

\$—WNBA Finals



2024 ACES VS WINGS HEAD-TO-HEAD STATISTICS

ACES VS. WINGS (3-1)

PLAYER	GP-GS	MIN	FGM-FGA	FG%	3-POINT		FTM-FTA	FT%	--- REBOUNDS ---			TOT/AVG	AST	PF-DQ	STL	TO	BLK	PTS/AVG
					FGM-FGA	FG%			OFF	DEF								
Wilson, A	3-3	101:30	42 - 66	63.6	4-7	57.1	18 - 23	78.3	10	18		28/9.3	6	3-0	8	6	6	106/35.3
Young, J	3-3	99:32	18 - 40	45.0	5-21	23.8	13 - 14	92.9	2	16		18/6.0	18	7-0	4	4	1	54/18.0
Plum, K	3-3	101:44	16 - 39	41.0	5-18	27.8	14 - 14	100	0	9		9/3.0	11	7-0	1	6	0	51/17.0
Gray, C	2-2	56:46	9 - 17	52.9	3-6	50.0	6 - 8	75.0	0	9		9/4.5	5	5-0	2	4	2	27/13.5
Hayes, T	4-1	83:41	14 - 26	53.8	5-11	45.5	9 - 11	81.8	7	7		14/3.5	13	5-0	3	3	1	42/10.5
Egbo, Q	1-0	15:21	4 - 6	66.7	0-0	0.0	0 - 0	0.0	1	4		5/5.0	0	2-0	2	0	1	8/8.0
Clark, A	4-3	105:34	11 - 28	39.3	8-19	42.1	0 - 2	0.0	3	8		11/2.8	7	12-0	4	4	2	30/7.5
Gustafson, M	4-2	63:42	10 - 26	38.5	3-10	30.0	5 - 7	71.4	8	5		13/3.3	1	10-0	1	2	3	28/7.0
Bell, K	2-0	26:39	4 - 11	36.4	3-6	50.0	1 - 2	50.0	1	3		4/2.0	5	3-0	0	1	0	12/6.0
Martin, K	3-1	56:22	3 - 16	18.8	3-13	23.1	4 - 4	100	0	9		9/3.0	7	4-0	2	3	3	13/4.3
Colson, S	3-1	34:43	5 - 8	62.5	3-5	60.0	0 - 0	0.0	0	5		5/1.7	4	4-0	2	4	2	13/4.3
Stokes, K	3-1	53:50	1 - 5	20.0	1-4	25.0	0 - 0	0.0	0	12		12/4.0	3	3-0	1	3	3	3/1.0
Cannon, E	1-0	00:38	0 - 0	0.0	0-0	0.0	0 - 0	0.0	0	0		0/0.0	0	0-0	0	0	0	0/0.0
ACES	4	800	137 - 288	47.6	43-120	35.8	70 - 85	82.4	32	105		167/41.8	80	65-0	30	44	24	387/96.8
WINGS	4	800	129 - 295	43.7	26-86	30.2	59 - 73	80.8	43	107		179/44.8	76	76-0	22	52	14	343/85.8

WINGS VS. ACES (1-3)

PLAYER	GP-GS	MIN	FGM-FGA	FG%	3-POINT		FTM-FTA	FT%	--- REBOUNDS ---			TOT/AVG	AST	PF-DQ	STL	TO	BLK	PTS/AVG
					FGM-FGA	FG%			OFF	DEF								
Sabally, S	2-2	69:49	16 - 26	61.5	8-12	66.7	13 - 15	86.7	2	12		14/7.0	12	8-0	3	5	1	53/26.5
Sims, O	1-1	33:32	11 - 18	61.1	3-5	60.0	0 - 0	0.0	3	1		4/4.0	5	1-0	1	2	0	25/25.0
Ogunbowale, A	3-3	113:55	20 - 53	37.7	6-22	27.3	18 - 18	100	1	14		15/5.0	17	13-0	7	12	1	64/21.3
Howard, N	3-3	93:03	23 - 57	40.4	1-9	11.1	4 - 6	66.7	6	15		21/7.0	6	8-0	0	5	3	51/17.0
McCowan, T	3-3	75:03	11 - 19	57.9	1-1	100	8 - 11	72.7	13	23		36/12.0	3	8-0	0	4	4	31/10.3
Billings, M	2-1	50:10	10 - 20	50.0	0-1	0.0	0 - 0	0.0	1	8		9/4.5	1	6-0	0	2	1	20/10.0
Siegrist, M	3-2	82:21	9 - 22	40.9	2-6	33.3	8 - 10	80.0	5	6		11/3.7	6	2-0	0	4	1	28/9.3
Brown, J	2-0	22:50	6 - 9	66.7	3-3	100	0 - 0	0.0	1	2		3/1.5	0	2-0	2	3	1	15/7.5
Brown, K	4-1	65:20	9 - 16	56.3	0-1	0.0	5 - 7	71.4	6	14		20/5.0	5	9-0	1	3	0	23/5.8
Uzun, S	4-1	74:48	5 - 22	22.7	1-10	10.0	3 - 4	75.0	2	4		6/1.5	10	7-0	4	5	0	14/3.5
Soares, S	2-0	18:24	3 - 5	60.0	1-3	33.3	0 - 0	0.0	1	3		4/2.0	1	3-0	0	0	1	7/3.5
Sheldon, J	4-3	87:23	5 - 25	20.0	0-12	0.0	0 - 0	0.0	2	4		6/1.5	10	8-0	3	5	1	10/2.5
Lopez Senechal, L	2-0	13:22	1 - 3	33.3	0-1	0.0	0 - 2	0.0	0	1		1/0.5	0	1-0	1	0	0	2/1.0
WINGS	4	800	129 - 295	43.7	26-86	30.2	59 - 73	80.8	43	107		179/44.8	76	76-0	22	52	14	343/85.8
ACES	4	800	137 - 288	47.6	43-120	35.8	70 - 85	82.4	32	105		167/41.8	80	65-0	30	44	24	387/96.8





LAS VEGAS ACES GAME NOTES (STATS & RANKINGS THROUGH END OF 2024 SEASON)

FEELING RANK (2024 SEASON, TOP 30-ISH)									
	PPG	RPG	APG	SPG	BPG	MPG	FG%	3P%	FT%
Dana Evans	---	---	33rd	---	---	---	---	---	---
Chelsea Gray	---	---	---	---	---	---	---	33rd	---
Jewell Loyd	6th	31st	14th	13th	---	7th	---	---	7th
Cheyenne Parker-Tyus	---	---	---	---	---	---	---	---	6th
Kiah Stokes	---	26th	---	---	15th	---	---	---	---
A'ja Wilson	1st	2nd	---	5th	1st	4th	7th	---	17th
Jackie Young	16th	35th	7th	29th	---	12th	35th	34th	11th
Aces Team	1st	8th	5th	9th	2nd		2nd	4th	2nd

WELCOME TO THE FAMILY

Over the offseason the Aces said farewell to some teammates and welcomed some anew. The team saw the departure of Alysha Clark, Sydney Colson, Tiffany Hayes and Kelsey Plum, and welcomed **Crystal Bradford**. **Dana Evans**, **Jewell Loyd**, **Tiffany Mitchell** and **Cheyenne Parker-Tyus**. Additionally, rookies **Deja Kelly**, **Aaliyah Nye**, **Harmoni Turner** joined the WNBA for their first season in 2025.

- **Evans** joins the Aces after four seasons with Chicago, where she was named to the 2021 WNBA All-Rookie Team and recently played overseas for Besiktas in Istanbul, Turkey this past offseason
- **Kelly**, a rookie hailing from Texas, spent her first four collegiate seasons with North Carolina before transferring to Oregon as a grad transfer. She started all games for the Ducks in 2024-25 and was named all-Big Ten honorable mention and to the preseason watch lists for the Nancy Lieberman Award (nation's top point guard) and Naismith Player of the Year
- **Loyd** signed with the Aces on Feb. 1, 2025 in a trade with Seattle and Los Angeles. She spent ten years with the Storm from 2015-24, where she won two WNBA Championships (2018, 2020) and is a three-time All-WNBA selection. She recently played in Unrivaled this past offseason with Mist BC.
- **Mitchell**, a nine-year WNBA veteran, appeared in 24 games with Connecticut in 2024. She averaged 4.9 points, 1.5 rebounds and 0.6 assists per game, but missed the last 16 regular season and postseason games due to injury.
- **Nye** was the Aces 13th overall pick in the 2025 draft from Alabama. She started all 33 games, averaging 33.4 minutes per game for the Crimson Tide. She ranked fourth in the NCAA for made three pointers (109) and finished with 1,739 career points
- **Parker-Tyus** joins the Aces after spending the past five seasons with Atlanta. The 2023 WNBA All-Star started 11 of 25 games in 2024 while posting 9.2 ppg and 4.8 rpg prior to suffering a left ankle injury on Aug. 18.
- **Turner** was selected by Las Vegas as the 35th pick in the 2025 draft. She was named Ivy League Player of the Year (2025), Becky Hammon Mid-Major Player of the Year (2025), ECAC Division I Women's Basketball Player of the Year (2025) and the second player in program history to earn Honorable Mention AP All-America honors (2025)

NEVER BEEN DONE BEFORE

A'ja Wilson wrapped her 2024 season as the first player in WNBA or NBA history to to lead the league in total points, rebounds and blocked shots in a single season (blocks became an official NBA stat in 1973-74). Only 3 times in WNBA history has the same player led in 2 of the 3 categories (including Wilson with rebounds and blocked shots in 2022), which has been accomplished just 11 times in the NBA since 1973-74.

MOVIN' ON UP

Jewell Loyd ranks No. 21 on the WNBA all-time scoring list with 5,536 points, behind No. 20 Katie Douglas (5,563). A'ja Wilson is 10 back at No. 31 (4,782), behind No. 30 Skylar Diggins (4,822). Wilson, however, enters the 2025 season ranked first for scoring average (minimum 2,000 points) with a career average of 21.066 points per game, while Loyd's 16.93 ppg sits at No. 14. Chelsea Gray is No. 8 on the all-time W assist list with 1,631 dimes and needs just three to pull even with No. 7 Candace Parker. Next on the list is No. 6 Becky Hammon with 1,708. Loyd has 25 games of 30 or more points in her career and Wilson has 24, which are the fifth- and sixth-most in WNBA history.

SCORING CHAMPS

Since 2020 the Aces have topped the league's scoring charts, including averaging 92.8 points in 2023, the second-highest scoring output in league history. In fact, the past five seasons are the top five scoring years in franchise history, which should come as no surprise with A'ja Wilson finishing among the top six in the league each of those years -- including a league-record 26.9 ppg in 2024.

	2019	2020	2021	2022	2023	2024
PPG	82.2	88.7	89.3	90.4	92.8	86.4
Rank	3rd	1st	1st	1st	1st	1st

ANOTHER HIGH-POWERED OFFENSE IN 2025?

Jewell Loyd and A'ja Wilson have finished no lower than No. 14 on the league's scoring charts over the past five years, with Loyd scoring a league-best 24.7 ppg in 2023 and Wilson knocking down a league-record 26.9 ppg last season. Combined with Jackie Young's firepower--she ranked No. 12 (2022), No. 11 (2023) and No. 16 (2024) over the past three seasons.

	2020	2021	2022	2023	2024
Loyd	14th	7th	10th	1st	6th
Wilson	2nd	6th	5th	3rd	1st
Young	36th	25th	12th	11th	16th

DOUBLE SAWBUCKS

Keeping with the theme of combining regular season and playoff games, A'ja Wilson in 2023 produced more 20+ point games in a single year than any WNBA player in history. She upped that record in 2024 after posting 34 games with 20 or more points during the regular season and 4 in playoff games.

Player	Year	Team(s)	20+ Pt Games
1. A'ja Wilson	2024	Las Vegas	38
2. A'ja Wilson	2023	Las Vegas	34
3. Breanna Stewart	2023	New York	31

WNBA 1'K



Before becoming the first player in league history to score 1,000 points in a single season in 2024, A’ja Wilson became the **first player in league history to score 1,000 points in a single year** when combining regular season and postseason points. She hit the mark against Dallas in the 2023 WNBA Semifinals (9/26/2023). Breanna Stewart got to 1,000 points after that date, and Wilson bumped it up a notch in 2024.

Player	Year	Team(s)	Reg. & Playoff Points
1. A’ja Wilson	2024	Las Vegas	1,149
2. A’ja Wilson	2023	Las Vegas	1,126
3. Breanna Stewart	2023	New York	1,103
4. Breanna Stewart	2024	New York	990
5. Napheesa Collier	2024	Minnesota	979

A’1

A’ja Wilson not only led the WNBA in scoring in 2024, she **broke the WNBA record for season scoring average** and points scored, while becoming the **first W player in history to score 1’000 points in a single season**.

Player	Year	Team	PPG
1. A’ja Wilson	2024	Las Vegas	26.9
2. Diana Taurasi	2006	Phoenix	25.3
3. Jewell Loyd	2023	Seattle	24.7

Player	Year	Team	Points
1. A’ja Wilson	2024	Las Vegas	1’021
2. Jewell Loyd	2023	Seattle	939
3. Breanna Stewart	2023	New York	919

LOCK, STOCKS & TWO SMOKING BARRELS

Against Connecticut on Sept. 6, 2024, A’ja Wilson became the league’s all-time **single season ‘stocks’ leader**, which combines steals and blocks.

Player	Year	Stocks	Steals	Blocks
1. A’ja Wilson	2024	166	68	98
2. Brittney Griner	2014	151	22	129
3. Lisa Leslie	2004	148	50	98

CAROM CHALLENGE

A’ja Wilson set a new single-season standard for the league’s **defensive rebounds per game record in 2024**, becoming the first player in league history to average more than 9 in the process.

Player	Year	Team	DRPG	DRebs	Gms
1. A’ja Wilson	2024	Las Vegas	9.79	372	38
2. C. Holdsclaw	2002	Washington	8.90	178	20
3. Jonquel Jones	2021	Connecticut	8.74	236	27

CALCIUM EFFICIENT

A’ja Wilson shattered the league-record with 20 consecutive games **scoring 20 or more points** from Aug. 28, 2023, through June 27, 2024.

WNBA Record 20-Point Game Streaks

Rk	Player	Games	Streak Start	End
1.	A’ja Wilson	20	Aug. 28, 2023	June 27, 2024
2.	Diana Taurasi	13	July 22, 2006	May 19, 2007
3.	Breanna Stewart	12	June 29, 2017	Aug. 5, 2017
	Arike Ogunbowale	12	Sept. 10, 2023	June 13, 2024

ON HER A’ GAME

Per Her Hoops Stats, A’ja Wilson scored 20 or more points 34 times in 2024, or 89.5% of her games, finishing with the highest percentage of 20-point games in a season in league history.

20+ Point Total					
Player	Team	Year	Games	Games	PCT
1. A’ja Wilson	Las Vegas	2024	34	38	89.5
2. Diana Taurasi	Phoenix	2008	26	34	76.5
3. Diana Taurasi	Phoenix	2006	26	34	76.5
4. Arike Ogunbowale	Dallas	2024	28	38	73.7
5. A’ja Wilson	Las Vegas	2023	29	40	72.5

RECORD SETTER

Against Dallas on July 7, 2024, Wilson scored 28 points and surpassed Sophia Young-Malcolm (4,300 points) as the **franchise’s leading scorer**, finishing the game with 4,301 career points (surpassing Young-Malcolm’s franchise rebounding record earlier in the season).

THE ANSWER TO THE ULTIMATE QUESTION OF LIFE

Starting with a 42-point outburst at Dallas on Aug. 27, 2024, and directly followed by 26-, 41- and 30-point games, Wilson scored a **WNBA record-tying 139 points** over that 4-game span. Maya Moore also tallied 139 over 4 consecutive games from July 10-22, 2014.

- A’ja Wilson scored 30 or more points 11 times in 2024, which is **the 3rd most in WNBA regular season history**. Jewell Loyd (2023) and Maya Moore (2014) share the top spot with 12 each.
- The 42 scored versus Dallas and 41 points two days later were the **top two marks in a WNBA game last season** and **2nd- and 3rd-most in franchise history**.
- Wilson now has 4 career game of 40 or more points, tied with Breanna Stewart and Diana Taurasi for **1st in WNBA history**.
- Wilson’s 16 made field goals in each of her 40-point games are the **most in a game in the WNBA last season**.
- Not only did Wilson average 34.8 ppg from Aug. 27 - Sept. 3, 2024, she averaged 13.3 rpg, 3.0 apg, 1.3 spg, 3.0 bpg with just 3 turnovers.

CAN’T TOUCH THIS

Entering the 2025 season, there had been 104 different occasions where a player averaged **15 or more shots per game** while playing in at least 20 games—the very definition of a team’s go-to offensive player.

Of those 104 instances, **65 shot 45 percent or worse from the field**. Only 7 times has a player **shot better than 50 percent from the field**. Wilson became the first player to do it twice in her career after doing so in 2023.

Of those who have previously accomplished this feat, most took fewer than 16 shots. Wilson in 2024 took 19.6 shots per game—more than 2 shots more per game than the next person on the list, Seimone Augustus.

Player	Year	FGA/G	FG%
A’ja Wilson	2024	19.55	.518
Seimone Augustus	2007	17.15	.508
Lauren Jackson	2007	16.03	.519
Sheryl Swoopes	2000	15.61	.506
Brittney Griner	2019	15.45	.537
A’ja Wilson	2023	15.03	.557
Breanna Stewart	2018	15.00	.529



LAS VEGAS ACES GAME NOTES (STATS & RANKINGS THROUGH END OF 2024 SEASON)

THE QUICKENING

On July 10, 2024, A’ja Wilson became the **7th person in WNBA history** to amass at least 4,000 points, 1,500 rebounds, 400 assists, 400 blocked shots and 200 steals (Tina Charles became the 8th on the list four days later). She was the quickest to do so, having reached the milestone in 210 games. Candace Parker previously held the record for the fastest to those marks in 229 games.

On Aug. 30, 2024, in her 220th career game, Wilson became the fastest player in league history to compile 4,500 points, 2,000 rebounds, 400 assists, 400 blocked shots and 200 steals, **shattering the previous record held by Lisa Leslie**, who took 258 games to hit all 5 milestones.

Further, Wilson is the **second-youngest player to grab 2,000 rebounds** (28 years, 22 days), and the fourth-fastest to do so in terms of number of games played (220). Charles holds the record for the quickest (196 games) and youngest (26 years, 278 days).

CURRENTLY IN USE

A’ja Wilson’s 2024 usage rating (the percentage of a team’s possessions that a player impacts) of 32.16 was the **9th highest in league history**. None of the 8 players ahead of her had amazingly efficient offensive seasons. Most of the offensive efficiency ratings (OER) and offensive win shares (OWS) listed are above average to good, but there is nothing great about these performances.

A’ja Wilson’s OER and OWS **lapped the field on the chart**. She impacted an ungodly amount of her team’s possessions, and did it at an M’VP level that had never been seen before.

Player	Team	Year	UR	OER	OWS
1. Angel McCoughtry	Atlanta	2011	35.7	104	2.8
2. Angel McCoughtry	Atlanta	2013	35.0	99	2.3
3. Angel McCoughtry	Atlanta	2012	34.9	102	1.8
4. Betty Lennox	Miami/Minn.	2002	33.6	84	-1.1
5. Chamique Holdsclaw	Washington	2002	33.3	108	2.9
6. Jewell Loyd	Seattle	2023	32.9	104	2.6
7. Angel McCoughtry	Atlanta	2015	32.8	103	3.0
8. Riquna Williams	Tulsa	2013	32.3	108	2.5
9. A’ja Wilson	Las Vegas	2024	32.2	119	7.0

OER: an estimate of points produced per 100 possessions  
OWS: an estimate of the number of wins contributed by a player due to offense

A’JA OF THE MONTH

Wilson became the first player in WNBA history to average at least 25 points and 10 rebounds in two consecutive months, after doing so in May and June 2024. She then upped the streak to 5, through July, August and September.

Month	PPG	RPG
May 2024	26.5	12.5
June 2024	27.2	10.3
July 2024	27.8	13.6
Aug. 2024	26.4	11.4
Sept. 2024	26.1	12.0

NEVER GONNA GIVE YOU UP

Only 5 players in WNBA history have **averaged more than 20 points and fewer than 2.0 turnovers over the course of a season**. A’ja Wilson has now accomplished the feat 4 times (2018, 2020, 2023 and 2024), which ranks 2nd behind Breanna Stewart (5). Elena Delle Donne and Lauren Jackson are 3rd with 3 such seasons apiece and Tina Charles joined the list in 2016. Wilson’s 26.9 points a game tops the chart and her **1.26 turnovers per game ranks No. 4**.

DOUBLE THE FUN

A’ja Wilson has tallied 99 double-doubles in her 7 years in the league, which is **6th-most in WNBA history** and third among current players.

Player	Dub-Dubs
1. Tina Charles	194
2. Sylvia Fowles	193
3. Lisa Leslie	157
4. Candace Parker	154
5. Nneka Ogwumike	109
6. A’ja Wilson	99

HOLD ON TIGHTLY

Wilson **led the league in 2024 in turnover percentage**, producing **one of the best turnover percentage rates in WNBA single season history** (minimum of 500 minutes played), while playing 374 more minutes than T0% leader Elena Delle Donne played in 2018. Further, Wilson **ranks second on the all-time league turnover percentage chart**.

2024 Turnover Percentage Leaders				
Player	Team	T0%	T0s	Minutes
1. A’ja Wilson	Las Vegas	5.263	48	1307:37
2. Maddy Siegrist	Dallas	6.150	15	643:45
3. Nneka Ogwumike	Seattle	8.381	49	1177:05

WNBA Single-Season Turnover Percentage Leaders					
Player	Team	Year	T0%	T0s	Minutes
1. E. Delle Donne	Washington	2018	4.891	26	933:31
2. A’ja Wilson	Las Vegas	2024	5.263	48	1307:37
3. E. Delle Donne	Chicago	2015	5.548	36	1031:35

WNBA Career Turnover Percentage Leaders				
Player	Team	T0%	T0s	Minutes
1. E. Delle Donne	Chicago/DC	6.523	275	7279:21
2. A’ja Wilson	Las Vegas	7.793	354	7081:31
3. Rhyne Howard	Atlanta	9.364	179	3366:42

YAWN, JUST ANOTHER 20/10

Wilson started 2024 by recording 5 straight 20-point, 10-rebound games, which broke the WNBA record of 4 consecutive 20/10 games, previously held by Sylvia Fowles (twice), Tina Charles and Glory Johnson.

She then wiped out her record in upping the **W record to 8**.

8-Straight 20/10 Games		Averages
A’ja Wilson	July 5 - Aug. 18, 2024	29.3 ppg, 14.4 rpg
5-Straight 20/10 Games		Averages
A’ja Wilson	May 14-29, 2024	26.2 ppg, 13.2 rpg
4-Straight 20/10 Games		
Tina Charles	June 19-26, 2021	29.0 ppg, 12.8 rpg
Glory Johnson	Aug. 6-19, 2017	22.8 ppg, 13.3 rpg
Sylvia Fowles	Sept. 11, 2011-May 30-2012	24.3 ppg, 11.8 rpg
Sylvia Fowles	Aug. 12-23, 2011	25.3 ppg, 13.3 rpg

I’LL TAKE ANOTHER DOUBLE-DOUBLE FOR 30, ALEX

Per Her Hoops Stats, a total of 16 double-doubles with 30+ points were recorded in the 2024 season. **Half of them were by A’ja Wilson**.

Player	Team	30+ Point Dub-Dubs (2024)
A’ja Wilson	Las Vegas	8
Breanna Stewart	New York	3
5 different players		1

ALL ABOUT THAT PACE





The Aces have played at one of the fastest paces in the league since moving to Las Vegas as measured by possessions per 40 minutes.

	2018	2019	2020	2021	2022	2023	2024
Pos/40	82.4	82.3	82.6	82.5	82.2	82.2	81.1
Rank	1st	2nd	1st	1st	1st	2nd	4th

FOR THE RECORD

A few of the WNBA single-season records Wilson rewrote in 2024...

Player	Team	Year	Points
1. A’ja Wilson	Las Vegas	2024	1’021
2. Jewell Loyd	Seattle	2023	939

Player	Team	Year	PPG
1. A’ja Wilson	Las Vegas	2024	26.868
2. Diana Taurasi	Phoenix	2006	25.294

Player	Team	Year	Rebounds
1. A’ja Wilson	Las Vegas	2024	451
2. Angel Reese	Chicago	2024	446

Player	Team	Year	Def. Rebounds
1. A’ja Wilson	Las Vegas	2024	372
2. Alyssa Thomas	Connecticut	2023	314

Player	Team	Year	Def. Reb/Game
1. A’ja Wilson	Las Vegas	2024	9.79
2. Chamique Holdsclaw	Washington	2002	8.90

Player	Team	Year	20+ Pt Gms
1. A’ja Wilson	Las Vegas	2024	34
2. A’ja Wilson	Las Vegas	2023	29

Player	Team	Year	25+ Pt Gms
1. A’ja Wilson	Las Vegas	2024	25
2. Jewell Loyd	Seattle	2023	21

Player	Team	Year	FGM/G
1. A’ja Wilson	Las Vegas	2024	10.13
2. Tina Charles	Washington	2021	8.82

Player	Team	Year	2PTM/G
1. A’ja Wilson	Las Vegas	2024	9.632
2. Brittney Griner	Phoenix	2019	8.677

BLOCK PARTY

Wilson, who ranks **12th on the league’s all-time career** blocked shots list and **3rd among active players**, has blocked more shots than anyone else **since entering the league in 2018**.

Name	Blocks Since 2018
1. A’ja Wilson	441
2. Brittney Griner	325
3. Jonquel Jones	283

MINUTE BY MINUTE

Since the franchise moved to Vegas, only one Aces player has logged an average of more than 33 minutes per game (Jackie Young, 33:13 mpg, 2022), although it used to happen with some degree of regularity.

In 2024, however, three Aces logged at least 33 minutes a game: A’ja Wilson (34:25), Kelsey Plum (34:00) and Jackie Young (33:13).

RAREFIED AIR

**Wilson has recorded 74 games of 20+ points and 10+ rebounds, which ranks 3rd in WNBA history.**

20P/10R

Player	Dub-Dubs
1. Tina Charles	102
2. Sylvia Fowles	77
3. A’ja Wilson	74

Among her 20/10 games are 38 with at least 25 points and 10 rebounds, which is the **2nd-most in WNBA history**.

25Pt/10Reb

Player	Dub-Dubs
1. Tina Charles	41
2. A’ja Wilson	38
3. Sylvia Fowles	29

And 9 of those 25/10 double-double games came without a single turnover, **tops in WNBA history** (5 of which were produced in 2024).

25P/10R/OTO

Player	Dub-Dubs
1. A’ja Wilson	9
2. Lauren Jackson	6
Breanna Stewart	6

GOOD GAWD!

When Chelsea Gray checked into the June 19 game against Seattle it was her first game played since Oct. 15, 2023, when she injured her left foot in Game 3 of the 2023 WNBA Finals. She handed out her first assist of the 2024 season 20 seconds later on an Alysha Clark triple for her 1,500th career dime. She now ranks **8th on the WNBA’s career assist chart** with 1,631 assists. Candace Parker is 7th with 1,634.

Gray also became the 7th player in WNBA history with at least 3,500 points and 1,500 assists, and **is the 4th-fastest to accomplish the feat**, doing so in 299 games (Sue Bird, 279; Skylar Diggins, 291; Lindsay Whalen, 294).

M’S T 400K

Wilson became the 8th player in WNBA history with 4,000 points and 400 blocked shots after swatting her 400th against Seattle on July 10, 2024. She is **the second-youngest (27 years, 337 days) and second-fastest** (210 games) to accomplish the feat, behind Lauren Jackson.

She then became the **quickest, and second-youngest, player to reach 4,500 points and 400 blocked shots**, doing so in 217 games at 28 years and 15 days.

Player	4,000 Points/400 Blocks Milestone Game
1. Lauren Jackson	209
2. A’ja Wilson	210
3. Candace Parker	229

Player	4,500 Points/400 Blocks Milestone Game
1. A’ja Wilson	217
2. Lauren Jackson	233
3. Brittney Griner	255

30 FOR 30

On June 13, 2024, against Phoenix, A’ja Wilson (32 points) and Jackie Young (34) became the second set of teammates to each score 32 or more points in a regulation game—and the first duo who picked up a win while doing so. Odyssey Sims (39) and Skylar Diggins (34) did so in a Tulsa 95-93 loss to San Antonio on on July 22, 2014. That feat was accomplished twice more in 2024 by players in Dallas and Indiana.



LAS VEGAS ACES GAME NOTES (STATS & RANKINGS THROUGH END OF 2024 SEASON)

MOVIN' ON UP

The Aces finished among the top 3 teams in the league for shooting percentage over the past 4 seasons, including an all-time league third-best 48.6% last season.

	Field Goal Percentage						
	2018	2019	2020	2021	2022	2023	2024
Las Vegas	.442	.427	.476	.472	.460	.486	.454
Rank	8th	5th	3rd	1st	3rd	1st	2nd

SILENT BUT DEADLY ASSASSIN

Jackie Young may be quiet off the court, but she is a deadly assassin on it. She connected on a league second-best 44.9% of her 3-pointers in 2023, and now ranks **No. 3 in league history for highest 3-point percentage in a season when attempting at least 150 from distance.**

WNBA All-Time Single-Season 3-Point % (Minimum 150 Attempts)

Player	Year	Team	3PM	3PA	3P%
1. Stefanie Dolson	2024	Washington	72	155	44.45
2. Maya Moore	2013	Minnesota	72	159	45.28
3. Jackie Young	2023	Las Vegas	89	198	44.95

SILENT(ER) AND DEADLIER

Since the start of the 2022 season, Jackie Young ranks 2nd in 3-point field goal percentage among players **with a minimum of 200 made 3-pointers.**

Player	3PM	3PA	3P%
1. Kelsey Mitchell	283	703	40.26
2. Jackie Young	209	522	40.04
3. Kelsey Plum	318	812	39.16

M'ST 4K

A’ja Wilson scored her 4,000th career point in her 198th career game on June 9, 2024, against LA. **Only five players in league history have now scored 4,000 points in fewer than 200 games** after Arike Ogunbowale hit the milestone three months later. Wilson, who was 27 years and 306 days old on June 9, also became the **fourth-youngest** to hit the 4K mark (she has since been bumped to 5th by Ogunbowale).

Player	4K Points Milestone Game
1. Arike Ogunbowale	195
2. Breanna Stewart	196
3. Diana Taurasi	197
4. A’ja Wilson	198

Player	Age at 4,000th Point
1. Lauren Jackson	26 years, 77 days
2. Diana Taurasi	27 years, 86 days
3. Arike Ogunbowale	27 years, 197 days
4. Tina Charles	27 years, 273 days
5. A’ja Wilson	27 years, 306 days

STARTER KIT

The Aces starters set a WNBA record in 2022 by scoring more points than any starting five in league history and **recalibrated the record in 2023.**

Team	Year	PPG
1. Las Vegas	2023	79.4
2. Las Vegas	2022	77.5
3. Phoenix	2007	75.1

LOW ON RESERVES??

Aces’ bench averaged a league-record 35.0 points per game in 2020. Only 7 other teams in WNBA history averaged more than 30 points per game from their reserves. Two years later, in the Aces’ first championship season, the bench averaged a league-low 12.9 points. En route to their second championship the 2024 reserves averaged 13.5 points a game, again the fewest in the league. The Aces bench in 2024 scored **15.0 points a game, which was the 4th-fewest in the league.**

ALL SHE DOES IS WIN, WIN, WIN

Having won the second-most games in league history before turning 25 and shattering the record for most wins before turning 26, Jackie Young last season set a new standard for W victories before age 27 with **145 victories before turning 27** on September 16, 2024.

Looking towards the next milestone, **Maya Moore holds the record for wins (164) before turning 28**, a number well within Young’s reach before September. Young ranks 4th on that list.

Player	Wins Before 27th Birthday
1. Jackie Young	145
2. Maya Moore	137
3. Mwadi Mabika	135

Player	Wins Before 28th Birthday
1. Maya Moore	164
2. Mwadi Mabika	158
3. A’ja Wilson	147
4. Jackie Young	146

TRIPLE A

A’ja Wilson established the fanchise record for scoring average in a season as a rookie and after resetting the record in 2023 and again in 2024, owns 5 of the top 6 season scoring averages in franchise history. She also is the only player in franchise history to average 20+ points in a season on more than one occasion.

Player	Year	PPG
1. A’ja Wilson	2024	26.9
2. A’ja Wilson	2023	22.8
3. A’ja Wilson	2018	20.7
4. A’ja Wilson	2020	20.5
5. Kelsey Plum	2022	20.2
6. A’ja Wilson	2022	19.5

ONE GOOD TURNOVER DESERVES ANOTHER

The Aces took care of the basketball better than anybody in the WNBA in each of the past 4 seasons, **which ranks as the top four lowest TO seasons in league history.**

	Aces Turnovers Per Game				
	2020	2021	2022	2023	2024
Las Vegas	12.5	11.8	11.7	11.8	11.7
Rank	2nd	1st	1st	1st	1st

The Aces also ranked first four of the past five seasons in fewest points allowed off their own miscues.

	Opponents Points Off Turnovers				
	2020	2021	2022	2023	2024
Las Vegas	11.8	13.3	13.0	12.8	12.4
Rank	1st	2nd	1st	1st	1st

THAT’S OFFENSIVE

The Aces have had one of the best offenses in the W since making the move to Vegas. In 2020 they ranked 2nd in the WNBA in OER, and in each of the past 3 seasons they finished 1st, including a league-record 113.0 OER in 2023, and were 2nd in 2024.

Year	OER	Rank
2018	102.0	6th
2019	99.1	5th
2020	107.3	2nd
2021	107.1	1st
2022	109.6	1st
2023	113.0	1st
2024	106.1	2nd



ALL RIGHT NOW

A’ja Wilson has made a living at the free throw line, leading the league in attempts in each of her first 3 seasons in the league, while finishing 2nd in 2021 and 2023 and 3rd in 2022. Wilson ranked 1st again last year.

After finishing no higher than 10th among league leaders over her first eight years in the league, Jewell Loyd jumped from No. 18 in 2022 to first by more than doubling her trips to the line in 2023, and she finished second in 2024.

	2018	2019	2020	2021	2022	2023	2024
AW FTA/G	7.5	5.5	6.8	6.2	5.2	7.2	7.2
	1st	1st	1st	2nd	3rd	2nd	1st
	2018	2019	2020	2021	2022	2023	2024
JL FTA/G	3.4	2.6	4.0	3.8	3.1	7.5	6.8
	17th	21st	11th	11th	18th	1st	2nd

Since the start of the 2018 season, Wilson has attempted more than 300 more free throws than her nearest competitor. She is ranked 20th in league history for career free throws attempted (Jewell Loyd ranks No. 23 on the all-time list).

Player	FTAs Since 2018
A’ja Wilson	1485
Breanna Stewart	1108
Jewell Loyd	1038
Player	Career FTs
1. Diana Taurasi	2,893
19. Tiffany Hayes	1,489
20. A’ja Wilson	1,485
21. Nneka Ogwumike	1,462
22. T. Sutton-Brown	1,454
23. Jewell Loyd	1,453

BOARD ALLERGIES

Offensive Rebound Percentages had been declining for years as teams relied more and more on the 3-pointer as a weapon.

From 1997-2003, no team grabbed fewer than 30 percent of available offensive rebounds.

Last season, 9 teams finished below 30 percent, and the 2024 Aces now hold the record with the all-time low in that category after surpassing the former league record low of 23.3% set by Los Angeles in 2021.

Team	Year	OR%
Las Vegas	2024	21.3
Los Angeles	2021	23.3
Seattle	2015	23.5
Las Vegas	2023	23.7
Washington	2023	24.0
New York	2021	24.1
Las Vegas	2022	24.5

ALL SHE DOES IS WIN (MORE)

While it’s still early in her WNBA coaching career, not only did Becky Hammon lead the Aces to their first championship during her inaugural season at the helm and follow that up with back-to-back titles in 2023, but she also boasts the highest winning percentage of any coach in WNBA history for those who have coached at least 75 games.

Coach	Highest Winning %, minimum 50 games coached		
	W	L	PCT
Becky Hammon	87	29	.750
Van Chancellor	211	111	.655
Cheryl Reeve	330	180	.647
Carol Ross	58	32	.644
Stephanie White	92	56	.622

Against Atlanta on July 12, 2024, Hammon became the 3rd-fastest in WNBA history to reach 75 wins.

Coach	Games to 75 Wins
1. Michael Cooper	87 (July 24, 2002)
2. Van Chancellor	95 (June 6, 2000)
3. Becky Hammon	98 (July 12, 2024)

R-E, R-E-B, R-E-B-O-U-N-D, RE-BOUND

From 2019 through 2023, the Aces recorded 4 of the 5 highest defensive rebounds per game averages in WNBA history. The 2024 Aces moved into the top 10, with the 6th-best average in league history.

Year	Team	DRPG
1. 2021	Las Vegas	31.281
2. 2019	Las Vegas	29.618
3. 2020	Las Vegas	29.273
4. 2023	New York	29.200
5. 2023	Las Vegas	28.675
6. 2024	Las Vegas	28.525

The Aces hold the top 2 marks for most defensive rebounds in a regulation game in WNBA history, with 44 at Seattle on May 20, 2023, and 43 at Los Angeles on July 1, 2022. Phoenix had 47 defensive boards against San Antonio on June 7, 2014, but in a double overtime contest.

TOP OF THE PECKING OERDER

Up until 2023, just seven teams in WNBA history had boasted both the best offense and defense in the same season as measured by Offensive (OER) and Defensive Efficiency Ratings (DER)—points scored and allowed per 100 possessions—and 6 of them had won the title (\*). The Aces became the 8th to end the season ranking first for both OER and DER, and the 7th among that list to claim the W crown.

Team	Year	OER	DER
Houston *	1998	104.1	86.7
Houston *	1999	104.4	91.4
Houston *	2000	109.1	90.8
Phoenix *	2014	106.4	94.1
Minnesota	2016	107.4	96.6
Minnesota *	2017	108.5	94.4
Seattle *	2020	108.3	93.3
Las Vegas*	2023	113.0	97.7



## LAS VEGAS ACES GAME NOTES (STATS & RANKINGS THROUGH END OF 2024 SEASON)

### ACES ON THE WNBA CAREER RECORDS CHARTS

#### Points

1. Diana Taurasi	10,646
20. Katie Douglas	5,563
21. Jewell Loyd	5,536
30. Skylar Diggins	4,822
31. A'ja Wilson	4,782

#### Points Per Game (minimum 2,000 points)

1. A'ja Wilson	21.066
13. Lisa Leslie	17.253
14. Jewell Loyd	16.930

#### 10-Point Games

1. Diana Taurasi	488
23. Tangela Smith	270
24. Jewell Loyd	269
Swin Cash	269

#### 15-Point Games

1. Diana Taurasi	392
17. Brittney Griner	197
18. Jewell Loyd	191
19. Chamique Holdsclaw	189
20. Becky Hammon	188
21. A'ja Wilson	182

#### 20-Point Games

1. Diana Taurasi	259
6. Lauren Jackson	139
7. Tamika Catchings	138
8. A'ja Wilson	137
DeWanna Bonner	137
15. Maya Moore	117
Arike Ogunbowale	117
17. Jewell Loyd	115

#### 25-Point Games

1. Diana Taurasi	140
2. Tina Charles	79
3. Breanna Stewart	73
4. Lauren Jackson	70
5. Jewell Loyd	68
6. Angel McCoughtry	65
7. Elena Delle Donne	64
8. A'ja Wilson	63

#### Double-Doubles

1. Tina Charles	194
5. Nneka Ogumike	109
6. A'ja Wilson	99

#### 30-Point Games

1. Diana Taurasi	54
4. Lauren Jackson	27
5. Jewell Loyd	25
6. Maya Moore	24
A'ja Wilson	24

#### 35-Point Games

1. Diana Taurasi	14
2. Breanna Stewart	11
A'ja Wilson	11
4. Arike Ogunbowale	9
5. Maya Moore	8
Jewell Loyd	8

#### 40-Point Games

1. Breanna Stewart	4
A'ja Wilson	4
Diana Taurasi	4
4. Maya Moore	3
5. Five tied	2
10. Jewell Loyd (13 tied)	1

#### Assists

1. Sue Bird	3,234
7. Candace Parker	1,634
8. Chelsea Gray	1,631

#### Assists Per Game (minimum 500 assists)

1. Courtney Vandersloot	6.659
8. Dawn Staley	5.084
9. Chelsea Gray	5.019
21. Lindsay Harding	4.037
22. Jackie Young	4.035

#### Defensive Rebounds

1. Tina Charles	2,885
23. Tangela Smith	1,677
24. A'ja Wilson	1,655

#### Total Rebounds

1. Tina Charles	4,014
28. Chasity Melvin	2,117
29. A'ja Wilson	2,087

#### Rebounds Per Game (min. 1,000 rebounds)

1. Sylvia Fowles	9.819
3. Tina Charles	9.335
4. A'ja Wilson	9.194

#### Blocks

1. Margo Dydek	877
11. Taj McWilliams-Franklin	443
12. A'ja Wilson	441
28. Candice Dupree	318
29. Kiah Stokes	302

#### Field Goals Made

1. Diana Taurasi	3,341
24. Breanna Stewart	1,863
25. Jewell Loyd	1,842
31. Swin Cash	1,773
32. A'ja Wilson	1,756

#### 2-Point Field Goals Made

1. Tina Charles	2,919
20. Chamique Holdsclaw	1,750
21. A'ja Wilson	1,696

#### 3-Point Field Goals Made

1. Diana Taurasi	1,447
12. Nicole Powell	580
13. Jewell Loyd	567

#### Free Throws Made

1. Diana Taurasi	2,517
14. Candace Parker	1,290
15. Jewell Loyd	1,285
20. Nneka Ogumike	1,229
21. A'ja Wilson	1,210



## LOOK AT ALL THE PEOPLE HERE TONIGHT

Over the past two seasons, the Aces have been rewriting their home attendance record books, and **made WNBA history by becoming the first team in the league to sell out 100% of their home games in a season.** The Aces have already sold out their entire season ticket membership inventory for the 2025 season—the earliest any team had ever done so.

- The Aces have **sold out 25 straight home games**, dating to Game 1 of the 2023 WNBA Finals.
- On July 2, 2024, there were **20,366 in attendance at T-Mobile Arena**, which is the fifth-most attended game in WNBA regular season history and the most since 1999.
- The **franchise-high 20,366 fans at T-Mobile Arena** against Indiana on July 2 eclipsed the previous regular season record of 17,406, set on Sept. 10, 2023, when the Aces played host to the Mercury.
- The top 10 attendance marks for Las Vegas Aces games played at Michelob ULTRA Arena came in 2024.
- After seeing attendance averages hit no higher than 5,606 over their first four seasons in Las Vegas, the Aces upped their average to 9,551 fans per game in 2023, and are on pace to surpass that number in 2024 with **an average of 11,283 over their 20 regular season home games.**
- The Aces sold out of their 2024 season-ticket memberships in early March and had 7 full sellouts by the third week in April, breaking the Las Vegas record of 6 regular season sellouts set in 2023.
- The attendance mark of **10,431** against Connecticut on Sept. 15 is the largest crowd ever for an Aces game at Michelob ULTRA Arena.
- The Las Vegas Aces have welcomed **10,000 or more fans at 35 home games since arriving in the Valley in 2018**—3 of which came in 2022, 9 were in 2023 and 23 in 2024.
- On Sept. 13, 2023, the Aces rewrote their playoff attendance record since arriving in Las Vegas with 12,927 fans at T-Mobile Arena for their first game of the First Round against the Sky. The franchise high for a playoff game is 16,012, set Oct. 3, 2008, when the San Antonio Stars hosted the Detroit Shock in the Finals.
- On Oct 8, 2023, against New York, the Aces welcomed the most fans ever to attend a playoff game in Michelob ULTRA Arena (10,300).
- The Aces ranked 1st in the W in attendance in 2023 with the help of 6 sold out games and 3rd in 2024 after 20 sellouts. The Aces also sold out 2 playoff games last season.

### Top 10 Attended Games Since Moving to Las Vegas

Date	Opponent	Attendance
1. July 2, 2024	Indiana#	20,366
2. Sept. 3, 2024	Chicago#	18,394
3. Sept. 10, 2023	Phoenix#	17,406
4. Sept. 13, 2023	Chicago#*	12,927
5. Sept. 15, 2024	Connecticut	10,431
6. Aug. 21, 2024	Minnesota	10,429
7. June 15, 2024	New York	10,424
8. May 14, 2024	Phoenix	10,419
9. May 25, 2024	Indiana	10,399
10. Aug. 17, 2024	New York	10,397
Aug. 30, 2024	Atlanta	10,397

\* Playoff Game      # Played in T-Mobile Arena





## HEAD COACH BECKY HAMMON



Las Vegas Aces President Nikki Fargas announced on December 31, 2021, that the team hired San Antonio Spurs assistant and 6-time WNBA All-Star Becky Hammon as the team's head coach.

Hammon rewarded the Aces less than nine months later with the franchise's first WNBA Championship.

She repeated that feat in her second season, helping the Aces become the first team to claim back-to-back WNBA titles in more than 20 years.

While the Aces 3-peat bid fell short in Hammon's third season, the injury-

hampered team still advanced to the WNBA Semifinals and finished fourth in league play.

In her first three years with the Aces, Las Vegas tallied a 77-29 (.726) mark in the regular season, 19-6 (.760) in playoff games and also captured the 2022 Commissioner's Cup crown.

The seeds for Hammon's hiring were originally sewn when the Aces retired her jersey on September 13, 2021. That ceremony served as the culmination of the franchise's 25th anniversary alumni initiative, which saw the Aces embrace their Utah and San Antonio roots, and celebrate the players who helped build the franchise and the league from the ground up. Las Vegas owner Mark Davis spent time with Hammon and her family that week, and walked away understandably impressed.

Hammon played 16 seasons in the WNBA, including her final eight in San Antonio, where she led the franchise to its first finals appearance in 2008.

On August 5, 2014, Spurs head coach Gregg Popovich hired Hammon as a full-time assistant making her the first woman in NBA history to hold that position.

Since that time, Hammon continued to accumulate coaching 'firsts' in the NBA. On July 3, 2015, she became the first woman to serve as head coach in the NBA's Summer League where she led the Spurs to the league title.

Less than a year later, Hammon became the first woman to be part of an All-Star coaching staff, and on December 30, 2020, following Popovich's ejection in San Antonio's game against Los Angeles, Hammon took over on the bench, becoming the first woman acting head coach in the history of the NBA.

A member of the league's 15th, 20th and 25th anniversary teams, Hammon went undrafted in 1999 following her All-American career at Colorado State. She signed with New York as a free agent that same year, helping the team to WNBA Finals appearances in three of her first four years in the Big Apple.

The Rapid City, South Dakota native earned her first All-Star nod in 2003, and represented New York on the Eastern Conference squad in 2005 and 2006 as well.

Following the 2006 season, New York traded Hammon to San Antonio. In her first year in silver and black, she posted what were then career highs in scoring (18.8 ppg), and assists (5.0) while earning another trip to the WNBA All-Star Game. As a team, the Silver Stars made their first appearance in the postseason since 2002, falling to Phoenix in the Western Conference Finals.

In 2008, Hammon led San Antonio to its first trip to the WNBA Finals where they fell to Detroit. The Silver Stars made the playoffs in each of her seven full seasons with the team, and Hammon once again was named to the All-Star team in 2009 and 2011.

She retired as the franchise leader in assists per game (5.1) and scoring average (15.6), and the WNBA leader in career free throw percentage (89.7).

Hammon, who was inducted into the Naismith Memorial Hall of Fame on Aug. 12, 2023, was inducted into the Women's Basketball Hall of Fame in 2022, the Colorado Sports Hall of Fame in 2015 and the San Antonio Sports Hall of Fame in 2018.



HEAD COACH BECKY HAMMON



<b>Colorado State (1995-99)</b>		
All-American	1997, 1998, 1999	
NCAA Sweet Sixteen	1999	
NCAA Second Round	1996, 1998	
WAC Mountain Division Player of the Year	1997-98, 1998-99	
WAC Pacific Division Player of the Year	1996-97	
WAC Tournament MVP	1996	
WAC Freshman of the Year	1995-96	
WAC All-Time Leading Scorer	2,740 points, 1995-99	
WAC Single-Season Scoring Leader	824 points, 1998-99	
WAC Single-Season Made 3-Pointers Leader	114, 1998-99	
No. 25 Retired by Colorado State	January 22, 2005	
<b>Coaching Career (2014-present)</b>		
San Antonio Spurs Assistant (NBA)	2014-22	
Las Vegas Aces (WNBA)	2022-present	
WNBA Champion	2022	
Coach of the Year	2022	
Coach of the Month	Sept. 2024, June 2023, May 2022	
Commissioner's Cup Champion	2022	
<b>WNBA (1999-2014)</b>		
New York Liberty	1999-2006	
San Antonio Stars	2007-14	
All-Star	2003, 2005-07, 2009, 2011	
All-WNBA First Team	2007, 2009	
All-WNBA Second Team	2005, 2008	
WNBA Assists Leader	2007	
WNBA 15th Anniversary Team	2011	
WNBA 20th Anniversary Team	2016	
WNBA 25th Anniversary Team	2021	
WNBA Finals	1999, 2000, 2002, 2008	
No. 25 Retired by San Antonio	June 25, 2016	
No. 25 Retired by Las Vegas	September 13, 2021	
<b>Halls of Fame</b>		
Naismith Memorial Basketball Hall of Fame	2023	
San Antonio Sports Hall of Fame	2018	
Colorado Sports Hall of Fame	2015	

WNBA HEAD COACH RECORD

TEAM	YEAR	REG SEASON W-L	PCT	WNBA FINISH	PLAYOFFS W-L	PCT	NOTES
Las Vegas Aces	2022	26-10	.722	1st	8-2	.800	WNBA Champion, Commissioner's Cup Champion, regular season No. 1
Las Vegas Aces	2023	34- 6	.850	1st	8-1	.875	WNBA Champion, regular season No. 1
Las Vegas Aces	2024	27-13	.675	4th	3-3	.500	WNBA Semifinals
Totals	3 Years	87-29	.750	---	19-6	.760	2 WNBA championships, 1 Commissioner's Cup championship

NBA ASSISTANT COACH RECORD

TEAM	YEAR	REG SEASON W-L	PCT	WNBA CON FIN	PLAYOFFS POST W-L	PCT	NOTES
San Antonio Spurs	2014-15	55-27	.671	6th	3-4	.429	Western Conference First Round
San Antonio Spurs	2015-16	67-15	.817	2nd	6-4	.600	Western Conference Semifinals
San Antonio Spurs	2016-17	61-21	.744	2nd	8-8	.500	Western Conference Finals
San Antonio Spurs	2017-18	47-35	.573	7th	1-4	.250	Western Conference First Round
San Antonio Spurs	2018-19	48-34	.585	7th	3-4	.429	Western Conference First Round
San Antonio Spurs	2019-20	32-39	.451	11th	-	.-	-
San Antonio Spurs	2020-21	33-39	.458	10th	-	.-	-
San Antonio Spurs	2021-22	34-48	.415	10th	-	.-	-
Totals	8 Years	377-258	.594		21-24	.467	

WNBA STATISTICS

YEAR	TM	G	GS	MP	FG	FGA	FG%	3P	3PA	3P%	2P	2PA	2P%	eFG%	FT	FTA	FT%	OR	DR	REB	RPG	A	S	B	TO	PF	PTS	PPG
1999	NYL	30	0	202	27	64	.422	11	38	.289	16	26	.615	.508	15	17	.882	2	17	19	0.6	17	6	0	24	27	80	2.7
2000	NYL	32	16	835	119	252	.472	52	141	.369	67	111	.604	.575	61	69	.884	19	45	64	2.0	58	29	1	62	55	351	11.0
2001	NYL	32	0	619	90	197	.457	42	111	.378	48	86	.558	.563	40	51	.784	10	42	52	1.6	51	27	1	48	46	262	8.2
2002	NYL	32	1	659	87	197	.442	44	114	.386	43	83	.518	.553	38	56	.679	18	50	68	2.1	54	25	0	55	49	256	8.0
2003	NYL	11	2	257	50	87	.575	23	49	.469	27	38	.711	.707	39	41	.951	1	20	21	1.9	18	10	1	27	13	162	14.7
2004	NYL	34	34	1130	153	354	.432	57	170	.335	96	184	.522	.513	97	116	.836	17	101	118	3.5	150	58	2	118	73	460	13.5
2005	NYL	34	34	1165	145	336	.432	65	178	.365	80	158	.506	.528	118	131	.901	20	94	114	3.4	146	60	2	107	77	473	13.9
2006	NYL	22	20	674	107	252	.425	37	108	.343	70	144	.486	.498	72	75	.960	6	60	66	3.0	81	29	3	65	46	323	14.7
2007	SAS	28	27	934	179	402	.445	74	183	.404	105	219	.479	.537	95	102	.931	8	69	77	2.8	140	23	5	114	51	527	18.8
2008	SAS	33	33	1101	171	438	.390	77	220	.350	94	218	.431	.478	163	174	.937	13	78	91	2.8	161	43	7	104	60	582	17.6
2009	SAS	31	31	1049	200	447	.447	76	206	.369	124	241	.515	.532	128	142	.901	25	78	103	3.3	156	49	12	111	54	604	19.5
2010	SAS	32	32	1075	159	360	.442	69	177	.390	90	183	.492	.538	97	101	.960	16	77	93	2.9	172	36	8	108	61	484	15.1
2011	SAS	33	33	1050	176	400	.440	75	193	.389	101	207	.488	.534	99	111	.892	5	91	96	2.9	192	49	7	119	51	526	15.9
2012	SAS	33	33	998	160	363	.441	80	184	.435	80	179	.447	.551	85	97	.876	9	74	83	2.5	176	31	6	106	37	485	14.7
2013	SAS	1	1	12	1	3	.333	0	1	.000	1	2	.500	.333	0	0		0	1	1	1.0	1	0	0	3	0	2	2.0
2014	SAS	32	32	784	91	218	.417	47	118	.398	44	100	.440	.525	35	35	1.000	3	42	45	1.4	135	13	4	53	37	264	8.3
Career		450	329	12544	1915	4370	.438	829	2191	.378	1086	2179	.498	.533	1182	1318	.897	172	939	1111	2.5	1708	488	59	1224	737	5841	13.0

KIERSTAN BELL • No. 1

Forward • 6-1 • Florida Gulf Coast '22 • 4th Year



WNBA CAREER HIGHLIGHTS

- 2022 & 2023 WNBA Champion.

2024 (LAS VEGAS)

- Was injured early on and played in just 6 games during the regular season and saw action in one game in the postseason.

2023 (LAS VEGAS)

- Won WNBA Championship.
- Scored in double figures 3 times, including a career-high 15 points on Aug. 1.

- Saw action in 8 playoff contests and scored a high of 4 points vs. Dallas on Sept. 29.

2022 (LAS VEGAS)

- Won WNBA Championship
- In the playoffs, scored a career playoff-high 11 vs. Phoenix on Aug. 20.

COLLEGIATE HIGHLIGHTS  
(FLORIDA GULF COAST/OHIO STATE)

- Named ASUN Player of the Year as a sophomore.
- First player in program history to record a 20-20 game (24 points, 20 rebounds) in FGCU debut vs Davidson on Nov. 30, 2020.
- 2021, 2022 All-American honorable mention.
- 2-time Becky Hammon Mid-Major Player of the Year.
- Transferred to Florida Gulf Coast after playing as a freshman for Ohio State, where she listed as an All-Big Ten honorable mention and named to the Big Ten All-Freshmen Team.

GO TO KIERSTAN BELL'S COMPLETE BIO ONLINE

- [Online bio](#) includes items such as expanded WNBA statistics, more notes, college and international statistics, and more!

RECORD WITHOUT

Year	Games Missed	Record With	Record Without
2022	15	18-3	8-7
2023	4	31-5	3-1
2024	34	6-0	21-13
2025	0	0	0
Totals	53	55-8	32-21

WNBA RANKINGS

	PPG	RPG	APG	SPG	BPG	MPG	FG%	3G%	FT%	PTS
2022	---	---	---	---	---	---	---	---	---	REBS
2023	---	---	---	---	---	---	---	---	---	ASTS
2024	---	---	---	---	---	---	---	---	---	STLS
2025	---	---	---	---	---	---	---	---	---	BLKS
										MINS

2025 REGULAR SEASON HIGHS

SEASON HIGHS

	PTS	REBS	ASTS	STLS	BLKS	MIN	FGM	FGA	3PM	3PA	FTM	FTA
2022	12	5	2	1	1	15:48	4	6	2	4	2	2
2023	15	5	2	2	2	19:24	5	9	3	6	2	2
2024	12	4	5	0	0	24:12	4	11	3	6	1	2
2025												

MINS

CAREER REGULAR SEASON HIGHS

PTS	15	Atlanta	Aug. 1, 2023
REBS	5	@ Connecticut	June 8, 2023
ASTS	5	Dallas	Sept. 19, 2024
STLS	2	2x, Last vs. New York	Aug. 17, 2023
BLKS	2	Los Angeles	May 27, 2023
MINS	24:12	Dallas	Sept. 19, 2024

MILESTONES REACHED

Mark	Opponent	Date	Game #
1st Point	Phoenix	5/21/2022	5

UPCOMING MILESTONES

Mark	Category	Current	Needs
200	Points	176	24
100	Rebounds	81	19

10+ REBOUNDS & ASSISTS GAMES

YEAR	REB 10+	ASTS 10+	DUB-DUBS PT/REB
2022	0	0	0
2023	0	0	0
2024	0	0	0
2025	0	0	0
Totals	0	0	0

10+ POINT GAMES (SCORING)

YEAR	10+	20+
2022	1	0
2023	3	0
2024	1	0
2025	0	0
Totals	4	0

CAREER REGULAR SEASON STATISTICS

YEAR	TM	G	GS	MP	FGM	FGA	FG%	3PM	3PA	3P%	2PM	2PA	2P%	eFG%	FT	FTA	FT%	OR	DR	REB	RPG	A	S	B	TO	PF	PTS	PPG
2022	LVA	21	1	121	10	33	.303	3	22	.136	7	11	.636	.348	4	4	1.000	4	15	19	0.9	7	2	3	5	10	27	1.3
2023	LVA	36	0	424	53	153	.346	20	82	.244	33	71	.465	.412	6	10	.600	14	42	56	1.6	18	15	5	14	47	132	3.7
2024	LVA	6	0	43	6	16	.375	4	8	.500	2	8	.250	.500	1	2	.500	1	5	6	1.0	5	0	0	1	5	17	2.8
2025	LVA																											
Career		63	1	588	69	202	.342	27	112	.241	42	90	.467	.408	11	16	.688	19	62	81	1.3	30	17	8	20	62	176	2.8





CRYSTAL BRADFORD • No. 8

Forward • 6-0 • Central Michigan '15 • 3rd Year

WNBA CAREER HIGHLIGHTS

- Selected No. 7 by the Los Angeles Sparks in the 2015 WNBA Draft.

2023 (LOS ANGELES - PRESEASON)

- Played in one preseason game for Los Angeles in 2023 and was waived prior to the start of the season

2021 (ATLANTA)

- Contributed 8.8 ppg and 3.8 rpg, while shooting 42.9% from the field over 24 games before being sidelined by a right foot injury on Aug. 24, 2021.

2015 (LOS ANGELES)

- Saw action in 15 games as a rookie and averaged 2.7 ppg and 1.3 rpg.

OFFSEASON PLAY

- Has extensive international experience competing in China, Finland, Israel, Poland and Turkey.
- Finished in third place in the 2025 AU overall standings; set an AU single-game record with 10 3-pointers (10-20 3pt FGs).
- Before returning to the United States to play in the 2025 AU season, she competed in China for the 2024-25 Shanghai Sharks, for whom she posted averages of 17.7 ppg, 12.4 rpg and shot 56.5% from the field over 18 games.

COLLEGIATE HIGHLIGHTS

- Left Central Michigan as CMU's all-time leader in points (2,006), rebounds (1,140), field goals made (805) and blocked shots (177).
- Was the first CMU player to be drafted into the WNBA.

- Earned 2013 Mid-American Conference Tournament MVP honors after leading Central Michigan to the championship and its first NCAA Tournament berth since 1984.

USA BASKETBALL

- Earned a gold medal with the 2013 USA World University Games Team in Kazan, Russia.

PERSONAL

- Hails from Detroit, Michigan.

WNBA RANKINGS

	PPG	RPG	APG	SPG	BPG	MPG	FG%	3G%	FT%	PTS
2015	---	---	---	---	---	---	---	---	---	REBS
2021	---	---	---	16	---	---	---	29	---	ASTS
2025	---	---	---	---	---	---	---	---	---	STLS
										BLKS
										MINS

2025 REGULAR SEASON HIGHS

SEASON HIGHS

	PTS	REBS	ASTS	STLS	BLKS	MIN	FGM	FGA	3PM	3PA	FTM	FTA
2015	9	5	2	2	2	25:38	3	10	2	5	2	3
2021	17	8	7	4	2	32:55	7	15	4	7	4	7
2025												

CAREER REGULAR SEASON HIGHS

PTS	17	@ Seattle	July 2, 2021
REBS	8	@ Los Angeles	Aug. 17, 2021
ASTS	7	@ Seattle	July 2, 2021
STLS	4	2x, Last @ Seattle	July 2, 2021
BLKS	2	3x, Last vs. Phoenix	Aug. 21, 2021
MINS	32:55	@ Los Angeles	Aug. 17, 2021

MILESTONES REACHED

Mark	Opponent	Date	Game #
1st Point	New York	7/22/2015	1
100th Point	@ Minnesota	6/6/2021	23
100th Rebound	@ Los Angeles	8/19/2021	37

UPCOMING MILESTONES

Mark	Category	Current	Needs
300	Points	252	48
200	Rebounds	111	89
50	Assists	43	7

10+ REBOUNDS & ASSISTS GAMES

	REB	ASTS	DUB-DUBS
YEAR	10+	10+	PT/REB
2015	0	0	0
2021	0	0	0
2025	0	0	0
Totals	0	0	0

10+ POINT GAMES

	SCORING	
YEAR	10+	20+
2015	0	0
2021	9	0
2025	0	0
Totals	9	0

CAREER REGULAR SEASON STATISTICS

YEAR	TM	G	GS	MP	FGM	FGA	FG%	3PM	3PA	3P%	2PM	2PA	2P%	eFG%	FTM	FTA	FT%	OR	DR	REB	RPG	A	S	B	TO	PF	PTS	PPG
2015	LAS	15	1	142	15	54	.278	6	26	.231	9	28	.321	.333	5	7	.714	4	16	20	1.3	7	6	2	5	20	41	2.7
2021	ATL	24	9	440	82	191	.429	29	81	.358	53	110	.482	.505	18	39	.462	31	60	91	3.8	36	28	9	23	56	211	8.8
2025	LVA																											
Career		39	10	582	97	245	.396	35	107	.327	62	138	.449	.467	23	46	.500	35	76	111	2.8	43	34	11	28	76	252	6.5

DEJA KELLY • No. 2

Guard • 5-6 • Oregon '24 • Rookie



WNBA CAREER HIGHLIGHTS

- Invited by Las Vegas to a 2024 training camp contract

COLLEGIATE CAREER HIGHLIGHTS

- Averaged 12.2 points, 4.3 rebounds and 3.3 assists in helping lead Oregon to a 20-12 record and the 2025 NCAA Tournament second round in her lone year as a Duck
- Named 3x First Team All-Atlantic Coast Conference

- Spent her first four years at North Carolina where she left ranked No. 8 on the program's all-time scoring list with 1,858 points.
- Helped the Tar Heels advance to four straight NCAA Tournaments and advanced to the 2022 Sweet 16.

PERSONAL:

- Hails from Duncanville, TX
- Daughter of Theresa Nunn and Darren Kelly
- Her mother played basketball at Valley City State University and her father played at the University of Texas
- Has three siblings
- Favorite sport other than basketball is volleyball
- Athlete she admires most is Skylar Diggins

RECORD WITHOUT

	Games Missed	Record With	Record Without
Year 2025	0	0-0	0-0
Totals	0	0-0	0-0

SEASON HIGHS

	PTS	REBS	ASTS	STLS	BLKS	MIN	FGM	FGA	3PM	3PA	FTM	FTA
2025												

2025 REGULAR SEASON HIGHS

PTS  
REBS  
ASTS  
STLS  
BLKS  
MINS

WNBA RANKINGS

	PPG	RPG	APG	SPG	BPG	MPG	FG%	3G%	FT%
2025	---	---	---	---	---	---	---	---	---

MILESTONES REACHED

Mark	Opponent	Date	Game #
1st Point			

UPCOMING MILESTONES

Mark	Category	Current	Needs
100	Points	0	100

10+ REBOUNDS & ASSISTS GAMES

	REB	ASTS	DOUBLE-DOUBLES
YEAR	10+	10+	PT/REB
2025	0	0	0

10+ POINT GAMES

	SCORING
YEAR	10+ 20+
2025	0 0

CAREER REGULAR SEASON STATISTICS

YEAR	TM	G	GS	MP	FGM	FGA	FG%	3PM	3PA	3P%	2PM	2PA	2P%	eFG%	FT	FTA	FT%	OR	DR	REB	RPG	A	S	B	TO	PF	PTS	PPG
2025																												





QUEEN EGBO • No. 4

Forward/Center • 6-4 • Baylor '22 • 4th Year

Sept. 2, a 2nd 7-day contract on Sept. 9 and a rest of season contract on Sept. 16.

- The Mystics dealt Egbo to the Connecticut Sun on May 7, 2024. The Sun waived her on June 5, and Egbo signed a hardship contract with the Los Angeles Sparks on June 22. Los Angeles waived her one week later.

2023 (INDIANA, WASHINGTON)

- Midway through the 2023 season, the Fever traded Egbo to the Washington Mystics in exchange for Amanda Zahui B. Between the two teams, she averaged 4.8 points and 4.3 rebounds over 37 games while connecting on 50.0 percent of her field goal attempts.

2022 (INDIANA)

- Averaged 7.2 points and 6.3 rebounds while blocking 1.2 shots per game, and was named to the WNBA All-Rookie Team.

COLLEGIATE HIGHLIGHTS (BAYLOR)

- Averaged 9.5 point and 7.0 rebounds during her four-year career, helping the Bears to the 2019 NCAA Championship.

USA BASKETBALL

- Earned a gold medal with the 2019 USA Basketball U19 World Cup Team at the FIBA U19 World Cup in Bangkok, Thailand.

PERSONAL

- Hails from Houston, Texas.

WNBA CAREER HIGHLIGHTS

- Selected No. 10 by the Indiana Fever in the 2022 WNBA Draft.
- 2022 All-Rookie Team

2024 (LAS VEGAS, LA, CONNECTICUT)

- Saw action in 3 regular season and 1 playoff contest for the Aces.
- Signed a 7-day contract with the Aces on

WNBA RANKINGS

	PPG	RPG	APG	SPG	BPG	MPG	FG%	3G%	FT%	PTS	REBS	ASTS	STLS	BLKS	MINS
2022	---	17	---	---	5	---	---	---	---						
2023	---	---	---	---	21	---	---	---	---						
2024	---	---	---	---	---	---	---	---	---						
2025	---	---	---	---	---	---	---	---	---						

2025 REGULAR SEASON HIGHS

SEASON HIGHS

	PTS	REBS	ASTS	STLS	BLKS	MIN	FGM	FGA	3PM	3PA	FTM	FTA
2022	14	14	4	6	7	32:20	6	13	0	0	4	7
2023	16	10	2	2	3	24:18	7	9	0	0	4	4
2024	8	5	0	2	1	15:21	4	6	0	0	2	2
2025												

CAREER REGULAR SEASON HIGHS

PTS	16	Chicago	Aug. 13, 2023
REBS	14	New York	May 13, 2022
ASTS	4	New York	May 13, 2022
STLS	5	Minnesota	May 10, 2022
BLKS	3	7x, Last vs Indiana	July 19, 2023
MINS	32:20	Atlanta	May 15, 2022

MILESTONES REACHED

Mark	Opponent	Date	Game #
1st Point	Phoenix	5/21/2022	5
100th Point	@ Connecticut	6/8/2022	14
100th Rebound	New York	6/10/2022	15

UPCOMING MILESTONES

Mark	Category	Current	Needs
500	Points	429	71
400	Rebounds	377	23

10+ REBOUNDS & ASSISTS GAMES

YEAR	REB 10+	ASTS 10+	DUB-DUBS PT/REB
2022	4	0	2
2023	2	0	0
2024-25	0	0	0
Totals	6	0	2

10+ POINT GAMES (SCORING)

YEAR	10+	20+
2022	12	0
2023	5	0
2024-25	0	0
Totals	17	0

CAREER REGULAR SEASON STATISTICS

YEAR	TM	G	GS	MP	FGM	FGA	FG%	3PM	3PA	3P%	2PM	2PA	2P%	eFG%	FT	FTA	FT%	OR	DR	REB	RPG	A	S	B	TO	PF	PTS	PPG
2022	IND	33	31	720	95	215	.442	0	0	---	95	215	.442	.442	49	76	.645	61	148	209	6.3	31	30	40	64	98	239	7.2
2023	IND	16	0	143	18	45	.400	0	0	---	18	45	.400	.400	11	17	.647	16	49	65	4.1	2	2	8	11	31	47	2.9
2023	WAS	21	0	332	56	103	.544	0	0	---	56	103	.544	.544	19	30	.633	24	69	93	4.4	9	13	16	24	55	131	6.2
2023	TOT	37	0	475	74	148	.500	0	0	---	74	148	.500	.500	30	47	.638	40	118	158	4.3	11	15	24	35	86	178	4.8
2024	CON	3	0	7	0	5	.000	0	0	---	0	5	.000	.000	2	2	1.000	1	1	2	0.7	0	0	0	0	1	2	0.7
2024	LAS	2	0	4	1	1	1.000	0	0	---	1	1	1.000	1.000	0	0	---	1	2	3	1.5	0	1	0	0	1	2	1.0
2024	LVA	3	0	18	4	6	.667	0	0	---	4	6	.667	.667	0	0	---	1	4	5	1.3	0	2	1	0	2	8	1.5
2024	TOT	8	0	29	5	12	.417	0	0	---	5	12	.417	.417	2	2	1.000	3	7	10	1.3	0	3	1	0	4	12	1.5
2025	LVA																											
Career		78	31	1224	174	375	.464	0	0	---	174	375	.464	.464	81	125	.648	104	273	377	4.8	42	48	65	99	188	429	5.5

DANA EVANS • No. 11

Guard • 5-6 • Louisville 2021 • 5th Year



WNBA CAREER HIGHLIGHTS

- 2021 WNBA Champion
- 2021 WNBA All-Rookie Team.
- Selected No. 13 overall (first in the second round) by Dallas in the 2021 WNBA Draft.

2024 (CHICAGO)

- Saw 12 starts in 2024 and posted 7.2 ppg and 2.4 apg

2023 (CHICAGO)

- Checked in for 38 of 39 games played and contributed 9.0 ppg and 3.0 apg en route to finishing third in the 2023 WNBA Sixth Player of the Year voting.

2022 (CHICAGO)

- Scored her career-high 24 points in her first career start to open the 2022 campaign.

2021 (DALLAS & CHICAGO)

- Traded to Chicago on 6/2/21, after averaging 4 minutes a game, more than doubled her playing time after the move to Chicago to 8.6 minutes and went from 0.8 ppg to 3.9 ppg and 0.5 apg to 1.2 apg.
- Saw action in 6 games for Dallas, 22 for Chicago.

OFFSEASON

- Spent her first WNBA offseason playing in Hungary and since then has competed for Besiktas in the

Turkish Super League, as well as the EuroCup (2022-23 through 2023-24).

COLLEGIATE HIGHLIGHTS (LOUISVILLE)

- A two-time All-American
- 2020 and 2021 ACC Player of the Year
- 2019 ACC Sixth Player of the Year
- 2018 ACC All-Freshman Team
- Averaged 12.7 ppg, 2.4 rpg and 3.9 apg over 135 games.

PERSONAL

- Hails from Gary, Indiana.

WNBA RANKINGS

	PPG	RPG	APG	SPG	BPG	MPG	FG%	3G%	FT%	PTS
2021	---	---	---	---	---	---	---	---	---	REBS
2022	---	---	---	---	---	---	---	---	---	ASTS
2023	---	---	25	---	---	---	---	---	19	STLS
2024	---	---	33	---	---	---	---	19	---	BLKS
2025	---	---	---	---	---	---	---	---	---	MINS

2025 REGULAR SEASON HIGHS

SEASON HIGHS

	PTS	REBS	ASTS	STLS	BLKS	MIN	FGM	FGA	3PM	3PA	FTM	FTA
2021	14	3	4	2	1	18:43	4	7	2	3	4	4
2022	24	4	5	4	1	35:15	9	17	3	7	4	5
2023	23	4	8	3	2	33:47	8	16	4	6	9	9
2024	15	4	6	5	1	34:44	7	16	4	6	10	10
2025												

CAREER REGULAR SEASON HIGHS

PTS	24	Los Angeles	May 6, 2022
REBS	4	6x, last vs Dallas	Sept. 8, 2024
ASTS	8	2x, last vs Seattle	Aug. 22, 2023
STLS	5	Los Angeles	May 30, 2024
BLKS	2	Indiana	June 15, 2023
MINS	35:15	Los Angeles	May 6, 2022

MILESTONES REACHED

Mark	Opponent	Date	Game #
1st Point	Seattle	5/22/2021	2
100th Point	Los Angeles	5/6/2022	30
500th Point	Seattle	8/22/2023	94
100th Assist	@ Los Angeles	6/9/2023	70
100th Rebound	New York	6/4/2024	109

UPCOMING MILESTONES

Mark	Category	Current	Needs
1,000	Points	866	134
300	Assists	283	17

10+ REBOUNDS & ASSISTS GAMES

	REB	ASTS	DUB-DUBS
YEAR	10+	10+	PT/REB
2021-24	0	0	0
2025	0	0	0
Totals	0	0	0

10+ POINT GAMES (SCORING)

YEAR	10+	20+
2021	1	0
2022	4	1
2023	14	3
2024	17	0
2025	0	0
Totals	36	4

CAREER REGULAR SEASON STATISTICS

YEAR	TM	G	GS	MP	FGM	FGA	FG%	3PM	3PA	3P%	2PM	2PA	2P%	eFG%	FT	FTA	FT%	OR	DR	REB	RPG	A	S	B	TO	PF	PTS	PPG
2021	TOT	29	0	221	27	79	.342	18	45	.400	9	34	.265	.456	23	26	.885	1	10	11	0.4	30	5	1	17	21	95	3.3
2021	DAL	6	0	24	1	6	.167	1	3	.333	0	3	.000	.250	2	2	1.000	0	0	0	0.0	3	0	0	4	3	5	0.8
2021	CHI	23	0	197	26	73	.356	17	42	.405	9	31	.290	.473	21	24	.875	1	10	11	0.5	27	5	1	13	18	90	3.9
2022	CHI	33	1	378	49	130	.377	22	67	.328	27	63	.429	.462	22	25	.880	5	22	27	0.8	41	10	3	27	29	142	4.3
2023	CHI	39	1	837	116	322	.360	42	143	.294	74	179	.413	.425	76	89	.854	7	40	47	1.2	118	27	4	61	45	350	9.0
2024	CHI	39	12	743	95	252	.377	41	109	.376	54	143	.378	.458	48	50	.960	5	38	43	1.1	94	26	5	53	48	279	7.2
2025	LVA																											
Career		140	14	2179	287	783	.367	123	364	.338	164	419	.391	.445	169	190	.889	18	110	128	0.9	283	68	13	158	143	866	6.2



CHELSEA GRAY • No. 12

Point Guard • 5-11 • Duke '13 • 10th Year

WNBA CAREER HIGHLIGHTS

- 2023, 2022 & 2016 WNBA Champion
- 2022 WNBA Finals MVP
- 2024, 2023, 2021, 2019, 2018, 2017 WNBA All-Star
- 2019 All-WNBA First Team
- 2023 and 2017 All-WNBA Second Team
- 2022 WNBA Commissioner's Cup MVP
- Two-time WNBA Western Conference Player of the Week (Aug. 1, 2023; May 27, 2018)
- 2023 All-Star Skills Contest winner

2024 (LAS VEGAS)

- Missed the first 12 games of the season while recovering from the foot injury sustained in Game 3 of the 2023 WNBA Finals.

2023 (LAS VEGAS)

- Won her 3rd WNBA Championship.
- Named to the AP All-League First Team and All-WNBA Second Team.
- Finished 3rd among league leaders for assists (7.3 apg).
- Named an All-Star starter.
- Teamed with Kelsey Plum to win the WNBA All-Star Skills Contest.
- Western Conference Player of the Week for games played July 24-30 (24.5 ppg, 5.5 rpg, 8.5 apg).
- Had 20 points and 7 assists to open the playoffs against Chicago on Sept. 13.
- Injured (left foot) and was sidelined for Game 4 of

the Finals.

- Averaged 13.1 ppg and 7.3 apg in the first 3 Finals games.
- Recorded the franchise's 2nd triple-double, the 1st for points-rebounds-assists, with 22 points, 11 rebounds and 11 assists against New York on Aug. 17.
- Notched a franchise-record 10 points-assists double-doubles on the year.

2023 (LAS VEGAS)

- Won her 2nd WNBA Championship.
- Won WNBA Championship
- Named WNBA Finals MVP (18.3 ppg, 3.0 rpg, 6.0 apg, 58.5 FG%, 45.0 3G%)
- Named WNBA Commissioner's Cup MVP (19 points, 4 rebounds, 5 assists)
- Finished 21st in the league in scoring, 4th in assists, 17th in field goal percentage, 4th in free throw percentage, 4th in steals, and 22nd in minutes)

2021 (LAS VEGAS)

- Set or tied 3 franchise assist records—14 in a game vs. Lynx, Sept. 8; 10 in a half and 7 in a quarter vs. Fever, May 28

2019 (LOS ANGELES)

- Recorded the 8th triple-double in WNBA regular season history, July 7 (13-pt, 10-reb, 13-asst vs. Washington).
- Set franchise mark with 20 points in a quarter, August 29 vs. Indiana—2nd most points scored in a quarter in W history

2017 (LOS ANGELES)

- 3-point field goal percentage (.482) was highest in team history and 7th highest in WNBA history for players with 50+ attempts

2014 (CONNECTICUT)

- Sat out season rehabbing right knee injury suffered senior year at Duke.

INTERNATIONAL HIGHLIGHTS

- 2024 Olympic gold medalist; led the USA and ranked 8th among the 12-team field for assists (5.2 apg).
- 2020 Olympic gold medalist
- 2022 World Cup gold medalist

COLLEGIATE HIGHLIGHTS

- 2-time All-American
- 2013 ACC Co-Player of the Year
- Set program record for assists in a season (201) as a sophomore

HIGH SCHOOL HIGHLIGHTS

- 2010 California Miss Basketball
- 2010 Gatorade Player of the Year selection

GO TO CHELSEA GRAY'S COMPLETE BIO ONLINE

- Online bio includes items such as expanded WNBA statistics, more notes, college, international and USA Basketball statistics, and more!

RECORD WITHOUT

Year	Games Missed	Record With	Record Without
2014	34	0-0	13-21
2015	0	15-19	0-0
2016	1	25-8	1-0
2017	0	26-8	0-0
2018	0	19-15	0-0
2019	0	22-12	0-0
2020	0	15-7	0-0
2021	0	24-8	0-0
2022	1	25-10	1-0
2023	0	34-6	0-0
2024	13	20-7	7-6
2025	0	0	0
Totals	48	225-100	22-27

SEASON HIGHS

	PTS	REBS	ASTS	STLS	BLKS	MIN	FGM	FGA	3PM	3PA	FTM	FTA
2015	16	9	7	3	2	25:48	6	11	4	5	5	6
2016	23	6	8	3	1	36:30	8	10	2	3	6	7
2017	25	8	10	4	1	47:51	9	18	5	8	8	10
2018	26	7	11	6	3	38:36	11	20	4	7	8	11
2019	30	10	13	5	2	41:03	11	21	7	9	7	7
2020	27	8	11	3	1	39:06	10	19	4	7	5	5
2021	21	6	14	5	2	37:14	8	19	3	6	5	5
2022	33	7	12	5	2	39:56	11	17	5	8	11	11
2023	27	11	12	4	3	37:23	10	22	4	7	10	12
2024	22	8	10	3	2	33:53	8	14	3	8	4	5
2025												

CHELSEA GRAY • No. 12

WNBA RANKINGS										2025 REGULAR SEASON HIGHS			
	PPG	RPG	APG	SPG	BPG	MPG	FG%	3G%	FT%	PTS			
2015	---	---	18th	---	---	---	---	---	---	REBS			
2016	---	---	---	---	---	---	---	---	---	ASTS			
2017	19th	---	6th	---	---	3rd	10th	1st	22nd	STLS			
2018	19th	---	6th	6th	---	5th	16th	14th	18th	BLKS			
2019	13th	---	2nd	---	---	4th	---	13th	5th	MINS			
2020	21st	---	5th	11th	---	14th	---	---	2nd	CAREER REGULAR SEASON HIGHS			
2021	---	---	4th	20th	---	---	16th	16th	---				
2022	21st	---	4th	4th	---	22nd	17th	---	4th	PTS	33	Seattle	Aug. 14, 2022
2023	21st	---	3rd	9th	24th	15th	14th	7th	5th	REBS	11	New York	Aug. 17, 2023
2024	---	---	---	---	---	---	---	33rd	---	ASTS	14	Minnesota	Sept. 8, 2021
2025										STLS	6	@ Minnesota	May 20, 2018
										BLKS	3	2x, Last @ Chicago	Aug. 24, 2023
										MINS	48	@ Chicago	Aug. 18, 2017

MILESTONES REACHED			
Mark	Opponent	Date	Game #
1st Point	Washington	June 5, 2015	1
1,000th Point	Phoenix	May 27, 2018	105
2,000th Point	Las Vegas	Aug. 7, 2020	175
3,000th Point	@ Seattle	Aug. 7, 2022	255
1,000th Assist	@ Phoenix	May 6, 2022	234
1,500th Assist	Seattle	June 19, 2024	299
1,000th Rebound	@ Connecticut	Sept. 6, 2024	320

UPCOMING MILESTONES			
Mark	Category	Current	Needs
4,000	Points	3,916	84
400	Steals	374	26

10+ REBOUNDS & ASSISTS GAMES				
	REB	ASTS	DOUBLE-DOUBLES	
YEAR	10+	10+	PT/REB	PT/AST
2015-16	0	0	0	0
2017	0	1	1	0
2018	0	1	1	0
2019	1	2	1	1
2020	0	1	0	0
2021	0	3	1	0
2022	0	1	1	0
2023	1	10	10	1
2024	0	1	0	1
2025	0	0	0	0
Totals	2	20	15	3

10+ POINT GAMES (SCORING)			
YEAR	10+	20+	30 +
2015	9	0	0
2016	7	2	0
2017	28	6	0
2018	28	9	0
2019	28	7	1
2020	18	4	0
2021	19	1	0
2022	25	5	0
2023	35	8	0
2024	11	1	0
2025	0	0	0
Totals	208	43	1

CAREER REGULAR SEASON STATISTICS																												
YEAR	TM	G	GS	MP	FGM	FGA	FG%	3PM	3PA	3P%	2PM	2PA	2P%	eFG%	FT	FTA	FT%	OR	DR	REB	RPG	A	S	B	TO	PF	PTS	PPG
2015	CON	34	0	543	86	203	.424	23	66	.348	63	137	.460	.480	40	49	.816	18	60	78	2.3	92	22	5	59	43	235	6.9
2016	LAS	33	1	540	71	157	.452	14	46	.304	57	111	.514	.497	39	50	.780	8	50	58	1.8	71	16	4	40	38	195	5.9
2017	LAS	34	34	1125	184	363	.507	53	110	.482	131	253	.518	.580	81	98	.827	21	92	113	3.3	151	36	8	65	74	502	14.8
2018 *	LAS	34	34	1111	193	399	.484	38	97	.392	155	302	.513	.531	81	97	.835	17	99	116	3.4	175	48	6	79	65	505	14.9
2019 *	LAS	34	34	1108	188	452	.416	50	131	.382	138	321	.430	.471	66	72	.917	14	114	128	3.8	202	33	3	108	49	492	14.5
2020	LAS	22	22	679	122	276	.442	18	59	.305	104	217	.479	.475	46	49	.939	15	66	81	3.7	116	34	2	60	38	308	14.0
2021 *	LVA	32	32	926	148	326	.454	27	71	.380	121	255	.475	.495	32	36	.889	15	77	92	2.9	189	37	9	88	43	355	11.1
2022	LVA	35	35	1039	183	373	.491	34	100	.340	149	273	.546	.536	81	89	.910	10	102	112	3.2	212	57	10	80	54	481	13.7
2023	LVA	40	40	1288	225	459	.490	64	152	.421	161	307	.524	.560	96	107	.897	12	146	158	4.0	291	57	25	101	73	610	15.3
2024	LVA	27	25	702	84	206	.408	26	77	.338	58	129	.450	.471	39	48	.813	5	74	79	2.9	132	34	19	64	37	233	8.6
2025	LVA																											
Career		325	257	9061	1484	3214	.462	347	909	.382	1137	2305	.493	.516	601	695	.865	135	880	1015	3.1	1631	374	91	745	514	3916	12.0



MEGAN GUSTAFSON • No. 17  
Center • 6-4 • Iowa '19 • 6th Year

WNBA HIGHLIGHTS

- Selected No. 17 overall by Dallas in the 2019 WNBA Draft.

2025 (LAS VEGAS)

- Suffered a lower left leg injury during training camp and is out indefinitely

2024 (LAS VEGAS)

- Notched her first start with the Aces against Chicago on Aug. 26; scored a then-season-high 13 points and added 5 rebounds.

2023 (PHOENIX, 9-31)

- Started 4 of 34 contests, the most starts and most games in her W career, and connected on 52.6% of her shots from the field, which ranked 6th among league leaders, and also hit 34.9% from 3-point range.
- Shot 4-of-4 from the field, 1-of-1 from afar and 1-of-1 from the line in 14 minutes against Connecticut on August 31.
- Scored a career-high 19 points and grabbed 8 rebounds against Atlanta in fewer than 22 minutes.
- Pulled down a season-high 10 boards to go with 10 points, her lone double-double of the season, against the Aces on June 21.
- After averaging no more than 4.0 ppg and 3.6 rpg in each of her first four seasons, upped her averages to career-bests of 7.9 ppg and 3.9 rpg in 2023
- Ranked among the top 10 league leaders for field goal percentage (6th), 2-point field goal percentage (.576, 4th), true shooting percentage (.608, 10th) and effective field goal percentage (.564, 7th).

2022 (PHOENIX, 15-21)

- Played in 33 games off the bench, the most games in a season over her first four years in the league.
- Scored a season-high 15 points on 6-of-10 shooting from the field against Minnesota on August 10.
- Posted one double-double, 12 points and 10 boards, against Chicago on Aug. 14.

2021 (WASHINGTON, 19-21)

- Had season-highs of 12 points at Seattle on September 7 and 9 rebounds at Chicago on July 10.
- Washington was 5-6 in the 11 games Gustafson played.

2020 (DALLAS, 8-14)

- Dallas had a 4-6 record in the 10 games she played from July 26-September 13.

2019 (DALLAS, 10-24)

- Twice scored 11 points and three times hauled in 8 rebounds as a rookie for Dallas.
- Went 7-of-7 from the line against New York on August 1 and shot a career-best 90.0% from the line on the year.

INTERNATIONAL (SPAIN)

- Averaged team-highs of 18.0 points, 9.3 rebounds and 1.8 steals per game as Spain finished in 5th place with a 3-1 record; among the 12-team field she **ranked 5th for scoring and field goal percentage (.577), 2nd for 2-point percentage (.667) and 3rd for rebounding**
- The naturalized Spaniard helped Spain earn its 2024 Olympic berth at the 2024 Olympic Qualifying Tournament in Sopron, Hungary. It was her debut in a Spanish jersey.

COLLEGIATE CAREER HIGHLIGHTS

- In her four years at Iowa, the Hawkeyes posted a 92-43 (.682) record, advanced to postseason play all four years, including the 2019 NCAA Elite Eight, and captured the 2019 Big 10 Tournament and

regular season crowns.

- Averaged 20.8 points, 10.8 rebounds and 1.7 blocks per game over her four-year collegiate career, helping Iowa increase its win total from 19 in her freshman season, to 29 as a senior.
- Her No. 10 jersey was retired by the Hawkeyes on January 26, 2020.
- Before being passed in 2023-24 by Caitlin Clark, Gustafson was Iowa's all-time leading scorer (2,804 points), remains as the all-time leading rebounder (1,460) and lists among the top 10 in numerous Iowa single game, single season and all-time career records.
- Her 1,460 rebounds is a Big Ten career record.
- 2019 Naismith, Associated Press, ESPNw and USBWA Player of the Year
- 2019 Senior CLASS Award and Lisa Leslie Award winner.
- Associated Press and USBWA All-America first team (2019) and second team (2018).
- WBCA All-America first team (2019) and honorable mention (2018)
- 2018 (media) and 2019 (media and coaches) Big 10 Player of the Year.
- Unanimous three-time All-Big Ten first team (2017, 2018 and 2019) and was on the 2016 Big Ten All-Freshman Team.
- 2019 Big Ten All-Defensive Team.
- MVP of the 2019 Big Ten Tournament and 2018 and 2019 All-Big Ten Tournament first team selection.

PERSONAL

- Parents are Eva and Clendon Gustafson.
- Has one sister, Emily, who played basketball at Upper Iowa.
- Father played basketball at UW-Superior and mother played basketball and volleyball at St. Scholastica.

GO TO MEGAN GUSTAFSON'S BIO ONLINE

- Online bio includes items such as expanded WNBA statistics, more notes, college, international and Spain Basketball Federation statistics, and more!

SEASON HIGHS

	PTS	REBS	ASTS	STLS	BLKS	MIN	FGM	FGA	3PM	3PA	FTM	FTA
2019	11	8	1	1	1	27:10	4	7	1	3	7	7
2020	8	3	1	0	1	16:16	2	5	0	1	4	4
2021	12	9	0	1	1	20:40	6	9	0	1	3	5
2022	15	10	3	2	1	26:14	6	10	2	3	3	5
2023	19	10	3	2	3	27:37	7	15	2	4	5	6
2024	24	7	2	2	2	29:00	9	16	3	6	4	5
2025												

RECORD WITHOUT

	Games Missed	Record With	Record Without
Year			
2019	5	8-14	2-3
2020	12	4-6	4-8
2021	7	5-6	1-6
2022	3	13-20	2-1
2023	6	7-27	2-4
2024	2	25-13	2-0
2025	0	0-0	0-0
Totals	35	62-86	13-22



MEGAN GUSTAFSON • No. 17

WNBA RANKINGS										2025 REGULAR SEASON HIGHS							
	PPG	RPG	APG	SPG	BPG	MPG	FG%	3G%	FT%	PTS							
2019	---	---	---	---	---	---	---	---	---	REBS							
2020	---	---	---	---	---	---	---	---	---	ASTS							
2021	---	---	---	---	---	---	---	---	---	STLS							
2022	---	---	---	---	---	---	---	---	---	BLKS							
2023	---	---	---	---	---	---	6th	---	---	MINS							
2024	---	---	---	---	---	---	---	---	---								
2025	---	---	---	---	---	---	---	---	---								
CAREER REGULAR SEASON HIGHS																	
PTS	24	Dallas		Sept. 19, 2024													
REBS	10	2x,	Last vs Las Vegas		Aug. 23, 2023												
ASTS	3	4x,	Last vs Washington		Sept. 5, 2023												
STLS	2	5x,	Last vs Indiana		July 2, 2024												
BLKS	3	@	Atlanta		July 25, 2023												

MILESTONES REACHED				UPCOMING MILESTONES			
Mark	Opponent	Date	Game #	Mark	Category	Current	Needs
1st Point	Phoenix	June 20, 2019	1	1000	Points	666	334
500th Point	Washington	Sept. 5, 2023	110	400	Rebounds	382	18
300th Rebound	Las Vegas	Sept. 8, 2023	111				
10+ REBOUNDS & ASSISTS GAMES				10+ POINT GAMES			
	REB	ASTS	DOUBLE-DOUBLES	SCORING			
YEAR	10+	10+	PT/REB	PT/AST	YEAR	10+	20+
2019	0	0	0	0	2019	2	0
2020	0	0	0	0	2020	0	0
2021	0	0	0	0	2021	1	0
2022	1	0	1	0	2022	2	0
2023	1	0	1	0	2023	14	0
2024	0	0	0	0	2024	3	1
2025	0	0	0	0	2025	0	0
Totals	2	0	2	0	Totals	22	1

CAREER REGULAR SEASON STATISTICS																												
YEAR	TM	G	GS	MP	FGM	FGA	FG%	3PM	3PA	3P%	2PM	2PA	2P%	eFG%	FT	FTA	FT%	OR	DR	REB	RPG	A	S	B	TO	PF	PTS	PPG
2019	DAL	25	0	238	27	55	.491	1	9	.111	26	46	.565	.500	18	20	.900	20	43	63	2.5	7	4	6	10	26	73	2.9
2020	DAL	10	0	48	4	14	.286	0	1	.000	4	13	.308	.286	6	9	.667	6	5	11	1.1	1	0	1	2	9	14	1.4
2021	WAS	11	1	109	19	32	.594	0	2	.000	19	30	.633	.594	6	9	.667	11	29	40	3.6	0	2	1	9	10	44	4.0
2022	PHO	33	0	318	50	91	.549	12	26	.462	38	65	.585	.615	13	17	.765	17	47	64	1.9	17	6	5	24	62	125	3.8
2023	PHO	34	4	514	102	194	.526	15	43	.349	87	151	.576	.564	50	62	.806	46	85	131	3.9	25	13	14	37	65	269	7.9
2024	LVA	38	7	405	53	106	.500	22	57	.386	31	49	.633	.604	13	17	.765	23	50	73	1.9	9	13	5	14	59	141	3.7
2025	LVA																											
Career		151	12	1632	255	492	.518	50	138	.362	205	354	.579	.569	106	134	.791	123	259	382	2.5	59	38	32	96	231	666	4.4



ELIZABETH KITLEY • No. 33

Center • 6-6 • Virginia Tech '24 • Rookie

WNBA CAREER HIGHLIGHTS

- Selected at No. 24 in the second round of the 2024 WNBA Draft by Las Vegas.

2024

- Spent the past year rehabilitating a torn ACL suffered at the end of the 2023-24 season

COLLEGIATE CAREER HIGHLIGHTS

- Had her No. 33 jersey retired by Virginia Tech
- Three-time WBCA All-American, 2023 and 2024 AP and USBWA All-American second team and 2022 third team.
- Three-time ACC Player of the Year and four-time All-ACC first team selection.
- Three-time ACC All-Defensive Team honoree.
- 2020 ACC Rookie of the Year.
- Capped her five-year career in Blacksburg as the ACC's all-time leading scorer (2,709) and rebounder (1,506), while connecting on 55.2% of her field goal attempts.
- Averaged 17.9 points and 11.4 rebounds in 151 career games, scored 20 or more points 60 times and 10 or more boards on 81 occasions with 76 double-doubles.
- During her five years in Blacksburg, the Hokies posted a 115-42 (.732) record,

competed in four NCAA Tournaments, advanced to the 2023 Final Four, earned the 2023 ACC Tournament crown and the 2024 ACC regular season championship.

PERSONAL:

- Hails from Summerfield, North Carolina
- Two-time state champion and state tournament MVP with Guilford High School.
- Father played basketball professionally in Brazil and Germany following his collegiate career at Wake Forest.

RECORD WITHOUT

Year	Games Missed	Record With	Record Without
2025	0	0-0	0-0
Totals	0	0-0	0-0

SEASON HIGHS

	PTS	REBS	ASTS	STLS	BLKS	MIN	FGM	FGA	3PM	3PA	FTM	FTA	PTS	REBS	ASTS	STLS	BLKS	MIN
2025																		

WNBA RANKINGS

	PPG	RPG	APG	SPG	BPG	MPG	FG%	3G%	FT%	BLKS	MINS
2025	---	---	---	---	---	---	---	---	---	---	---

MILESTONES REACHED

Mark	Opponent	Date	Game #
1st Point			

UPCOMING MILESTONES

Mark	Category	Current	Needs
100	Points	0	100

10+ REBOUNDS & ASSISTS GAMES

	REB	ASTS	DOUBLE-DOUBLES
YEAR	10 +	10+	PT/REB
2025	0	0	0

10+ POINT GAMES

	SCORING
YEAR	10 + 20+
2025	0 0

CAREER REGULAR SEASON STATISTICS

YEAR	TM	G	GS	MP	FGM	FGA	FG%	3PM	3PA	3P%	2PM	2PA	2P%	eFG%	FT	FTA	FT%	OR	DR	REB	RPG	A	S	B	TO	PF	PTS	PPG
2025																												



WNBA CAREER HIGHLIGHTS

- Selected at No. 13 in the first round of the 2025 WNBA Draft by Las Vegas.

COLLEGIATE CAREER HIGHLIGHTS

- Set the Alabama record for 3-pointers made in a single season with 109 in 2024-25, breaking her own record of 108 set the previous season.
- Transferred to Alabama after spending two years at the University of Illinois

- 2024 Second Team All-SEC
- SEC Player of the Week (12/31/24)
- Set the program single-game record with nine made three pointers on 2/6/25
- Ranked fourth in the NCAA for made three pointers (109)
- Started all 33 games, averaging 33.4 minutes per game
- Finished with 1,739 points
- Recorded a career-high 32 points on 1/12/25

PERSONAL:

- Hails from East Lansing, MI
- Born on Aug. 14, 2002
- A proud tribal citizen of the Match-E-Be-Nash-She-Wish Band of Pottawatomi Indians (Gun Lake Tribe)
- Daughter of James Nye and LaQueena Douglas
- Has two sisters, older sister, Aazhenii, and a

- twin sister Aashawnti
- Father played football at Albion College

RECORD WITHOUT			
Year	Games Missed	Record With	Record Without
2025	0	0-0	0-0
Totals	0	0-0	0-0

SEASON HIGHS													2025 REGULAR SEASON HIGHS			
2025	PTS	REBS	ASTS	STLS	BLKS	MIN	FGM	FGA	3PM	3PA	FTM	FTA	PTS	REBS	ASTS	STLS
WNBA RANKINGS																
2025	PPG	RPG	APG	SPG	BPG	MPG	FG%	3G%	FT%				BLKS			
	---	---	---	---	---	---	---	---	---				MINS			
MILESTONES REACHED					UPCOMING MILESTONES											
Mark		Opponent	Date	Game #	Mark	Category	Current	Needs								
1st Point					100	Points	0	100								
10+ REBOUNDS & ASSISTS GAMES					10+ POINT GAMES											
	REB	ASTS	DOUBLE-DOUBLES		SCORING											
YEAR	10 +	10 +	PT/REB		YEAR	10 +	20 +									
2025	0	0	0		2025	0	0									

WNBA CAREER HIGHLIGHTS

- Selected at No. 35 in the third round of the 2025 WNBA Draft by Las Vegas.

COLLEGIATE CAREER HIGHLIGHTS

- Ivy League Player of the Year (2025)
- Becky Hammon Mid-Major Player of the Year (2025)
- ECAC Division I Women's Basketball Player of the Year (2025)
- Second player in program history to earn

Honorable Mention AP All-America honors (2025)

- World Exposure Mid-Major Player of the Year (2025)
- Ivy Tournament MVP (2025)
- AP National Player of the Week (3/18/25)
- 5x Ivy League Player of the Week (2025)
- 4x All-Ivy League selection
- Ivy Rookie of the Year (2022)
- Ranked ninth in the NCAA in points per game in 24-2025 (22.5)
- Ranked second all-time in steals (269) and field goals (756), third in points (2,032) and scoring average (18.5), fourth in three-pointers (188), and sixth in assists (405)
- Recorded program record for points in a game with 44 points on 3/14/25
- Helped Harvard clinch a spot in the NCAA Tournament for the first time in program history since 2007

PERSONAL:

- Born on Oct. 4, 2001
- Hometown is Manfield, TX
- Self-identified nickname "Hoop Nerd"

RECORD WITHOUT

Year	Games Missed	Record With	Record Without
2025	0	0-0	0-0
Totals	0	0-0	0-0

SEASON HIGHS												2025 REGULAR SEASON HIGHS				
2025	PTS	REBS	ASTS	STLS	BLKS	MIN	FGM	FGA	3PM	3PA	FTM	FTA	PTS	REBS	ASTS	STLS
													BLKS			
	WNBA RANKINGS												MINS			
2025	PPG	RPG	APG	SPG	BPG	MPG	FG%		3G%		FT%					
	---	---	---	---	---	---	---		---		---					
MILESTONES REACHED						UPCOMING MILESTONES										
Mark	Opponent			Date	Game #		Mark	Category			Current	Needs				
1st Point							100	Points			0	100				
10+ REBOUNDS & ASSISTS GAMES						10+ POINT GAMES										
	REB	ASTS	DOUBLE-DOUBLES				SCORING									
YEAR	10 +	10 +	PT/REB				YEAR	10+	20+							
2025	0	0	0				2025	0	0							



JEWELL LOYD • NO. 24

Guard • 5-11 • Notre Dame '15 • 11th Year

WNBA CAREER HIGHLIGHTS

- 2018 and 2020 WNBA champion.
- 2021 Commissioner's Cup champion.
- Selected No. 1 by Seattle in the 2015 WNBA Draft.
- Three-time All-WNBA
- Six-time WNBA All-Star.
- 2015 WNBA Rookie of the Year.
- 2023 All-Star Game MVP
- Two-time Western Conference Player of the Week (June 7, 2021 and June 20, 2023)

2025 (LAS VEGAS)

- Heading into the 2025 season, Loyd's 5,536 career point total ranks No. 21 on the league's all-time scoring chart.
- Scored in double-figures in 269 games through the 2024 season, the most in the WNBA since 2015 when she entered the league.

2024 (SEATTLE)

- Tallied 5,000th career point on June 7, 2024, becoming 25th player in WNBA history to reach the milestone and fifth-youngest to reach the mark.
- Recorded 1,000th career assists on July 10 vs Las Vegas, becoming third WNBA player with 5,000+ points and 1,000+ assists, and third youngest in the group
- Named to sixth-straight WNBA All-Star game

2023 (SEATTLE)

- Finished the season as the league's top scorer, averaged 24.7 ppg, which was the second-highest scoring average in league history at the time (now third).
- Scored a career-high 41 points (15-35 FGs) on June 29 against Minnesota; it was just the second 40+ point game in franchise history.
- Scored 31 points in the All-Star Game en route to MVP honors.
- Set then-WNBA single-season scoring record with 939 points

- Scored 25+ points in 21 games—most in league history—and had 12 games with 30+ points
- Made franchise-record 115 3-pointers, the fourth-most in a season in WNBA history

2022 (SEATTLE)

- Made franchise records of 2.33 3-pointers per game and 84 total 3-pointers on the season, with at least one 3-pointer in 33 of 36 games.
- Reached the 3,500-point plateau on June 10 at Dallas, becoming the 10th youngest WNBA player to reach that mark
- Set career-high with eight 3-pointers made, connecting on 13-of-23 from the field, on Aug. 14 at Las Vegas.

2021 (SEATTLE)

- Averaged 17.9 points, 3.8 assists and 1.5 steals per game—all career-highs en route to earning 2021 All-WNBA First-Team honors.
- Scored season-high 37 points on Sept. 17 vs PHX—the most by a WNBA player during the 2021 season.
- Named WNBA Western Conference Player of the Week for the week ending June 6, averaging 22.7 points, 4.7 assists and 3.3 rebounds per game in three games

2020 (SEATTLE)

- Won the 2020 WNBA Championship.
- Scored 2,000th career point on Aug. 12 vs Atlanta, becoming the fifth-youngest player to reach the milestone (24 years, 305 days).

2019 (SEATTLE)

- Missed seven games after suffering ankle injury on June 23 at Las Vegas
- Finished season with a career-high 92.8% free throw percentage

2018 (SEATTLE)

- Won her first WNBA championship.
- Named to first WNBA All-Star Team

2017 (SEATTLE)

- Ranked ninth in scoring, 11th in minutes played (31.1 mpg), 13th in steals, and 17th in assists.

2016 (SEATTLE)

- Named to All-WNBA Second Team.

2015 (SEATTLE)

- 2015 WNBA Rookie of the Year
- Led all WNBA rookies in scoring, minutes (25.9 mpg), and ranked fourth in rebounds and fifth in assists...named WNBA Rookie of the Month for July, averaging 10.2 points, 3.1 rebounds, and 1.8 assists in nine games...recorded first career game in double-figures with 10 points against Los Angeles (June 14)...perfect 14-of-14 from the free throw line to finish with 18 points against Washington (Aug. 30), the franchise record for most free throws made without a miss in a game.

INTERNATIONAL

- 2020 and 2024 Olympic gold medalist; 2018 and 2022 FIBA World Cup gold medalist.
- 2014 FIBA 3x3 World Cup gold medalist; was the second-leading scorer among all players in the 24-team tournament (7.3 ppg), and added a bronze in the individual skills competition at the event

OFFSEASON

- Played five seasons overseas in China, South Korea, Spain and Turkey.
- 2015-19: Botas, Turkey; Perfumerias Avenida (Salamanca, Spain); Winnus, South Korea; Shanxi, China; Galatasaray, Turkey
- Competed for Mist BC in the 2025 Unrivaled season

COLLEGIATE HIGHLIGHTS

- A three-year standout at the University of Notre Dame, led the Fighting Irish to three-straight NCAA Final Fours, while also claiming conference regular season and tournament titles all three years.
- 2014 and 2015 All-American
- 2015 ACC Player of the Year
- 2013 USBWA National and Big East Freshman of the Year
- 2014 ACC Tournament MVP.
- Named 2015 espnW National Player of the Year, first Notre Dame player to earn a POY award since Ruth Riley in 2001
- Her 772 points during the 2014-15 season were just four points shy of the single-season school record (776) set by Katryna Gaither in 1996-97.
- In her junior year, tied the single-season program record with 20, 20-point games (set by Gaither in 1996-97), which were the most in the ACC that year; scored 30+ points four times (also most in the ACC), a single-season Notre Dame record.
- Set Notre Dame record for most combined points by a player in first two seasons (1,137), a mark previously held by Skylar Diggins (1,069 points from 2009-11).

SEASON/CAREER HIGHS

	PTS	REBS	ASTS	STLS	BLKS	MIN	FGM	FGA	3PM	3PA	FTM	FTA
2015	21	7	6	2	1	34:35	7	16	2	4	14	14
2016	32	10	10	5	2	37:38	12	20	4	7	9	10
2017	33	7	7	4	2	38:15	12	22	4	8	14	16
2018	31	10	9	4	2	38:32	11	21	5	9	10	10
2019	23	7	5	4	1	36:23	8	21	5	10	7	7
2020	35	7	7	4	1	34:56	12	21	5	9	10	12
2021	37	8	9	5	1	41:32	13	30	7	12	10	11
2022	38	5	7	4	2	42:33	13	23	8	14	8	9
2023	41	10	8	4	3	40:26	15	35	9	16	13	14
2024	34	11	7	4	2	38:29	12	27	6	10	16	17

RECORD WITHOUT

Year	Games Missed	Record With	Record Without
2015	0	10-24	0-0
2016	0	16-18	0-0
2017	0	15-19	0-0
2018	0	26-8	0-0
2019	7	14-13	4-3
2020	0	18-4	0-0
2021	1	20-11	1-0
2022	0	22-14	0-0
2023	2	11-27	0-2
2024	3	23-14	2-1
2025	0	0-0	0-0
Totals	13	175-152	7-6



WNBA RANKINGS										2025 REGULAR SEASON HIGHS			
	PPG	RPG	APG	SPG	BPG	MPG	FG%	3G%	FT%	PTS	-		
2015	28	---	---	---	---	31	29	---	4	REBS	-		
2016	8	---	19	16	---	8	33	31	9	ASTS	-		
2017	9	---	17	13	---	11	30	12	17	STLS	-		
2018	16	30	14	15	---	19	---	20	13	BLKS	-		
2019	23	---	---	14	---	---	---	34	4	MINS	-		
2020	14	---	21	16	---	27	33	20	13	CAREER REGULAR SEASON HIGHS			
2021	7	---	12	7	---	17	34	19	6				
2022	10	---	22	28	---	16	---	12	8	PTS	41	Minnesota	June 29, 2023
2023	1	32	20	30	34	3	---	26	7	REBS	11	Indiana	May 22, 2024
2024	6	31	14	13	---	7	---	---	7	ASTS	10	Chicago	July 17, 2016
2025	---	---	---	---	---	---	---	---	---	STLS	5	2x, last @ Chicago	Aug. 15, 2021
										BLKS	3	Dallas	May 26, 2023
										MINS	42:33	New York	May 27, 2022


MILESTONES REACHED			
Mark	Opponent	Date	Game #
1st Point	Los Angeles	June 6, 2015	1
100th Point	@ Atlanta	July 5, 2015	12
1,000th Point	Washington	May 21, 2017	71
5,000th Point	@ Las Vegas	June 7, 2024	300
100th Rebound	San Antonio	Aug. 28, 2015	28
1,000th Rebound	@ Los Angeles	Aug. 31, 2023	286
100th Assist	Minnesota	June 19, 2016	47
500th Assist	Chicago	Aug. 10, 2020	171
1,000th Assist	Las Vegas	July 10, 2024	312

UPCOMING MILESTONES			
Mark	Category	Current	Needs
6,000	Points	5,536	464

10+ REBOUNDS & ASSISTS GAMES				
	REB	ASTS	DUB-DUBS	
YEAR	10+	10+	PT/REB	PT/AST
2015	0	0	0	0
2016	1	1	1	1
2017	0	0	0	0
2018	1	0	1	0
2019	0	0	0	0
2020	0	0	0	0
2021	0	0	0	0
2022	0	0	0	0
2023	1	0	1	0
2024	2	0	2	0
2025	0	0	0	0
Totals	5	1	5	1

10+ POINT GAMES				
SCORING				
YEAR	10+	20+	30+	40+
2015	18	2	0	0
2016	29	13	2	0
2017	30	13	1	0
2018	28	10	1	0
2019	19	3	0	0
2020	18	7	2	0
2021	26	12	2	0
2022	28	11	1	0
2023	38	25	12	1
2024	35	19	4	0
2025	0	0	0	0
Totals	269	115	25	1

CAREER REGULAR SEASON STATISTICS																												
YEAR	TM	G	GS	MP	FGM	FGA	FG%	3PM	3PA	3P%	2PM	2PA	2P%	eFG%	FT	FTA	FT%	OR	DR	REB	RPG	A	S	B	TO	PF	PTS	PPG
2015	SEA	34	23	882	125	304	.411	10	48	.208	115	256	.449	.428	104	115	.904	33	86	119	3.5	66	19	8	68	53	364	10.7
2016	SEA	34	34	1075	195	452	.431	40	132	.303	155	320	.484	.476	131	147	.891	33	84	117	3.4	115	42	10	76	58	561	16.5
2017	SEA	34	34	1059	208	483	.431	54	140	.386	154	343	.449	.487	132	153	.863	32	76	108	3.2	117	43	12	85	62	602	17.7
2018	SEA	34	34	1010	182	430	.423	67	181	.370	115	249	.462	.501	97	114	.851	42	113	155	4.6	126	43	5	65	61	528	15.5
2019	SEA	27	21	686	117	299	.391	34	101	.337	83	198	.419	.448	64	69	.928	11	63	74	2.7	54	35	3	52	33	332	12.3
2020	SEA	22	22	613	112	253	.443	39	100	.390	73	153	.477	.520	77	88	.875	14	38	52	2.4	70	32	6	41	34	340	15.5
2021	SEA	31	31	962	193	459	.420	65	173	.376	128	286	.448	.491	104	117	.889	24	101	125	4.0	117	46	6	71	64	555	17.9
2022	SEA	36	36	1090	201	508	.396	84	218	.385	117	290	.403	.478	100	112	.893	20	75	95	2.6	121	39	7	78	64	586	16.3
2023	SEA	38	38	1344	285	770	.370	115	323	.356	170	447	.380	.445	254	286	.888	41	137	178	4.7	131	38	16	105	63	939	24.7
2024	SEA	37	37	1246	224	622	.360	59	215	.274	165	407	.405	.408	222	252	.881	26	140	166	4.5	135	52	8	85	67	729	19.7
2025	LVA																											
Career		327	310	9967	1842	4580	.402	567	1631	.348	1275	2949	.432	.464	1285	1453	.884	276	913	1189	3.6	1052	389	81	726	559	5536	16.9



TIFFANY MITCHELL • No. 3

Guard • 5-9 • South Carolina '16 • 10th Year

WNBA CAREER HIGHLIGHTS

- Selected No. 9 by Indiana in the 2016 WNBA Draft
- 2016 All-Rookie Team

2024 (CONNECTICUT)

- Missed the second half of the 2024 season recovering from sepsis and six abdominal abscess.

2023 (MINNESOTA)

- Appeared in 33 regular season games for the Lynx, starting in 21.
- Averaged 7.3 points, 2.3 rebounds and 2.3 assists per game.
- Tallied her 2,000th career-point against Chicago on May 19.
- Recorded a season-high 17 points twice, once against Dallas on May 30 and once against Los Angeles on June 11.
- Tied her career-high with seven assists against Dallas on August 24.

2022 (INDIANA)

- In 34 games played, she averaged 6.5 points, 1.2 rebounds and 16.3 minutes per contest with eight starting nods.
- Mitchell shot a career-best 45.1% from the field, as well as a career-high 38.7% from three-point range this season.
- Surpassed 200 career regular season games played, 600 made field goals and 500 rebounds.

2021 (INDIANA)

- Averaged 12.0 points, 2.9 rebounds, 2.0 assists and 27.3 minutes per game in 28 contests, while starting a career-high 25 games for the Fever.
- Her stellar free-throw shooting also continued in 2021, shooting 88% from the charity stripe

and held the sixth best free-throw shooting percentage in WNBA history at 89.7%.

- Carried the fifth longest regular season streak at 10 games of scoring at least 10 points into the 2022 WNBA season.

2020 (INDIANA)

- Rounded out her fifth WNBA season with career-high averages in points (12.7), rebounds (3.4), assists (2.6) and minutes played (26.4).
- Led the Fever in scoring four different games during 2020
- Tallied a career-high 24 points against Phoenix on July 29.
- Ended the season as the league-leader in free throw shooting percentage at 95.1%

2019 (INDIANA)

- Averaged 9.7 points, 2.8 rebounds, 2.2 assists and 25.2 minutes per contest while starting 14 of 33 games played in 2019.
- Ended the season as the ninth leading scorer in franchise history with 1,197 points.
- Finished in double-figures in 15 of 33 games
- Ended the season still as the franchise leader in free throw percentage (89.1%, 345/387).

2018 (INDIANA)

- Played in all 34 games with 20 starts, averaging 9.1 points, 3.1 rebounds and 2.3 assists per game.
- Registered a season-best seven assists three times

2017 (INDIANA)

- Earned Sixth Player of the Year votes in her sophomore campaign, which saw her increase her scoring production to 10.3 ppg.

2016 (INDIANA)

- Earned 2016 WNBA All-Rookie Team honors after posting 8.6 ppg and 1.4 apg.

INTERNATIONAL

- Has been a member of numerous USA Basketball teams dating to 2014.
- Claimed gold at the inaugural FIBA 3x3 World Championship in 2014
- Won silver at the 2015 Pan American Games.
- After competing for the 2016 USA Select Team that played an exhibition game against the U.S. Olympic

Team, Mitchell was named as a member of the USA National Team program from 2017-21. During that time, she was a finalist for the 2018 USA World Cup Team and helped the USA to a 3-0 mark in the 2020 FIBA Olympic Qualifying Tournament.

OFFSEASON

- Has spent her offseasons playing for teams in Australia, Israel, Rawanda, Russia and Turkey.
- Captured the 2022 Australia WNBL title and the 2019 Israeli crown and Israeli State Cup championship.

COLLEGIATE HIGHLIGHTS

- When Mitchell wrapped her collegiate career at South Carolina in 2016, she was the most decorated player in program history as a three-time All-American, two-time SEC Player of the Year and three-time All-SEC first team selection.
- In 2015, led SC to its first NCAA Final Four appearance.

PERSONAL

- Hails from Charlotte, North Carolina.

RECORD WITHOUT

Year	Games Missed	Record With	Record Without
2016	0	17-17	0-0
2017	7	9-18	0-7
2018	0	6-28	0-0
2019	1	12-21	1-0
2020	3	5-14	1-2
2021	4	5-23	1-3
2022	2	5-29	0-2
2023	7	14-19	5-2
2024	16	18-6	10-6
2025	0	0-0	0-0
Totals			

SEASON HIGHS

	PTS	REBS	ASTS	STLS	BLKS	MIN	FGM	FGA	3PM	3PA	FTM	FTA
2016	21	5	4	4	1	35:19	7	15	4	6	8	8
2017	19	8	5	4	1	32:39	7	12	2	6	8	8
2018	17	9	7	3	2	44:13	7	14	3	5	7	9
2019	22	8	6	3	1	37:15	7	15	3	5	13	14
2020	24	8	5	2	1	37:14	8	17	2	8	11	12
2021	20	8	6	3	1	36:04	7	14	2	5	10	11
2022	22	4	7	5	1	27:59	9	13	2	3	4	6
2023	17	7	7	5	1	37:58	6	12	2	4	7	8
2024	13	5	3	3	1	26:00	5	9	1	2	5	6
2025												

## TIFFANY MITCHELL • No. 3

WNBA RANKINGS										2025 REGULAR SEASON HIGHS				
	PPG	RPG	APG	SPG	BPG	MPG	FG%	3G%	FT%	PTS				
2016	---	---	---	---	---	---	---	34	4	REBS				
2017	---	---	---	22	---	---	---	---	4	ASTS				
2018	---	---	---	---	---	---	---	---	17	STLS				
2019	---	---	---	---	---	---	---	---	9	BLKS				
2020	30	---	31	---	---	34	---	---	1	MINS				
2021	26	---	---	---	---	32	33	---	9	CAREER REGULAR SEASON HIGHS				
2022	---	---	---	---	---	---	---	---	---					
2023	---	---	---	---	---	---	---	---	25	PTS	24	Phoenix	July 29, 2020	
2024	---	---	---	---	---	---	---	---	---	REBS	9	@ Phoenix	Aug. 10, 2018	
2025										ASTS	7	5x, last @ Dallas	Aug. 24, 2023	
										STLS	5	2x, last @ Los Angeles	June 20, 2023	
										BLKS	2	Dallas	June 8, 2018	
										MINS	44:13	Las Vegas	June 12, 2018	

MILESTONES REACHED				UPCOMING MILESTONES			
Mark	Opponent	Date	Game #	Mark	Category	Current	Needs
1st Point	Dallas	5/14/2016	1	200	Steals	194	6
500th Point	@ San Antonio	7/20/2017	55	500	Assists	476	24
1,000th Point	Minnesota	6/25/2019	107	2,500	Points	2,354	146
100th Assist	New York	6/2/2018	67				

10+ REBOUNDS & ASSISTS GAMES				10+ POINT GAMES		
	REB	ASTS	DUB-DUBS	SCORING		
YEAR	10+	10+	PT/REB	YEAR	10+	20+
2016	0	0	0	2016	14	2
2017	0	0	0	2017	16	0
2018	0	0	0	2018	17	0
2019	0	0	0	2019	15	1
2020	0	0	0	2020	15	1
2021	0	0	0	2021	23	1
2022	0	0	0	2022	5	1
2023	0	0	0	2023	11	0
2024	0	0	0	2024	3	0
2025	0	0	0	2025	0	0
Totals	0	0	0	Totals	119	6

CAREER REGULAR SEASON STATISTICS																													
YEAR	TM	G	GS	MP	FGM	FGA	FG%	3PM	3PA	3P%	2PM	2PA	2P%	eFG%	FT	FTA	FT%	OR	DR	REB	RPG	A	S	B	TO	PF	PTS	PPG	
2016	IND	34	8	681	87	241	.361	25	85	.294	62	156	.397	.413	92	101	.911	15	43	58	1.7	48	30	3	55	85	291	8.6	
2017	IND	27	9	671	83	238	.349	17	69	.246	66	169	.391	.384	94	102	.922	16	70	86	3.2	39	31	5	40	60	277	10.3	
2018	IND	34	20	871	108	291	.371	16	60	.267	92	231	.398	.399	76	91	.835	25	80	105	3.1	78	30	8	49	59	308	9.1	
2019	IND	33	14	831	109	286	.381	20	69	.290	89	217	.410	.416	83	93	.892	22	73	95	2.9	71	19	3	55	83	321	9.7	
2020	IND	19	11	502	74	214	.346	17	73	.233	57	141	.404	.386	77	81	.951	15	50	65	3.4	49	12	2	45	49	242	12.7	
2021	IND	28	25	765	107	254	.421	12	47	.255	95	207	.459	.445	110	125	.880	25	55	80	2.9	56	17	1	54	53	336	12.0	
2022	IND	34	8	553	82	182	.451	12	31	.387	70	151	.464	.484	45	52	.865	20	21	41	1.2	40	28	2	30	46	221	6.5	
2023	MIN	33	21	763	86	213	.404	13	45	.289	73	168	.435	.434	55	66	.833	18	58	76	2.3	76	16	3	70	88	240	7.3	
2024	CON	24	0	392	38	109	.349	6	24	.250	32	85	.376	.376	36	46	.783	11	26	37	1.5	19	11	1	15	29	118	4.9	
2025	LVA																												
Career		266	116	6029	774	2028	.382	138	503	.274	636	1525	.417	.416	668	757	.882	167	476	643	2.4	476	194	28	413	552	2354	8.8	



CHEYENNE PARKER-TYUS • No. 32

Forward • 6-4 • Middle Tennessee '15 • 11th Year

WNBA CAREER HIGHLIGHTS

- Selected No. 5 by Chicago in the 2015 WNBA Draft
- 2023 WNBA All-Star

2025 (LAS VEGAS)

- Out for the start of the 2025 due to pregnancy

2024 (ATLANTA)

- Started 11 of 25 games while posting 9.2 ppg and 4.8 rpg prior to suffering a left ankle injury against Connecticut on Aug. 18. She was sidelined the remainder of the season.

2023 (ATLANTA)

- Averaged career-bests of 15.0 ppg and 6.7 rpg.
- Competed in her first All-Star Game.
- Scored a career-high 29 points against Seattle on Aug. 18.

2021 (ATLANTA)

- Missed the first six games of the season after testing positive for COVID-19 and was out the final 13 games after announcing her pregnancy on July 14 in [The Players' Tribune](#).

2020 (CHICAGO)

- Grabbed a career-best 15 rebounds against Minnesota on Sept. 2.

2017 (CHICAGO)

- Missed the final 11 games of the season due to a right ankle injury.

OFFSEASON

- Competed professionally overseas in China, France, Italy, Poland and South Korea.
- Spent the 2024-25 season playing for Beijing Great Wall and averaged 16.3 ppg and 6.8 rpg over 34 games.

COLLEGIATE HIGHLIGHTS

- Played her first three years at High Point University before transferring to Middle Tennessee State University
- Averaged 18.6 ppg, 11.0 rpg and 4.0 bpg as a senior in 2014-15.
- 2012 and 2013 Big South Player of the Year
- 2013 All-Big South first team
- 2011 Big South All-Freshman Team.

PERSONAL

- Married to Keevin Tyus, the couple have one daughter, Naomi, born in December 2021.
- Originally from New York, moved to High Point, North Carolina, in elementary school.

RECORD WITHOUT

Year	Games Missed	Record With	Record Without
2015	4	17-13	4-0
2016	9	14-11	4-5
2017	11	8-15	4-7
2018	0	13-21	0-0
2019	0	20-14	0-0
2020	2	10-10	2-0
2021	19	2-11	6-13
2022	0	14-22	0-0
2023	0	19-21	0-0
2024	15	9-16	6-9
2025	0	0-0	0-0
Totals	60	126-154	26-34

SEASON HIGHS

	PTS	REBS	ASTS	STLS	BLKS	MIN	FGM	FGA	3PM	3PA	FTM	FTA
2015	8	7	2	1	4	22:31	4	6	0	0	2	3
2016	15	10	2	2	2	30:44	6	10	0	1	3	6
2017	11	7	3	2	3	22:30	4	7	0	2	5	6
2018	20	13	3	3	4	30:03	9	15	2	3	10	12
2019	22	12	3	3	6	29:41	9	16	2	2	8	9
2020	24	15	3	4	4	31:21	10	17	3	4	12	12
2021	18	7	5	5	2	28:12	7	14	3	4	6	6
2022	21	13	5	4	4	34:38	10	17	2	5	8	9
2023	29	14	4	4	4	37:58	10	20	3	4	11	12
2024	18	9	5	3	2	29:21	7	13	1	4	7	8
2025												

CHEYENNE PARKER-TYUS • No. 32

WNBA RANKINGS										2025 REGULAR SEASON HIGHS			
	PPG	RPG	APG	SPG	BPG	MPG	FG%	3G%	FT%	PTS			
2015	---	---	---	---	22	---	---	---	---	REBS			
2016	---	---	---	---	---	---	---	---	---	ASTS			
2017	---	---	---	---	---	---	---	---	---	STLS			
2018	---	22	---	---	14	---	9	---	---	BLKS			
2019	---	21	---	---	12	---	21	---	15	MINS			
2020	24	17	---	22	11	---	5	---	19	CAREER REGULAR SEASON HIGHS			
2021	---	---	---	---	---	---	---	---	---				
2022	33	18	---	---	14	---	13	---	32				
2023	22	13	---	25	6	---	17	---	26				
2024	---	---	---	---	---	---	---	---	6				
2025													
										PTS	29	Chicago	Aug. 18, 2023
										REBS	15	Minnesota	Sept. 2, 2020
										ASTS	5	7x, last @ Dallas	July 5, 2024
										STLS	5	Minnesota	June 23, 2021
										BLKS	6	@ Minnesota	Aug. 27, 2019
										MINS	37:58	@ Los Angeles	Aug. 12, 2023

MILESTONES REACHED			
Mark	Opponent	Date	Game #
1st Point	Indiana	6/5/2015	1
1,000th Point	Seattle	8/10/2020	154
2,000th Point	Seattle	7/12/2023	234
100th Assist	Seattle	8/29/2020	160
500th Rebound	@ Los Angeles	6/30/2019	124
1,000th Rebound	Dallas	7/30/2022	209

UPCOMING MILESTONES			
Mark	Category	Current	Needs
3,000	Points	2,548	452
1,500	Rebounds	1,422	78
1,000	Field Goals Made	975	25
250	Blocked Shots	249	1

10+ REBOUNDS & ASSISTS GAMES			
	REB	ASTS	DUB-DUBS
YEAR	10+	10+	PT/REB
2015	0	0	0
2016	1	0	1
2017	0	0	0
2018	4	0	3
2019	6	0	3
2020	3	0	3
2021	0	0	0
2022	5	0	5
2023	8	0	7
2024	0	0	0
2025	0	0	0
Totals	0	0	0


10+ POINT GAMES		
SCORING		
YEAR	10+	20+
2015	0	0
2016	3	0
2017	2	0
2018	18	3
2019	12	2
2020	12	4
2021	8	0
2022	25	3
2023	32	10
2024	11	0
2025	0	0
Totals	123	22

CAREER REGULAR SEASON STATISTICS																												
YEAR	TM	G	GS	MP	FGM	FGA	FG%	3PM	3PA	3P%	2PM	2PA	2P%	eFG%	FT	FTA	FT%	OR	DR	REB	RPG	A	S	B	TO	PF	PTS	PPG
2015	CHI	30	0	279	28	70	.400	0	0	---0	28	70	.400	.400	10	26	.385	30	44	74	2.5	6	7	21	16	40	66	2.2
2016	CHI	25	7	315	42	83	.506	0	1	.000	42	82	.512	.506	17	32	.531	35	46	81	3.2	6	12	5	19	42	101	4.0
2017	CHI	23	0	286	32	69	.464	0	3	.000	32	66	.485	.464	23	36	.639	31	47	78	3.4	13	8	15	21	38	87	3.8
2018	CHI	34	5	670	128	241	.531	6	19	.316	122	222	.550	.544	77	108	.713	60	136	196	5.8	23	19	36	48	94	339	10.0
2019	CHI	34	0	670	107	233	.459	5	18	.278	102	215	.474	.470	80	95	.842	62	135	197	5.8	30	25	42	45	81	299	8.8
2020	CHI	20	13	497	97	175	.554	15	32	.469	82	143	.573	.597	58	68	.853	47	81	128	6.4	30	26	18	55	63	267	13.4
2021	ATL	13	11	270	50	110	.455	10	30	.333	40	80	.500	.500	22	28	.786	13	45	58	4.5	16	15	12	17	28	132	10.2
2022	ATL	36	35	942	176	352	.500	12	55	.218	164	297	.552	.517	62	78	.795	59	163	222	6.2	71	37	32	72	98	426	11.8
2023	ATL	40	38	1066	232	481	.482	15	54	.278	217	427	.508	.498	121	146	.829	87	180	267	6.7	71	43	59	90	114	600	15.0
2024	ATL	25	11	492	83	187	.444	3	14	.214	80	173	.462	.452	62	70	.886	31	90	121	4.8	37	21	9	52	60	231	9.2
2025	LVA																											
Career		280	120	5487	975	2001	.487	66	226	.292	909	1775	.512	.504	532	687	.774	455	967	1422	5.1	303	213	249	435	658	2548	9.1



# KIAH STOKES • No. 41

Center • 6-3 • Connecticut '15 • 10th Year



## WNBA CAREER HIGHLIGHTS

- 2022 & 2023 WNBA Champion
- 2015 WNBA All-Defensive 2nd Team
- 2015 All-Rookie Team

## 2024 (LAS VEGAS)

- Suffered a potential concussion with 9.5 seconds remaining in the 3rd quarter of the Aces Semifinal Game 2 against the New York Liberty and did not return. She missed the final two games.

## 2023 (LAS VEGAS)

- Won the WNBA Championship.
- Opened the playoffs with a 15-rebound performance, which at the time was the second-highest in Aces playoff history, and also is her playoff career high.
- Grabbed 10 boards on Sept. 17, her first back-to-back games with double-digit rebounding since 2021.
- Missed Game 4 of the Finals (right foot).
- Hauled in a career- high-tying 17 rebounds at Chicago on July 25.
- Had 4 double-digit re-bounding games...Moved into the starting line-up for the final 22 games after Candace Parker was sidelined (left foot).

## 2022 (LAS VEGAS)

- Missed first 4 games of year (overseas) .

- Led or tied for team lead in rebounds 3 times

## 2021 (LAS VEGAS)

- Signed on July 2 but did not play that day.
- Averaged 9.0 rpg. in 8 starts

## 2016 (NEW YORK)

- Missed the final 7 games of the regular season with a hip injury.
- Set a WNBA record for highest rebound aveage by a player who didn't start a game.

## 2019 (NEW YORK)

- Did Not Play (personal reasons)

## 2017 (NEW YORK)

- Led the team in blocked shots and ranked second in rebounding.

## COLLEGIATE HIGHLIGHTS

- During her four years, UConn posted a 146-10 (.936) record, claimed the 2013, 2014 and 2015 NCAA Championships, advanced to the 2012 Final Four and claimed two conference regular season titles and three conference tournament crowns.
- 2015 American Athletic Conference Defensive Player of the Year.
- Set a UConn single-season blocked shots record (147) as a senior and capped her career ranked No. 3 among all-time UConn blocks leaders (325).

## PERSONAL

- Father Greg was an All-American basketball player at Iowa who played for the Philadelphia 76ers and won gold with the 1983 USA Pan American Games Team.
- Majored in psychology

## GO TO KIAH STOKES' COMPLETE BIO ONLINE

- Online bio includes items such as expanded WNBA statistics, more notes, college, international and USA Basketball statistics, and more!

## RECORD WITHOUT

Year	Games Missed	Record With	Record Without
2015	0	23-11	0- 0
2016	7	19- 8	2- 5
2017	0	22-12	0- 0
2018	4	6-24	1- 3
2019	34	0- 0	10-24
2020	0	2-20	0- 0
2021	9	14-10	6- 3
2022	5	22- 9	4- 1
2023	0	34- 6	0- 0
2024	1	26-13	1- 0
2025	0	0-0	0-0
<b>Totals</b>	<b>60</b>	<b>168-113</b>	<b>24-36</b>

## SEASON HIGHS

	PTS	REBS	ASTS	STLS	BLKS	MIN	FGM	FGA	3PM	3PA	FTM	FTA
2015	13	11	4	4	8	35:33	6	8	0	1	5	6
2016	12	14	2	2	4	37:46	6	8	0	0	5	8
2017	23	17	4	2	3	30:47	6	10	0	1	11	12
2018	12	15	3	2	3	33:38	5	7	0	0	2	4
2019	DNP--Personal											
2020	15	12	4	2	3	36:29	6	12	5	8	2	2
2021	5	13	7	2	3	34:53	2	3	1	2	2	2
2022	9	10	3	2	3	28:45	4	5	1	3	2	4
2023	7	17	2	3	4	31:21	3	6	1	3	2	2
2024	11	12	3	2	6	27:32	4	6	3	4	2	4

KIAH STOKES • No. 41

WNBA RANKINGS										2025 REGULAR SEASON HIGHS			
	PPG	RPG	APG	SPG	BPG	MPG	FG%	3G%	FT%	PTS	REBS	ASTS	STLS
2015	---	12th	---	---	4th	---	---	---	---	---	---	---	---
2016	---	7th	---	---	6th	---	---	---	---	---	---	---	---
2017	---	17th	---	---	11th	---	---	---	---	---	---	---	---
2018	---	---	---	---	18th	---	---	---	---	---	---	---	---
2019	DNP -- Personal										---	---	---
2020	---	16th	---	---	9th	---	---	---	---	---	---	---	---
2021	---	22nd	---	---	---	---	---	---	---	---	---	---	---
2022	---	---	---	---	18th	---	---	---	---	---	---	---	---
2023	---	21st	---	---	16th	---	---	---	---	---	---	---	---
2024	---	26th	---	---	15th	---	---	---	---	---	---	---	---
2025										---	---	---	---
										CAREER REGULAR SEASON HIGHS			
										PTS	23	Phoenix	June 4, 2017
										REBS	17	2x, Last @ Chicago	July 25, 2023
										ASTS	7	@ Chicago	Sept. 17, 2021
										STLS	4	Atlanta	Sept. 1, 2015
										BLKS	8	Connecticut	July 16, 2015
										MINS	38	Atlanta	June 22, 2016

MILESTONES REACHED				UPCOMING MILESTONES			
Mark	Opponent	Date	Game #	Mark	Category	Current	Needs
1st Point	@ Los Angeles	5/21/2015	1	n/a			
1,000th Point	@ Los Angeles	7/7/2024	261				
1,000th Rebound	Chicago	9/2/2021	166				
1,500th Rebound	Connecticut	6/21/2024	256				
200th Assist	@ Chicago	8/25/2024	270				

10+ REBOUNDS & ASSISTS GAMES				10+ POINT GAMES		
	REB	ASTS	DUB-DUBS	SCORING		
YEAR	10+	10+	PT/REB	YEAR	10+	20+
2015	7	0	3	2015	5	0
2016	6	0	0	2016	5	0
2017	8	0	4	2017	5	1
2018	5	0	1	2018	2	0
2019	DNP--Personal			2019	DNP--Personal	
2020	2	0	0	2020	5	0
2021	5	0	0	2021	0	0
2022	1	0	0	2022	0	0
2023	4	0	0	2023	1	0
2024	3	0	0	2024	1	0
2025	0	0	0	2025	0	0
Totals	41	0	8	Totals	23	1

CAREER REGULAR SEASON STATISTICS																												
YEAR	TM	G	GS	MP	FGM	FGA	FG%	3PM	3PA	3P%	2PM	2PA	2P%	eFG%	FT	FTA	FT%	OR	DR	REB	RPG	A	S	B	TO	PF	PTS	PPG
2015	NYL	34	6	862	82	150	.547	0	2	.000	82	148	.554	.547	33	48	.688	60	159	219	6.4	26	24	67	37	76	197	5.8
2016	NYL	27	0	650	75	117	.641	0	0	----	75	117	.641	.641	37	59	.627	63	138	201	7.5	20	18	38	30	77	187	6.9
2017	NYL	34	12	666	60	113	.531	0	1	.000	60	112	.536	.531	43	54	.796	77	137	214	6.3	30	12	39	40	94	163	4.8
2018	NYL	30	4	427	42	77	.545	0	0	----	42	77	.545	.545	8	15	.533	43	91	134	4.5	12	11	19	21	56	92	3.1
2019	DNP--Personal																											
2020	NYL	22	22	601	51	137	.372	20	85	.235	31	52	.596	.445	4	7	.571	28	119	147	6.7	26	11	26	28	45	126	5.7
2021	NYL	9	0	135	6	11	.545	1	2	.500	5	9	.556	.591	2	2	1.000	8	30	38	4.2	5	4	6	6	14	15	1.7
2021	LVA	15	8	308	10	17	.588	0	0	----	10	17	.588	.588	2	4	.500	27	65	92	6.1	15	6	10	7	19	22	1.5
2021	TOT	24	8	443	16	28	.571	1	2	.500	15	26	.577	.589	4	6	.667	35	95	130	5.4	20	10	16	13	33	37	1.5
2022	LVA	31	4	475	26	61	.426	5	24	.208	21	37	.568	.467	13	16	.813	29	107	136	4.4	20	14	25	18	39	70	2.3
2023	LVA	40	22	792	36	83	.434	5	27	.185	31	56	.554	.464	9	18	.500	45	189	234	5.9	23	26	39	17	70	86	2.2
2024	LVA	39	29	717	20	62	.323	9	40	.225	11	22	.500	.395	6	9	.667	23	161	184	4.7	28	21	33	15	68	55	1.4
2025	LVA																											
Career		281	107	5633	408	828	.493	40	181	.221	368	647	.569	.517	157	232	.677	402	1196	1598	5.7	205	147	302	220	558	1013	3.6
Las Vegas vs Dallas   May 2, 2025 (preseason)   35																												

## A'JA WILSON • No. 22

Center/Forward • 6-4 • South Carolina '18 • 7th Year



### WNBA CAREER HIGHLIGHTS

- 2022 & 2023 WNBA Champion
- 2023 WNBA Finals M'VP
- 2024, 2022 & 2020 WNBA M'VP
- 2023 & 2022 WNBA Defensive Player of the Year
- 2023, 2022 & 2020 All-WNBA First Team
- 2021 All-WNBA Second Team
- 2024, 2023 & 2022 WNBA All-Defensive First Team
- 2020 WNBA All-Defensive Second Team
- 2024, 2023, 2022, 2021, 2019 & 2018 All-Star
- 2023, 2022 & 2019 All-Star Team Captain
- 2023 & 2022 WNBA All-Star Leading Vote-Getter
- 2018 WNBA Rookie of the Year (unanimous)
- 2018 WNBA All-Rookie Team
- 12-time Western Conference Player of the Month (May, June, July and Sept. 2024; June, July and Aug. 2023; May and July 2022; June 2021; Aug. and Sept. 2020)
- 22-time Western Conference Player of the Week (6 times in 2024, 5 times in 2023, 5 times in 2022, 2 times each in 2019 and 2020, 1 time each in 2018 and 2021)
- 3-time WNBA Rookie of the Month (2018).

### 2024 (LAS VEGAS)

- Became the first player in WNBA history to score 1'000 points in a single season.
- Is the first player in league history to lead the W in points, rebounds and blocked shots in the same season.
- Opened the year with five-straight 20-point, 10-rebound performances.
- Named May, June and July Western Conference Player of the Month.
- Became the franchise's leading scorer on July 7 and leading rebounder on June 29.

### 2023 (LAS VEGAS)

- Won the WNBA Championship and earned WNBA Finals M'VP after averaging 21.3 ppg, 12.5 rpg and

1.3 bpg in the Finals.

- Grabbed a league Finals-record 16 defensive rebounds in Game 4.
- Scored 30 or more points in a WNBA playoff record 3-straight games (38 points vs Chicago in Game 1 of the First Round, 34 points vs Dallas in Game 2 of the Semifinals and 30 points vs Dallas in Game 3) WNBA and Associated Press Defensive Player of the Year and WNBA All-Defensive First Team.
- WNBA All-Star leading vote-getter.
- 3-time Western Conference Player of the Month.
- 5-time Western Conference Player of the Week.
- Scored 30 or more points 9 times, 6 in the regular season and 3 in the playoffs.
- Tied a then-franchise scoring record with 40 points vs. the Mystics on Aug. 11; rewrote the record with a WNBA record-tying 53 points on Aug. 22 at Atlanta.

### 2022 (LAS VEGAS)

- Named WNBA MVP for 2nd time (7th player with multiple MVPs).

### 2020 (LAS VEGAS)

- Named WNBA MVP (5th youngest in history)

### 2019 (LAS VEGAS)

- Led or tied for the team lead in scoring on 11 occasions, in rebounding on 9 occasions, and in assists 1 time.
- Reached double figures in scoring on 23 occasions and in rebounding on 3 occasions.
- Missed 8 games due to injury (ankle).

### 2018 (LAS VEGAS)

- Scored the second most points by a rookie (35) in franchise history at Indiana on June 12.

### INTERNATIONAL HIGHLIGHTS (USA)

- Led the USA to the gold medal and a 6-0 record at the 2024 Olympics; averaged team-highs of 18.7 ppg, 10.2 rpg, 1.5 spg and 2.7 bpg, while finishing ranked 3rd for scoring, 2nd for rebounding and 1st for blocked shots among the 12-team field.
- 2020 Olympic gold medalist
- 2022, 2018 FIBA World Cup gold medalist & 2022 FIBA World Cup M'VP.
- 2013 & 2015 FIBA U19 World Cup gold medalist & 2015 FIBA U19 M'VP
- 2014 FIBA Americas U18 gold medalist

### COLLEGIATE HIGHLIGHTS

- 2017 NCAA Champion
- 2017 Final Four Most Outstanding Player
- 2018 National Player of the Year (consensus)
- 4-time All-American
- 2-time SEC Defensive Player of the Year

### PERSONAL

- Authored the New York Times bestselling book "Dear Black Girls: How to Be True to You."
- Announced her Nike signature shoe, the A'ONE, on May 11, 2024, in South Carolina.
- Named to the TIME100 as one of the 100 most influential people of 2024.
- Enjoys eating Chipotle and Chik-fil-A
- Father, Roscoe, played professional basketball internationally for 10 years.
- Is a member of the WNBA and WNBPA Social Justice Council.
- First WNBA player to partner with Mountain Dew.

### GO TO A'JA WILSON'S COMPLETE BIO ONLINE

- Online bio includes items such as expanded WNBA statistics, more notes, college, international and USA Basketball statistics, and more!

### RECORD WITHOUT

Year	Games Missed	Record With	Record Without
2018	0	14-19	0-0
2019	8	15-11	6-2
2020	0	18- 4	0-0
2021	0	24- 8	0-0
2022	0	26-10	0-0
2023	0	34- 6	0-0
2024	2	25-12	1-1
2025	0	0-0	0-0
<b>Totals</b>	<b>10</b>	<b>156-70</b>	<b>7-3</b>

A’JA WILSON • NO. 22

WNBA RANKINGS										2025 REGULAR SEASON HIGHS					
	PPG	RPG	APG	SPG	BPG	MPG	FG%	3G%	FT%	PTS					
2018	3rd	6th	---	---	6th	16th	24th	---	---	REBS					
2019	7th	17th	---	---	4th	---	---	---	---	ASTS					
2020	2nd	6th	---	24th	1st	10th	21st	---	---	STLS					
2021	6th	8th	21st	---	11th	10th	21st	---	10th	BLKS					
2022	5th	2nd	---	12th	1st	19th	12th	16th	---	MINS					
2023	3rd	2nd	---	10th	1st	23rd	3rd	---	30th						
2024	1st	2nd	36th	5th	1st	4th	7th	---	17th	CAREER REGULAR SEASON HIGHS					
2025											PTS	53	@ Atlanta	Aug. 22, 2023	
										REBS	20	@ Seattle	July 10, 2024		
										ASTS	8	2x, Last @ Dallas	July 11, 2021		
										STLS	6	v Dallas	June 5, 2024		
										BLKS	7	2x, Last @ Atlanta	Sept. 5, 2019		
										MINS	43:18	@ Minnesota	June 25, 2021		
SEASON HIGHS															
	PTS	REBS	ASTS	STLS	BLKS	MIN	FGM	FGA	3PM	3PA	FTM	FTA			
2018	35	16	8	3	7	39:32	16	24	0	0	14	18			
2019	39	12	5	3	7	40:52	14	20	0	1	11	14			
2020	31	16	4	4	5	38:52	11	21	0	0	12	12			
2021	30	15	8	4	3	43:18	10	24	1	1	12	12			
2022	35	16	5	4	5	37:56	13	24	3	5	13	15			
2023	53	15	5	5	6	36:27	17	25	1	3	20	21			
2024	42	20	6	6	6	41:28	16	28	3	6	13	14			
2025															

MILESTONES REACHED				UPCOMING CAREER MILESTONES			
Mark	Opponent	Date	Game #	Mark	Category	Current	Needs
1st Point	@ Connecticut	5/20/2018	1	500	Assists	491	9
1,000th Point	Phoenix	8/20/2019	53	5,000	Points	4,782	218
2,000th Point	Washington	8/17/2021	104	100	Double-Doubles	99	1
3,000th Point	@ Connecticut	6/8/2023	157				
4,000th Point	@ Los Angeles	6/9/2024	198				
1,000th Rebound	@ Chicago	5/28/2022	122				
2,000th Rebound	Atlanta	8/30/2024	220				
200th Steal	Phoenix	9/10/2023	189				
100th Block	@ Phoenix	9/8/2019	59				
400th Block	@ Seattle	7/10/2024	210				

10+ REBOUNDS & ASSISTS GAMES						10+ POINT GAMES					
	REB	REB	ASTS	DUB-DUBS		SCORING					
YEAR	10+	20+	10+	PT/REB	PT/AST	YEAR	10+	20+	30+	40+	50+
2018	10	0	0	10	0	2018	33	18	3	0	0
2019	3	0	0	3	0	2019	23	7	1	0	0
2020	7	0	0	7	0	2020	22	15	1	0	0
2021	17	0	0	17	0	2021	30	14	1	0	0
2022	17	0	0	17	0	2022	34	20	1	0	0
2023	22	0	0	22	0	2023	38	29	6	2	1
2024	23	1	0	23	0	2024	38	34	11	2	0
2025	0	0	0	0	0	2025	0	0	0	0	0
Totals	99	1	0	99	0	Totals	218	137	24	4	1

CAREER REGULAR SEASON STATISTICS																												
YEAR	TM	G	GS	MP	FG	FGA	FG%	3P	3PA	3P%	2P	2PA	2P%	eFG%	FT	FTA	FT%	OR	DR	REB	RPG	A	S	B	TO	PF	PTS	PPG
2018 *	LVA	33	33	1010	245	530	.462	0	0	----	245	530	.462	.462	192	248	.774	66	198	264	8.0	74	27	55	46	68	682	20.7
2019 *	LVA	26	25	739	158	330	.479	0	1	.000	158	329	.480	.479	114	144	.792	42	125	167	6.4	47	13	45	56	52	430	16.5
2020	LVA	22	22	697	166	346	.480	0	0	----	166	346	.480	.480	118	151	.781	34	154	188	8.5	45	27	44	35	49	450	20.5
2021 *	LVA	32	32	1021	207	466	.444	1	1	1.000	206	465	.443	.445	169	193	.876	63	235	298	9.3	98	28	40	46	49	584	18.3
2022 *	LVA	36	36	1080	260	519	.501	31	83	.373	229	436	.525	.531	152	187	.813	66	273	339	9.4	75	52	70	61	76	703	19.5
2023 *	LVA	40	40	1228	335	601	.557	9	29	.310	326	572	.570	.565	233	287	.812	82	298	380	9.5	64	55	89	62	85	912	22.8
2024	LVA	38	38	1308	385	743	.518	19	60	.317	366	683	.536	.531	232	275	.844	79	372	451	11.9	88	68	98	48	67	1021	26.9
2025	LVA																											
Career		227	226	7084	1756	3535	.497	60	174	.345	1696	3361	.505	.505	1210	1485	.815	432	1655	2087	9.2	491	273	441	355	446	4782	21.1



## JACKIE YOUNG • No. 0

Guard • 5-11 • Notre Dame '19 • 6th Year

### WNBA CAREER HIGHLIGHTS

- 2022 & 2023 WNBA Championship
- 2022 WNBA Most Improved Player Award Winner
- 2023 All-WNBA Second Team
- 2024, 2023 & 2022 WNBA All-Star
- 1-time Western Conference Player of the Week

### INTERNATIONAL CAREER (USA)

- Claimed gold at the 2024 Paris Olympics and, along with Kelsey Plum, are the first to claim gold in both 3x3 and five-on-five; averaged 9.5 ppg, 2.3 apg and 1.5 spg.
- 2020 Olympic gold medalist (3x3)
- Helped the USA finish first at the 2024 Olympic Qualifying Tournament in Belgium.

### 2024 (LAS VEGAS)

- Notched a career-first points/assists double-double with 22 points and 11 assists against LA on May 18.

### 2023 (LAS VEGAS)

- Won WNBA Championship
- All-Star Game starter
- Named All-WNBA & Associated Press All-League Second Team
- Scored a career-high 30 points (12-18 FGs, 4-7 3pt FGs, 2-4 FTs) at LA on May 25
- Scored 20 or more points in 15 games
- Had 1 double-double with 24 points and 10 rebounds vs Chicago on Aug. 24

### 2022 (LAS VEGAS)

- Won WNBA Championship
- Named WNBA Most Improved Player
- Named WNBA Western Conference Player of the Week for games played May 16-22
- Scored in double figures in 30 of 34 games, including 11 games of 20 or more, and a season-high 26 vs. Connecticut on June 2

### 2021 (LAS VEGAS)

- Scored a career-high 29 points vs. Minnesota on Sept. 8

- Her 14 made field goals on September 8 vs. Minnesota were tied for the most in the league this year, and are the most by a WNBA player since the 2018 season
- Handed out a season-high 6 assists vs. Atlanta on July 4
- Picked up a season-high 4 steals vs. Dallas on Sept. 13.

### 2019 (LAS VEGAS)

- Became the second Notre Dame player to be drafted No. 1 overall (Jewell Loyd)
- Became the third junior to be drafted No. 1 overall (Candace Parker, Tennessee, 2008; Jewell Loyd, Notre Dame, 2015)
- Handed out a career-high 10 assists on 2 occasions—vs. Phoenix on August 20, and vs. Indiana on June 29.
- Recorded her first career double-double vs. Phoenix on August 20, handing out 10 assists and grabbing 10 rebounds. She narrowly missed a triple-double, scoring 8 points.
- Averaged 8.3 points, and 4.9 assists, while connecting on 38.9% of her 3-pointers, and 88.1% from the free throw line after the All-Star Break (14 regular season games).

### COLLEGIATE CAREER

- 2018 NCAA Champion
- 2019 AP All-America honorable mention
- 2019 ACC Tournament MVP
- 2019 All-ACC second team
- 2017 ACC All-Freshman Team
- Hit the game-tying jumper with 45 seconds remaining in the 2018 national championship game vs Mississippi State, knotting the score at 58-all. Also secured the steal with three seconds left that set-up Arike Ogunbowale's game-winning shot.

### HIGH SCHOOL CAREER

- 2016 Naismith Player of the Year
- 2016 Indiana's Miss Basketball

### PERSONAL

- Hails from Princeton, Indiana
- Has played professionally in the offseason in Australia, Israel and Turkey.

### GO TO JACKIE YOUNG'S COMPLETE BIO ONLINE

- Online bio includes items such as expanded WNBA statistics, more notes, college, international and USA Basketball statistics, and more!

### RECORD WITHOUT

Year	Games Missed	Record With	Record Without
2019	0	21-13	0-0
2020	0	18- 4	0-0
2021	0	24- 8	0-0
2022	2	24-10	2-0
2023	0	34- 6	0-0
2024	3	24-12	2-1
Totals	5	145-53	3-1



JACKIE YOUNG • No. 0

WNBA RANKINGS										2025 REGULAR SEASON HIGHS							
	PPG	RPG	APG	SPG	BPG	MPG	FG%	3G%	FT%	PTS							
2019	---	---	---	---	---	---	---	---	---	REBS							
2020	---	---	23rd	---	---	---	16th	---	---	ASTS							
2021	25th	---	18th	23rd	---	11th	11th	---	21st	STLS							
2022	12th	---	14th	13th	---	3rd	22nd	3rd	13th	BLKS							
2023	11th	---	15th	14th	---	18th	7th	2nd	16th	MINS							
2024	16th	---	7th	29th	---	12th	---	---	11th	CAREER REGULAR SEASON HIGHS							
SEASON HIGHS										PTS	34	@	Phoenix	June 13, 2024			
	PTS	REBS	ASTS	STLS	BLKS	MIN	FGM	FGA	3PM	3PA	FTM	FTA	REBS	11	@	Seattle	May 18, 2021
2019	17	10	10	3	2	35:08	5	14	2	3	9	12	ASTS	14	@	Phoenix	Sept. 1, 2024
2020	20	7	9	4	1	32:42	8	15	1	2	5	6	STLS	4	5x,	Last vs. Los Angeles	Aug. 19, 2023
2021	29	11	6	4	2	40:27	14	19	1	3	10	10	BLKS	2	5x,	Last vs. Phoenix	May 14, 2024
2022	26	9	9	3	2	41:21	9	19	4	7	8	8	MINS	41		Washington	June 25, 2022
2023	30	10	8	4	1	37:31	12	21	5	9	8	9					
2024	34	8	14	3	2	40:00	11	23	7	13	9	10					

MILESTONES REACHED				UPCOMING MILESTONES			
Mark	Opponent	Date	Game #	Mark	Category	Current	Needs
1st Point	Los Angeles	5/26/2019	1	3,000	Points	2,685	315
1,000th Point	Los Angeles	5/23/2022	96				
2,000th Point	Chicago	8/24/2023	156				
500th Assist	New York	6/29/2023	137				
500th Rebound	Minnesota	5/28/2023	126				
200th Steal	New York	8/17/2024	186				

10+ REBOUNDS & ASSISTS GAMES						10+ POINT GAMES			
	REB	ASTS	DUB-DUBS			SCORING			
YEAR	10+	10+	PT/REB	PT/AST	REB/AST	YEAR	10+	20+	30+
2019	1	1	0	0	1	2019	7	0	0
2020	0	0	0	0	0	2020	12	2	0
2021	2	0	2	0	0	2021	21	4	0
2022	0	0	0	0	0	2022	30	11	0
2023	1	0	1	0	0	2023	37	15	1
2024	0	5	0	5	0	2024	29	11	2
2025	0	0	0	0	0	2025	0	0	0
Totals	4	6	3	5	1	Totals	136	43	3

CAREER REGULAR SEASON STATISTICS																												
YEAR	TM	G	GS	MP	FG	FGA	FG%	3P	3PA	3P%	2P	2PA	2P%	eFG%	FT	FTA	FT%	OR	DR	REB	RPG	A	S	B	TO	PF	PTS	PPG
2019	LVA	34	34	767	76	236	.322	14	44	.318	62	192	.323	.352	59	73	.808	23	88	111	3.3	153	26	12	53	47	225	6.6
2020	LVA	22	0	568	93	189	.492	3	13	.231	90	176	.511	.500	52	61	.852	18	77	95	4.3	67	15	2	35	39	241	11.0
2021	LVA	32	32	1018	155	307	.505	5	20	.250	150	287	.523	.513	75	90	.833	21	110	130	4.1	103	36	11	47	58	390	12.2
2022	LVA	34	34	1129	191	401	.476	50	116	.431	141	285	.495	.539	110	128	.859	43	105	148	4.4	132	48	8	43	81	542	15.9
2023	LVA	40	40	1259	249	476	.523	89	198	.449	160	278	.576	.617	117	135	.867	26	134	160	4.0	151	52	5	70	80	704	17.6
2024	LVA	37	37	1205	201	467	.430	70	208	.337	131	259	.506	.505	111	128	.867	26	135	161	4.4	197	37	8	78	92	583	15.8
2025	LVA																											
Career		199	177	5944	965	2075	.465	231	599	.386	734	1476	.497	.521	524	615	.852	156	649	805	4.0	803	214	46	326	397	2685	13.5



LAS VEGAS ACES GAME NOTES (STATS & RANKINGS THROUGH END OF 2024 SEASON)

LAST 5 GAMES (REGULAR SEASON)

KIERSTAN BELL

GAME	W/L	MIN	PTS	FGM	FGA	FG%	3PM	3PA	3P%	FTM	FTA	FT%	ORB	DRB	REB	AT	TO	ST	BK	PF	~/-
9/19/24 - LVA vs. DAL	W	24	12	4	11	36.4	3	6	50.0	1	2	50.0	1	3	4	5	0	0	1	3	12
9/15/24 - LVA vs. CON	W	1	0	0	1	0.0	0	1	0.0	0	0	0.0	0	0	0	0	0	0	0	0	0
9/1/24 - LVA @ PHO	W	1	0	0	0	0.0	0	0	0.0	0	0	0.0	0	0	0	0	0	0	0	0	-2
7/7/24 - LVA vs. DAL	W	2	0	0	0	0.0	0	0	0.0	0	0	0.0	0	0	0	0	0	0	0	0	-3
7/4/24 - LVA vs. WAS	W	7	5	2	4	50.0	1	1	100	0	0	0.0	0	1	1	0	0	0	0	2	-9

CRYSTAL BRADFORD

GAME	W/L	MIN	PTS	FGM	FGA	FG%	3PM	3PA	3P%	FTM	FTA	FT%	ORB	DRB	REB	AT	TO	ST	BK	PF	~/-
8/24/21 - ATL vs. CHI	L	14	7	3	7	42.9	1	4	25.0	0	0	0.0	2	3	5	2	0	0	1	1	-9
8/21/21 - ATL vs. PHO	L	28	13	6	13	46.2	1	4	25.0	0	1	0.0	2	3	5	1	3	2	1	5	-9
8/19/24 - ATL @ LAS	L	22	7	3	7	42.9	1	4	25.0	0	1	0.0	0	5	5	2	1	2	2	3	-4
8/17/21 - ATL @ LAS	L	33	10	4	11	36.4	1	4	25.0	1	4	25.0	3	5	8	3	0	0	2	2	-11
8/15/21 - ATL @ PHO	L	27	9	4	15	26.7	0	3	0.0	1	2	50.0	4	3	7	1	0	0	0	4	-13

QUEEN EGBO

GAME	W/L	MIN	PTS	FGM	FGA	FG%	3PM	3PA	3P%	FTM	FTA	FT%	ORB	DRB	REB	AT	TO	ST	BK	PF	~/-
9/19/24 - LVA vs. DAL	W	15	8	4	6	66.7	0	0	0.0	0	0	0.0	1	4	5	0	2	1	0	2	5
9/15/24 - LVA vs. CON	W	1	0	0	0	0.0	0	0	0.0	0	0	0.0	0	0	0	0	0	0	0	0	0
9/8/24 - LVA @ NYL	L	1	0	0	0	0.0	0	0	0.0	0	0	0.0	0	0	0	0	0	0	0	0	-6
6/28/24 - LAS @ PHO	L	1	0	0	0	0.0	0	0	0.0	0	0	0.0	0	1	1	0	1	0	0	0	5
6/22/24 - LAS @ NYL	L	3	2	1	1	100	0	0	0.0	0	0	0.0	1	1	2	0	0	0	0	1	-4

DANA EVANS

GAME	W/L	MIN	PTS	FGM	FGA	FG%	3PM	3PA	3P%	FTM	FTA	FT%	ORB	DRB	REB	AT	TO	ST	BK	PF	~/-
9/19/24 - CHI @ CON	L	22	14	5	12	41.7	2	6	33.3	2	2	100	0	0	0	2	1	1	1	1	-11
9/17/24 - CHI @ ATL	L	10	3	1	4	25.0	0	2	0.0	1	1	100	0	1	1	1	0	0	1	1	-14
9/15/24 - CHI vs. PHO	L	20	13	4	7	57.1	3	3	100	2	2	100	0	2	2	5	0	0	0	2	-1
9/13/24 - CHI @ MIN	L	12	3	1	3	33.3	1	3	33.3	0	0	0.0	0	1	1	2	0	0	1	2	-13
9/11/24 - CHI vs. WAS	L	17	4	2	7	28.6	0	4	0.0	0	0	0.0	0	0	0	1	0	0	2	1	-11

CHELSEA GRAY

GAME	W/L	MIN	PTS	FGM	FGA	FG%	3PM	3PA	3P%	FTM	FTA	FT%	ORB	DRB	REB	AT	TO	ST	BK	PF	~/-
Sep 17, 2024 - LVA @ SEA	W	30	13	5	14	35.7	3	8	37.5	0	0	0.0	1	5	6	5	1	0	2	0	15
Sep 15, 2024 - LVA vs. CON	W	25	9	4	8	50.0	1	2	50.0	0	0	0.0	0	2	2	3	2	0	4	0	22
Sep 13, 2024 - LVA @ IND	W	30	21	7	11	63.6	2	4	50.0	5	7	71.4	0	2	2	6	1	0	2	0	5
Sep 11, 2024 - LVA @ IND	W	29	11	4	9	44.4	0	2	0.0	3	3	100	1	0	1	4	2	2	3	2	-2
Sep 08, 2024 - LVA @ NYL	L	30	3	1	7	14.3	1	4	25.0	0	0	0.0	0	4	4	6	3	2	3	2	-7

MEGAN GUSTAFSON

GAME	W/L	MIN	PTS	FGM	FGA	FG%	3PM	3PA	3P%	FTM	FTA	FT%	ORB	DRB	REB	AT	TO	ST	BK	PF	~/-
9/19/24 - LVA vs. DAL	W	29	24	9	16	56.3	2	6	33.3	4	5	80.0	5	2	7	1	1	2	2	3	19
9/17/24 - LVA @ SEA	W	8	0	0	0	0.0	0	0	0.0	0	0	0.0	0	1	1	0	0	0	0	1	-3
9/15/24 - LVA vs. CON	W	19	8	3	5	60.0	2	2	100	0	0	0.0	0	2	2	0	2	1	0	2	-4
9/13/24 - LVA @ IND	W	3	3	1	1	100	1	1	100	0	0	0.0	0	0	0	0	0	0	0	1	6
9/11/24 - LVA @ IND	W	5	2	1	1	100	0	0	0.0	0	0	0.0	0	0	0	0	0	0	0	0	9

DEJA KELLY

GAME	W/L	MIN	PTS	FGM	FGA	FG%	3PM	3PA	3P%	FTM	FTA	FT%	ORB	DRB	REB	AT	TO	ST	BK	PF	~/-
Rookie																					

LIZ KITLEY

GAME	W/L	MIN	PTS	FGM	FGA	FG%	3PM	3PA	3P%	FTM	FTA	FT%	ORB	DRB	REB	AT	TO	ST	BK	PF	~/-
Rookie																					

JEWELL LOYD

GAME	W/L	MIN	PTS	FGM	FGA	FG%	3PM	3PA	3P%	FTM	FTA	FT%	ORB	DRB	REB	AT	TO	ST	BK	PF	~/-
9/13/24 - SEA @ DAL	W	35	15	5	17	29.4	0	4	0.0	5	5	100	1	4	5	6	1	0	3	1	12
9/11/24 - SEA @ LAS	W	31	12	3	15	20.0	1	6	16.7	5	5	100	0	2	2	5	0	0	1	1	14
9/7/24 - SEA vs. PHO	W	22	20	7	14	50.0	3	6	50.0	3	3	100	1	3	4	1	0	0	0	1	6
9/5/24 - SEA @ NYL	L	32	6	3	8	37.5	0	3	0.0	0	0	0.0	0	6	6	1	0	0	1	1	0
9/3/24 - SEA @ CON	W	32	17	5	16	31.3	3	8	37.5	4	7	57.1	1	4	5	4	1	1	2	1	10



LAST 5 GAMES (REGULAR SEASON)

TIFFANY MITCHELL

GAME	W/L	MIN	PTS	FGM	FGA	FG%	3PM	3PA	3P%	FTM	FTA	FT%	ORB	DRB	REB	AT	TO	ST	BK	PF	~/-
7/16/24 - CON @ NYL	L	21	5	1	3	33.3	1	2	50.0	2	3	66.7	0	0	0	0	1	0	0	2	6
7/14/24 - CON vs. PHO	W	10	4	2	5	40.0	0	1	0.0	0	0	0.0	1	2	3	1	2	0	1	0	8
7/10/24 - CON vs. NYL	L	17	4	1	3	33.3	0	0	0.0	2	2	100	0	1	1	1	0	0	1	2	3
7/7/24 - CON vs. ATL	W	21	13	4	7	57.1	1	2	50.0	4	4	100	0	3	3	1	0	1	1	0	9
7/4/24 - CON @ MIN	W	18	4	2	6	33.3	0	1	0.0	0	0	0.0	0	0	0	0	0	0	0	2	0

AALIYAH NYE

GAME	W/L	MIN	PTS	FGM	FGA	FG%	3PM	3PA	3P%	FTM	FTA	FT%	ORB	DRB	REB	AT	TO	ST	BK	PF	~/-
Rookie																					

CHEYENNE PARKER-TYUS

GAME	W/L	MIN	PTS	FGM	FGA	FG%	3PM	3PA	3P%	FTM	FTA	FT%	ORB	DRB	REB	AT	TO	ST	BK	PF	~/-
8/18/24 - ATL vs. CON	W	0	0	0	1	0.0	0	0	0.0	0	0	0.0	0	0	0	0	0	0	0	0	0
8/16/24 - ATL vs. SEA	W	11	2	1	2	50.0	0	0	0.0	0	0	0.0	0	1	1	0	0	0	3	1	-8
7/17/24 - ATL @ MIN	L	26	16	5	5	100	0	0	0.0	6	6	100	0	5	5	2	3	1	6	4	-5
7/14/24 - ATL @ SEA	L	22	8	3	8	37.5	0	0	0.0	2	2	100	4	4	8	3	2	2	0	1	-8
7/12/24 - ATL vs. LVA	L	21	17	7	9	77.8	0	1	0.0	3	4	75.0	1	6	7	0	2	0	1	0	7

KIAH STOKES

GAME	W/L	MIN	PTS	FGM	FGA	FG%	3PM	3PA	3P%	FTM	FTA	FT%	ORB	DRB	REB	AT	TO	ST	BK	PF	~/-
9/19/24 - LVA vs. DAL	W	17	3	1	3	33.3	1	3	33.3	0	0	0.0	0	5	5	1	1	0	0	0	8
9/17/24 - LVA @ SEA	W	14	0	0	0	0.0	0	0	0.0	0	0	0.0	0	3	3	0	0	0	0	0	6
9/15/24 - LVA vs. CON	W	23	3	1	3	33.3	1	3	33.3	0	0	0.0	1	4	5	2	1	1	0	1	19
9/13/24 - LVA @ IND	W	25	0	0	2	0.0	0	2	0.0	0	0	0.0	0	4	4	0	2	2	1	5	-3
9/11/24 - LVA @ IND	W	17	3	1	1	100	1	1	100	0	0	0.0	0	6	6	0	0	0	0	2	-3

HARMONI TURNER

GAME	W/L	MIN	PTS	FGM	FGA	FG%	3PM	3PA	3P%	FTM	FTA	FT%	ORB	DRB	REB	AT	TO	ST	BK	PF	~/-
Rookie																					

A'JA WILSON

GAME	W/L	MIN	PTS	FGM	FGA	FG%	3PM	3PA	3P%	FTM	FTA	FT%	ORB	DRB	REB	AT	TO	ST	BK	PF	~/-
9/17/24 - LVA @ SEA	W	35	21	9	18	50.0	0	0	0.0	3	4	75.0	0	7	7	2	1	0	1	1	9
9/15/24 - LVA vs. CON	W	35	29	13	25	52.0	0	3	0.0	3	5	60.0	1	8	9	3	0	2	0	2	11
9/13/24 - LVA @ IND	W	36	15	6	15	40.0	0	1	0.0	3	4	75.0	0	17	17	1	1	2	1	1	9
9/11/24 - LVA @ IND	W	34	27	11	28	39.3	0	0	0.0	5	7	71.4	3	9	12	2	2	3	0	0	5
9/6/24 - LVA @ CON	W	37	20	8	15	53.3	0	0	0.0	4	6	66.7	0	8	8	0	2	2	2	2	7

JACKIE YOUNG

GAME	W/L	MIN	PTS	FGM	FGA	FG%	3PM	3PA	3P%	FTM	FTA	FT%	ORB	DRB	REB	AT	TO	ST	BK	PF	~/-
9/17/24 - LVA @ SEA	W	29	16	7	10	70.0	1	3	33.3	1	2	50.0	0	4	4	6	0	0	1	3	4
9/15/24 - LVA vs. CON	W	29	13	5	11	45.5	3	7	42.9	0	0	0.0	2	6	8	7	0	0	1	2	13
9/13/24 - LVA @ IND	W	33	12	5	13	38.5	1	6	16.7	1	1	100	0	2	2	6	1	0	1	4	6
9/11/24 - LVA @ IND	W	30	6	3	8	37.5	0	3	0.0	0	0	0.0	0	3	3	4	0	0	2	5	-3
9/8/24 - LVA @ NYL	L	32	12	4	11	36.4	2	4	50.0	2	2	100	0	0	0	3	1	0	1	5	-8



LAS VEGAS ACES GAME NOTES (STATS & RANKINGS THROUGH END OF 2024 SEASON)

ACES 2025 GAME-BY-GAME STATS

2025 PRESEASON (0-0)

GAME	W/L	MIN	PTS	FGM	FGA	FG%	3PM	3PA	3P%	FTM	FTA	FT%	ORB	DRB	REB	AT	TO	ST	BK	PF	~/-
5/2 - LVA vs DAL																					
5/6 - LVA vs PHX																					

2024 REGULAR SEASON (27-13)

GAME	W/L	MIN	PTS	FGM	FGA	FG%	3PM	3PA	3P%	FTM	FTA	FT%	ORB	DRB	REB	AT	TO	ST	BK	PF	~/-
9/19 - LVA vs. DAL	W	40	98	35	75	46.7	15	37	40.5	13	16	81.3	10	28	38	22	13	8	7	15	14
9/17 - LVA @ SEA	W	40	85	32	60	53.3	9	20	45.0	12	14	85.7	3	28	31	18	11	5	2	11	13
9/15 - LVA vs. CON	W	40	84	35	71	49.3	10	24	41.7	4	6	66.7	4	29	33	24	7	5	4	14	13
9/13 - LVA @ IND	W	40	78	28	70	40.0	9	30	30.0	13	18	72.2	1	30	31	22	9	7	4	18	4
9/11 - LVA @ IND	W	40	86	31	70	44.3	10	22	45.5	14	17	82.4	6	28	34	20	10	6	6	14	11
9/08 - LVA @ NYL	L	40	71	23	64	35.9	15	33	45.5	10	10	100.0	2	25	27	18	12	7	4	23	-4
9/06 - LVA @ CON	W	40	72	25	65	38.5	6	20	30.0	16	19	84.2	7	26	33	17	15	9	2	16	5
9/03 - LVA vs. CHI	W	40	90	32	61	52.5	8	24	33.3	18	21	85.7	5	26	31	25	13	12	6	15	19
9/01 - LVA @ PHO	W	40	97	37	66	56.1	11	32	34.4	12	15	80.0	6	29	35	32	14	10	2	15	18
8/30 - LVA vs. ATL	W	40	83	31	69	44.9	10	29	34.5	11	16	68.8	8	31	39	19	6	4	8	13	11
8/27 - LVA @ DAL	L	40	90	31	62	50.0	5	19	26.3	23	30	76.7	4	22	26	15	8	6	6	18	-3
8/25 - LVA @ CHI	W	40	77	31	81	38.3	6	24	25.0	9	10	90.0	9	35	44	18	4	6	6	15	2
8/23 - LVA @ MIN	L	40	74	26	57	45.6	7	19	36.8	15	18	83.3	1	16	17	17	20	7	1	21	-13
8/21 - LVA vs. MIN	L	40	87	33	71	46.5	13	30	43.3	8	12	66.7	9	19	28	22	9	7	2	19	-11
8/18 - LVA vs. LAS	W	40	87	30	61	49.2	8	18	44.4	19	23	82.6	1	32	33	14	18	15	5	14	16
8/17 - LVA vs. NYL	L	40	67	24	65	36.9	9	31	29.0	10	11	90.9	2	28	30	14	10	10	7	18	-12
7/16 - LVA vs. CHI	L	40	85	31	66	47.0	5	18	27.8	18	22	81.8	3	23	26	17	13	11	7	14	-8
7/14 - LVA @ WAS	W	40	89	34	70	48.6	8	25	32.0	13	17	76.5	8	33	41	24	12	7	7	13	12
7/12 - LVA @ ATL	W	40	84	29	70	41.4	12	29	41.4	14	17	82.4	3	33	36	22	10	8	7	14	14
7/10 - LVA @ SEA	W	40	84	30	70	42.9	5	23	21.7	19	20	95.0	4	34	38	21	10	7	5	14	5
7/07 - LVA vs. DAL	W	40	104	37	81	45.7	14	36	38.9	16	19	84.2	10	30	40	23	9	6	6	14	19
7/05 - LVA @ LAS	L	45	93	32	67	47.8	9	24	37.5	20	22	90.9	3	40	43	24	12	1	8	29	-5
7/04 - LVA vs. WAS	W	40	98	38	64	59.4	11	23	47.8	11	11	100.0	4	32	36	31	19	8	3	20	21
7/02 - LVA vs IND	W	40	88	30	63	47.6	9	25	36.0	19	24	79.2	5	29	34	20	13	3	4	17	11
6/29 - LVA @ WAS	W	40	95	33	66	50.0	9	25	36.0	20	27	74.1	6	29	35	20	9	5	11	15	12
6/27 - LVA @ CHI	W	40	95	33	66	50.0	9	25	36.0	20	27	74.1	6	29	35	20	9	5	11	15	12
6/21 - LVA vs. CON	W	40	85	31	65	47.7	6	24	25.0	17	23	73.9	10	32	42	16	13	6	3	17	11
6/19 - LVA vs. SEA	W	40	94	35	63	55.6	8	20	40.0	16	21	76.2	3	26	29	25	15	11	4	19	11
6/15 - LVA vs. NYL	L	40	82	31	69	44.9	11	34	32.4	9	11	81.8	2	29	31	23	10	3	3	19	-8
6/13 - LVA @ PHO	W	40	103	33	69	47.8	13	30	43.3	24	25	96.0	12	25	37	17	16	6	2	16	4
6/11 - LVA vs. MIN	L	40	86	28	62	45.2	10	31	32.3	20	26	76.9	5	30	35	19	14	4	1	19	-14
6/09 - LVA @ LAS	L	40	92	30	68	44.1	11	26	42.3	21	24	87.5	4	19	23	17	6	7	6	16	-4
6/07 - LVA vs. SEA	L	40	65	21	67	31.3	7	26	26.9	16	19	84.2	3	33	36	13	14	7	10	18	-13
6/05 - LVA @ DAL	W	40	95	34	70	48.6	9	28	32.1	18	20	90.0	8	25	33	20	14	10	5	18	14
5/31 - LVA @ ATL	L	40	74	25	69	36.2	6	21	28.6	18	20	90.0	3	31	34	18	12	6	5	25	-4
5/29 - LVA @ MIN	W	40	80	30	72	41.7	10	27	37.0	10	14	71.4	11	30	41	23	16	6	5	12	14
5/25 - LVA vs. IND	W	40	99	35	73	47.9	13	35	37.1	16	18	88.9	6	30	36	24	8	7	4	14	19
5/21 - LVA vs. PHO	L	40	88	33	78	42.3	11	31	35.5	11	15	73.3	7	32	39	22	9	5	4	18	-10
5/18 - LVA vs. LAS	W	40	89	31	73	42.5	13	31	41.9	14	16	87.5	10	24	34	23	12	10	4	14	7
5/14 - LVA vs. PHO	W	40	89	29	71	40.8	6	29	20.7	25	29	86.2	8	29	37	17	11	7	5	12	9

2024 LAS VEGAS ACES REGULAR SEASON STATISTICS (27-13)

PLAYER	GP-GS	MIN	FGM-FGA	FG%	3-POINT			FTM-FTA	FT%	--- REBOUNDS ---			AST	PF-DQ	STL	TO	BLK	PTS/AVG
					FGM-FGA	FG%				FT%	OFF	DEF						
Wilson, A	38-38	1307:37	385 - 743	51.8	19-60	31.7		232 - 275	84.4	79	372	451/11.9	88	67-0	68	48	98	1021/26.9
Plum, K	38-38	1291:23	232 - 549	42.3	110-299	36.8		103 - 119	86.6	10	88	98/2.6	159	104-0	27	93	1	677/17.8
Young, J	37-37	1205:26	201 - 467	43.0	70-208	33.7		111 - 128	86.7	26	135	161/4.4	197	92-0	37	78	8	583/15.8
Hayes, T	33-5	707:44	110 - 220	50.0	33-82	40.2		60 - 84	71.4	27	65	92/2.8	69	68-0	25	28	9	313/9.5
Gray, C	27-25	701:48	84 - 206	40.8	26-77	33.8		39 - 48	81.3	5	74	79/2.9	132	37-0	34	64	19	233/8.6
Clark, A	40-18	971:43	85 - 192	44.3	47-126	37.3		23 - 28	82.1	21	124	145/3.6	70	107-0	33	55	11	240/6.0
Gustafson, M	38-7	404:45	53 - 106	50.0	22-57	38.6		13 - 17	76.5	23	50	73/1.9	9	59-0	13	14	5	141/3.7
Bell, K	6-0	43:19	6 - 16	37.5	4-8	50.0		1 - 2	50.0	1	5	6/1.0	5	5-0	0	1	0	17/2.8
Egbo, Q	3-0	17:35	4 - 6	66.7	0-0	0.0		0 - 0	0.0	1	4	5/1.7	0	2-0	2	0	1	8/2.7
Martin, K	34-2	391:52	27 - 88	30.7	22-62	35.5		11 - 12	91.7	6	48	54/1.6	30	29-0	7	21	8	87/2.6
Colson, S	31-1	247:50	27 - 64	42.2	14-37	37.8		8 - 9	88.9	1	13	14/0.5	30	23-0	15	14	5	76/2.5
Stokes, K	39-29	716:40	20 - 62	32.3	9-40	22.5		6 - 9	66.7	23	161	184/4.7	28	68-0	21	15	33	55/1.4
Cannon, E	5-0	09:15	2 - 3	66.7	0-1	0.0		0 - 0	0.0	0	2	2/0.4	1	0-0	0	1	0	4/0.8
Carter, J	2-0	04:18	0 - 1	0.0	0-0	0.0		0 - 2	0.0	0	0	0/0.0	0	0-0	0	0	0	0/0.0
Fair, D	1-0	03:56	0 - 2	0.0	0-1	0.0		0 - 0	0.0	0	0	0/0.0	2	0-0	0	0	0	0/0.0
ACES	40	8025	1236 - 2725	45.4	376-1058	35.5		607 - 733	82.8	223	1141	1627/40.7	820	661-0	282	466	198	3455/86.4
OPPONENTS	40	8025	1202 - 2779	43.3	308-879	35.0		524 - 689	76.1	295	1123	1730/43.3	795	687-5	260	533	143	3236/80.9

PLAYER	-----SINGLE GAME HIGHS-----								-----AVERAGE PER GAME-----								-----AVERAGE PER 48 MIN-----					
	MIN	REB	AST	STL	TO	BLK	PTS	MIN	REB	AST	STL	TO	BLK	PTS	REB	AST	STL	TO	BLK	PTS		
Wilson, A	41:28	20	6	6	3	6	42	34.4	11.9	2.3	1.79	1.3	2.58	26.9	13.8	2.7	2.08	1.5	3.00	31.2		
Plum, K	40:00	7	8	3	5	1	34	34.0	2.6	4.2	0.71	2.4	0.03	17.8	3.0	4.9	0.84	2.9	0.03	21.0		
Young, J	40:00	8	14	3	7	2	34	32.6	4.4	5.3	1.00	2.1	0.22	15.8	5.3	6.5	1.23	2.6	0.27	19.3		
Hayes, T	32:39	10	5	2	3	1	21	21.4	2.8	2.1	0.76	0.8	0.27	9.5	5.2	3.9	1.41	1.6	0.51	17.7		
Gray, C	33:54	8	10	3	5	2	22	26.0	2.9	4.9	1.26	2.4	0.70	8.6	4.5	7.5	1.94	3.6	1.08	13.3		
Clark, A	35:26	8	6	4	4	2	14	24.3	3.6	1.8	0.83	1.4	0.28	6.0	6.0	2.9	1.36	2.3	0.45	9.9		
Gustafson, M	29:00	7	2	2	2	2	24	10.7	1.9	0.2	0.34	0.4	0.13	3.7	7.2	0.9	1.28	1.4	0.49	13.9		
Bell, K	24:12	4	5	0	1	0	12	7.2	1.0	0.8	0.00	0.2	0.00	2.8	5.5	4.6	0.00	0.9	0.00	15.7		
Egbo, Q	15:21	5	0	2	0	1	8	5.9	1.7	0.0	0.67	0.0	0.33	2.7	11.4	0.0	4.55	0.0	2.27	18.2		
Martin, K	32:09	7	4	2	2	2	13	11.5	1.6	0.9	0.21	0.6	0.24	2.6	5.5	3.1	0.71	2.1	0.82	8.9		
Colson, S	31:38	5	4	2	4	2	13	8.0	0.5	1.0	0.48	0.5	0.16	2.5	2.3	4.8	2.42	2.3	0.81	12.3		
Stokes, K	27:32	12	3	2	3	6	11	18.4	4.7	0.7	0.54	0.4	0.85	1.4	10.3	1.6	1.17	0.8	1.84	3.1		
Cannon, E	03:33	2	1	0	1	0	2	1.9	0.4	0.2	0.00	0.2	0.00	0.8	8.6	4.3	0.00	4.3	0.00	17.3		
Carter, J	03:25	0	0	0	0	0	0	2.1	0.0	0.0	0.00	0.0	0.00	0.0	0.0	0.0	0.00	0.0	0.00	0.0		
Fair, D	03:56	0	2	0	0	0	0	3.9	0.0	2.0	0.00	0.0	0.00	0.0	0.0	20.3	0.00	0.0	0.00	0.0		

2024 DALLAS WINGS REGULAR STATISTICS (9-31)

PLAYER	GP-GS	MIN	FGM-FGA	FG%	3-POINT			FTM-FTA	FT%	--- REBOUNDS ---			AST	PF-DQ	STL	TO	BLK	PTS/AVG
					FGM-FGA	FG%				FT%	OFF	DEF						
Ogunbowale, A	38-38	1465:32	279 - 729	38.3	112-324	34.6		175 - 190	92.1	29	144	173/4.6	195	107-0	81	103	11	845/22.2
Sabally, S	15-15	512:21	89 - 209	42.6	38-84	45.2		53 - 68	77.9	18	78	96/6.4	75	48-0	19	37	8	269/17.9
Howard, N	27-26	824:47	187 - 410	45.6	11-55	20.0		89 - 124	71.8	53	129	182/6.7	78	85-1	34	76	21	474/17.6
Sims, O	9-7	305:03	61 - 114	53.5	16-32	50.0		17 - 26	65.4	11	15	26/2.9	50	15-0	15	16	4	155/17.2
McCowan, T	39-38	982:43	184 - 323	57.0	1-4	25.0		89 - 124	71.8	112	202	314/8.1	61	117-1	34	77	34	458/11.7
Siegrist, M	27-13	643:45	106 - 210	50.5	10-37	27.0		33 - 43	76.7	43	47	90/3.3	27	33-0	10	15	10	255/9.4
Billings, M	24-12	608:45	84 - 177	47.5	1-7	14.3		41 - 51	80.4	45	114	159/6.6	46	59-1	15	51	13	210/8.8
Brown, K	39-2	516:34	92 - 158	58.2	0-3	0.0		39 - 59	66.1	43	76	119/3.1	41	63-0	7	48	22	223/5.7
Sheldon, J	40-26	931:04	81 - 210	38.6	30-97	30.9		25 - 27	92.6	27	55	82/2.1	99	101-0	23	63	12	217/5.4
Uzun, S	40-19	820:10	68 - 199	34.2	20-84	23.8		19 - 23	82.6	9	56	65/1.6	119	60-0	37	73	11	175/4.4
Brown, J	14-1	141:05	15 - 31	48.4	6-12	50.0		1 - 3	33.3	7	14	21/1.5	6	16-0	4	12	4	37/2.6
Soares, S	22-3	175:28	10 - 34	29.4	2-12	16.7		2 - 2	100	18	29	47/2.1	10	18-0	2	12	8	24/1.1
Lopez Senechal, L	27-0	125:32	10 - 34	29.4	3-15	20.0		2 - 4	50.0	3	8	11/0.4	10	13-0	3	6	0	25/0.9
Bertsch, M	3-0	22:19	0 - 3	0.0	0-1	0.0		1 - 2	50.0	1	4	5/1.7	0	4-0	1	4	0	1/0.3
WINGS	40	8075	1266 - 2841	44.6	250-767	32.6		586 - 746	78.6	419	971	1718/43	817	739-3	285	626	158	3368/84.2
OPPONENTS	40	8075	1339 - 2819	47.5	342-937	36.5		665 - 825	80.6	351	970	1658/41.5	925	699-1	320	549	182	3685/92.1

PLAYER	-----SINGLE GAME HIGHS-----							-----AVERAGE PER GAME-----							-----AVERAGE PER 48 MIN-----					
	MIN	REB	AST	STL	TO	BLK	PTS	MIN	REB	AST	STL	TO	BLK	PTS	REB	AST	STL	TO	BLK	PTS
Ogunbowale, A	50:00	8	13	6	10	2	40	38.6	4.6	5.1	2.13	2.7	0.29	22.2	4.7	5.3	2.21	2.8	0.30	23.1
Sabally, S	40:40	9	7	4	4	3	28	34.2	6.4	5.0	1.27	2.5	0.53	17.9	7.5	5.9	1.48	2.9	0.62	21.0
Howard, N	40:49	13	9	4	7	3	36	30.5	6.7	2.9	1.26	2.8	0.78	17.6	8.8	3.8	1.65	3.7	1.02	23.0
Sims, O	38:56	5	9	5	3	1	25	33.9	2.9	5.6	1.67	1.8	0.44	17.2	3.4	6.6	1.97	2.1	0.52	20.3
McCowan, T	36:30	17	5	3	6	3	23	25.2	8.1	1.6	0.87	2.0	0.87	11.7	12.8	2.5	1.38	3.1	1.38	18.6
Siegrist, M	47:35	9	4	2	2	3	22	23.8	3.3	1.0	0.37	0.6	0.37	9.4	5.6	1.7	0.62	0.9	0.62	15.8
Billings, M	47:16	15	9	2	6	4	20	25.4	6.6	1.9	0.63	2.1	0.54	8.8	10.4	3.0	0.99	3.4	0.85	13.8
Brown, K	27:13	9	3	1	5	2	13	13.2	3.1	1.1	0.18	1.2	0.56	5.7	9.2	3.2	0.54	3.7	1.70	17.3
Sheldon, J	37:29	6	8	3	6	2	17	23.3	2.1	2.5	0.58	1.6	0.30	5.4	3.5	4.3	0.99	2.7	0.52	9.3
Uzun, S	35:41	5	8	4	7	3	17	20.5	1.6	3.0	0.93	1.8	0.28	4.4	3.2	5.8	1.80	3.6	0.54	8.5
Brown, J	22:54	6	3	2	3	2	15	10.1	1.5	0.4	0.29	0.9	0.29	2.6	6.0	1.7	1.13	3.4	1.13	10.5
Soares, S	32:15	9	4	1	3	4	4	8.0	2.1	0.5	0.09	0.5	0.36	1.1	10.7	2.3	0.46	2.7	1.82	5.5
Lopez Senechal, L	17:59	2	2	1	1	0	7	4.6	0.4	0.4	0.11	0.2	0.00	0.9	3.5	3.2	0.96	1.9	0.00	8.0
Bertsch, M	09:28	3	0	1	2	0	1	7.4	1.7	0.0	0.33	1.3	0.00	0.3	9.0	0.0	1.79	7.2	0.00	1.8




# LAS VEGAS ACES | MEDIA CHEAT SHEET



**1**  
**KIERSTAN BELL**  
Guard | 6-1 | 176  
FGCU | 4th Year



**8**  
**CRYSTAL BRADFORD**  
Forward | 6-0 | 170  
Central Michigan | 3rd Year



**4**  
**QUEEN EGBO**  
Forward/Center | 6-4 | 190  
Baylor | 4th Year



**11**  
**DANA EVANS**  
Guard | 5-6 | 145  
Louisville | 5th Year



**12**  
**CHELSEA GRAY**  
Guard | 5-11 | 170  
Duke | 11th Year



**17**  
**MEGAN GUSTAFSON**  
C | 6-4 | 195  
Iowa | 7th Year



**33**  
**ELIZABETH KITLEY**  
C | 6-6 | 195  
Virginia Tech | Rookie



**24**  
**JEWELL LOYD**  
Guard | 5-11 | 175  
Notre Dame | 11th Year



**3**  
**TIFFANY MITCHELL**  
Guard | 5-9 | 169  
South Carolina | 10th Year



**41**  
**KIAH STOKES**  
Center | 6-3 | 191  
Connecticut | 10th Year



**22**  
**A'JA WILSON**  
Center | 6-4 | 195  
South Carolina | 8th Year



**0**  
**JACKIE YOUNG**  
Guard | 6-0 | 165  
Notre Dame | 7th Year



**32**  
**CHEYENNE PARKER-TYUS**  
F | 6-4 | 193  
Middle Tennessee | 11th Year



**13**  
**AALIYAH NYE**  
G/F | 6-0 | n/a  
Alabama | Rookie



**14**  
**HARMONI TURNER**  
Guard | 5-10 | n/a  
Harvard | Rookie



**2**  
**DEJA KELLY**  
Guard | 5-8 | n/a  
Oregon | Rookie



**BECKY HAMMON**  
Head Coach



**CHARLENE THOMAS-SWINSON**  
Assistant Coach



**TY ELLIS**  
Assistant Coach



**LARRY LEWIS**  
Assistant Coach

## PRONUNCIATION GUIDE

Kierstan (**KEER**-stin) Bell  
Megan Gustafson (**GUST**-uff-sun)  
Aaliyah (**uh**-LEE-uh) Nye (**NY** - rhymes with eye)  
Kiah (**KEE**-uh) Stokes  
A'ja (**A**-zhuh - like the continent, Asia) Wilson