LAS VEGAS ACES (27-13, 2-0) vs. NEW YORK LIBERTY (32-8,2-0)

Sunday, Sept. 29, 2024 | Barclays Center | Brooklyn, NY

Time TBD PT | TV: TBD | Radio: ESPN 100.9 FM & 1100 AM

WNBA Playoffs | Semifinals | Game 1

SCHEDULE & RESULTS

Date		Opponent	TV	PT
May (4-2)				
14		Phoenix	W	89-80
18		Los Angeles	W	89-82
21		Phoenix	L	88-98
25		Indiana	W	99-80
29	@	Minnesota	W	80-66
31	@	Atlanta	L	74-78
June (6-4)				
5	@	Dallas (CC)	W	95-81
7		Seattle (CC)	L	65-78
9	@	Los Angeles (CC)	L	92-96
11		Minnesota (CC)	L	86-100
13	@	Phoenix (CC)	W	103-99
15		**New York**	**L**	**82-90**
19		Seattle	W	94-83
21		Connecticut	W	85-74
27	@	Chicago	W	95-83
29	@	Washington	W	88-77
July (6-2)				
2	$	Indiana	W	88-69
4		Washington	W	98-77
5	@	Los Angeles	L (OT)	93-98
7		Dallas	W	104-85
10	@	Seattle	W	84-79
12	@	Atlanta	W	84-70
14	@	Washington	W	89-77
16		Chicago	L	85-93
19-20		***All-Star Weekend (Phoenix)***		
		Olympic Break		
August (3-4)				
17		**New York**	**L**	**79-67**
18		Los Angeles	W	87-71
21		Minnesota	L	98-87
23	@	Minnesota	L	74-87
25	@	Chicago	W	77-75
27	@	Dallas	L	90-93
30		Atlanta	W	83-72
September (10-1)				
1	@	Phoenix	W	97-79
3	$	Chicago	W	90-71
6	@	Connecticut	W	72-67
8	**@**	**New York**	**L**	**71-75**
11	@	Indiana	W	86-75
13	@	Indiana	W	78-74
15		Connecticut	W	84-71
17	@	Seattle	W	85-72
19		Dallas	W	98-84
22		Seattle ^	W ^	78-67
24		Seattle ^	W ^	83-76
29	@	New York %		
October (0-0)				
1	@	New York %		
4		New York %		
6		New York % *		
8	@	New York % *		

^ First Round *% Semifinals* ** If Necessary*
$ T-Mobile Arena

ACES MEDIA RELATIONS CONTACTS

John Maxwell, Vice President
JMaxwell@LasVegasAces.com
951-203-3208

Caroline Williams, Asst. Director
CWilliams@LasVegasAces.com
725-289-8896

HOLE CARDS

0



JACKIE YOUNG

G • 6-0 • 6th Year • Notre Dame '19

	PPG	RPG	APG	SPG	FG%	3P%	FT%	MIN
2024 Playoffs	10.5	8.0	3.5	1.0	.348	.375	1.000	30.0
Career Playoffs	10.6	4.0	3.3	0.8	.389	.432	.919	27.4
2024	15.8	4.4	5.3	1.0	.430	.337	.867	32.6
Career	13.5	4.0	4.0	1.1	.465	.386	.853	29.9

2024 REG SEAS HIGHS: PTS (34), **REB** (8), **AST** (14), **STL** (3), **BLK** (2), **FGM** (11), **3PM** (7), **FTM** (9)

- 2x WNBA Champion
- 3x All-Star
- 2022 Most Improved
- 2023 All-WNBA 2nd
- 2019 All-Rookie
- 2x Olympic gold (3x3 in 2020)

10



KELSEY PLUM

G • 5-8 • 7th Year • Washington '17

	PPG	RPG	APG	SPG	FG%	3P%	FT%	MPG
2024 Playoffs	15.5	3.0	2.5	0.5	.522	.200	.714	30.5
Career Playoffs	17.5	3.5	4.3	0.9	.440	.362	.886	33.7
2024	17.8	2.6	4.2	0.7	.423	.368	.866	34.0
Career	14.3	2.5	4.0	0.9	.432	.390	.882	28.8

2024 REG SEAS HIGHS: PTS (34), **REB** (7), **AST** (8), **STL** (3), **BLK** (1), **FGM** (11), **3PM** (7), **FTM** (8)

- 2x WNBA Champion
- 2022 All-WNBA 1st
- 3x All-Star, 2022 MVP
- 2021 6th POY
- 2x Olympic gold (3x3 in 2020)
- 2x Word Cup gold

22

A'JA WILSON

C • 6-4 • 7th Year • South Carolina '18

	PPG	RPG	APG	BPG	FG%	3P%	FT%	MPG
2024 Playoffs	22.5	10.5	2.0	3.5	.474	.500	1.000	36.5
Career Playoffs	19.6	9.9	2.0	2.2	.505	.250	.820	34.7
2024	26.9	11.9	2.3	2.6	.518	.317	.844	34.4
Career	21.1	9.2	2.2	1.9	.497	.345	.815	31.2

2024 RS HIGHS: PTS (42), **REB** (20), **AST** (6), **STL** (6), **BLK** (6), **FGM** (16), **3PM** (3), **FTM** (13)

- 2x WNBA Champion
- 2x M'VP
- 2023 Finals M'VP
- 2x DPOY ♦ 6x All-Star
- 5x All-WNBA ♦ 2018 ROY & All-Rookie
- 2x Olympic gold
- 2x World Cup gold
- 2022 WC M'VP

41

KIAH STOKES

C • 6-3 • 9th Year • Connecticut '15

	PPG	RPG	APG	BPG	FG%	3P%	FT%	MPG
2024 Playoffs	0.0	7.5	0.0	0.5	----	----	----	17.0
Career Playoffs	3.3	6.6	0.6	0.7	.480	.333	.800	22.9
2024	1.4	4.7	0.7	0.8	.323	.225	.667	18.4
Career	3.6	5.7	0.7	1.1	.493	.221	.677	20.0

2024 REG SEAS HIGHS: PTS (11), **REB** (12), **AST** (3), **STL** (2), **BLK** (6), **FGM** (4), **3PM** (3), **FTM** (2)

- 2x WNBA Champion
- 2015 All-Defensive 2nd
- 2015 All-Rookie

12

CHELSEA GRAY

G • 5-11 • 10th Year • Duke '14

	PPG	RPG	APG	SPG	FG%	3P%	FT%	MPG
2024 Playoffs	14.0	3.0	8.0	1.0	.391	.375	1.000	32.0
Career Playoffs	14.9	3.3	5.7	1.2	.470	.408	.878	31.5
2024	8.6	2.9	4.9	1.3	.408	.338	.813	26.0
Career	12.0	3.1	5.0	1.2	.462	.382	.865	27.9

2024 REG SEAS HIGHS: PTS (22), **REB** (6), **AST** (10), **STL** (3), **BLK** (2), **FGM** (8), **3PM** (3), **FTM** (5)

- 3x WNBA Champion
- 2022 Finals MVP
- 7x All-Star
- 3x All-WNBA
- 2x Olympic gold
- 2022 World Cup gold

THE TURN

NO	NAME	POS	HGT	YR	G	MIN	PTS	REB	AST	FG%	3P%	FT%
1	Kierstan Bell	F	6-1	3rd	6	7.2	2.8	1.0	0.8	.375	.500	.500
	2024 Playoffs	**DNP**										
7	Alysha Clark	F	5-11	12th	40	24.3	6.0	3.6	1.8	.443	.373	.821
	2024 Playoffs				**2**	**18.0**	**3.5**	**2.5**	**1.5**	**.333**	**.250**	**1.000**
51	Sydney Colson	G	5-8	10th	31	8.0	2.5	0.5	1.0	.422	.378	.889
	2024 Playoffs				**2**	**5.0**	**0.0**	**0.0**	**0.0**	**.000**	**.000**	**.---**
4	Queen Egbo	F/C	6-4	3rd	3	6.0	2.7	1.7	0.0	.667	.---	.---
	2024 Playoffs	**DNP**										
17	Megan Gustafson	C	6-4	6th	38	10.7	3.7	1.9	0.2	.500	.386	.765
	2024 Playoffs				**2**	**5.0**	**0.0**	**0.5**	**0.0**	**.000**	**.000**	**.---**
15	Tiffany Hayes	G	5-10	12th	33	21.5	9.5	2.8	2.1	.500	.402	.714
	2024 Playoffs				**2**	**25.5**	**14.5**	**4.0**	**2.0**	**.632**	**.750**	**1.000**
20	Kate Martin	G	6-0	R	34	11.5	2.6	1.6	0.9	.307	.355	.917
	2024 Playoffs	**DNP**										

CONGRATULATIONS!

If you are reading this, it means that you have made the wise decision to cover a WNBA game featuring the defending WNBA Champion Las Vegas Aces. Odds are, you a member of one of the most prestigious media outlets in the nation, and a talented print, radio or television personality.

Regardless of how these Game Notes came into your possession, welcome to year 7 of the Las Vegas Aces—our first as the two-time defending WNBA Champs.

TABLE OF CONTENTS

1 .....Schedule/Results, Media Relations Contacts, Quick Hits
2 .....Welcome!
3 .....Aces Roster & Pronunciation Guide
4-6.....Aces History vs Today's Opponent
7-15.....Season Notes
16 .....Head Coach Becky Hammon
18 .....Aces Player Bios
40 .....Aces Game-by-Game Team Statistics
41 .....Aces & Mercury Cumulative Statistics
OBC ....Media Cheat Sheet Roster

These Game Notes are designed to simplify your coverage of the Aces, but in a society that now likes to communicate in 140 ~~280~~ characters or less and 30-second Tik Tok videos, even a modest-sized set of Game Notes like this one can be intimidating.

Over the rest of this page, we will walk you through the complexities of this document to further enhance your ability to cover the most entertaining team in the WNBA.

Before we begin, we want you to know that we've gone interactive with notes again this year. **Embedded links will take you to the interweb page that contains more information on each note or tidbit of information. Click through to your heart's content**!

So let's get started. These notes are divided into 3 primary sections: Season Notes, Individual Player Profiles and Statistics.

Statistics

Let's take these items in reverse order. If all you need are our season statistics, just flip to the end of these notes. Both teams' stats are always located on the second to last page.

There is also a separate statistical packet in a different document with more detailed information about both teams.

What about box scores? Some folks like to see the box score from the previous games in Game Notes, while some folks like to peruse all of that season's box scores. Some like to see the box scores from previous meetings between the two teams playing today.

Given all these possibilities, with the exception of 2024 games between the two teams playing today, we have decided not to include any box scores ~~because we are lazy~~ in an effort to rid the planet of unnecessary paper waste. All WNBA box scores (PDFs) are located online and can be downloaded here.

Additional Notes

Notes you've seen plenty of times, are still important, but not enough to take up prime real estate in the front of the game notes.

Individual Player Profiles

Each player on the roster has at least one page of info in this doc.

Included in these are ...

- Notes from the 2024 season
- Career highlights
- Streaks that paint a statistical picture of the player's most recent efforts.
- Single-season and career highs.
- Career Stats
- Links to a more robust bio online

Additional information is available on each player's online biography, linked from various spots in the notes, including the front page, but these should give you what you need to cover the game.

Season Notes

This area is divided into 3 primary sections.

As the season progresses, the first notes will be super-specific to this year's team and players, and should tell the story of the season, essentially answering the question, "Why do the Aces have the record they have?"

The second section contains interesting milestones or tidbits about this year's team or individuals.

The third includes information from recent seasons that might (in theory) still have relevance to this year's team.

Today's Opponent

These pages let you know how the Aces have performed historically against today's opponent.

Frequently Asked Question

"I have found several typos in this document. Would you like to know about them?"

Yes, we would, but you should know that there are many people in the world who are not happy unless they find fault in the work of others. In an effort to boost their self-confidence, we have intentionally sprinkled several tpyos in this document to assist them, so we may already be aware of the typos of which you speak.

Epilogue

If you have any additional questions, please don't hesitate to reach out to the Aces Media Relations duo listed on Page 1.

Thanks again for your interest in covering the Las Vegas Aces.

Your dedicated media relations team,

Giggy and Caroline

LOCAL WATCH PARTIES

The Aces featured on 21 local broadcasts this season--FOX5 KVVU will carry a five-game slate of Aces games, and SSSEN will broadcast 21 games, including the five being carried by FOX5. SSSEN is available over the air on digital channel 5.2, cable channel 125, YouTube TV and FubuTV.

May 21		Phoenix	7:00 pm PT	SSSEN
May 25		Indiana	6:00 pm PT	SSSEN
May 29	@	Minnesota	5:00 pm PT	FOX5/SSSEN
June 5	@	Dallas (CC)	5:00 pm PT	FOX5/SSSEN
June 9	@	Los Angeles (CC)	6:00 pm PT	SSSEN
June 11		Minnesota (CC)	7:00 pm PT	SSSEN
June 13	@	Phoenix (CC)	7:00 pm PT	SSSEN
June 19		Seattle	7:00 pm PT	SSSEN
June 27	@	Chicago	4:00 pm PT	SSSEN
June 29	@	Washington	11:00 am PT	SSSEN
July 4		Washington	7:00 pm PT	SSSEN
July 10	@	Seattle	12:00 pm PT	SSSEN
July 14	@	Washington	12:00 pm PT	SSSEN
July 16		Chicago	7:00 pm PT	SSSEN
Aug. 18		Los Angeles	3:00 pm PT	FOX5/SSSEN
Aug. 27	@	Dallas	5:00 pm PT	FOX5/SSSEN
Sept. 1	@	Phoenix	1:00 pm PT	SSSEN
Sept. 3	$	Chicago	7:00 pm PT	SSSEN
Sept. 11	@	Indiana	4:00 pm PT	FOX5/SSSEN
Sept. 15		Connecticut	3:00 pm PT	SSSEN
Sept. 17	@	Seattle	7:00 pm PT	SSSEN
Sept. 19		Dallas	6:00 pm PT	SSSEN

$ Played at T-Mobile Arena

2024 LAS VEGAS ACES • ALPHABETICAL ROSTER

NO	NAME	POS	HGT	WGT	DOB	YEAR	COLLEGE/COUNTRY	HOMETOWN
1	Kierstan Bell	F	6-1	176	03/16/2000	3rd	Florida Gulf Coast	Alliance, OH
7	Alysha Clark	F	5-11	167	07/07/1987	12th	Middle Tennessee	Mount Juliet, TN
51	Sydney Colson	G	5-8	140	08/06/1989	10th	Texas A&M	Houston, TX
4	Queen Egbo	F/C	6-4	190	06/29/2000	3rd	Baylor	Houston, TX
12	Chelsea Gray	G	5-11	170	10/08/1992	10th	Duke	Manteca, CA
17	Megan Gustafson	C	6-4	195	12/13/1996	6th	Iowa	Port Wing, WI
15	Tiffany Hayes	G	5-10	155	08/20/1989	12th	Connecticut	Winter Haven, FL
20	Kate Martin	G	6-0	172	06/05/2000	R	Iowa	Edwardsville, IL
10	Kelsey Plum	G	5-8	145	08/24/1994	7th	Washington	San Diego, CA
41	Kiah Stokes	C	6-3	191	03/30/1993	9th	Connecticut	Cedar Rapids, IA
22	A'ja Wilson	C	6-4	195	08/08/1996	7th	South Carolina	Hopkins, SC
0	Jackie Young	G	6-0	165	09/16/1997	6th	Notre Dame	Princeton, IN

2024 LAS VEGAS ACES • NUMERICAL ROSTER

NO	NAME	POS	HGT	WGT	DOB	YEAR	COLLEGE/COUNTRY	HOMETOWN
0	Jackie Young	G	6-0	165	09/16/1997	6th	Notre Dame	Princeton, IN
1	Kierstan Bell	F	6-1	176	03/16/2000	3rd	Florida Gulf Coast	Alliance, OH
4	Queen Egbo	F/C	6-4	190	06/29/2000	3rd	Baylor	Houston, TX
7	Alysha Clark	F	5-11	167	07/07/1987	12th	Middle Tennessee	Mount Juliet, TN
10	Kelsey Plum	G	5-8	145	08/24/1994	7th	Washington	San Diego, CA
12	Chelsea Gray	G	5-11	170	10/08/1992	10th	Duke	Manteca, CA
15	Tiffany Hayes	G	5-10	155	08/20/1989	12th	Connecticut	Winter Haven, FL
17	Megan Gustafson	C	6-4	195	12/13/1996	6th	Iowa	Port Wing, WI
20	Kate Martin	G	6-0	172	06/05/2000	R	Iowa	Edwardsville, IL
22	A'ja Wilson	C	6-4	195	08/08/1996	7th	South Carolina	Hopkins, SC
41	Kiah Stokes	C	6-3	191	03/30/1993	9th	Connecticut	Cedar Rapids, IA
51	Sydney Colson	G	5-8	140	08/06/1989	10th	Texas A&M	Houston, TX

Head Coach	Becky Hammon
First Assistant Coach	Natalie Nakase
Asst. Coach/Head of Player Development	Tyler Marsh
Assistant Coach	Charlene Thomas-Swinson
Medical Director	Laura Ramus
Director of Health and Performance	Ciara Burgi
Lead Rehabilitation Specialist	Jerrica Thomas
Performance Coach	Jeremiah Welch
Lead Athletic Trainer	Bryson Creer

PRONUNCIATION GUIDE		PRO-NUN-C-A-SHUN GUYD
1	Kierstan Bell	KEER-stin
7	Alysha Clark	uh-LEE-sha
17	Megan Gustafson	GUST-uff-sun
41	Kiah Stokes	KEE-uh
22	A'ja Wilson	A-zhuh (like the continent, Asia)
Ciara Burgi		c-AIR-uh BURR-ghee (like the Sierra mountains)
Natalie Nakase		nuh-KAH-say

ACES VS NEW YORK ALL-TIME RESULTS

Regular Season History		Playoff History		Overall History		Streaks *(incl playoffs)*	
Overall	32-31	Overall	3-1	Overall	35-32	Overall	L 3
Home	19-13	Home	2-0	Home	21-13	Home	L 2
Road	13-18	Road	1-1	Road	14-19	Road	L 1
Overtime	1-1	Series		Overtime	1-1	Overtime	W 1

Date	H/A	Opponent	W/L	LV	NY
July 5, 1997		New York	L 1	53	66
July 17, 1997	@	New York	L 2	54	80
July 22, 1997	@	New York	W 1	78	71
August 19, 1997		New York	W 2	81	75
June 15, 1998		New York	W 3	71	60
June 21, 1998		New York	L 1	64	68
July 18, 1999	@	New York	L 2 (OT)	82	88
August 3, 1999		New York	L 3	59	61
June 3, 2000	@	New York	L 4	76	87
July 26, 2001		New York	W 1	71	63
August 8, 2001	@	New York	L 1	63	82
June 11, 2002		New York	L 2	68	71
August 5, 2003	@	New York	L 3	60	69
June 5, 2004		New York	L 4	57	62
Sept. 12, 2004	@	New York	L 5	62	64
June 21, 2005	@	New York	L 6	59	77
July 2, 2005		New York	W 1	69	57
June 10, 2006		New York	L 1	67	71
June 30, 2006	@	New York	W 1	91	78
June 16, 2007		New York	W 2	79	71
June 22, 2007	@	New York	W 3	70	63
July 8, 2008		New York	W 4	83	79
Sept. 9, 2008	@	New York	W 5	82	76
June 13, 2009		New York	W 6	63	60
June 19, 2009	@	New York	L 1	61	77
July 27, 2010	@	New York	L 2	72	77
July 1, 2011	@	New York	L 3	75	81
July 8, 2011		New York	L 4	73	76
July 8, 2012	@	New York	W 1	94	81
Sept. 18, 2012		New York	W 2	77	66
June 23, 2013	@	New York	W 3 (OT)	78	77
July 25, 2013		New York	W 4	65	53
June 5, 2014	@	New York	W 5	87	75
July 9, 2014		New York	W 6	80	66
July 15, 2015	@	New York	L 1	68	84
August 19, 2015		New York	L 2	45	73
June 11, 2016		New York	L 3	75	90
July 10, 2016	@	New York	L 4	75	76
August 26, 2016		New York	L 5	77	84
May 13, 2017	@	New York	L 6	64	73
August 1, 2017		New York	W 1	93	81
Sept. 2, 2017	@	New York	L 1	69	81
June 12, 2018	@	New York	W 1	78	63
June 22, 2018		New York	W 2	88	78
August 15, 2018		New York	W 3	85	72
June 9, 2019	@	New York	L 1	78	88
June 14, 2019		New York	W 1	100	65
July 7, 2019	@	New York	W 2	90	58
August 9, 2020	@	New York	W 3	78	76
August 29, 2020		New York	W 4	80	63

Date	H/A	Opponent	W/L	LV	NY
June 3, 2021	@	New York	W 5	94	82
June 15, 2021		New York	W 6	100	78
June 17, 2021		New York	W 7	103	76
July 6, 2022		New York	L 1	107	116
July 12, 2022	@	New York	W 1	107	101
July 14, 2022	@	New York	W 2	108	74
June 29, 2023		New York	W 3	98	81
August 6, 2023	@	New York	L 1	61	99
August 15, 2023		New York &	L -	63	82
August 17, 2023		New York	W 1	88	75
August 28, 2023	@	New York	L 1	85	94
Oct. 8, 2023		New York $	W 1	99	82
Oct. 11, 2023		New York $	W 2	104	76
Oct. 15, 2023	@	New York $	L 1	73	87
Oct. 18, 2023	@	New York $	W 1	70	69
June 15, 2024		New York	L 1	82	90
Aug. 17, 2024		New York	L 2	67	79
Sept. 8, 2024	@	New York	L 3	71	75
Sept. 29, 2024	@	New York			
Oct. 1, 2024	@	New York			
Oct. 4, 2024		New York			
Oct. 6, 2024		New York % *			
Oct. 8, 2024		New York % *			

**if Necessary*
% WNBA Semifinals
$ WNBA Finals
& Commissioners Cup (does not count in streaks or regular season records)

2024 ACES VS LIBERTY REGULAR SEASON HEAD-TO-HEAD STATISTICS

ACES VS. LIBERTY (0-3)

					3-POINT				--- REBOUNDS ---								
PLAYER	GP-GS	MIN	FGM-FGA	FG%	FGM-FGA	FG%	FTM-FTA	FT%	OFF	DEF	TOT/AVG	AST	PF-DQ	STL	TO	BLK	PTS/AVG
Wilson, A	2-2	71:26	17 - 31	54.8	1-2	50.0	10 - 12	83.3	0	20	20/10.0	3	4-0	3	2	4	45/22.5
Plum, K	3-3	98:31	20 - 43	46.5	9-22	40.9	11 - 12	91.7	1	7	8/2.7	11	11-0	0	8	0	60/20.0
Clark, A	3-2	80:49	11 - 23	47.8	7-16	43.8	0 - 0	0.0	0	11	11/3.7	5	7-0	2	6	1	29/9.7
Young, J	3-3	95:51	9 - 31	29.0	4-17	23.5	4 - 4	100	1	5	6/2.0	12	14-0	3	5	0	26/8.7
Gray, C	2-2	64:08	6 - 19	31.6	4-11	36.4	0 - 0	0.0	0	10	10/5.0	12	3-0	5	5	4	16/8.0
Colson, S	2-0	22:44	4 - 12	33.3	3-6	50.0	2 - 2	100	1	0	1/0.5	1	3-0	2	0	1	13/6.5
Hayes, T	3-0	53:04	5 - 15	33.3	3-8	37.5	2 - 2	100	0	4	4/1.3	3	7-0	1	1	1	15/5.0
Martin, K	3-0	20:39	2 - 9	22.2	2-6	33.3	0 - 0	0.0	0	2	2/0.7	1	0-0	1	3	0	6/2.0
Cannon, E	1-0	01:18	1 - 1	100	0-0	0.0	0 - 0	0.0	0	0	0/0.0	1	0-0	0	0	0	2/2.0
Gustafson, M	3-1	21:31	2 - 6	33.3	1-4	25.0	0 - 0	0.0	0	2	2/0.7	1	5-0	0	1	0	5/1.7
Stokes, K	3-2	69:06	1 - 8	12.5	1-6	16.7	0 - 0	0.0	3	21	24/8.0	5	6-0	3	0	3	3/1.0
Egbo, Q	1-0	00:56	0 - 0	0.0	0-0	0.0	0 - 0	0.0	0	0	0/0.0	0	0-0	0	0	0	0/0.0
ACES	**3**	**600**	**78 - 198**	**39.4**	**35-98**	**35.7**	**29 - 32**	**90.6**	**6**	**82**	**109/36.3**	**55**	**60-0**	**20**	**32**	**14**	**220/73.3**
LIBERTY	**3**	**600**	**90 - 211**	**42.7**	**25-83**	**30.1**	**39 - 50**	**78.0**	**26**	**96**	**146/48.7**	**57**	**38-0**	**23**	**34**	**11**	**244/81.3**

LIBERTY VS. ACES (3-0)

					3-POINT				--- REBOUNDS ---								
PLAYER	GP-GS	MIN	FGM-FGA	FG%	FGM-FGA	FG%	FTM-FTA	FT%	OFF	DEF	TOT/AVG	AST	PF-DQ	STL	TO	BLK	PTS/AVG
Jones, J	3-3	96:52	19 - 29	65.5	5-8	62.5	16 - 19	84.2	9	24	33/11.0	12	8-0	1	4	1	59/19.7
Stewart, B	3-3	104:39	22 - 45	48.9	1-6	16.7	8 - 10	80.0	3	27	30/10.0	5	4-0	6	4	4	53/17.7
Ionescu, S	3-3	102:20	20 - 56	35.7	6-25	24.0	6 - 8	75.0	1	12	13/4.3	19	2-0	3	6	2	52/17.3
Laney-Hamilton, B	2-2	61:22	8 - 19	42.1	3-7	42.9	2 - 2	100	2	11	13/6.5	7	3-0	3	5	0	21/10.5
Fiebich, L	3-1	79:15	10 - 16	62.5	5-10	50.0	2 - 2	100	3	9	12/4.0	4	9-0	5	6	0	27/9.0
Vandersloot, C	2-2	35:02	3 - 13	23.1	0-5	0.0	1 - 3	33.3	1	1	2/1.0	6	2-0	2	1	1	7/3.5
Thornton, K	3-1	66:47	4 - 14	28.6	2-9	22.2	0 - 0	0.0	5	7	12/4.0	1	3-0	1	4	1	10/3.3
Sabally, N	2-0	14:42	1 - 3	33.3	0-1	0.0	3 - 4	75.0	1	2	3/1.5	1	2-0	0	0	1	5/2.5
Burke, K	3-0	23:47	2 - 10	20.0	2-8	25.0	0 - 0	0.0	0	2	2/0.7	1	2-0	2	1	1	6/2.0
Dojkic, I	2-0	13:59	1 - 6	16.7	1-4	25.0	1 - 2	50.0	1	1	2/1.0	1	3-0	0	0	0	4/2.0
Davis, M	1-0	01:18	0 - 0	0.0	0-0	0.0	0 - 0	0.0	0	0	0/0.0	0	0-0	0	0	0	0/0.0
LIBERTY	**3**	**600**	**90 - 211**	**42.7**	**25-83**	**30.1**	**39 - 50**	**78.0**	**26**	**96**	**146/48.7**	**57**	**38-0**	**23**	**34**	**11**	**244/81.3**
ACES	**3**	**600**	**78 - 198**	**39.4**	**35-98**	**35.7**	**29 - 32**	**90.6**	**6**	**82**	**109/36.3**	**55**	**60-0**	**20**	**32**	**14**	**220/73.3**

2024 ACES VS LIBERTY HEAD-TO-HEAD PLAYOFF STATISTICS

ACES VS. LIBERTY (0-0)

					3-POINT				--- REBOUNDS ---								
PLAYER	GP-GS	MIN	FGM-FGA	FG%	FGM-FGA	FG%	FTM-FTA	FT%	OFF	DEF	TOT/AVG	AST	PF-DQ	STL	TO	BLK	PTS/AVG

LIBERTY VS. ACES (0-0)

					3-POINT				--- REBOUNDS ---								
PLAYER	GP-GS	MIN	FGM-FGA	FG%	FGM-FGA	FG%	FTM-FTA	FT%	OFF	DEF	TOT/AVG	AST	PF-DQ	STL	TO	BLK	PTS/AVG

2024 ACES PLAYOFF STATISTICS (2-0)

PLAYER	GP-GS	MIN	FGM-FGA	FG%	3-POINT FGM-FGA	3-POINT FG%	FTM-FTA	FT%	--- REBOUNDS --- OFF	DEF	TOT/AVG	AST	PF-DQ	STL	TO	BLK	PTS/AVG
Wilson, A	2-2	73:08	18 - 38	47.4	2-4	50.0	7 - 7	100	6	15	21/10.5	4	2-0	0	2	7	45/22.5
Plum, K	2-2	61:02	12 - 23	52.2	2-10	20.0	5 - 7	71.4	1	5	6/3.0	5	6-0	1	4	0	31/15.5
Hayes, T	2-0	50:52	12 - 19	63.2	3-4	75.0	2 - 2	100	3	5	8/4.0	4	3-0	6	1	0	29/14.5
Gray, C	2-2	64:11	9 - 23	39.1	3-8	37.5	7 - 7	100	1	5	6/3.0	16	1-0	2	8	2	28/14.0
Young, J	2-2	60:25	8 - 23	34.8	3-8	37.5	2 - 2	100	4	12	16/8.0	7	5-0	2	4	0	21/10.5
Clark, A	2-0	35:58	2 - 6	33.3	1-4	25.0	2 - 2	100	0	5	5/2.5	3	3-0	1	2	0	7/3.5
Stokes, K	2-2	34:15	0 - 0	0.0	0-0	0.0	0 - 0	0.0	1	14	15/7.5	0	3-0	0	2	1	0/0.0
Gustafson, M	2-0	10:18	0 - 2	0.0	0-1	0.0	0 - 0	0.0	0	1	1/0.5	0	0-0	0	0	0	0/0.0
Colson, S	2-0	09:51	0 - 1	0.0	0-1	0.0	0 - 0	0.0	0	0	0/0.0	0	1-0	0	0	1	0/0.0
Egbo, Q	0-0	0	0 - 0	0.0	0-0	0.0	0 - 0	0.0	0	0	0/0.0	0	0-0	0	0	0	0/0.0
Martin, K	0-0	0	0 - 0	0.0	0-0	0.0	0 - 0	0.0	0	0	0/0.0	0	0-0	0	0	0	0/0.0
Bell, K	0-0	0	0 - 0	0.0	0-0	0.0	0 - 0	0.0	0	0	0/0.0	0	0-0	0	0	0	0/0.0
ACES	**2**	**400**	**61 - 135**	**45.2**	**14-40**	**35.0**	**25 - 27**	**92.6**	**16**	**62**	**86/43.0**	**39**	**24-0**	**12**	**25**	**11**	**161/80.5**
OPPONENTS	**2**	**400**	**54 - 143**	**37.8**	**12-39**	**30.8**	**23 - 26**	**88.5**	**17**	**53**	**82/41.0**	**33**	**23-0**	**16**	**19**	**7**	**143/71.5**

2024 LIBERTY PLAYOFF STATISTICS (2-0)

PLAYER	GP-GS	MIN	FGM-FGA	FG%	3-POINT FGM-FGA	3-POINT FG%	FTM-FTA	FT%	--- REBOUNDS --- OFF	DEF	TOT/AVG	AST	PF-DQ	STL	TO	BLK	PTS/AVG
Ionescu, S	2-2	65:27	17 - 34	50.0	8-18	44.4	11 - 11	100	1	5	6/3.0	14	4-0	4	4	0	53/26.5
Stewart, B	2-2	69:56	13 - 32	40.6	1-5	20.0	6 - 7	85.7	3	14	17/8.5	5	2-0	2	2	3	33/16.5
Fiebich, L	2-2	46:53	10 - 12	83.3	6-7	85.7	4 - 4	100	0	3	3/1.5	2	7-0	2	3	0	30/15.0
Jones, J	2-2	56:16	11 - 17	64.7	1-3	33.3	6 - 7	85.7	7	13	20/10.0	6	5-0	2	6	1	29/14.5
Laney-Hamilton, B	2-2	62:16	7 - 18	38.9	0-7	0.0	1 - 1	100	0	2	2/1.0	10	3-0	2	3	0	15/7.5
Vandersloot, C	2-0	31:55	3 - 10	30.0	0-2	0.0	2 - 2	100	1	5	6/3.0	7	1-0	2	1	1	8/4.0
Sabally, N	2-0	21:01	3 - 7	42.9	0-0	0.0	0 - 0	0.0	3	4	7/3.5	0	6-0	1	4	1	6/3.0
Thornton, K	2-0	29:53	0 - 3	0.0	0-3	0.0	0 - 0	0.0	2	4	6/3.0	1	0-0	0	0	1	0/0.0
Burke, K	1-0	10:32	0 - 2	0.0	0-2	0.0	0 - 0	0.0	0	1	1/1.0	1	2-0	0	0	1	0/0.0
Sherrod, J	1-0	02:56	0 - 2	0.0	0-0	0.0	0 - 0	0.0	0	0	0/0.0	0	0-0	1	0	0	0/0.0
Dojkic, I	1-0	02:56	0 - 1	0.0	0-0	0.0	0 - 0	0.0	0	0	0/0.0	0	0-0	0	0	0	0/0.0
Davis, M	0-0	0	0 - 0	0.0	0-0	0.0	0 - 0	0.0	0	0	0/0.0	0	0-0	0	0	0	0/0.0
LIBERTY	**2**	**400**	**64 - 138**	**46.4**	**16-47**	**34.0**	**30 - 32**	**93.8**	**17**	**51**	**79/39.5**	**46**	**30-0**	**16**	**24**	**8**	**174/87.0**
OPPONENTS	**2**	**400**	**62 - 133**	**46.6**	**10-35**	**28.6**	**17 - 28**	**60.7**	**18**	**48**	**79/39.5**	**38**	**28-0**	**12**	**30**	**9**	**151/75.5**

LIBERTY 90, ACES 82 (JUNE 15, 2024)

Saturday, June 15, 2024 Michelob ULTRA Arena, Las Vegas, NV Officials: #16 Isaac Barnett, #34 Maj Forsberg, #38 Gina Cross

FINAL BOX

Game Duration: 1:55
Attendance: 10424 (Sellout)

VISITOR: New York Liberty (12-2)

	POS	MIN	FG	FGA	3P	3PA	FT	FTA	OR	DR	TOT	A	PF	ST	TO	BS	+/-	PTS
5 Kayla Thornton	F	17:54	1	3	1	2	0	0	1	1	2	0	0	0	1	0	-6	3
30 Breanna Stewart	F	37:50	7	15	0	2	0	0	0	12	12	2	2	2	2	1	13	14
35 Jonquel Jones	C	33:22	12	16	4	5	6	8	1	7	8	1	2	0	0	0	9	34
44 Betnijah Laney-Hamilton	G	35:48	4	9	2	4	2	2	0	7	7	3	0	3	3	0	15	12
20 Sabrina Ionescu	G	34:18	5	14	2	6	3	4	0	3	3	12	1	1	1	0	17	15
13 Leonie Fiebich		23:08	3	5	2	4	0	0	0	2	2	1	3	1	1	0	6	8
2 Kennedy Burke		08:48	0	2	0	2	0	0	0	2	2	1	1	1	0	0	-6	0
18 Ivana Dojkić		07:34	1	4	1	3	1	2	1	0	1	1	0	0	0	0	-2	4
1 Marquesha Davis		01:18	0	0	0	0	0	0	0	0	0	0	0	0	0	0	-6	0
		200:00	33	68	12	28	12	16	3	34	37	21	9	8	8	1	8	90
			48.5%		42.9%		75%		TM REB: 4				TOT TO: 9 (10 PTS)					

HOME: LAS VEGAS ACES (6-6)

	POS	MIN	FG	FGA	3P	3PA	FT	FTA	OR	DR	TOT	A	PF	ST	TO	BS	+/-	PTS
10 Kelsey Plum	F	31:58	8	13	2	5	4	5	0	2	2	3	3	0	3	0	-15	22
22 A'ja Wilson	F	35:46	9	16	0	1	3	4	0	9	9	3	4	0	2	1	-19	21
41 Kiah Stokes	C	20:45	0	4	0	3	0	0	2	10	12	2	1	0	0	2	-3	0
7 Alysha Clark	G	31:12	5	9	3	6	0	0	0	3	3	3	3	1	1	0	-1	13
0 Jackie Young	G	31:16	4	12	2	9	0	0	0	2	2	6	5	0	3	0	-6	10
15 Tiffany Hayes		20:39	1	4	1	3	0	0	0	1	1	3	2	1	0	0	-12	3
51 Sydney Colson		13:20	1	4	1	2	2	2	0	0	0	1	1	0	0	0	6	5
20 Kate Martin		12:28	2	6	2	5	0	0	0	1	1	1	0	1	1	0	-2	6
17 Megan Gustafson		01:18	0	0	0	0	0	0	0	1	1	0	0	0	0	0	6	0
32 Emma Cannon		01:18	1	1	0	0	0	0	0	0	0	1	0	0	0	0	6	2
12 Chelsea Gray		DNP - Coach's Decision																
		200:00	31	69	11	34	9	11	2	29	31	23	19	3	10	3	-8	82
			44.9%		32.4%		81.8%		TM REB: 7				TOT TO: 10 (12 PTS)					

SCORE BY PERIOD	1	2	3	4	FINAL
Liberty	28	17	22	23	90
ACES	20	23	17	22	82

Inactive: Liberty - Sabally (Injury/Illness - Back), Vandersloot (Not With Team - Personal)
Inactive: Aces - Bell (Injury/Illness - Lower right leg)
Points in the Paint: Liberty 36 (18/32), ACES 30 (15/28)
2nd Chance Points: Liberty 2 (1/2), ACES 3 (1/2)
Fast Break Points: Liberty 12 (4/8), ACES 4 (2/6)
Biggest Lead: Liberty 18, ACES 6
Lead Changes: 7
Times Tied: 3

LIBERTY 90, ACES 82 (AUG. 17, 2024)

Saturday, August 17, 2024 Michelob ULTRA Arena, Las Vegas, NV
Officials: #34 Maj Forsberg, #26 Angel Kent, #40 Marcy Williams

FINAL BOX

Game Duration: 1:52
Attendance: 10397 (Sellout)

VISITOR: New York Liberty (23-4)

	POS	MIN	FG	FGA	3P	3PA	FT	FTA	OR	DR	TOT	A	PF	ST	TO	BS	+/-	PTS
13 Leonie Fiebich	F	31:02	4	7	2	5	2	2	2	5	7	2	2	1	3	0	11	12
30 Breanna Stewart	F	33:03	7	16	1	3	3	3	1	6	7	1	1	2	1	2	5	18
35 Jonquel Jones	C	34:35	4	9	0	1	2	2	7	10	17	7	4	0	1	0	12	10
20 Sabrina Ionescu	G	36:00	9	21	3	10	2	2	1	5	6	3	1	1	4	0	14	23
22 Courtney Vandersloot	G	20:03	2	5	0	2	0	1	0	1	1	2	2	1	1	1	-3	4
5 Kayla Thornton		26:30	3	9	1	5	0	0	2	4	6	0	1	1	2	1	12	7
8 Nyara Sabally		03:38	0	0	0	0	2	2	0	1	1	0	1	0	0	0	1	2
18 Ivana Dojkić		06:25	0	2	0	1	0	0	0	1	1	0	3	0	0	0	2	0
2 Kennedy Burke		08:44	1	5	1	4	0	0	0	0	0	0	1	1	0	1	6	3
1 Marquesha Davis		DNP - Coach's Decision																
0 Jaylyn Sherrod		DNP - Coach's Decision																
		200:00	30	74	8	31	11	12	13	33	46	15	16	7	12	5	12	79
			40.5%		25.8%		91.7%		TM REB: 6				TOT TO: 14 (14 PTS)					

HOME: LAS VEGAS ACES (16-9)

	POS	MIN	FG	FGA	3P	3PA	FT	FTA	OR	DR	TOT	A	PF	ST	TO	BS	+/-	PTS
0 Jackie Young	F	32:20	1	8	0	4	2	2	1	3	4	3	4	2	1	0	-8	4
22 A'ja Wilson	F	35:40	8	15	1	1	7	8	0	11	11	0	0	3	0	3	-2	24
41 Kiah Stokes	C	21:00	1	3	1	3	0	0	0	3	3	2	1	2	0	0	-6	3
10 Kelsey Plum	G	34:29	5	13	2	7	1	1	1	2	3	2	3	0	2	0	-7	13
12 Chelsea Gray	G	33:53	5	12	3	7	0	0	0	6	6	6	1	2	2	2	-11	13
15 Tiffany Hayes		13:47	2	6	1	3	0	0	0	0	0	0	4	0	0	1	-4	5
17 Megan Gustafson		05:36	0	1	0	1	0	0	0	0	0	0	2	0	1	0	-1	0
7 Alysha Clark		20:04	2	7	1	5	0	0	0	2	2	1	3	1	3	1	-16	5
20 Kate Martin		03:11	0	0	0	0	0	0	0	1	1	0	0	0	1	0	-5	0
1 Kierstan Bell		DNP - Coach's Decision																
51 Sydney Colson		DNP - Coach's Decision																
		200:00	24	65	9	31	10	11	2	28	30	14	18	10	10	7	-12	67
			36.9%		29%		90.9%		TM REB: 5				TOT TO: 10 (8 PTS)					

SCORE BY PERIOD	1	2	3	4	FINAL
Liberty	24	18	17	20	79
ACES	28	8	15	16	67

Inactive: Liberty - Laney-Hamilton (Injury/Illness - Right Knee)
Inactive: Aces -
Points in the Paint: Liberty 36 (18/29), ACES 24 (12/24)
2nd Chance Points: Liberty 11 (5/13), ACES 3 (1/4)
Fast Break Points: Liberty 4 (1/2), ACES 9 (4/7)
Biggest Lead: Liberty 16, ACES 11
Lead Changes: 4
Times Tied: 1

LIBERTY 75, ACES 71 (SEPT. 8, 2024)

Sunday, September 8, 2024 Barclays Center, Brooklyn, NY Officials:
#55 Eric Brewton, #86 Angelica Suffren, #43 Kevin Fahy

FINAL BOX

Game Duration: 2:03
Attendance: 15393 (Sellout)

VISITOR: Las Vegas Aces (22-13)

	POS	MIN	FG	FGA	3P	3PA	FT	FTA	OR	DR	TOT	A	PF	ST	TO	BS	+/-	PTS
12 Chelsea Gray	F	30:14	1	7	1	4	0	0	0	4	4	6	2	3	3	2	-7	3
7 Alysha Clark	F	29:33	4	7	3	5	0	0	0	6	6	1	1	0	2	0	-8	11
17 Megan Gustafson	C	14:37	2	5	1	3	0	0	0	1	1	1	3	0	0	0	1	5
10 Kelsey Plum	G	32:03	7	17	5	10	6	6	0	3	3	6	5	0	3	0	-2	25
0 Jackie Young	G	32:15	4	11	2	4	2	2	0	0	0	3	5	1	1	0	-8	12
41 Kiah Stokes		27:20	0	1	0	0	0	0	1	8	9	1	4	1	0	1	-3	0
15 Tiffany Hayes		18:39	2	5	1	2	2	2	0	3	3	0	1	0	1	0	-1	7
4 Queen Egbo		00:56	0	0	0	0	0	0	0	0	0	0	0	0	0	0	-6	0
51 Sydney Colson		09:23	3	8	2	4	0	0	1	0	1	0	2	2	0	1	6	8
20 Kate Martin		05:00	0	3	0	1	0	0	0	0	0	0	0	0	1	0	8	0
1 Kierstan Bell		DNP - Coach's Decision																
22 A'ja Wilson		DND - Injury/Illness - Lower Leg																
		200:00	23	64	15	33	10	10	2	25	27	18	23	7	11	4	-4	71
			35.9%		45.5%		100%		TM REB: 9			TOT TO: 12 (13 PTS)						

HOME: NEW YORK LIBERTY (29-6)

	POS	MIN	FG	FGA	3P	3PA	FT	FTA	OR	DR	TOT	A	PF	ST	TO	BS	+/-	PTS
44 Betnijah Laney-Hamilton	F	25:34	4	10	1	3	0	0	2	4	6	4	3	0	2	0	7	9
30 Breanna Stewart	F	33:45	8	14	0	1	5	7	2	9	11	2	1	2	1	1	4	21
35 Jonquel Jones	C	28:56	3	4	1	2	8	9	1	7	8	4	2	1	3	1	-2	15
20 Sabrina Ionescu	G	32:01	6	21	1	9	1	2	0	4	4	4	0	1	1	2	4	14
22 Courtney Vandersloot	G	14:58	1	8	0	3	1	2	1	0	1	4	0	1	0	0	-3	3
5 Kayla Thornton		22:23	0	2	0	2	0	0	2	2	4	1	2	0	1	0	-1	0
8 Nyara Sabally		11:04	1	3	0	1	1	2	1	1	2	1	1	0	0	1	6	3
13 Leonie Fiebich		25:04	3	4	1	1	0	0	1	2	3	1	4	3	2	0	5	7
2 Kennedy Burke		06:15	1	3	1	2	0	0	0	0	0	0	0	0	1	0	0	3
1 Marquesha Davis		DNP - Coach's Decision																
18 Ivana Dojkić		DNP - Coach's Decision																
0 Jaylyn Sherrod		DNP - Coach's Decision																
		200:00	27	69	5	24	16	22	10	29	39	21	13	8	11	5	4	75
			39.1%		20.8%		72.7%		TM REB: 14			TOT TO: 11 (14 PTS)						

SCORE BY PERIOD	1	2	3	4	FINAL
Aces	24	9	18	20	71
LIBERTY	26	19	19	11	75

Inactive: Aces -
Inactive: Liberty -
Points in the Paint: Aces 16 (8/26), LIBERTY 36 (18/34) Biggest Lead: Aces 8, LIBERTY 20
2nd Chance Points: Aces 12 (4/5), LIBERTY 9 (3/9) Lead Changes: 3
Fast Break Points: Aces 10 (4/10), LIBERTY 7 (3/5) Times Tied: 3

ACES VS LIBERTY (SEPT. 29, 2024)

FEELING RANK (REGULAR SEASON, TOP 30)

	PPG	RPG	APG	SPG	BPG	MPG	FG%	3P%	FT%
Alysha Clark	---	---	---	---	---	---	---	20th	---
Chelsea Gray	---	---	---	---	---	---	---	33rd	---
Tiffany Hayes	---	---	---	---	---	---	13th	10th	---
Kate Martin	---	---	---	---	---	---	---	---	---
Kelsey Plum	10th	---	11th	---	---	5th	---	21st	13th
Kiah Stokes	---	26th	---	---	15th	---	---	---	---
A'ja Wilson	1st	2nd	---	5th	1st	4th	7th	---	17th
Jackie Young	16th	---	7th	29th	---	12th	---	---	11th
Aces Team	1st	8th	5th	9th	2nd	8th	2nd	4th	2nd

FEELING RANK (PLAYOFFS, TOP 20)

	PPG	RPG	APG	SPG	BPG	MPG	FG%	3P%	FT%
Alysha Clark	---	---	---	---	---	---	---	---	---
Chelsea Gray	---	---	5th	14th	10th	18th	---	15th	1st
Tiffany Hayes	20th	---	---	1st	---	---	2nd	5th	---
Kelsey Plum	16th	---	---	---	---	---	14th	---	---
Kiah Stokes	---	7th	---	---	---	---	---	---	---
A'ja Wilson	4th	2nd	---	---	1st	7th	---	6th	1st
Jackie Young	---	6th	16th	14th	---	---	---	15th	---
Aces Team	5th	1st	6th	4th	1st		6th	4th	2nd

ALL IN

All the major franchise career playoff records are held by members of the 2024 Aces, including games played (A'ja Wilson, Jackie Young-39), points (Wilson-766), Assists (Chelsea Gray-172), assist/turnover ratio (Gray-2.529), offensive rebounds (Wilson-83), defensive rebounds (Wilson-304), total rebounds (Wilson-387), steals (Wilson-39), blocked shots (Wilson-85), field goals made (Wilson-287), 2-point field goals made (Wilson-282), free throws made (Wilson-187) and double-doubles (Wilson-19).

The only one not held by a player on this year's Aces team is owned by head coach Becky Hammon, who made a franchise-high 73 3-point field goals in postseason play. But that record could fall very soon—Kelsey Plum is second with 68 made 3-pointers.

PLAYOFF TIDBITS

Kierstan Bell—Is 10-2 in the playoffs.

Alysha Clark—Is 23-10 in the playoffs... Scored in double figures in 12 playoff games, including a high of 21 points in 2020, and posted one double-double with 13 points and 13 rebounds in 2018.

Sydney Colson—Is 14-6 in the playoffs.

Queen Egbo— Is 0-2 in the playoffs.

Chelsea Gray—Is 32-17 in the playoffs...Owns the franchise playoff assists record with 172 and is ranked 5th for points with 447, behind No. 4 Sophia Young-Malcolm (456) ...Owns 7 of the top 14 franchise assist playoff games, including the No. 1 spot with 12 assists (twice), which she shares with Jennifer Azzi.

Megan Gustafson—Is 2-2 in the playoffs.

Tiffany Hayes—Is 13-16 in the playoffs...scored in double figures 18 times and 6 times had 20+ point games, including vs Seattle on Sept. 22.

Kate Martin—The rookie is prepping for her first playoff action.

Kelsey Plum—Is 21-9 in the playoffs...Scored a then-career playoff-high 26 points against New York on Oct. 8, 2023 and upped that to 29 points on Oct. 15, 2023...Scored 29 again against Seattle on Sept. 22, 2024 ... Made a career playoff-high 5 3-pointers three times in 2023... Scored in double figures in 25 of 30 playoff games, hit 20 or more points 12 times, including 4 of her last 7 games.

Kiah Stokes—Is 23-11 in the playoffs...Grabbed a career playoff-high 15 rebounds in Game 1 of the 2023 First Round, which at the time ranked as the 2nd-highest playoff rebound performance since the franchise moved to Las Vegas (Wilson since grabbed 16 twice), and stands as the 4th-best in franchise history...Her 14 defensive rebounds (9/13/23) set a new franchise playoff record, passing Margo Dydek's 13 over Houston on Aug. 16, 2002 (Wilson since grabbed 16 on 10/18/23).

A'ja Wilson—Is 25-14 in the playoffs...Set franchise playoff record with 38 points vs Chicago on Sept. 17, 2023...Tied the WNBA and set the franchise playoff record with 15 made field goals twice, on Sept. 17 and 24, 2023...Has scored in double figures 34 of 39 playoff games, including 20+ points a league 9th-best (tie) 19 times and 5 times with 30 or more, which ranks tied for 3rd in W playoff history for 30+ games...Grabbed 16 rebounds twice in 2023, which ranks 3rd in franchise playoff history... Owns franchise playoff records with 766 points, 387 rebounds, 39 steals, 85 blocks and 19 double-doubles over her 39 playoff games.

Jackie Young—Is 25-14 in the playoffs...Scored a career playoff-high 26 points against New York on Oct. 8, 2023 ...Notched her first playoff double-double with 19 points and 10 boards on Sept. 24, 2023... Has scored in double figures 21 times, including 11 with 15+ points and 3 with 20+, including twice in her last 4 games of 2023.

Las Vegas Aces—Since moving to Vegas, the team is 25-14 in the playoffs and won 12 games by 10 or more points, 4 by 20+ and 1 playoff contest by 30+ ... The 25 playoff wins from 2019-present ranks 1st in the W over that span. The franchise is 35-37 in playoff games.

DOUBLING UP WHEN IT COUNTS

Six players in the history of the league, including 3 currently in the playoffs, have posted double-doubles in 19 or more playoff games. A'ja Wilson is ranked tied at 5th with 19.

	Player	Playoff Dub-Dubs
1.	Tamika Catchings	27
	Candace Parker	27
3.	Sylvia Fowles	22
	Alyssa Thomas	22
5.	Jonquel Jones	19
	A'ja Wilson	19

MOVIN' ON UP

Several Aces are moving up among top 25 WNBA playoff leaders.

Points

A'ja Wilson currently ranks No. 13 among all-time league postseason scorers with 766 points, trailing No. 11 Brittney Griner (834) and No. 12 Breanna Stewart (772); while Chelsea Gray isn't far behind at No. 15 with 728 points. Next up for Gray is No. 14 Katie Douglas (730).

Assists

Gray ranks 5th among all-time league leaders for postseason assists with 281 behind No. 4 Diana Taurasi (296).

Rebounds

Off the glass, Wilson's 387 playoff rebounds lists No. 8, behind No. 7 Sylvia Fowles (426); and her 295 defensive rebounds is also 8th, behind No. 7 Fowles (298) and No. 6 Taj McWilliams-Franklin (305).

Steals

Gray is tied with Vickie Johnson (58) at No. 25 for career playoff steals leaders. Tied at No. 22 are Nneka Ogwumike, Yolanda Griffith and Taj McWilliams-Franklin (59) and No. 21 is Alana Beard (61).

Blocks

Wilson's 85 blocked shots is good for No. 4, trailing No. 3 Brittney Griner's 104.

Shooting Percentage

Wilson (.505) and Gray (.470) rank 6th and 11th for all-time playoff field goal percentage (minimum 200 FGM); Wilson is ranked 5th (.515) for 2-point field goal percentage (minimum 225 2PTM); Gray is No. 5 (.408) and Kelsey Plum is No. 14 (.362) for 3-point percentage (minimum 50 3PM); and Wilson ranks No. 18 (.820) for free throw percentage (minimum 100 FTM).

Field Goals Made

Wilson's 287 made field goals is tied for 12th with Taj McWilliams-Franklin and Gray ranks No. 14 with 279. No. 11 is Angel McCoughtry (299). Two more active players, Breanna Stewart (277) and Alyssa Thomas (270) trail Gray.

Gray ranks 9th for 3-pointers made with 84, trailing No. 8 Kara Lawson (85) and No. 7 Kristi Toliver (90); while Plum is tied with Allie Quigley for 14th with 68 3PM behind No. 13 Mwadi Mabika (70) and No. 12 Katie Smith (78).

Wilson (282) ranks tied with McWilliams-Frankline for 7th for 2-point field goals made behind No. 6 DeWanna Bonner (290). Gray lists 24th (195), trailing No. 23 Jonquel Jones (199) and No. 22 Nneka Ogwumike (201).

Double-Digit Games

Wilson's 19 playoff double-doubles are tied with Jonquel Jones as the 5th-most ever in playoff history.

Gray (36) is tied at 18th and Wilson (34) at 23rd for most 10+ point playoff games.

Wilson's 19 20-point games rank as the 10th most in league history and Gray's 16 is tied with Seimone Augustus and Cynthia Cooper for the 14th most 20-point games.

Wilson is currently tied with Maya Moore and Stewart at No. 3 for 30+ point playoff games with 5. Angel McCoughtry produced 6 such games and Diana Taurasi holds the record with 8.

PERFECTION

On Sept. 22, Las Vegas (11-11 FTs) and Seattle (13-13 FTs) combined to shoot a perfect 24 of 24 from the line. It marked just the second playoff game in league history where both teams were 100% from the line. The first also featured Seattle. The Storm and Mercury each tossed in 11 of 11 from the stripe in the Western Conference Semifinals on Aug. 24, 2007 (Phoenix won, 101-84).

GONE STREAKING ...

Kierstan Bell—Scored 12 points on 4 of 11 shooting from the field and 3 of 6 from 3-point range vs. Dallas on Sept. 19 after scoring 5 points on 2 of 5 shooting and 1 of 2 from distance over her other 5 games on the year … Did not play in the First Round of the 2024 postseason vs. Seattle.

Alysha Clark—— Went 0 for 3 from the field vs. Seattle on Sept. 24 after making 33 of her previous 61 shots over the last 2+ postseasons … Went 0 for 2 from 3-point range after making 23 of her previous 33 shots from inside the arc (.697) over her last 2+ postseasons … Her career 2-point field goal percentage of .565 in the playoffs is the 6th highest in WNBA history (50 or more made 2s) … Has made 4 of her last 16 shots from distance over her last 6 games dating back to the regular season after making 7 of her previous 11 … Has made 9 of her last 25 shots from the field over 6 games dating back to the regular season, after connecting on 8 of 13 shots over her previous 2 games … Held scoreless in a postseason game for the first time, Sept. 24 vs. Seattle.

Sydney Colson—Has 4 blocked shots in her last 4 games dating back to the regular season … Has played in 20 career playoff games, scoring in 2 of the game, including 2 points in Game 4 of the 2023 WNBA Finals against New York.

Queen Egbo—Scored 8 points on 4 of 6 shooting from the field and grabbed 5 rebounds vs. Dallas on Sept. 18 after scoring 4 points on 1 of 6 shooting from the field and grabbing 5 rebounds over her other 7 games on the year … Saw her first action with the Aces at New York on Sept. 8.

Chelsea Gray—Has at least 1 steal in 9 straight games dating back to the regular season which is the longest streak of any player still participating in the playoffs … Has 16 steals in her last 9 games (1.78 spg) dating back to the regular season, 22 in her last 13 games (1.69 spg), and 29 in her last 16 games (1.81 spg) … Has scored in double figures in 7 of her last 9 games (12.3 ppg) dating back to the regular season … Has made 9 of her last 22 shots from 3-point range (.409) over her last 5 games dating to the regular season after making 1 of 6 in her previous 2 games … Did not play in the season finale vs. Dallas on Sept. 19 … Has scored in double figures in 8 straight postseason games … Has made 32 of her last 78 shots from the field (.410) in the postseason … Has made 25 straight free throws in the postseason … Has made at least 1 shot from 3-point range in 8 straight playoff games (13 for 31, .419).

Megan Gustafson— Made 38 of her last 71 shots from the field (.535) over 23 games dating back to the regular season after making 14 of her previous 35 (.400) … Has made 17 of her last 35 shots from 3-point range (.486) over 22 games dating back to the regular season after making 4 of her previous 21 … Has made 2 of her last 14 shots from the field in the postseason after going 4 for 7 at Las Vegas in her first playoff appearance on Aug. 17, 2022.

Tiffany Hayes—Has made 21 of her last 36 shots from the field (.583) over 4 games dating back to the regular season after making 11 of her previous 34 shots over 5 games … Has made 18 of her last 33 shots from 3-point range (.545), and 26 of her last 51 shots (.510) dating back to the regular season after connecting on 28.6 percent through her first 15 games … Has made 36 of her last 60 shots from the field (.533) and 13 of her last 22 shots from 3-point range (.591) over her last 5 playoff games … Has 10 steals over her last 4 games dating back to the regular season.

Kate Martin—Is 1 for 9 from 3-point range over her last 12 games after making 8 of her previous 15 over 5 games … Is 22 for 62 from 3-point range this season, but 5 for 26 from inside the arc … Went 4 for 4 from the free throw line vs. Dallas on Sept. 19 after making 7 of 8 over her first 33 games of the year … Scored 7 points vs. Dallas on Sept. 19 after scoring 1 point over her previous 11 games … Did not play in the First Round vs. Seattle.

Kelsey Plum—Scored a playoff career-high tying 29 points vs. Seattle on Sept. 24 after scoring in single digits in 2 straight postseason games for the 1st time in her career over her previous 2 games … Went 11 for 15 from the field vs. Seattle on Sept. 24 after going 3 for 20 over her 2 previous postseason games.

Kiah Stokes—Grabbed 47 rebounds over her last 8 games (5.9 rpg) dating back to the regular season after grabbing 8 over her previous 8 games … Has made 9 of her last 15 shots from the field and 2 of her last 3 shots from distance in the playoffs.

A'ja Wilson—Closed out the 2024 season by scoring in double figures in 51 straight regular season games, which is the longest active streak in the WNBA, and is tied for the 11th longest in league history … Is 2 for 4 from 3-point range in the postseason after making 3 of her previous 21 shots from distance … Has scored in double figures in 18 consecutive playoff games, which is the 13th longest streak in WNBA history.

Jackie Young—Averaging 7.0 rebounds per game over her last 4 games dating back to the regular season after averaging 1.5 over her previous 4 games … Made 8 of her last 23 shots from the field over 2 games after going 7 for 10 from the floor during her final game of the regular season.

WNBA 1'K

Before becoming the first player in league history to score 1,000 points in a single season, on Sept. 26, 2023, against Dallas in the WNBA Semifinals, A'ja Wilson became the first player in league history to score 1,000 points in a single year when combining regular season and postseason points, and did it again this year.

Player	Year	Team(s)	Points
1. A'ja Wilson	2023	Las Vegas	1,126
2. Breanna Stewart	2023	New York	1,103
3. A'ja Wilson	2024	Las Vegas	1,066
4. Arike Ogunbowale	2023	Dallas	947
5. Breanna Stewart	2018	Seattle	939
Jewell Loyd	2023	Seattle	939

DOUBLE SAWBUCKS

Keeping with the theme of combining regular season and playoff games, A'ja Wilson last season produced more 20+ point games in a single year than any WNBA player in history. She upped that record after posting 34 games with 20 or more points during the regular season and and a 21-point outing in Game 1 against Seattle.

Player	Year	Team(s)	20+ Pt Games
1. A'ja Wilson	2024	Las Vegas	36
2. A'ja Wilson	2023	Las Vegas	34
3. Breanna Stewart	2023	New York	31

AN ACE UP THE SLEEVE

In four of the past five seasons the WNBA 6th Player of the Year Award has been earned by a member of the Aces team, including last year's winner Alysha Clark.

The Aces are looking to go five for six with its early-season acquisition Tiffany Hayes. Signed as a free agent on May 31, Hayes is making her case for the award. In 28 games off the bench, the 12-year veteran averaged 8.5 points and 2.0 assists, while connecting on 47.6% of her shots from the field and 36.5% from 3-point range.

ARE YOU EXPERIENCED?

Entering the playoffs this year, Las Vegas' players had competed in the most collective games and earned the most championships than any of the other 7 teams in the running for the 2024 title.

Games	Team	Rings	Team
273	Las Vegas	18	Las Vegas
222	Connecticut	8	Seattle
203	Phoenix	6	Phoenix
168	New York	3	Atlanta
130	Minnesota	3	Connecticut
128	Seattle	3	New York
85	Atlanta	1	Indiana
19	Indiana	1	Minnesota

DEFENDING THE HOUSE

The Aces win over the Storm on Sept. 24 was their 11th consecutive home playoff victory, the longest active streak in the league and tied with Los Angeles (2001-04) and Sacramento (2003-06) for the longest in league history.

A-1

A'ja Wilson not only led the WNBA in scoring this season, she broke the WNBA record for season scoring average and points scored, while becoming the first W player in history to score 1'000 points in a single season.

Player	Year	Team	PPG
1. A'ja Wilson	2024	Las Vegas	26.9
2 Diana Taurasi	2006	Phoenix	25.3
3. Jewell Loyd	2023	Seattle	24.7

Player	Year	Team	Points
1. A'ja Wilson	2024	Las Vegas	1'021
2. Jewell Loyd	2023	Seattle	939
3. Breanna Stewart	2023	New York	919

NEVER BEEN DONE BEFORE

A'ja Wilson wrapped her season as the first player in WNBA history to to lead the league in points, rebounds and blocked shots in a single season. In fact, since blocks became an official NBA stat in 1973-74, nobody has led that league in total points, rebounds or blocked shots, either.

In fact, only 3 times in WNBA history has the same player led in 2 of the 3 categories (including Wilson with rebounds and blocked shots in 2022), a feat accomplished just 11 times in the NBA since 1973-74.

LOCK, STOCKS & TWO SMOKING BARRELS

Against Connecticut on Sept. 6, A'ja Wilson became the league's all-time single season 'stocks' leader, which combines steals and blocks.

Player	Year	Stocks	Steals	Blocks
1. A'ja Wilson	2024	166	68	98
2. Brittney Griner	2014	151	22	129
3. Lisa Leslie	2004	148	50	98

CAROM CHALLENGE

A'ja Wilson set a new single-season standard for the league's defensive rebounds per game record, becoming the first player in league history to average more than 9 in the process.

Player	Year	Team	DRPG	DRebs	Gms
1. A'ja Wilson	2024	Las Vegas	9.79	372	38
2. C. Holdsclaw	2002	Washington	8.90	178	20
3. Jonquel Jones	2021	Connecticut	8.74	236	27

CALCIUM EFFICIENT

A'ja Wilson strung together a league-record 20 consecutive games scoring 20 or more points from Aug. 28, 2023 through June 27, 2024.

WNBA Record 20-Point Game Streaks

Rk	Player	Games	Streak Start	End
1.	A'ja Wilson	20	Aug. 28, 2023	June 27, 2024
2.	Diana Taurasi	13	July 22, 2006	May 19, 2007
3.	Breanna Stewart	12	June 29, 2017	Aug. 5, 2017
	Arike Ogunbowale	12	Sept. 10, 2023	June 13, 2024

TRIPLE THREAT

On Sept. 13 against Indiana, Kelsey Plum became the 3rd player in WNBA history with 100 3-pointers made in multiple seasons behind Diana Taurasi (2006, 2018), Kelsey Mitchell (2023, 2024) and Arike Ogunbowale (2023, 2024). Sabrina Ionescu (2023, 2024) has since joined the list. Plum, who made 110 made 3s this year, also hit the mark in 2022 when she connected on 113 made 3s.

ON HER A'GAME

Per Her Hoops Stats, A'ja Wilson scored 20 or more points 34 times this season, or 89.5% of her games, finishing with the highest percentage of 20-point games in a season in league history.

Player	Team	Year	20+ Point Games	Total Games	PCT
1. A'ja Wilson	Las Vegas	2024	34	38	89.5
2. Diana Taurasi	Phoenix	2008	26	34	76.5
3. Diana Taurasi	Phoenix	2006	26	34	76.5
4. Arike Ogunbowale	Dallas	2024	28	38	73.7
5. A'ja Wilson	Las Vegas	2023	29	40	72.5

THE ANSWER TO THE ULTIMATE QUESTION OF LIFE

Starting with a 42-point outburst at Dallas on Aug. 27 and directly followed by 26-, 41- and 30-point games, A'ja Wilson scored a WNBA record-tying 139 points over that 4-game span. Maya Moore also tallied 139 from July 10-22, 2014.

JUST THE FACTS, A'JACK

- A'ja Wilson scored 30 or more points 11 times this season, which is the 3rd most in WNBA regular season history. Jewell Loyd (2023) and Maya Moore (2014) share the top spot with 12 each.
- Wilson has 24 games of 30 or more points in her career, which are tied with Maya Moore for 6th most in WNBA history. No. 5 is Jewell Loyd (25).
- The 42 scored versus Dallas and 41 points two days later were the top two marks in a WNBA game this season and 2nd- and 3rd-most in franchise history.
- Wilson now has 4 career game of 40 or more points, tied with Breanna Stewart and Diana Taurasi for 1st in WNBA history.
- Wilson's 16 made field goals in each of her 40-point games are the most in a game in the WNBA this season.
- Not only did Wilson average 34.8 ppg from Aug. 27 - Sept. 3, she averaged 13.3 rpg, 3.0 apg, 1.3 spg, 3.0 bpg with just 3 turnovers.

RECORD SETTER

Against Dallas on July 7, A'ja Wilson scored 28 points and surpassed Sophia Young-Malcolm (4,300 points) as the franchise's leading scorer, finishing the game with 4,301 career points. (She surpassed Young-Malcolm's franchise rebounding record earlier in the season.)

After wrapping her 7th season, Wilson now ranks 31st on the WNBA all-time scoring list with 4,782 points behind No. 30 Skylar Diggins-Smith (4,808) and No. 29 Kayla McBride (4,835).

CAN'T TOUCH THIS

Entering the 2024 season, there had been 94 different occasions where a player averaged 15 or more shots per game while playing in at least 20 games—the very definition of a team's go-to offensive player.

Of those 94 instances, 60 shot 45 percent or worse from the field. Only 6 times has a player shot better than 50 percent from the field. Wilson became the first player to do it twice in her career after doing so in 2023.

Of those who have previously accomplished this feat, most took fewer than 16 shots. Wilson, this year, took 19.4 shots per game—more than 2 shots more per game than the next person on the list, Seimone Augustus.

Player	Year	FGA/G	FG%
A'ja Wilson	2024	19.55	.518
Seimone Augustus	2007	17.15	.508
Lauran Jackson	2007	16.03	.519
Sheryl Swoopes	2000	15.61	.506
Brittney Griner	2019	15.45	.537
A'ja Wilson	2023	15.03	.557
Breanna Stewart	2018	15.00	.529

THE QUICKENING

On July 10, A'ja Wilson became the 7th person in WNBA history to amass at least 4,000 points, 1,500 rebounds, 400 assists, 400 blocked shots and 200 steals (Tina Charles became the 8th on the list four days later). She was the quickest to do so, having reached the milestone in 210 games. Candace Parker previously did so in 229 games.

On Aug. 30, in her 220th career game, Wilson became the fastest player in league history to compile 4,500 points, 2,000 rebounds, 400 assists, 400 blocked shots and 200 steals, shattering the previous record held by Lisa Leslie, who took 258 games to hit all 5 milestones.

Further, Wilson is the second-youngest player to grab 2,000 rebounds (28 years, 22 days), and the fourth-fastest to do so in terms of number of games played (220). Charles holds the record for the quickest (196 games) and youngest (26 years, 278 days).

CURRENTLY IN USE

A'ja Wilson's 2024 usage rating (the percentage of a team's possessions that a player impacts) of 32.2 is the 9th highest in league history. None of the 8 players ahead of her had amazingly efficient offensive seasons. Most of the offensive efficiency ratings (OER) and offensive win shares (OWS) listed are above average to good, but there is nothing great about these performances.

A'ja Wilson's OER and OWS lapped the field on the chart. She impacted an ungodly amount of her team's possessions, and did it at an M'VP level that has never been seen before.

Player	Team	Year	UR	OER	OWS
1. Angel McCoughtry	Atlanta	2011	35.7	104	2.8
2. Angel McCoughtry	Atlanta	2013	35.0	99	2.3
3. Angel McCoughtry	Atlanta	2012	34.9	102	1.8
4. Betty Lennox	Miami/Minn	2002	33.6	84	-1.1
5. Chamique Holdsclaw	Washington	2002	33.3	108	2.9
6. Jewell Loyd	Seattle	2023	32.9	104	2.6
7. Angel McCoughtry	Atlanta	2015	32.8	103	3.0
8. Riquna Williams	Tulsa	2013	32.3	108	2.5
9. A'ja Wilson	Las Vegas	2024	32.2	119	7.0

OER: an estimate of points produced per 100 possessions
OWS: an estimate of the number of wins contributed by a player due to offense

A'JA OF THE MONTH

A'ja Wilson became the first player in WNBA history to average at least 25 points and 10 rebounds in two consecutive months, after doing so in May and June. She then extended the streak to 5, through July, August and September..

Month	PPG	RPG
May 2024	26.5	12.5
June 2024	27.2	10.3
July 2024	27.8	13.6
Aug. 2024	26.4	11.4
Sept. 2024	26.1	12.0

HOLD ON TIGHTLY

A'ja Wilson led the league this season in turnover percentage this year, producing one of the best turnover percentage rates in WNBA single season history (minimum of 500 minutes played), while playing 374 more minutes than TO% leader Elena Delle Donne played in 2018. Further, Wilson ranks second on the all-time league turnover percentage chart.

2024 Turnover Percentage Leaders

Player	Team	TO%	TOs	Minutes
1. A'ja Wilson	Las Vegas	5.263	48	1307:37
2. Maddy Siegrist	Dallas	6.150	15	643:45
3. Nneka Ogwumike	Seattle	8.381	49	1177:05

WNBA Single-Season Turnover Percentage Leaders

Player	Team	Year	TO%	TOs	Minutes
1. E. Delle Donne	Washington	2018	4.891	26	933:31
2. A'ja Wilson	Las Vegas	2024	5.263	48	1307:37
3. E. Delle Donne	Chicago	2015	5.548	36	1031:35

WNBA Career Turnover Percentage Leaders

Player	Team	TO%	TOs	Minutes
1. E. Delle Donne	Chicago/Wash	6.523	275	7279:21
2. A'ja Wilson	Las Vegas	7.793	354	7081:31
3. Rhyne Howard	Atlanta	9.364	179	3366:42

NEVER GONNA GIVE YOU UP

Only 5 players in WNBA history have averaged more than 20 points and fewer than 2.0 turnovers over the course of a season. A'ja Wilson has now accomplished the feat 4 times (2018, 2020, 2023 and 2024), which ranks 2nd behind Breanna Stewart (5). Elena Delle Donne and Lauren Jackson are 3rd with 3 such seasons apiece and Tina Charles joined the list in 2016. Wilson's 26.9 points a game tops the chart and her 1.26 turnovers per game ranks No. 4.

YAWN, JUST ANOTHER 20/10

Wilson started the season by recording 5 straight 20-point, 10-rebound games, which broke the WNBA record of 4 straight 20/10 games, previously held by Sylvia Fowles (twice), Tina Charles and Glory Johnson.

She then wiped out her record in upping the W record to 8.

8-Straight 20/10 Games

A'ja Wilson	July 5 - Aug. 18, 2024	29.3 ppg, 14.4 rpg

5-Straight 20/10 Games

Player	Dates	Averages
A'ja Wilson	May 14-29, 2024	26.2 ppg, 13.2 rpg

4-Straight 20/10 Games

Tina Charles	June 19-26, 2021	29.0 ppg, 12.8 rpg
Glory Johnson	Aug. 6-19, 2017	22.8 ppg, 13.3 rpg
Sylvia Fowles	Sept. 11, 2011-May 30-2012	24.3 ppg, 11.8 rpg
Sylvia Fowles	Aug. 12-23, 2011	25.3 ppg, 13.3 rpg

I'LL TAKE ANOTHER DOUBLE-DOUBLE FOR 30, ALEX

Per Her Hoops Stats, a total of 16 double-doubles with 30+ points were recorded in the 2024 season. Half of them were by A'ja Wilson.

Player	Team	30+ Point Double-Doubles
A'ja Wilson	Las Vegas	8
Breanna Stewart	New York	3
5 different players		1

FOR THE RECORD

A few of the single-season records A'ja Wilson has rewritten this year...

Player	Team	Year	Points
1. A'ja Wilson	Las Vegas	2024	1'021
2. Jewell Loyd	Seattle	2023	939
Player	**Team**	**Year**	**PPG**
1. A'ja Wilson	Las Vegas	2024	26.868
2. Diana Taurasi	Phoenix	2006	25.294
Player	**Team**	**Year**	**Rebounds**
1. A'ja Wilson	Las Vegas	2024	451
2. Angel Reese	Chicago	2024	446
Player	**Team**	**Year**	**Def. Rebounds**
1. A'ja Wilson	Las Vegas	2024	372
2. Alyssa Thomas	Connecticut	2023	314
Player	**Team**	**Year**	**Def. Reb/Game**
1. A'ja Wilson	Las Vegas	2024	9.79
2. Chamique Holdsclaw	Washington	2002	8.90
Player	**Team**	**Year**	**20+ Pt Gms**
1. A'ja Wilson	Las Vegas	2024	34
2. A'ja Wilson	Las Vegas	2023	29
Player	**Team**	**Year**	**25+ Pt Gms**
1. A'ja Wilson	Las Vegas	2024	25
2. Jewell Loyd	Seattle	2023	21
Player	**Team**	**Year**	**FGM/G**
1. A'ja Wilson	Las Vegas	2024	10.13
2. Tina Charles	Washington	2021	8.82
Player	**Team**	**Year**	**2PTM/G**
1. A'ja Wilson	Las Vegas	2024	9.632
2. Brittney Griner	Phoenix	2019	8.677

ALL ABOUT THAT PACE

The Aces have played at one of the fastest paces in the league since moving to Las Vegas as measured by possessions per 40 minutes.

	2018	2019	2020	2021	2022	2023	2024
Pos/40	82.4	82.3	82.6	82.5	82.2	82.2	81.1
Rank	1st	2nd	1st	1st	1st	2nd	4th

DOUBLE THE FUN

A'ja Wilson has tallied 99 double-doubles in her 7 years in the league, which is 6th-most in WNBA history.

Player	Dub-Dubs
1. Tina Charles	194
2. Sylvia Fowles	193
3. Lisa Leslie	157
4. Candace Parker	154
5. Nneka Ogwumike	109
6. A'ja Wilson	99

RAREFIED AIR

A'ja Wilson has recorded 74 games of 20+ points and 10+ rebounds, which ranks 3rd in WNBA history.

Player	20P/10R Dub-Dubs
1. Tina Charles	102
2. Sylvia Fowles	77
3. A'ja Wilson	74

Among her 20/10 games are 38 with at least 25 points and 10 rebounds, which is the 2nd-most in WNBA history.

Player	25P/10R Dub-Dubs
1. Tina Charles	41
2. A'ja Wilson	38
3. Sylvia Fowles	29

And 9 of those 25/10 double-double games came without a single turnover, tops in WNBA history (5 of which were produced this season).

Player	25P/10R/0TO Dub-Dubs
1. A'ja Wilson	9
2. Lauren Jackson	6
Breanna Stewart	6

MINUTE BY MINUTE

Since the franchise moved to Vegas, only one Aces player has logged an average of more than 33 minutes per game (Jackie Young, 33:13 mpg, 2022), although it used to happen with some degree of regularity.

In 2024, however, three Aces logged at least 33 minutes a game: A'ja Wilson (34:25), Kelsey Plum (34:00) and Jackie Young (33:13).

GOOD GAWD!

When Chelsea Gray checked into the June 19 game against Seattle it was her first game played since Oct. 15, 2023, when she injured her left foot in Game 3 of the 2023 WNBA Finals. She handed out her first assist of the 2024 season 20 seconds later on an Alysha Clark triple for her 1,500th career dime. She now ranks 9th on the WNBA's career assist chart with 1,631 assists. Candace Parker is 8th with 1,634.

Gray also became the 7th player in WNBA history with at least 3,500 points and 1,500 assists, and was the third-fastest to accomplish the feat, doing so in 299 games (Sue Bird, 279; Lindsay Whalen, 294).

M'ST 400K

Aja Wilson became the 8th player in WNBA history with 4,000 points and 400 blocked shots after swatting her 400th against Seattle on July 10. She is the second-youngest (27 years, 337 days) and second-fastest (210 games) to accomplish the feat, behind Lauren Jackson.

She then became the quickest, and second-youngest, player to reach 4,500 points and 400 blocked shots, doing so in 217 games at 28 years and 15 days.

Player	4,000 Points/400 Blocks Milestone Game
1. Lauren Jackson	209
2. A'ja Wilson	210
3. Candace Parker	229
Player	**4,500 Points/400 Blocks Milestone Game**
1. A'ja Wilson	217
2. Lauren Jackson	233
3. Brittney Griner	255

BLOCK PARTY

A'ja Wilson, who ranks 12th on the league's all-time career blocked shots list and 3rd among active players, has blocked more shots than anyone else since entering the league in 2018.

Top 3 WNBA Shot Blockers Since 2018

Name	Blocks Since 2018
1. A'ja Wilson	441
2. Brittney Griner	325
3. Jonquel Jones	283

MOVIN' ON UP

The Aces finished among the top 3 teams in the league for shooting percentage over the past 4 seasons, including an all-time league third-best 48.6% last season.

Field Goal Percentage

	2018	2019	2020	2021	2022	2023	2024
Las Vegas	.442	.427	.476	.472	.460	.486	.454
Rank	8th	5th	3rd	1st	3rd	1st	2nd

AND THE AWARD GOES TO ... A'JA, A'JA, A'JA

WNBA & Associated Press M'VP (both were unanimous)

2024	A'ja Wilson (3)	14.9 ppg	11.9 rpg	2.6 bpg

Western Conference Player of the Month

Sept.	A'ja Wilson (12)	26.1 ppg	12.0 rpg	1.9 bpg
July	A'ja Wilson (11)	27.8 ppg	13.6 rpg	4.0 bpg
June	A'ja Wilson (*10)	27.2 ppg	10.3 rpg	2.0 bpg
May	A'ja Wilson (9)	26.5 ppg	12.5 rpg	2.8 bpg

Western Conference Player of the Week

Sept. 20	A'ja Wilson (22)	23.0 ppg	11.3 rpg	1.8 bpg
Sept. 3	A'ja Wilson (21)	36.3 ppg	13.0 rpg	3.0 bpg
July 27	A'ja Wilson (20)	26.2 ppg	9.0 rpg	1.8 bpg
July 9	A'ja Wilson (19)	25.2 ppg	9.2 rpg	3.2 bpg
June 25	A'ja Wilson (18)	26.5 ppg	12.5 rpg	2.0 bpg
June 4	A'ja Wilson (17)	28.5 ppg	12.0 rpg	4.0 bpg

WNBA Dawn Staley Community Leadership Award

2024 A'ja Wilson

2024 ESPY Awards

Best Athlete, Women's Sports

Best WNBA Player

Olympics M'VP (as selected by FIBA staff)

2024 A'ja Wilson (1)

**Set the WNBA Western Conference Record with 10 in June. She put it up to 11 in July and made it a dozen in Septmber, which is tied with Tina Charles (Eastern Conference) for most W PoM honors.*

SILENT BUT DEADLY ASSASSIN

Jackie Young may be quiet off the court, but she is a deadly assassin on it. She connected on a league second-best 44.9% of her 3-pointers in 2023, and now ranks No. 3 in league history for highest 3-point percentage in a season when attempting at least 150 from distance. The record was reset by Stefanie Dolson with 47.7% this season.

WNBA All-Time Single-Season 3-Point % (Minimum 150 Attempts)

Player	Year	Team	3PM	3PA	3P%
1. Stefanie Dolson	2024	Washington	72	155	44.45
2. Maya Moore	2013	Minnesota	72	159	45.28
3. Jackie Young	2023	Las Vegas	89	198	44.95
4. Sabrina Ionescu	2023	New York	128	286	44.76

SILENT(ER) AND DEADLIER

Since the start of the 2022 season, Jackie Young ranks 2nd and Kelsey Plum 3rd in 3-point field goal percentage among players with a minimum of 200 made 3-pointers.

Player	3PM	3PA	3P%
1. Kelsey Mitchell	283	703	40.26
2. Jackie Young	209	522	40.04
3. Kelsey Plum	318	812	39.16

30 FOR 30

On June 13 against Phoenix, A'ja Wilson (32 points) and Jackie Young (34) became the second set of teammates who have each scored 32 or more points in a regulation game—and the first duo who picked up a win while doing so. Odyssey Sims (39) and Skylar Diggins-Smith (34) did so in a Tulsa 95-93 loss to San Antonio on on July 22, 2014. It has since been accomplished by Natasha Howard (30) and Arike Ogunbowale (33) in a win over LA on Aug. 25, 2024, and Caitlin Clark (35) and Kelsey Mitchell (30) did so in a victory over Dallas on Sept. 15, 2024.

M'ST 4K

A'ja Wilson scored her 4,000th career point in her 198th career game on June 9 against LA. Only four players in league history have now scored 4,000 points in fewer than 200 games after Arike Ogunbowale hit the milestone on Sept. 15, 2024. Wilson, who was 27 years and 306 days old on June 9, also became the fourth-youngest to hit the 4K mark (she has since been bumped to 5th by Ogunbowale).

Player	4K Points Milestone Game
1. Arike Ogunbowale	195
2. Breanna Stewart	196
3. Diana Taurasi	197
4. A'ja Wilson	198

Player	Age at 4,000th Point
1. Lauren Jackson	26 years, 77 days
2. Diana Taurasi	27 years, 86 days
3. Arike Ogunbowale	27 years, 197 days
4. Tina Charles	27 years, 273 days
5. A'ja Wilson	27 years, 306 days

RECORD-SETTING NIGHT

Las Vegas established a new franchise record for points in a quarter with 42 in the second period against Phoenix on June 13 with the help of a WNBA single-quarter record 10 made 3-pointers. They also broke the league mark for most made 3s in a quarter without a miss (10 of 10).

20/20/20 VISION

On May 21 and 25, A'ja Wilson, Jackie Young and Kelsey Plum became the third trio in WNBA history to each score 20 or more points in back-to-back games.

Previously, Chelsea Gray, Plum and Wilson each scored 20+ on July 25 and 30, 2023; and the Mercury's DeWanna Bonner, Brittney Griner and Diana Taurasi were the first trio to do so on Aug. 12 and 17, 2018.

Date	OPP	Wilson	Young	Plum
May 21	Phoenix	21 points	23 points	27 points
May 25	Fever	29 points	22 points	20 points

STARTER KIT

The Aces starters set a WNBA record in 2022 by scoring more points than any starting five in league history, recalibrated the record in 2023 and ranked No. 1 in the league in 2024 at 71.4.

Team	Year	PPG
1. Las Vegas	2023	79.4
2. Las Vegas	2022	77.5
3. Phoenix	2007	75.1

LOW ON RESERVES??

Las Vegas' bench averaged a league-record 35.0 points per game in 2020. Only 7 other teams in WNBA history averaged more than 30 points per game from their reserves. Two years later, in the Aces' first championship season, the bench averaged a league-low 12.9 points. En route to their second championship the 2024 reserves averaged 13.5 points a game, again the fewest in the league.

The Aces bench in 2024 scored 15.0 points a game, which was the 4th-fewest in the league.

ALL SHE DOES IS WIN, WIN, WIN

Having won the second-most games in league history before turning 25 and shattering the record for most wins before turning 26, Jackie Young this season set a new standard for W victories before age 27 with 145 victories before turning 27 on September 16.

Looking towards the next milestone, Maya Moore holds the record for wins (164) before turning 28, a number well within Young's reach before next September. Young ranks 4th on that list.

Player	Wins Before 27th Birthday
1. Jackie Young	145
2. Maya Moore	137
3. Mwadi Mabika	135

Player	Wins Before 28th Birthday
1. Maya Moore	164
2. Mwadi Mabika	158
3. A'ja Wilson	147
4. Jackie Young	146

CENTURY MARK

The Aces scored 100 or more points in 7 games in 2021 and 2022, and upped that to a WNBA record-setting 11 times in 2023. The WNBA record for most times reaching the century mark in a season was previously 10, set by the 2010 Phoenix Mercury.

This season it took the Aces, who led the W in scoring at 86.1 ppg, until their 11th game before scoring in triple digits, and they hit triple digits for just the second time in their 20th game.

TRIPLE A

A'ja Wilson established the fanchise record for scoring average in a season as a rookie and now, after resetting the record in 2023, owns 4 of the top 5 season scoring averages in franchise history. She also is the only player in franchise history to average 20+ points in a season on more than one occasion, and did so again in 2024.

Player	Year	PPG
1. A'ja Wilson	2024	26.9
2. A'ja Wilson	2023	22.8
3. A'ja Wilson	2018	20.7
4. A'ja Wilson	2020	20.5
5. Kelsey Plum	2022	20.2
6. A'ja Wilson	2022	19.5

ONE GOOD TURNOVER DESERVES ANOTHER

The Aces took care of the basketball better than anybody in the WNBA in each of the past 3 seasons, and they led again in 2024.

Aces Turnovers Per Game

	2020	2021	2022	2023	2024
Las Vegas	12.5	11.8	11.7	11.8	11.7
Rank	2nd	1st	1st	1st	1st

The Aces also ranked first 4 times since 2020 in fewest points allowed off their own miscues.

Opponents Points Off Turnovers

	2020	2021	2022	2023	2024
Las Vegas	11.8	13.3	13.0	12.8	12.4
Rank	1st	2nd	1st	1st	1st

THAT'S OFFENSIVE

The Aces have had one of the best offenses in the W since making the move to Vegas. In 2020 they ranked 2nd in the WNBA in OER, and in each of the past 3 seasons they finished 1st, including a league-record 113.0 OER in 2023, and were 2nd in 2024.

Year	OER	Rank
2018	102.0	6th
2019	99.1	5th
2020	107.3	2nd
2021	107.1	1st
2022	109.6	1st
2023	113.0	1st
2024	106.1	2nd

ALL RIGHT NOW

A'ja Wilson has made a living at the free throw line, leading the league in attempts in each of her first 3 seasons in the league, while finishing 2nd in 2021 and 2023 and 3rd in 2022. Wilson ranked 1st again this year.

	2018	2019	2020	2021	2022	2023	2024
FTA/G	7.5	5.5	6.8	6.2	5.2	7.2	7.2
	1st	1st	1st	2nd	3rd	2nd	1st

Since the start of the 2018 season, Wilson has attempted more than 300 more free throws than her nearest competitor. She is ranked 20th in league history for career free throws attempted. No. 19 is Tiffany Hayes with 1,489 career free throw attempts.

Player	FTAs Since 2018
A'ja Wilson	1485
Breanna Stewart	1108
Jewell Loyd	1038

LOOK AT ALL THE PEOPLE HERE TONIGHT

Over the past two seasons, the Aces have been rewriting their home attendance record books, and **made WNBA history by becoming the first team in the league to sell out 100% of their home games in a season**. **The Aces have alredy sold out their entire season ticket membership inventory for the 2025 season**—the earliest any team had ever done so.

- On July 2, 2024, there were 20,366 in attendance at T-Mobile Arena, which is the fifth-most attended game in WNBA regular season history and the most since 1999.
- The **franchise-high 20,366 fans at T-Mobile Arena** against Indiana on July 2 eclipsed the previous regular season record of 17,406, set on Sept. 10, 2023, when the Aces played host to the Mercury.
- The top 10 attendance marks for Las Vegas Aces games played at Michelob ULTRA Arena came in 2024.
- After seeing attendance averages hit no higher than 5,606 over their first four seasons in Las Vegas, the Aces upped their average to 9,551 fans per game in 2023, and are on pace to surpass that number in 2024 with **an average of 11,283 over their 20 regular season home games**.
- The Aces sold out of their 2024 season-ticket memberships in early March and had 7 full sellouts by the third week in April, breaking the Las Vegas record of 6 regular season sellouts set in 2023.
- The attendance mark of **10,431** against Connecticut on Sept. 15 is the largest crowd ever for an Aces game at Michelob ULTRA Arena.
- The Las Vegas Aces have welcomed **10,000 or more fans at 34 home games since arriving in the Valley in 2018**—3 of which came in 2022, 9 were in 2023 and 22 (and counting) in 2024.
- On Sept. 13, 2023, the Aces rewrote their playoff attendance record since arriving in Las Vegas with 12,927 fans at T-Mobile Arena for their first game of the First Round against the Sky. The franchise high for a playoff game is 16,012, set Oct. 3, 2008, when the San Antonio Stars hosted the Detroit Shock in the Finals.
- On Oct 8, 2023, against New York, the Aces welcomed the most fans ever to attend a playoff game in Michelob ULTRA Arena (10,300).
- The Aces ranked 1st in the W in attendance in 2023 with the help of 6 sold out games and 3rd in 2024 after 20 sellouts. The Aces also sold out 2 playoff games last season.

Top 10 Attended Games Since Moving to Las Vegas

	Date	Opponent	Attendance
1.	July 2, 2024	Indiana#	20,366
2.	Sept. 3, 2024	Chicago#	18,394
3.	Sept. 10, 2023	Phoenix#	17,406
4.	Sept. 13, 2023	Chicago#*	12,927
5.	Sept. 15, 2024	Connecticut	10,431
6.	Aug. 21, 2024	Minnesota	10,429
7.	June 15, 2024	New York	10,424
8.	May 14, 2024	Phoenix	10,419
9.	May 25, 2024	Indiana	10,399
10.	Aug. 17, 2024	New York	10,397
	Aug. 30, 2024	Atlanta	10,397

** Playoff Game # Played in T-Mobile Arena*

BOARD ALLERGIES

Offensive Rebound Percentages had been declining for years as teams relied more and more on the 3-pointer as a weapon.

From 1997-2003, no team grabbed fewer than 30 percent of available offensive rebounds.

Last season, 9 teams finished below 30 percent, and the 2023 Aces and Mystics now list among the all-time "low 5" in that category. The low mark this season, held by the Aces, surpassed the league record low of 23.3% set by Los Angeles in 2021.

Team	Year	OR%
Las Vegas	2024	21.3
Los Angeles	2021	23.3
Seattle	2015	23.5
Las Vegas	2023	23.7
Washington	2023	24.0
New York	2021	24.1
Las Vegas	2022	24.5

ALL SHE DOES IS WIN

While it's still early in her WNBA coaching career, not only did Becky Hammon lead the Aces to the their first championship during her inaugural season at the helm and follow that up with back-to-back titles in 2023, but she also boasts the highest winning percentage of any coach in WNBA history for those who have coached at least 50 games.

Highest Winning %, minimum 50 games coached

Coach	W	L	PCT
Becky Hammon	87	29	.750
Van Chancellor	211	111	.655
Cheryl Reeve	330	180	.647
Carol Ross	58	32	.644
Joe Bryant	40	24	.625

On July 12 against Atlanta, Hammon became the 3rd-fastest in WNBA history to reach 75 wins.

Coach	Games to 75 Wins
1. Michael Cooper	87 (July 24, 2002)
2. Van Chancellor	95 (June 6, 2000)
3. Becky Hammon	98 (July 12, 2024)
4. Cheryl Reeve	113 (July 7, 2013)

R-E, R-E-B, R-E-B-O-U-N-D, RE-BOUND

From 2019 through 2023, the Aces recorded 4 of the 5 highest defensive rebounds per game averages in WNBA history. The 2024 Aces moved into the top 10, with the 6th-best average in league history.

Year	Team	DRPG
1. 2021	Las Vegas	31.281
2. 2019	Las Vegas	29.618
3. 2020	Las Vegas	29.273
4. 2023	New York	29.200
5. 2023	Las Vegas	28.675
6. 2024	Las Vegas	28.525

Further, the Aces hold the top 2 marks for most defensive rebounds in a regulation game in WNBA history, with 44 at Seattle on May 20, 2023, and 43 at Los Angeles on July 1, 2022. Phoenix had 47 defensive boards against San Antonio on June 7, 2014, but in a double overtime contest.

HEAD COACH BECKY HAMMON

Las Vegas Aces President Nikki Fargas announced on December 31, 2021, that the team hired San Antonio Spurs assistant and 6-time WNBA All-Star Becky Hammon as the team's head coach.

Hammon rewarded the Aces less than nine months later with the fanchise's first WNBA Championship.

She repeated that feat in her second season, helping the Aces become the first team to claim back-to-back WNBA titles in more than 20 years.

In her first two years with the Aces, Las Vegas tallied a 60-16 (.789) mark in the regular season, 16-3 (.842) in playoff games and also captured the 2022 Commissioner's Cup crown.

The seeds for Hammon's hiring were originally sewn when the Aces retired her jersey on September 13, 2021. That ceremony served as the culmination of the franchise's 25th anniversary alumni initiative, which saw the Aces embrace their Utah and San Antonio roots, and celebrate the players who helped build the franchise and the league from the ground up. Las Vegas owner Mark Davis spent time with Hammon and her family that week, and walked away understandably impressed.

Hammon played 16 seasons in the WNBA, including her final eight in San Antonio, where she led the franchise to its first finals appearance in 2008.

On August 5, 2014, Spurs head coach Gregg Popovich hired Hammon as a full-time assistant making her the first woman in NBA history to hold that position.

Since that time, Hammon continued to accumulate coaching 'firsts' in the NBA. On July 3, 2015, she became the first woman to serve as head coach in the NBA's Summer League where she led the Spurs to the league title.

Less than a year later, Hammon became the first woman to be part of an All-Star coaching staff, and on December 30, 2020, following Popovich's ejection in San Antonio's game against Los Angeles, Hammon took over on the bench, becoming the first woman acting head coach in the history of the NBA.

A member of the league's 15th, 20th and 25th anniversary teams, Hammon went undrafted in 1999 following her All-American career at Colorado State. She signed with New York as a free agent that same year, helping the team to WNBA Finals appearances in three of her first four years in the Big Apple.

The Rapid City, South Dakota native earned her first All-Star nod in 2003, and represented New York on the Eastern Conference squad in 2005 and 2006 as well.

Following the 2006 season, New York traded Hammon to San Antonio. In her first year in silver and black, she posted what were then career highs in scoring (18.8 ppg), and assists (5.0) while earning another trip to the WNBA All-Star Game. As a team, the Silver Stars made their first appearance in the postseason since 2002, falling to Phoenix in the Western Conference Finals.

In 2008, Hammon led San Antonio to its first trip to the WNBA Finals where they fell to Detroit. The Silver Stars made the playoffs in each of her seven full seasons with the team, and Hammon once again was named to the All-Star team in 2009 and 2011.

She retired as the franchise leader in assists per game (5.1) and scoring average (15.6), and the WNBA leader in career free throw percentage (89.7).

Hammon, who was inducted into the Naismith Memorial Hall of Fame on Aug. 12, 2023, was inducted into the Women's Basketball Hall of Fame in 2022, the Colorado Sports Hall of Fame in 2015 and the San Antonio Sports Hall of Fame in 2018.

HEAD COACH BECKY HAMMON

Colorado State (1995-99)	
All-American	1997, 1998, 1999
NCAA Sweet Sixteen	1999
NCAA Second Round	1996, 1998
WAC Mountain Division Player of the Year	1997-98, 1998-99
WAC Pacific Division Player of the Year	1996-97
WAC Tournament MVP	1996
WAC Freshman of the Year	1995-96
WAC All-Time Leading Scorer	2,740 points, 1995-99
WAC Single-Season Scoring Leader	824 points, 1998-99
WAC Single-Season Made 3-Pointers Leader	114, 1998-99
No. 25 Retired by Colorado State	January 22, 2005
Coaching Career (2014-present)	
San Antonio Spurs Assistant (NBA)	2014-22
Las Vegas Aces (WNBA)	2022-present
WNBA Champion	2022
Coach of the Year	2022
Coach of the Month	Sept. 2024, June 2023, May 2022
Commissioner's Cup Champion	2022

WNBA (1999-2014)	
New York Liberty	1999-2006
San Antonio Stars	2007-14
All-Star	2003, 2005-07, 2009, 2011
All-WNBA First Team	2007, 2009
All-WNBA Second Team	2005, 2008
WNBA Assists Leader	2007
WNBA 15th Anniversary Team	2011
WNBA 20th Anniversary Team	2016
WNBA 25th Anniversary Team	2021
WNBA Finals	1999, 2000, 2002, 2008
No. 25 Retired by San Antonio	June 25, 2016
No. 25 Retired by Las Vegas	September 13, 2021
Halls of Fame	
Naismith Memorial Basketball Hall of Fame	2023
San Antonio Sports Hall of Fame	2018
Colorado Sports Hall of Fame	2015

WNBA HEAD COACH RECORD

		REG SEASON		WNBA	PLAYOFFS		
TEAM	**YEAR**	**W-L**	**PCT**	**FINISH**	**W-L**	**PCT**	**NOTES**
Las Vegas Aces	2022	26-10	.722	1st	8-2	.800	WNBA Champion, Commissioner's Cup Champion, regular season No. 1
Las Vegas Aces	2023	34- 6	.850	1st	8-1	.875	WNBA Champion, regular season No. 1
Las Vegas Aces	2024	27-13	.675	4th	2-0	1.000	
Totals	**3 Years**	**87-29**	**.750**	**---**	**18-3**	**.857**	**2 WNBA championships, 1 Commissioner's Cup championship**

NBA ASSISTANT COACH RECORD

		REG SEASON		WNBA	PLAYOFFS		
TEAM	**YEAR**	**W-L**	**PCT**	**CON FIN**	**POST W-L**	**PCT**	**NOTES**
San Antonio Spurs	2014-15	55-27	.671	6th	3-4	.429	Western Conference First Round
San Antonio Spurs	2015-16	67-15	.817	2nd	6-4	.600	Western Conference Semifinals
San Antonio Spurs	2016-17	61-21	.744	2nd	8-8	.500	Western Conference Finals
San Antonio Spurs	2017-18	47-35	.573	7th	1-4	.250	Western Conference First Round
San Antonio Spurs	2018-19	48-34	.585	7th	3-4	.429	Western Conference First Round
San Antonio Spurs	2019-20	32-39	.451	11th	-	.-	-
San Antonio Spurs	2020-21	33-39	.458	10th	-	.-	-
San Antonio Spurs	2021-22	34-48	.415	10th	-	.-	-
Totals	**8 Years**	**377-258**	**.594**		**21-24**	**.467**	

WNBA STATISTICS

YEAR	TM	G	GS	MP	FG	FGA	FG%	3P	3PA	3P%	2P	2PA	2P%	eFG%	FT	FTA	FT%	OR	DR	REB	RPG	A	S	B	TO	PF	PTS	PPG
1999	NYL	30	0	202	27	64	.422	11	38	.289	16	26	.615	.508	15	17	.882	2	17	19	0.6	17	6	0	24	27	80	2.7
2000	NYL	32	16	835	119	252	.472	52	141	.369	67	111	.604	.575	61	69	.884	19	45	64	2.0	58	29	1	62	55	351	11.0
2001	NYL	32	0	619	90	197	.457	42	111	.378	48	86	.558	.563	40	51	.784	10	42	52	1.6	51	27	1	48	46	262	8.2
2002	NYL	32	1	659	87	197	.442	44	114	.386	43	83	.518	.553	38	56	.679	18	50	68	2.1	54	25	0	55	49	256	8.0
2003	NYL	11	2	257	50	87	.575	23	49	.469	27	38	.711	.707	39	41	.951	1	20	21	1.9	18	10	1	27	13	162	14.7
2004	NYL	34	34	1130	153	354	.432	57	170	.335	96	184	.522	.513	97	116	.836	17	101	118	3.5	150	58	2	118	73	460	13.5
2005	NYL	34	34	1165	145	336	.432	65	178	.365	80	158	.506	.528	118	131	.901	20	94	114	3.4	146	60	2	107	77	473	13.9
2006	NYL	22	20	674	107	252	.425	37	108	.343	70	144	.486	.498	72	75	.960	6	60	66	3.0	81	29	3	65	46	323	14.7
2007	SAS	28	27	934	179	402	.445	74	183	.404	105	219	.479	.537	95	102	.931	8	69	77	2.8	140	23	5	114	51	527	18.8
2008	SAS	33	33	1101	171	438	.390	77	220	.350	94	218	.431	.478	163	174	.937	13	78	91	2.8	161	43	7	104	60	582	17.6
2009	SAS	31	31	1049	200	447	.447	76	206	.369	124	241	.515	.532	128	142	.901	25	78	103	3.3	156	49	12	111	54	604	19.5
2010	SAS	32	32	1075	159	360	.442	69	177	.390	90	183	.492	.538	97	101	.960	16	77	93	2.9	172	36	8	108	61	484	15.1
2011	SAS	33	33	1050	176	400	.440	75	193	.389	101	207	.488	.534	99	111	.892	5	91	96	2.9	192	49	7	119	51	526	15.9
2012	SAS	33	33	998	160	363	.441	80	184	.435	80	179	.447	.551	85	97	.876	9	74	83	2.5	176	31	6	106	37	485	14.7
2013	SAS	1	1	12	1	3	.333	0	1	.000	1	2	.500	.333	0	0		0	1	1	1.0	1	0	0	3	0	2	2.0
2014	SAS	32	32	784	91	218	.417	47	118	.398	44	100	.440	.525	35	35	1.000	3	42	45	1.4	135	13	4	53	37	264	8.3
Career		**450**	**329**	**12544**	**1915**	**4370**	**.438**	**829**	**2191**	**.378**	**1086**	**2179**	**.498**	**.533**	**1182**	**1318**	**.897**	**172**	**939**	**1111**	**2.5**	**1708**	**488**	**59**	**1224**	**737**	**5841**	**13.0**

KIERSTAN BELL • No. 1

Guard • 6-1 • Florida Gulf Coast '22 • 3rd Year

WNBA CAREER HIGHLIGHTS

- 2022 & 2023 WNBA Champion.

2023 (LAS VEGAS)

- Won WNBA Championship.
- Scored in double figures 3 times, including a career-high 15 points on Aug. 1.
- Saw action in 8 playoff contests and scored a high of 4 points vs. Dallas on Sept. 29.

2022 (LAS VEGAS)

- Won WNBA Championship
- In the playoffs, scored a career playoff-high 11 vs. Phoenix on Aug. 20.

COLLEGIATE HIGHLIGHTS (FLORIDA GULF COAST/OHIO STATE)

- Named ASUN Player of the Year as a sophomore.
- First player in program history to record a 20-20 game (24 points, 20 rebounds) in FGCU debut vs Davidson on Nov. 30, 2020.
- 2021, 2022 All-American honorable mention.
- 2-time Becky Hammon Mid-Major Player of the Year.
- Transferred to Florida Gulf Coast after playing as a freshman for Ohio State, where she listed as an All-Big Ten honorable mention and named to the Big Ten All-Freshmen Team.

GO TO KIERSTAN BELL'S COMPLETE BIO ONLINE

- Online bio includes items such as expanded WNBA statistics, more notes, college and international statistics, and more!

RECORD WITHOUT

Year	Games Missed	Record With	Record Without
2022	15	18-3	8-7
2023	4	31-5	3-1
2024	34	6-0	21-13
Totals	**53**	**55-8**	**32-21**

2024 REGULAR SEASON HIGHS

PTS	12		Dallas	Sept. 19
REBS	4		Dallas	Sept. 19
ASTS	5		Dallas	Sept. 19
STLS	0			
BLKS	0			
MINS	24:12		Dallas	Sept. 19

CAREER REGULAR SEASON HIGHS

PTS	15		Atlanta	Aug. 1, 2023
REBS	5	@	Connecticut	June 8, 2023
ASTS	5		Dallas	Sept. 19, 2024
STLS	2	2x,	Last vs. New York	Aug. 17, 2023
BLKS	2		Los Angeles	May 27, 2023
MINS	24:12		Dallas	Sept. 19, 2024

CAREER PLAYOFF HIGHS

PTS	11		Phoenix	Aug. 20, 2022
REBS	4		Phoenix	Aug. 20, 2022
ASTS	1	3x,	Last vs Dallas	Sept. 24, 2023
STLS	2		Chicago	Sept. 13, 2023
BLKS	1	2x,	Last vs Dallas	Sept. 24, 2023
MINS	16:33		Chicago	Sept. 13, 2023

WNBA RANKINGS

	PPG	RPG	APG	SPG	BPG	MPG	FG%	3G%	FT%
2022	---	---	---	---	---	---	---	---	---
2023	---	---	---	---	---	---	---	---	---
2024	---	---	---	---	---	---	---	---	---

SEASON HIGHS

	PTS	REBS	ASTS	STLS	BLKS	MIN	FGM	FGA	3PM	3PA	FTM	FTA
2022	12	5	2	1	1	15:48	4	6	2	4	2	2
2023	15	5	2	2	2	19:24	5	9	3	6	2	2
2024	12	4	5	0	0	24:12	4	11	3	6	1	2

MILESTONES REACHED

Mark	Opponent	Date	Game #
1st Point	Phoenix	5/21/2022	5

UPCOMING MILESTONES

Mark	Category	Current	Needs
200	Points	176	24
100	Rebounds	81	19

10+ REBOUNDS & ASSISTS GAMES

YEAR	REB 10+	ASTS 10+	DUB-DUBS PT/REB
2022	0	0	0
2023	0	0	0
2024	0	0	0
Totals	**0**	**0**	**0**

10+ POINT GAMES

SCORING YEAR	10+	20+
2022	1	0
2023	3	0
2024	1	0
Totals	**4**	**0**

CAREER REGULAR SEASON STATISTICS

YEAR	TM	G	GS	MP	FG	FGA	FG%	3P	3PA	3P%	2P	2PA	2P%	eFG%	FT	FTA	FT%	OR	DR	REB	RPG	A	S	B	TO	PF	PTS	PPG
2022	LVA	21	1	121	10	33	.303	3	22	.136	7	11	.636	.348	4	4	1.000	4	15	19	0.9	7	2	3	5	10	27	1.3
2023	LVA	36	0	424	53	153	.346	20	82	.244	33	71	.465	.412	6	10	.600	14	42	56	1.6	18	15	5	14	47	132	3.7
2024	LVA	6	0	43	6	16	.375	4	8	.500	2	8	.250	.500	1	2	.500	1	5	6	1.0	5	0	0	1	5	17	2.8
Career		**63**	**1**	**588**	**69**	**202**	**.342**	**27**	**112**	**.241**	**42**	**90**	**.467**	**.408**	**11**	**16**	**.688**	**19**	**62**	**81**	**1.3**	**30**	**17**	**8**	**20**	**62**	**176**	**2.8**

CAREER PLAYOFF STATISTICS

Year	Tm	G	GS	MP	FG	FGA	FG%	3P	3PA	3P%	2P	2PA	2P%	eFG%	FT	FTA	FT%	OR	DR	REB	RPG	A	S	B	TO	PF	PTS	PPG
2022	LVA	4	0	19	4	6	.667	3	5	.600	1	1	1.000	.917	0	1	.000	0	5	5	1.3	1	0	0	2	2	11	2.8
2023	LVA	8	0	50	3	18	.167	0	11	.000	3	7	.429	.167	4	4	1.000	2	4	6	0.8	2	3	2	2	3	10	1.3
2024	LVA																											
Career		**12**	**0**	**69**	**7**	**24**	**.292**	**3**	**16**	**.188**	**4**	**8**	**.500**	**.354**	**4**	**5**	**.800**	**2**	**9**	**11**	**0.9**	**3**	**3**	**2**	**4**	**5**	**21**	**1.8**

QUEEN EGBO • No. 4

Forward/Center • 6-4 • Baylor '22 • 3rd Year

WNBA CAREER HIGHLIGHTS

- Selected No. 10 by the Indiana Fever in the 2022 WNBA Draft.
- 2022 All-Rookie Team

2024 (LAS VEGAS, LA, CONNECTICUT)

- Signed a 7-day contract with the Aces on Sept. 2, a 2nd 7-day contract on Sept. 9 and a rest of season contract on Sept. 16
- The Mystics dealt Egbo to the Connecticut Sun on May 7, 2024, in exchange for Bernadett Hatar and a second round pick in the 2025 WNBA Draft. The Sun waived her on June 5, and Egbo signed a hardship contract with the Los Angeles Sparks on June 22. Los Angeles waived her one week later.

2023 (INDIANA, WASHINGTON)

- Midway through the 2023 season, the Fever traded Egbo to the Washington Mystics in exchange for Amanda Zahui B. Between the two teams, she averaged 4. 8 points and 4.3 rebounds over 37 games while connecting on 50.0 percent of her field goal attempts.

2022 (INDIANA)

- Averaged 7.2 points and 6.3 rebounds while blocking 1.2 shots per game, and was named to the WNBA All-Rookie Team.

COLLEGIATE HIGHLIGHTS (BAYLOR)

- Averaged 9.5 point and 7.0 rebounds during her four-year career, helping the Bears to the 2019 NCAA Championship.

USA BASKETBALL

- Earned a gold medal with the 2019 USA Basketball U19 National Team at the FIBA U19 World Cup in Bangkok, Thailand.

PERSONAL

- Hails from Houston, Texas.

WNBA RANKINGS

	PPG	RPG	APG	SPG	BPG	MPG	FG%	3G%	FT%
2022	---	17th	---	---	5th	---	---	---	---
2023	---	---	---	---	21st	---	---	---	---
2024	---	---	---	---	---	---	---	---	---

SEASON HIGHS

	PTS	REBS	ASTS	STLS	BLKS	MIN	FGM	FGA	3PM	3PA	FTM	FTA
2022	14	14	4	6	7	32:20	6	13	0	0	4	7
2023	16	10	2	2	3	24:18	7	9	0	0	4	4
2024	8	5	0	2	1	15:21	4	6	0	0	2	2

2024 REGULAR SEASON HIGHS

PTS	8	Dallas	Sept. 19
REBS	5	Dallas	Sept. 19
ASTS	0		
STLS	2	Dallas	Sept. 19
BLKS	1	Dallas	Sept. 19
MINS	15:21	Dallas	Sept. 19

CAREER REGULAR SEASON HIGHS

PTS	16	Chicago	Aug. 13, 2022
REBS	14	New York	May 13, 2022
ASTS	4	New York	May 13, 2022
STLS	5	Minnesota	May 10, 2022
BLKS	3	7x, Last vs Indiana	July 19, 2023
MINS	32:20	Atlanta	May 15, 2022

CAREER PLAYOFF HIGHS

PTS	0		
REBS	1	@ New York	Sept. 15, 2023
ASTS	0		
STLS	0		
BLKS	0		
MINS	4:54	@ New York	Sept. 15, 2023

CAREER REGULAR SEASON STATISTICS

YEAR	TM	G	GS	MP	FG	FGA	FG%	3P	3PA	3P%	2P	2PA	2P%	eFG%	FT	FTA	FT%	OR	DR	REB	RPG	A	S	B	TO	PF	PTS	PPG
2022	IND	33	31	720	95	215	.442	0	0	---	95	215	.442	.442	49	76	.645	61	148	209	6.3	31	30	40	64	98	239	7.2
2023	TOT	37	0	475	74	148	.500	0	0	---	74	148	.500	.500	30	47	.638	40	118	158	4.3	11	15	24	35	86	178	4.8
2023	IND	16	0	143	18	45	.400	0	0	---	18	45	.400	.400	11	17	.647	16	49	65	4.1	2	2	8	11	31	47	2.9
2023	WAS	21	0	332	56	103	.544	0	0	---	56	103	.544	.544	19	30	.633	24	69	93	4.4	9	13	16	24	55	131	6.2
2024	TOT	5	0	11	1	6	.167	0	0	---	1	6	.167	.167	2	2	1.000	2	3	5	1.0	0	1	0	0	2	4	0.8
2024	CON	3	0	7	0	5	.000	0	0	---	0	5	.000	.000	2	2	1.000	1	1	2	0.7	0	0	0	0	1	2	0.7
2024	LAS	2	0	4	1	1	1.000	0	0	---	1	1	1.000	1.000	0	0	---	1	2	3	1.5	0	1	0	0	1	2	1.0
2024	LVA	3	0	18	4	6	.667	0	0	---	4	6	.667	.667	0	0	---	1	4	5	1.3	0	2	1	0	2	8	1.5
Career		**78**	**31**	**1224**	**174**	**375**	**.464**	**0**	**0**	**---**	**174**	**375**	**.464**	**.464**	**81**	**125**	**.648**	**104**	**273**	**377**	**4.8**	**42**	**48**	**65**	**99**	**188**	**429**	**5.5**

CAREER PLAYOFF STATISTICS

YEAR	TM	G	GS	MP	FG	FGA	FG%	3P	3PA	3P%	2P	2PA	2P%	eFG%	FT	FTA	FT%	OR	DR	REB	RPG	A	S	B	TO	PF	PTS	PPG
2023	WAS	2	0	9	0	2	.000	0	0	---	0	2	.000	.000	0	0	---	1	0	1	0.5	0	0	0	0	0	0	0.0
2024	LVA																											
Career		**2**	**0**	**9**	**0**	**2**	**.000**	**0**	**0**	**---**	**0**	**2**	**.000**	**.000**	**0**	**0**	**---**	**1**	**0**	**1**	**0.5**	**0**	**0**	**0**	**0**	**0**	**0**	**0.0**

ALYSHA CLARK • NO. 7

Forward • 5-11 • Middle Tennessee '10 • 10th Year

WNBA CAREER HIGHLIGHTS

- 2023 WNBA Sixth Player of the Year
- 2018, 2020 & 2023 WNBA Champion
- 2020 WNBA All-Defensive First Team
- 2019 WNBA All Defensive Second Team
- 2019, 2020 led WNBA in 3-point field goal percentage.
- Enters the 2024 WNBA season ranked third in league history in two-point field goal percentage (.577). Sylvia Fowles ranks first at .599.
- Enters the 2024 WNBA season ranked second in league history in effective field goal percentage.

2023 (LAS VEGAS)

- Won her 3rd WNBA Championship .
- Named the WNBA and Associated Press Sixth Woman of the Year.
- Started Game 4 of the Finals and was instrumental in holding Breanna Stewart to 10 points on 3 of 17 from the field.
- Against Chicago in the First Round, scored 13 points on Sept. 13 in Game 1 and 14 points on Sept. 17 in Game 2.
- Scored a season-high 16 points on Sept. 2 vs. Seattle on 4 of 9 from the field, 4 of 6 from 3-point and 4 of 4 from the line.
- Scored in double figures 13 times in 48 games, including 3 in the playoffs and 10 in the regular season.

2022 (WASHINGTON)

- Finished 1st in the WNBA in 2-point field goal percentage (.629).
- Scored in double-figures on 9 occasions, including a season-high 20 points at Las Vegas on June 25.

2021 (WASHINGTON)

- Sat out the 2021 WNBA season due to a Lisfranc injury of her right foot suffered while playing in France.

2020 (SEATTLE)

- Won her 2nd WNBA Championship.
- Led the WNBA in Offensive Efficiency Rating (132.6), which, heading into the 2024 season, was the 3rd-highest in league history per Basketball Reference.
- Led WNBA in 3-point field goal percentage with what was, at the time, the 5th highest percentage in league history.

2019 (SEATTLE)

- Led WNBA in 3-point field goal percentage.
- Finished 8th in the WNBA in true shooting percentage (.602) and 4th in effective field goal percentage (.589).

2018 (SEATTLE)

- Won her 1st WNBA Championship.
- Scored in double figures on 9 occasions, including a season-high 17 at Los Angeles on June 7.

2017 (SEATTLE)

- Finished 3rd in the WNBA in 2-point field goal percentage (.622), 10th in field goal percentage, and 8th in effective field goal percentage (.579).
- Scored in double figures on 12 occasions, including 2 games of 20 or more and a season-high 22 vs. Indiana on May 28

2016 (SEATTLE)

- Finished 9th in the WNBA in 3-point field goal percentage, 10th in 2-point field goal percentage, 10th in true shooting percentage (.609) and 9th in effective field goal percentage (.567).
- Scored in double-figures on 14 occasions, including 2 games of 20 or more points, and a career-high 23 points on 7-of-7 shooting from the field vs. New York on June 5.

2015 (SEATTLE)

- Led the WNBA in 2-point field goal percentage (.689), true shooting percentage (.646) and effective field goal percentage (.620), and finished 5th in field goal percentage.
- Scored in double figures on 9 occasions, including a season-high 14 vs. Atlanta on July 18.

2014 (SEATTLE)

- Picked up the first start of her WNBA career on May 23 vs. Connecticut.

2013 (SEATTLE)

- Scored in double figures on 2 occasions, including a season-high 11 points vs. Tulsa on September 14.

2012 (SEATTLE)

- Saw her first action in the W on June 1 vs. Tulsa.

COLLEGIATE HIGHLIGHTS

- Earned multiple All-America honors as a senior.
- Two-time Sun Belt Player of the Year (2009, 2010).
- Two-time Sun Belt Tournament Most Outstanding Player (2009, 2010).
- Two-time leading scorer in the nation (2008-09, 2009-10)

GO TO ALYSHA CLARK'S COMPLETE BIO ONLINE

- Online bio includes items such as expanded WNBA statistics, more notes, college and international statistics, and more!

SEASON HIGHS

	PTS	REBS	ASTS	STLS	BLKS	MIN	FGM	FGA	3PM	3PA	FTM	FTA
2012	9	8	1	1	1	26:00	4	7	2	3	3	4
2013	11	6	2	2	1	25:00	4	9	3	5	3	5
2014	8	6	2	2	4	27:00	4	8	2	4	4	4
2015	14	9	3	3	1	32:47	5	9	3	5	4	5
2016	23	8	7	3	1	35:22	7	13	3	7	7	8
2017	22	10	5	2	1	36:19	9	13	3	5	4	4
2018	17	8	4	5	1	38:17	6	9	3	6	8	8
2019	21	10	6	3	4	35:59	7	14	4	7	5	6
2020	16	8	6	4	2	36:31	7	12	4	6	4	5
2021	DNP -- Injured											
2022	20	9	5	4	1	40:50	8	11	4	7	4	4
2023	16	8	4	2	1	35:08	4	9	4	7	4	4
2024	14	8	6	4	2	35:26	5	10	4	6	3	4

RECORD WITHOUT

Year	Games Missed	Record With	Record Without
2012	11	12-11	4- 7
2013	1	16-17	1- 0
2014	0	12-22	0- 0
2015	1	10-23	0- 1
2016	1	16-17	0- 1
2017	1	14-19	1- 0
2018	4	23- 7	3- 1
2019	3	17-14	1- 2
2020	0	18- 4	0- 0
2021	32	0- 0	12-20
2022	7	18-11	4- 3
2023	1	33- 6	1- 0
2024	0	27-13	0-0
Totals	**62**	**216-164**	**27-35**

ALYSHA CLARK • NO. 7

WNBA RANKINGS

	PPG	RPG	APG	SPG	BPG	MPG	FG%	3G%	FT%
2012	---	---	---	---	---	---	---	---	---
2013	---	---	---	---	---	---	---	---	---
2014	---	---	---	---	---	---	---	---	---
2015	---	---	---	---	---	---	5th	---	---
2016	---	---	---	---	---	---	16th	9th	---
2017	---	---	---	---	---	---	7th	---	---
2018	---	---	---	---	---	---	---	---	---
2019	---	---	---	---	---	---	18th	1st	---
2020	---	---	---	13th	---	23rd	4th	1st	---
2021	DNP -- Injured								
2022	---	---	---	---	---	---	---	---	---
2023	---	---	---	---	---	---	---	17th	---
2024	---	---	---	---	---	---	---	20th	---

2024 REGULAR SEASON HIGHS

PTS	14	@	Indiana	Sept. 11
REBS	8	@	Atlanta	May 29
ASTS	6	@	Los Angeles	July 5
STLS	4		Indiana	May 25
BLKS	2	2x,	Lasy vs. Atlanta	Aug. 30
MINS	35:26	@	Atlanta	May 29

CAREER REGULAR SEASON HIGHS

PTS	23		New York	June 5, 2016
REBS	10		2x, last vs LA	June 21, 2019
ASTS	7	@	Atlanta	Sept. 4, 2016
STLS	5	@	Los Angeles	June 7, 2018
BLKS	4		2x, last @ Chicago	June 9, 2019
MINS	41	@	Las Vegas	June 25, 2022

MILESTONES REACHED

Mark	Opponent	Date	Game #
1st Point	Tulsa	June 1, 2012	1
1,000th Point	@ Dallas	July 1, 2017	171
2,000th Point	@ Seattle	June 23, 2022	286
2,500th Point	@ Washington	June 29, 2024	357
1,000th Rebound	@ Connecticut	July 3, 2022	289
500th Assist	Indiana	May 25, 2024	34

CAREER PLAYOFF HIGHS

PTS	21	Las Vegas	Oct. 4, 2020
REBS	13	Phoenix	Sept. 4, 2018
ASTS	6	Las Vegas	Oct. 4, 2020
STLS	4	Minnesota	Sept. 11, 2019
BLKS	2	Las Vegas	Oct. 2, 2020
MINS	39:26	Phoenix	Aug. 28, 2018

10+ REBOUNDS & ASSISTS GAMES

YEAR	REB 10+	AST 10+	DOUBLE-DOUBLES PT/REB	PT/AST
2012	0	0	0	0
2013	0	0	0	0
2014	0	0	0	0
2015	0	0	0	0
2016	0	0	0	0
2017	1	0	0	0
2018	0	0	0	0
2019	1	0	0	0
2020	0	0	0	0
2021	DNP -- Injured			
2022	0	0	0	0
2023	0	0	0	0
2024	0	0	0	0
Totals	**2**	**0**	**0**	**0**

10+ POINT GAMES

YEAR	SCORING 10+	20+
2012	0	0
2013	2	0
2014	0	0
2015	9	0
2016	14	2
2017	12	2
2018	9	0
2019	16	1
2020	13	0
2021	DNP -- Injured	
2022	9	1
2023	10	0
2024	7	0
Totals	**101**	**6**

CAREER REGULAR SEASON STATISTICS

YEAR	TM	G	GS	MP	FG	FGA	FG%	3P	3PA	3P%	2P	2PA	2P%	eFG%	FT	FTA	FT%	OR	DR	REB	RPG	A	S	B	TO	PF	PTS	PPG
2012	SEA	23	0	238	29	53	.547	9	20	.450	20	33	.606	.632	12	17	.706	13	34	47	2.0	7	5	1	19	27	79	3.4
2013	SEA	33	0	505	48	106	.453	16	41	.390	32	65	.492	.528	19	25	.760	32	50	82	2.5	12	14	5	35	50	131	4.0
2014	SEA	34	22	561	56	125	.448	14	57	.246	42	68	.618	.504	16	23	.696	26	47	73	2.1	20	16	10	24	64	142	4.2
2015	SEA	33	31	763	86	158	.544	24	68	.353	62	90	.689	.620	31	40	.775	13	108	121	3.7	39	23	6	36	79	227	6.9
2016	SEA	33	32	911	105	217	.484	36	93	.387	69	124	.556	.567	50	59	.847	40	81	121	3.7	64	24	2	44	87	296	9.0
2017	SEA	33	33	934	106	202	.525	22	67	.328	84	135	.622	.579	38	51	.745	33	105	138	4.2	54	24	4	33	80	272	8.2
2018	SEA	31	30	813	83	173	.480	29	74	.392	54	99	.545	.564	33	39	.846	31	77	108	3.5	58	31	4	36	70	228	7.4
2019	SEA	31	30	881	114	237	.481	51	106	.481	63	131	.481	.589	18	22	.818	37	108	145	4.7	79	33	17	48	60	297	9.6
2021	SEA	DNP--Injured																										
2020	SEA	22	22	633	82	147	.558	35	67	.522	47	80	.588	.677	20	25	.800	19	74	93	4.2	59	33	11	19	38	219	10.0
2022	WAS	29	29	766	91	196	.464	30	99	.303	61	97	.629	.541	21	23	.913	23	108	131	4.5	59	27	8	38	55	233	8.0
2023	LVA	39	1	876	91	205	.444	51	132	.386	40	73	.548	.568	27	33	.818	21	112	133	3.4	42	24	6	28	85	260	6.7
2024	LVA	39	17	947	81	182	.445	45	120	.375	36	62	.581	.569	23	28	.821	20	122	142	3.6	68	33	11	54	104	230	5.9
Career		**380**	**247**	**8828**	**972**	**2001**	**.486**	**362**	**944**	**.383**	**610**	**1057**	**.577**	**.576**	**308**	**385**	**.800**	**308**	**1026**	**1334**	**3.5**	**561**	**288**	**85**	**414**	**799**	**2614**	**6.9**

Career Playoff Statistics

YEAR	TM	G	GS	MP	FG	FGA	FG%	3P	3PA	3P%	2P	2PA	2P%	eFG%	FT	FTA	FT%	OR	DR	REB	RPG	A	S	B	TO	PF	PTS	PPG
2013	SEA	2	0	37	5	11	.455	2	6	.333	3	5	.600	.545	2	2	1.000	1	9	10	5.0	1	0	0	1	4	14	7.0
2016	SEA	1	1	28	3	9	.333	0	1	.000	3	8	.375	.333	2	2	1.000	1	1	2	2.0	3	0	0	1	3	8	8.0
2017	SEA	1	1	26	2	3	.667	0	0	----	2	3	.667	.667	2	2	1.000	2	3	5	5.0	0	1	1	1	3	6	6.0
2018	SEA	8	8	280	25	50	.500	11	24	.458	14	26	.538	.610	7	8	.875	16	31	47	5.9	20	4	2	5	20	68	8.5
2019	SEA	2	2	57	1	7	.143	1	5	.200	0	2	.000	.214	6	7	.857	0	7	7	3.5	2	4	1	5	5	9	4.5
2020	SEA	6	6	183	24	53	.453	8	23	.348	16	30	.533	.528	6	6	1.000	11	28	39	6.5	19	4	4	4	16	62	10.3
2022	WAS	2	2	51	4	7	.571	2	4	.500	2	3	.667	.714	2	3	.667	0	7	7	3.5	6	3	1	1	5	12	6.0
2023	LVA	9	1	217	27	51	.529	7	22	.318	20	29	.690	.598	13	14	.929	12	28	40	4.4	12	3	1	9	25	74	8.2
2024	LVA	2	0	36	2	6	.333	1	4	.250	1	2	.500	.417	2	2	1.000	0	5	5	2.5	3	1	0	2	3	7	3.5
Career		**33**	**21**	**915**	**93**	**197**	**.472**	**32**	**89**	**.360**	**61**	**108**	**.565**	**.553**	**42**	**46**	**.913**	**43**	**119**	**162**	**4.9**	**67**	**20**	**10**	**29**	**84**	**260**	**7.9**

SYDNEY COLSON • No. 51

Guard • 5-8 • Texas A&M '11 • 10th Year

WNBA CAREER HIGHLIGHTS

- 2022 & 2023 WNBA Champion

2023 (LAS VEGAS)

- Won her 2nd WNBA Championship.
- Posted the highest effective field goal percentage of her career (.556).
- Scored a season-high 6 points on Aug. 28

2022 (LAS VEGAS)

- Won her 1st WNBA Championship.
- Her 5 assists at Phoenix on May 6 were her most since she dished out 6 vs. Atlanta on Aug. 16, 2020.

2019 (LAS VEGAS)

- Forced the pass in the 2nd round of the WNBA Playoffs which led to the 'Hamby Heave' and a trip to the WNBA Semifinals for the Aces.

COLLEGIATE HIGHLIGHTS

- Finished her career ranked 5th all-time at A&M in assists and 4th in steals .
- Posted 3-straight 100-assist seasons.
- Led Aggies to the 2011 NCAA National Championship, and was named All-Big 12 honorable mention as a senior.

PERSONAL

- Majored in sociology at Texas A&M.
- Would like to pursue a television career as a sports commentator after WNBA career.
- Takes acting classes, and has spent time as a stand up comic (watch her recent set from Brad Garrett's Comedy Club at MGM Grand)

GO TO SYDNEY COLSON'S COMPLETE BIO ONLINE

- Online bio includes items such as expanded WNBA statistics, more notes, college and international statistics, and more!

RECORD WITHOUT

Year	Games Missed	Record With	Record Without
2011	18	10- 6	9- 9
2015	0	8-26	0- 0
2016	0	7-27	0- 0
2017	6	7-21	1- 5
2018	32	0- 2	18-14
2019	1	20-13	1- 0
2020	5	8- 9	4- 1
2022	18	15- 2	11-7
2023	12	24- 4	10-2
2024	9	21- 10	6- 3
Totals	**101**	**120-121**	**60-41**

SYDNEY COLSON • No. 51

WNBA RANKINGS

	PPG	RPG	APG	SPG	BPG	MPG	FG%	3G%	FT%
2011	---	---	---	---	---	---	---	---	---
2015	---	---	15th	---	---	---	---	---	---
2016	---	---	---	23rd	---	---	---	---	---
2017	---	---	---	---	---	---	---	---	---
2018	---	---	---	---	---	---	---	---	---
2019	---	---	---	---	---	---	---	---	---
2020	---	---	---	---	---	---	---	---	---
2022	---	---	---	---	---	---	---	---	---
2023	---	---	---	---	---	---	---	---	---
2024	---	---	---	---	---	---	---	---	---

2024 REGULAR SEASON HIGHS

PTS	13	Dallas	Sept. 19
REBS	5	Dallas	Sept. 19
ASTS	4	2x, Last vs Dallas	Sept. 19
STLS	2	3x, Last Dallas	Sept. 19
BLKS	1	3x, Last @ Seattle	Sept. 17
MINS	31:38	Dallas	Sept. 19

CAREER REGULAR SEASON HIGHS

PTS	17	@	Washington	July 13, 2019
REBS	4	5x	Last vs. Phoenix	Sept. 10, 2023
ASTS	8	@	Phoenix	June 30, 2015
STLS	4	3x	Last @ Washington	July 13, 2019
BLKS	2	3x	Last @ New York	July 7, 2019
MINS	31:38		Dallas	Sept. 19, 2024

SEASON HIGHS

	PTS	REBS	ASTS	STLS	BLKS	MIN	FGM	FGA	3PM	3PA	FTM	FTA
2011	6	1	2	2	1	16:00	2	3	2	3	5	6
2015	9	4	8	4	2	30:06	4	9	1	3	4	6
2016	12	4	6	4	1	24:47	5	9	2	4	6	6
2017	11	3	7	2	1	26:49	5	11	1	2	4	6
2018	4	2	2	0	1	11:00	2	4	2	2	1	2
2019	17	3	5	4	2	22:13	4	7	2	3	8	11
2020	6	2	6	3	0	15:52	3	7	1	3	2	2
2022	5	2	5	1	0	15:36	2	7	1	3	2	2
2023	6	2	3	2	1	12:08	2	5	2	3	2	2
2024	13	5	4	2	2	31:38	5	8	3	5	3	4

CAREER PLAYOFF HIGHS

PTS	3	@	Washington	Sept. 19, 2019
REBS	2		Phoenix	Aug. 20, 2022
ASTS	4		Phoenix	Aug. 20, 2022
STLS	1		New York	Oct. 11, 2023
BLKS	1	2x	Last vs Seattle	Sept. 24, 2024
MINS	14:44	@	New York	Oct. 18, 2023

MILESTONES REACHED

Mark	Opponent	Date	Game #
1st Point	Atlanta	6/14/2011	1
500th Point	@ Connecticut	8/23/2019	178

10+ REBOUNDS & ASSISTS GAMES

YEAR	REB 10+	ASTS 10+	DUB-DUBS PT/REB
2011	0	0	0
2015	0	0	0
2016	0	0	0
2017	0	0	0
2018	0	0	0
2019	0	0	0
2020	0	0	0
2022	0	0	0
2023	0	0	0
2024	0	0	0
Totals	**0**	**0**	**0**

10+ POINT GAMES

YEAR	SCORING 10+	20+
2011	0	0
2015	0	0
2016	2	0
2017	1	0
2018	0	0
2019	2	0
2020	0	0
2022	0	0
2023	0	0
2024	1	0
Totals	**6**	**0**

CAREER REGULAR SEASON STATISTICS

YEAR	TM	G	GS	MP	FG	FGA	FG%	3P	3PA	3P%	2P	2PA	2P%	eFG%	FT	FTA	FT%	OR	DR	REB	RPG	A	S	B	TO	PF	PTS	PPG
2011	NYL	16	0	86	7	20	.350	3	7	.429	4	13	.308	.425	5	6	.833	0	6	6	0.4	10	4	2	17	9	22	1.4
2015	SAS	34	5	541	44	107	.411	7	22	.318	37	85	.435	.444	24	35	.686	10	29	39	1.1	95	28	10	42	61	119	3.5
2016	SAS	34	0	573	59	137	.431	5	26	.192	54	111	.486	.449	49	59	.831	14	41	55	1.6	87	38	1	51	62	172	5.1
2017	SAS	28	4	326	29	88	.330	2	10	.200	27	78	.346	.341	22	32	.688	3	12	15	0.5	55	14	2	27	36	82	2.9
2018	MIN	2	0	17	3	7	.429	0	2	.000	3	5	.600	.429	1	2	.500	1	1	2	1.0	4	0	1	4	2	7	3.5
2019	LVA	33	0	379	37	84	.440	9	20	.450	28	64	.438	.494	27	33	.818	2	21	23	0.7	59	31	4	28	40	110	3.3
2020	CHI	17	0	110	9	21	.429	3	9	.333	6	12	.500	.500	7	8	.875	1	6	7	0.4	14	6	0	14	13	28	1.6
2022	LVA	18	0	123	10	32	.313	3	11	.273	7	21	.333	.359	5	5	1.000	3	5	8	0.4	18	2	0	7	14	28	1.6
2023	LVA	28	0	135	12	27	.444	6	16	.375	6	11	.545	.556	5	6	.833	4	8	12	0.4	22	9	1	6	24	35	1.3
2024	LVA	31	1	248	27	64	.422	14	37	.378	13	27	.481	.531	8	9	.889	1	13	14	0.5	30	15	5	14	23	76	2.5
Career		**241**	**10**	**2538**	**238**	**588**	**.405**	**52**	**160**	**.325**	**186**	**428**	**.435**	**.449**	**153**	**195**	**.785**	**39**	**142**	**181**	**0.8**	**394**	**147**	**26**	**210**	**284**	**681**	**2.8**

CAREER PLAYOFF STATISTICS

YEAR	TM	G	GS	MP	FG	FGA	FG%	3P	3PA	3P%	2P	2PA	2P%	eFG%	FT	FTA	FT%	OR	DR	REB	RPG	A	S	B	TO	PF	PTS	PPG
2011	NYL	1	0	2	0	0	----	0	0	----	0	0	----	----	0	0	----	0	0	0	0.0	0	0	0	0	0	0	0.0
2019	LVA	5	0	14	1	6	.167	0	1	.000	1	5	.200	.167	1	2	.500	1	0	1	0.2	1	0	1	1	2	3	0.6
2020	CHI	1	0	0	0	0	----	0	0	----	0	0	----	----	0	0	----	0	0	0	0.0	0	0	0	0	0	0	0.0
2022	LVA	4	0	19	0	4	.000	0	1	.000	0	3	.000	.000	0	0	----	1	3	4	1.0	4	0	0	1	2	0	0.0
2023	LVA	7	0	34	1	4	.250	0	1	.000	1	3	.333	.250	0	0	----	1	2	3	0.4	2	1	0	3	5	2	0.3
2024	LVA	2	0	10	0	1	.000	0	1	.000	0	0	----	.000	0	0	----	0	0	0	0.0	0	0	1	0	1	0	0.0
Career		**20**	**0**	**79**	**2**	**15**	**.133**	**0**	**4**	**.000**	**2**	**11**	**.182**	**.133**	**1**	**2**	**.500**	**3**	**5**	**8**	**0.4**	**7**	**1**	**2**	**5**	**10**	**5**	**0.3**

CHELSEA GRAY • No. 12

Point Gawd • 5-11 • Duke '13 • 10th Year

WNBA CAREER HIGHLIGHTS

- 2023, 2022 & 2016 WNBA Champion
- 2022 WNBA Finals MVP
- 2024, 2023, 2021, 2019, 2018, 2017 WNBA All-Star
- 2019 All-WNBA First Team
- 2023 and 2017 All-WNBA Second Team
- 2022 WNBA Commissioner's Cup MVP
- Two-time WNBA Western Conference Player of the Week (Aug. 1, 2023; May 27, 2018)
- 2023 All-Star Skills Contest winner

2023 (LAS VEGAS)

- Won her 3rd WNBA Championship.
- Named to the AP All-League First Team and All-WNBA Second Team.
- Finished 3rd among league leaders for assists (7.3 apg).
- Named an All-Star starter.
- Teamed with Kelsey Plum to win the WNBA All-Star Skills Contest.
- Western Conference Player of the Week for games played July 24-30 (24.5 ppg, 5.5 rpg, 8.5 apg).
- Had 20 points and 7 assists to open the playoffs against Chicago on Sept. 13.
- Injured (left foot) and was sidelined for Game 4 of the Finals.
- Averaged 13.1 ppg and 7.3 apg in the first 3 Finals games.
- Recorded the franchise's 2nd triple-double, the 1st for points-rebounds-assists, with 22 points, 11 rebounds and 11 assists against New York on Aug. 17.
- Notched a franchise-record 10 points-assists double-doubles on the year.

2023 (LAS VEGAS)

- Won her 2nd WNBA Championship.
- Won WNBA Championship
- Named WNBA Finals MVP (18.3 ppg, 3.0 rpg, 6.0 apg, 58.5 FG%, 45.0 3G%)
- Named WNBA Commissioner's Cup MVP (19 points, 4 rebounds, 5 assists)
- Finished 21st in the league in scoring, 4th in assists, 17th in field goal percentage, 4th in free throw percentage, 4th in steals, and 22nd in minutes)

2021 (LAS VEGAS)

- Set or tied 3 franchise assist records—14 in a game vs. Lynx, Sept. 8; 10 in a half and 7 in a quarter vs. Fever, May 28

2019 (LOS ANGELES)

- Recorded the 8th triple-double in WNBA regular season history, July 7 (13-pt, 10-reb, 13-asst vs. Washington).
- Set franchise mark with 20 points in a quarter, August 29 vs. Indiana—2nd most points scored in a quarter in W history

2017 (LOS ANGELES)

- 3-point field goal percentage (.482) was highest in team history and 7th highest in WNBA history for players with 50+ attempts

2014 (CONNECTICUT)

- Sat out season rehabbing right knee injury suffered senior year at Duke.

INTERNATIONAL HIGHLIGHTS

- 2024 Olympic gold medalist; led the USA and ranked 8th among the 12-team field for assists (5.2 apg).
- 2020 Olympic gold medalist
- 2022 World Cup gold medalist

COLLEGIATE HIGHLIGHTS

- 2-time All-American
- 2013 ACC Co-Player of the Year
- Set program record for assists in a season (201) as a sophomore

HIGH SCHOOL HIGHLIGHTS

- 2010 California Miss Basketball
- 2010 Gatorade Player of the Year selection

GO TO CHELSEA GRAY'S COMPLETE BIO ONLINE

- Online bio includes items such as expanded WNBA statistics, more notes, college, international and USA Basketball statistics, and more!

RECORD WITHOUT

Year	Games Missed	Record With	Record Without
2014	34	0- 0	13-21
2015	0	15-19	0- 0
2016	1	25- 8	1- 0
2017	0	26- 8	0- 0
2018	0	19-15	0- 0
2019	0	22-12	0- 0
2020	0	15- 7	0- 0
2021	0	24- 8	0- 0
2022	1	25-10	1- 0
2023	0	34- 6	0- 0
2024	13	20- 7	7- 6
Totals	**48**	**225-100**	**22-27**

SEASON HIGHS

	PTS	REBS	ASTS	STLS	BLKS	MIN	FGM	FGA	3PM	3PA	FTM	FTA
2015	16	9	7	3	2	25:48	6	11	4	5	5	6
2016	23	6	8	3	1	36:30	8	10	2	3	6	7
2017	25	8	10	4	1	47:51	9	18	5	8	8	10
2018	26	7	11	6	3	38:36	11	20	4	7	8	11
2019	30	10	13	5	2	41:03	11	21	7	9	7	7
2020	27	8	11	3	1	39:06	10	19	4	7	5	5
2021	21	6	14	5	2	37:14	8	19	3	6	5	5
2022	33	7	12	5	2	39:56	11	17	5	8	11	11
2023	27	11	12	4	3	37:23	10	22	4	7	10	12
2024	22	8	10	3	2	33:53	8	14	3	8	4	5

CHELSEA GRAY • No. 12

WNBA RANKINGS

	PPG	RPG	APG	SPG	BPG	MPG	FG%	3G%	FT%
2015	---	---	18th	---	---	---	---	---	---
2016	---	---	---	---	---	---	---	---	---
2017	19th	---	6th	---	---	3rd	10th	1st	22nd
2018	19th	---	6th	6th	---	5th	16th	14th	18th
2019	13th	---	2nd	---	---	4th	---	13th	5th
2020	21st	---	5th	11th	---	14th	---	---	2nd
2021	---	---	4th	20th	---	---	16th	16th	---
2022	21st	---	4th	4th	---	22nd	17th	---	4th
2023	21st	---	3rd	9th	24th	15th	14th	7th	5th
2024	---	---	---	---	---	---	---	33rd	---

2024 REGULAR SEASON HIGHS

PTS	22	@	Washington	June 29
REBS	8	@	Chicago	Aug. 25
ASTS	10		Chicago	Sept. 3
STLS	3	2x,	Last @ New York	Sept. 8
BLKS	2	6x,	Last @ Indiana	Sept. 11
MINS	33:53		vs New York	Aug. 17

CAREER REGULAR SEASON HIGHS

PTS	33		Seattle	Aug. 14, 2022
REBS	11		New York	Aug. 17, 2023
ASTS	14		Minnesota	Sept. 8, 2021
STLS	6	@	Minnesota	May 20, 2018
BLKS	3	2x,	Last @ Chicago	Aug. 24, 2023
MINS	48	@	Chicago	Aug. 18, 2017

MILESTONES REACHED

Mark	Opponent	Date	Game #
1st Point	Washington	June 5, 2015	1
1,000th Point	Phoenix	May 27, 2018	105
2,000th Point	Las Vegas	Aug. 7, 2020	175
3,000th Point	@ Seattle	Aug. 7, 2022	255
1,000th Assist	@ Phoenix	May 6, 2022	234
1,5000th Assist	Seattle	June 19, 2024	299
1,000th Rebound	@ Connecticut	Sept. 6, 2024	320

CAREER PLAYOFF HIGHS

PTS	31	@	Sueattle	Sept. 6, 2022
REBS	7		Sueattle	Aug. 31, 2022
ASTS	12		2x, last @ Sueattle	Sept. 4, 2022
STLS	3		5x, last @ New York	Oct. 15, 2023
BLKS	2		5x, last vs New York	Ocy. 8, 2023
MINS	39:22	@	Sueattle	Sept. 4, 2022

10+ REBOUNDS & ASSISTS GAMES

	REB	ASTS	DOUBLE-DOUBLES	
YEAR	10+	10+	PT/REB	PT/AST
2015	0	0	0	0
2016	0	0	0	0
2017	0	1	1	0
2018	0	1	1	0
2019	1	2	1	1
2020	0	1	0	0
2021	0	3	1	0
2022	0	1	1	0
2023	1	10	10	1
2024	0	1	0	1
Totals	**2**	**20**	**15**	**3**

10+ POINT GAMES

SCORING			
YEAR	10+	20+	30+
2015	9	0	0
2016	7	2	0
2017	28	6	0
2018	28	9	0
2019	28	7	1
2020	18	4	0
2021	19	1	0
2022	25	5	0
2023	35	8	0
2024	11	1	0
Totals	**208**	**43**	**1**

CAREER REGULAR SEASON STATISTICS

YEAR	TM	G	GS	MP	FG	FGA	FG%	3P	3PA	3P%	2P	2PA	2P%	eFG%	FT	FTA	FT%	OR	DR	REB	RPG	A	S	B	TO	PF	PTS	PPG
2015	CON	34	0	543	86	203	.424	23	66	.348	63	137	.460	.480	40	49	.816	18	60	78	2.3	92	22	5	59	43	235	6.9
2016	LAS	33	1	540	71	157	.452	14	46	.304	57	111	.514	.497	39	50	.780	8	50	58	1.8	71	16	4	40	38	195	5.9
2017	LAS	34	34	1125	184	363	.507	53	110	.482	131	253	.518	.580	81	98	.827	21	92	113	3.3	151	36	8	65	74	502	14.8
2018 *	LAS	34	34	1111	193	399	.484	38	97	.392	155	302	.513	.531	81	97	.835	17	99	116	3.4	175	48	6	79	65	505	14.9
2019 *	LAS	34	34	1108	188	452	.416	50	131	.382	138	321	.430	.471	66	72	.917	14	114	128	3.8	202	33	3	108	49	492	14.5
2020	LAS	22	22	679	122	276	.442	18	59	.305	104	217	.479	.475	46	49	.939	15	66	81	3.7	116	34	2	60	38	308	14.0
2021 *	LVA	32	32	926	148	326	.454	27	71	.380	121	255	.475	.495	32	36	.889	15	77	92	2.9	189	37	9	88	43	355	11.1
2022	LVA	35	35	1039	183	373	.491	34	100	.340	149	273	.546	.536	81	89	.910	10	102	112	3.2	212	57	10	80	54	481	13.7
2023	LVA	40	40	1288	225	459	.490	64	152	.421	161	307	.524	.560	96	107	.897	12	146	158	4.0	291	57	25	101	73	610	15.3
2024	LVA	27	25	702	84	206	.408	26	77	.338	58	129	.450	.471	39	48	.813	5	74	79	2.9	132	34	19	64	37	233	8.6
Career		**325**	**257**	**9061**	**1484**	**3214**	**.462**	**347**	**909**	**.382**	**1137**	**2305**	**.493**	**.516**	**601**	**695**	**.865**	**135**	**880**	**1015**	**3.1**	**1631**	**374**	**91**	**745**	**514**	**3916**	**12.0**

CAREER PLAYOFF STATISTICS

YEAR	TM	G	GS	MP	FG	FGA	FG%	3P	3PA	3P%	2P	2PA	2P%	eFG%	FT	FTA	FT%	OR	DR	REB	RPG	A	S	B	TO	PF	PTS	PPG
2016	LAS	9	0	199	26	64	.406	9	23	.391	17	41	.415	.477	20	24	.833	2	13	15	1.7	25	10	0	22	16	81	9.0
2017	LAS	8	8	284	47	102	.461	13	39	.333	34	63	.540	.525	14	18	.778	2	25	27	3.4	54	11	2	22	17	121	15.1
2018	LAS	2	2	63	11	28	.393	6	14	.429	5	14	.357	.500	5	6	.833	0	8	8	4.0	9	0	1	4	3	33	16.5
2019	LAS	4	4	130	18	49	.367	4	12	.333	14	37	.378	.408	2	3	.667	1	11	12	3.0	21	5	1	11	8	42	10.5
2020	LAS	1	1	35	2	9	.222	0	4	.000	2	5	.400	.222	0	0	----	0	2	2	2.0	0	1	0	3	3	4	4.0
2021	LVA	5	5	142	30	65	.462	7	18	.389	23	47	.489	.515	10	10	1.000	1	15	16	3.2	32	5	0	6	5	77	15.4
2022	LVA	10	10	340	88	144	.611	31	57	.544	57	87	.655	.719	10	12	.833	0	38	38	3.8	70	12	6	30	19	217	21.7
2023	LVA	8	8	287	48	110	.436	11	31	.355	37	79	.468	.486	18	18	1.000	3	35	38	4.8	54	12	8	24	12	125	15.6
2024	LVA	2	2	64	9	23	.391	3	8	.375	6	15	.400	.457	7	7	1.000	1	5	6	3.0	16	2	2	8	1	28	14.0
Career		**49**	**40**	**1544**	**279**	**594**	**.470**	**84**	**206**	**.408**	**195**	**388**	**.503**	**.540**	**86**	**98**	**.878**	**10**	**152**	**162**	**3.3**	**281**	**58**	**20**	**130**	**84**	**728**	**14.9**

MEGAN GUSTAFSON • No. 17

Center • 6-4 • Iowa '19 • 6th Year

2024 (LAS VEGAS)

- Notched her first start with the Aces against Chicago on Aug. 26; scored a season-high 13 points and added 5 rebounds.

2023 (PHOENIX, 9-31)

- Started 4 of 34 contests, the most starts and most games in her W career, and connected on 52.6% of her shots from the field, which ranked 6th among league leaders, and also hit 34.9% from 3-point range.
- Shot 4-of-4 from the field, 1-of-1 from afar and 1-of-1 from the line in 14 minutes against Connecticut on August 31.
- Scored a career-high 19 points and grabbed 8 rebounds against Atlanta in fewer than 22 minutes.
- Pulled down a season-high 10 boards to go with 10 points, her lone double-double of the season, against the Aces on June 21.
- After averaging no more than 4.0 ppg and 3.6 rpg in each of her first four seasons, upped her averages to career-bests of 7.9 ppg and 3.9 rpg in 2023
- Ranked among the top 10 league leaders for field goal percentage (6th), 2-point field goal percentage (.576, 4th), true shooting percentage (.608, 10th) and effective field goal percentage (.564, 7th).

2022 (PHOENIX, 15-21)

- Played in 33 games off the bench, the most games in a season over her first four years in the league.
- Scored a season-high 15 points on 6-of-10 shooting from the field against Minnesota on August 10.
- Posted one double-double, 12 points and 10 boards, against Chicago on Aug. 14.

2021 (WASHINGTON, 19-21)

- Had season-highs of 12 points at Seattle on September 7 and 9 rebounds at Chicago on July 10.
- Washington was 5-6 in the 11 games Gustafson played.

2020 (DALLAS, 8-14)

- Dallas had a 4-6 record in the 10 games she played from July 26-September 13.

2019 (DALLAS, 10-24)

- Twice scored 11 points and three times hauled in 8 rebounds as a rookie for Dallas.
- Went 7-of-7 from the line against New York on August 1 and shot a career-best 90.0% from the line on the year.

INTERNATIONAL (SPAIN)

- Averaged team-highs of 18.0 points, 9.3 rebounds and 1.8 steals per game as Spain finished in 5th place with a 3-1 record; among the 12-team field she ranked 5th for scoring and field goal percentage (.577), 2nd for 2-point percentage (.667) and 3rd for rebounding
- The naturalized Spaniard helped Spain earn its 2024 Olympic berth at the 2024 Olympic Qualifying Tournament in Sopron, Hungary. It was her debut in a Spanish jersey.

COLLEGIATE CAREER HIGHLIGHTS

- In her four years at Iowa, the Hawkeyes posted a 92-43 (.682) record, advanced to postseason play all four years, including the 2019 NCAA Elite Eight, and captured the 2019 Big 10 Tournament and regular season crowns.
- Averaged 20.8 points, 10.8 rebounds and 1.7 blocks per game over her four-year collegiate career, helping Iowa increase its win total from 19 in her freshman season, to 29 as a senior.
- Her No. 10 jersey was retired by the Hawkeyes on January 26, 2020.
- Before being passed in 2023-24 by Caitlin Clark, Gustafson was Iowa's all-time leading scorer (2,804 points), remains as the all-time leading rebounder (1,460) and lists among the top 10 in numerous Iowa single game, single season and all-time career records.
- Her 1,460 rebounds is a Big Ten career record.
- 2019 Naismith, Associated Press, ESPNw and USBWA Player of the Year
- 2019 Senior CLASS Award and Lisa Leslie Award winner.
- Associated Press and USBWA All-America first team (2019) and second team (2018).
- WBCA All-America first team (2019) and honorable mention (2018)
- 2018 (media) and 2019 (media and coaches) Big 10 Player of the Year.
- Unanimous three-time All-Big Ten first team (2017, 2018 and 2019) and was on the 2016 Big Ten All-Freshman Team.
- 2019 Big Ten All-Defensive Team.
- MVP of the 2019 Big Ten Tournament and 2018 and 2019 All-Big Ten Tournament first team selection.

PERSONAL

- Parents are Eva and Clendon Gustafson.
- Has one sister, Emily, who played basketball at Upper Iowa.
- Father played basketball at UW-Superior and mother played basketball and volleyball at St. Scholastica.

GO TO MEGAN GUSTAFSON'S BIO ONLINE

- Online bio includes items such as expanded WNBA statistics, more notes, college, international and Spain Basketball Federation statistics, and more!

RECORD WITHOUT

Year	Games Missed	Record With	Record Without
2019	5	8-14	2-3
2020	12	4-6	4-8
2021	7	5-6	1-6
2022	3	13-20	2-1
2023	6	7-27	2-4
2024	2	25-13	2-0
Totals	**35**	**62-86**	**13-22**

MEGAN GUSTAFSON • No. 17

WNBA RANKINGS

	PPG	RPG	APG	SPG	BPG	MPG	FG%	3G%	FT%
2019	---	---	---	---	---	---	---	---	---
2020	---	---	---	---	---	---	---	---	---
2021	---	---	---	---	---	---	---	---	---
2022	---	---	---	---	---	---	---	---	---
2023	---	---	---	---	---	---	6th	---	---
2024	---	---	---	---	---	---	---	---	---

2024 REGULAR SEASON HIGHS

PTS	24		Dallas	Sept. 19
REBS	7		Dallas	Sept. 19
ASTS	2		Washington	July 4
STLS	2	3x,	Last vs Connecticut	Sept. 15
BLKS	2		Dallas	Sept. 19
MINS	29:00		Dallas	Sept. 19

CAREER REGULAR SEASON HIGHS

PTS	24		Dallas	Sept. 19, 2024
REBS	10	2x,	Last vs Las Vegas	Aug. 23, 2023
ASTS	3	4x,	Last vs Washington	Sept. 5, 2023
STLS	2	5x,	Last vs Indiana	July 2, 2024
BLKS	3	@	Atlanta	July 25, 2023
MINS	29:00		Dallas	Sept. 19, 2024

CAREER PLAYOFF HIGHS

PTS	12	@	Las Vegas	Sept. 17, 2022
REBS	5	@	Las Vegas	Sept. 20, 2022
ASTS	3	@	Las Vegas	Sept. 20, 2022
STLS	1	@	Las Vegas	Sept. 20, 2022
BLKS	1	@	Las Vegas	Sept. 17, 2022
MINS	26:19	@	Las Vegas	Sept. 20, 2022

SEASON HIGHS

	PTS	REBS	ASTS	STLS	BLKS	MIN	FGM	FGA	3PM	3PA	FTM	FTA
2019	11	8	1	1	1	27:10	4	7	1	3	7	7
2020	8	3	1	0	1	16:16	2	5	0	1	4	4
2021	12	9	0	1	1	20:40	6	9	0	1	3	5
2022	15	10	3	2	1	26:14	6	10	2	3	3	5
2023	19	10	3	2	3	27:37	7	15	2	4	5	6
2024	24	7	2	2	2	29:00	9	16	3	6	4	5

MILESTONES REACHED

Mark	Opponent	Date	Game #
1st Point	Phoenix	June 20, 2019	1
500th Point	Washington	Sept. 5, 2023	110
300th Rebound	Las Vegas	Sept. 8, 2023	111

10+ REBOUNDS & ASSISTS GAMES

	REB	ASTS	DOUBLE-DOUBLES	
YEAR	10+	10+	PT/REB	PT/AST
2019	0	0	0	0
2020	0	0	0	0
2021	0	0	0	0
2022	1	0	1	0
2023	1	0	1	0
2024	0	0	0	0
Totals	**2**	**0**	**2**	**0**

10+ POINT GAMES

SCORING		
YEAR	10+	20+
2019	2	0
2020	0	0
2021	1	0
2022	2	0
2023	14	0
2024	3	1
Totals	**22**	**1**

CAREER REGULAR SEASON STATISTICS

YEAR	TM	G	GS	MP	FG	FGA	FG%	3P	3PA	3P%	2P	2PA	2P%	eFG%	FT	FTA	FT%	OR	DR	REB	RPG	A	S	B	TO	PF	PTS	PPG
2019	DAL	25	0	238	27	55	.491	1	9	.111	26	46	.565	.500	18	20	.900	20	43	63	2.5	7	4	6	10	26	73	2.9
2020	DAL	10	0	48	4	14	.286	0	1	.000	4	13	.308	.286	6	9	.667	6	5	11	1.1	1	0	1	2	9	14	1.4
2021	WAS	11	1	109	19	32	.594	0	2	.000	19	30	.633	.594	6	9	.667	11	29	40	3.6	0	2	1	9	10	44	4.0
2022	PHO	33	0	318	50	91	.549	12	26	.462	38	65	.585	.615	13	17	.765	17	47	64	1.9	17	6	5	24	62	125	3.8
2023	PHO	34	4	514	102	194	.526	15	43	.349	87	151	.576	.564	50	62	.806	46	85	131	3.9	25	13	14	37	65	269	7.9
2024	LVA	38	7	405	53	106	.500	22	57	.386	31	49	.633	.604	13	17	.765	23	50	73	1.9	9	13	5	14	59	141	3.7
Career		**151**	**12**	**1632**	**255**	**492**	**.518**	**50**	**138**	**.362**	**205**	**354**	**.579**	**.569**	**106**	**134**	**.791**	**123**	**259**	**382**	**2.5**	**59**	**38**	**32**	**96**	**231**	**666**	**4.4**

CAREER PLAYOFF STATISTICS

YEAR	TM	G	GS	MP	FG	FGA	FG%	3P	3PA	3P%	2P	2PA	2P%	eFG%	FT	FTA	FT%	OR	DR	REB	RPG	A	S	B	TO	PF	PTS	PPG
2022	PHO	2	0	47	6	19	.316	0	5	.000	6	14	.429	.316	6	6	1.000	4	5	9	4.5	4	1	1	1	5	18	9.0
2024	LVA	2	0	10	0	2	.000	0	1	.000	0	1	.000	.000	0	0	---	0	1	1	0.5	0	0	0	0	0	0	0.0
Career		**4**	**0**	**57**	**6**	**21**	**.286**	**0**	**6**	**.000**	**6**	**15**	**.400**	**.286**	**6**	**6**	**1.000**	**4**	**6**	**10**	**2.5**	**4**	**1**	**1**	**1**	**5**	**18**	**4.5**

TIFFANY HAYES • No. 15

Guard • 5-10 • Connecticut '12 • 12th Year

WNBA CAREER HIGHLIGHTS

- All-WNBA First Team (2018)
- WNBA All-Defensive Second Team (2018)
- Breakout campaign in 2018 saw her finish sixth in MVP balloting and fourth in Defensive Player of the Year voting when she was a three-time pick as Eastern Conference Player of the Week
- Eastern Conference Player of the Month (May 2017)
- WNBA All-Rookie Team (2012)

INTERNATIONAL (3X3 AZERBAIJAN)

- Competed for Azerbaijan's 3x3 team in the 2024 Olympic Games, where she aided her squad to a 2-5 mark and a 7th-place finish; Hayes finished the 7-game preliminary round as the tournament's leading scorer (7.7 ppg), rebounder (6.3 rpg) and defensive rebounder (5.3 def rpg). She also led in statistics unique to the 3×3 game, including highlights per game (3.7), player value (63.8) and drives per game (2.4).
- Helped lead the nation to its Olympic berth by leading her team to the gold medal at the 2024 3x3 FIBA Universality Qualifying Tournament from April 12-14 in Hong Kong.
- Named MVP of the 3x3 Olympic Qualifier and averaged a team-high 6.5 ppg (5th in tournament)
- Played for Azerbaijan in the 2015 European Games.

INTERNATIONAL (USA)

- Earned gold playing for USA Basketball at the 2009 World University Games.

2023 (CONNECTICUT)

- Became seventh fastest player to tally at least 4,000 points, 1,000 rebounds, 750 assists, 300 steals and 350 3-point field goals in WNBA history-307 games (1 of 15 to accomplish in league history).
- Tied her postseason career-high with 30 points in Game 2 of the WNBA Semifinals against New York on Sept. 26.

2022 (ATLANTA)

- Played her first game of the season at New York (6/23) after missing the beginning of the season because of overseas obligations and a right knee injury.
- Scored in double-digits in 10 straight games until an injury 11 minutes into her last game of the season against Dallas (7/30).

2021 (ATLANTA)

- Only player in the WNBA in 2021 to average at least 14 points (14.67), 1.5 steals (1.57) and 3 assists per game (3.0).
- Missed nine games in the middle of the season after tearing her right ACL at Washington on June 17.

2020

- Opted out of the 2020 season.

2019 (ATLANTA)

- Reached 3,000 career points with a team-leading and then-season-high 28 points against Indiana (6/19)
- Sat out the final three games of the season with a knee injury.

2017 (ATLANTA)

- Led the Dream in scoring with a career-high 16.3 points per game.
- Earned first career start and appearance in the WNBA All-Star game.
- Named Eastern Conference Player of the Month (May).

2016 (ATLANTA)

- Scored 30 points and shot 10-of-17 from the field in Atlanta's second round playoff loss to the Chicago Sky (9/25).
- Appeared in one postseason contest for the Dream dropping a postseason career-high 30 points against Chicago on Sept. 25.

2014 (ATLANTA)

- Ranked fourth in the WNBA among guards in field goal percentage (.463)
- Ranked eighth in assist/turnover ratio (2.15)

2013 (ATLANTA)

- Missed seven games due to surgery to repair a torn meniscus in her left knee July 9, and four more games after aggravating the injury.
- Team was 15-8 when she played, 2-9 when she didn't.

2012 (ATLANTA)

- Named to the 2012 WNBA All-Rookie Team
- Ranked fifth among all rookies in the WNBA in scoring at 8.6 points per game, second in assists (2.1) and 10th in rebounding (3.1)

OVERSEAS

- Has competed professionally overseas in Brazil, Israel, Poland, Spain and Turkey.

COLLEGIATE CAREER HIGHLIGHTS

- Two-time All-Big East first team selection.
- Helped Connecticut to two national championships and four Final Four appearances.
- Finished career with 147-7 record.
- Most Outstanding Player of the 2012 Kingston Regional
- Wooden Award and Wade Trophy finalist.
- Associated Press All-America third team.

PERSONAL:

- Parents are Dorothy and Renard Hayes
- Majored in Sociology at Connecticut
- Led Winter Haven High School to a combined record of 117-9 during four-year prep career.
- Also lettered in softball and cross country in high school.

SEASON HIGHS

	PTS	REBS	ASTS	STLS	BLKS	MIN	FGM	FGA	3PM	3PA	FTM	FTA
2012	23	9	7	5	2	42:00	8	15	3	6	8	9
2013	23	7	8	3	1	31:00	7	14	3	6	8	10
2014	27	6	7	4	2	46:00	9	15	4	8	8	9
2015	28	9	6	3	3	37:31	7	18	4	8	14	15
2016	32	11	6	4	2	40:33	11	18	3	7	11	13
2017	25	7	6	4	1	38:26	9	19	4	9	11	12
2018	28	8	5	3	1	37:09	10	18	6	11	11	15
2019	34	7	6	4	2	38:05	12	24	4	8	12	15
2020	DNP -- Opted out of the 2020 season											
2021	31	8	6	5	1	37:24	11	18	5	7	7	9
2022	31	8	6	1	1	33:00	11	15	4	6	8	9
2023	28	7	8	3	1	40:00	8	16	4	8	10	10
2024	21	10	5	2	1	32:39	8	14	3	6	6	7

RECORD WITHOUT

Year	Games Missed	Record With	Record Without
2012	0	20-17	0-0
2013	11	19-12	2-9
2014	0	20-17	0-0
2015	6	13-15	2-4
2016	2	17-17	1-1
2017	1	12-21	0-1
2018	3	24-12	1-2
2019	5	7-22	1-4
2020	22	0- 0	7-15
2021	11	7-14	1-10
2022	25	4- 7	10-15
2023	0	30-17	0-0
2024	1	22- 11	1-0
Totals	**87**	**195-182**	**26-61**

TIFFANY HAYES • NO. 15

WNBA RANKINGS

	PPG	RPG	APG	SPG	BPG	MPG	FG%	3G%	FT%
2012	---	---	---	---	---	---	---	---	24th
2013	---	---	---	---	---	---	---	---	---
2014	22nd	---	29th	---	---	27th	18th	16th	---
2015	18th	---	28th	24th	---	14th	---	---	---
2016	12th	---	---	18th	---	13th	29th	---	---
2017	13th	---	---	15th	---	20th	29th	15th	19th
2018	14th	---	---	22nd	---	21st	30th	---	24th
2019	11th	---	21st	---	---	28th	---	---	---
2020	DNP -- Opted out of the 2020 season								
2021	---	---	---	---	---	---	26th	9th	16th
2022	---	---	---	---	---	---	---	---	---
2023	31st	---	29th	---	---	---	19th	23rd	---
2024	---	---	---	---	---	---	13th	10th	---

2024 REGULAR SEASON HIGHS

PTS	21		Dallas	Sept. 19
REBS	10		Atlanta	Aug. 30
ASTS	5	2x,	Last vs Dallas	Sept. 19
STLS	2	4x,	Last vs Dallas	Sept. 19
BLKS	1	9x,	Last vs Dallas	Sept. 19
MINS	32:39		Atlanta	Aug. 30

CAREER REGULAR SEASON HIGHS

PTS	34		Indiana	Aug. 10, 2019
REBS	11		New York	May 24, 2016
ASTS	8	2x,	Last vs Washington	May 23, 2023
STLS	5	2x,	Last vs Washington	June 17, 2021
BLKS	3		Los Angeles	July 16, 2015
MINS	46:00	@	Minnesota	July 22, 2014

MILESTONES REACHED

Mark	Opponent	Date	Game #
1st Point	@ Indiana	May 19, 2012	1
500th Point	@ New York	Sept. 6, 2013	53
1,000th Point	@ New York	June 5, 2015	92
2,000th Point	@ Seattle	June 13, 2017	161
3,000th Point	Indiana	June 19, 2019	223
4,000th Point	New York	June 27, 2023	293
4,500th Point	@ Chicago	Aug. 25, 2024	339
500th Assist	@ Las Vegas	Aug. 19, 2018	216
800th Assist	Dallas	July 7, 2024	330
1,000th Rebound	Minnesota	July 30, 2023	302

CAREER PLAYOFF HIGHS

PTS	30	2x,	Last @ New York	Sept. 26, 2023
RBS	11	2x,	Last @ Washington	Aug. 31, 2018
ASTS	6		Washington	Aug. 28, 2018
STLS	5		Seattle	Sept. 22, 2024
BLKS	1	5x,	Last vs New York	Oct. 1, 2023
MINS	36:43	@	Chicago	Sept. 25, 2016

10+ REBOUNDS & ASSISTS GAMES

YEAR	REB 10+	ASTS 10+	DOUBLE-DOUBLES PT/REB
2012	0	0	0
2013	0	0	0
2014	0	0	0
2015	0	0	0
2016	1	0	1
2017	0	0	0
2018	0	0	0
2019	0	0	0
2020	---	---	---
2021	0	0	0
2022	0	0	0
2023	0	0	0
2024	1	0	1
Totals	**2**	**0**	**2**

10+ POINT GAMES

YEAR	SCORING 10+	20+	30+
2012	16	1	0
2013	12	3	0
2014	25	5	0
2015	22	1	0
2016	25	9	1
2017	30	8	0
2018	29	12	0
2019	22	6	1
2020	---	---	---
2021	15	8	1
2022	10	3	1
2023	28	4	0
2024	16	3	0
Totals	**250**	**63**	**4**

CAREER REGULAR SEASON STATISTICS

YEAR	TM	G	GS	MP	FG	FGA	FG%	3P	3PA	3P%	2P	2PA	2P%	eFG%	FT	FTA	FT%	OR	DR	REB	RPG	A	S	B	TO	PF	PTS	PPG
2012	ATL	34	17	787	90	231	.390	21	77	.273	69	154	.448	.435	92	117	.786	24	81	105	3.1	73	28	12	51	89	293	8.6
2013	ATL	23	4	513	80	197	.406	23	61	.377	57	136	.419	.464	76	102	.745	20	66	86	3.7	39	27	3	40	52	259	11.3
2014	ATL	34	32	966	143	307	.466	40	112	.357	103	195	.528	.531	111	146	.760	31	70	101	3.0	86	34	9	40	83	437	12.9
2015	ATL	28	27	836	115	293	.392	31	113	.274	84	180	.467	.445	99	123	.805	29	55	84	3.0	62	29	11	47	97	360	12.9
2016	ATL	33	33	1016	153	347	.441	32	117	.274	121	230	.526	.487	156	194	.804	33	79	112	3.4	78	40	8	59	94	494	15.0
2017	ATL	33	33	989	166	381	.436	48	129	.372	118	252	.468	.499	158	185	.854	31	96	127	3.8	80	41	8	62	102	538	16.3
2018	ATL	31	29	897	177	401	.441	42	131	.321	135	270	.500	.494	138	169	.817	28	84	112	3.6	83	36	7	50	65	534	17.2
2019	ATL	29	29	817	147	374	.393	36	117	.308	111	257	.432	.441	97	127	.764	21	66	87	3.0	82	29	8	70	71	427	14.7
2020	DNP -- Opted out of the 2020 season																											
2021	ATL	21	19	595	105	240	.438	34	84	.405	71	156	.455	.508	64	75	.853	14	53	67	3.2	63	33	4	31	65	308	14.7
2022	ATL	11	11	303	66	121	.545	18	42	.429	48	79	.608	.620	28	41	.683	3	37	40	3.6	23	8	1	22	33	178	16.2
2023	CON	40	40	1082	168	353	.476	48	131	.366	120	222	.541	.544	98	126	.778	38	82	120	3.0	105	34	3	56	114	482	12.1
2024	LVA	33	5	708	110	220	.500	33	82	.402	77	138	.558	.575	60	84	.714	27	65	92	2.8	69	25	9	28	68	313	9.5
Career		**350**	**279**	**9509**	**1520**	**3465**	**.439**	**406**	**1196**	**.339**	**1114**	**2269**	**.491**	**.497**	**1177**	**1489**	**.790**	**299**	**834**	**1133**	**3.2**	**843**	**364**	**83**	**557**	**933**	**4623**	**13.2**

CAREER PLAYOFF STATISTICS

YEAR	TM	G	GS	MP	FG	FGA	FG%	3P	3PA	3P%	2P	2PA	2P%	eFG%	FT	FTA	FT%	OR	DR	REB	RPG	A	S	B	TO	PF	PTS	PPG
2012	ATL	3	0	49	4	11	.364	1	3	.333	3	8	.375	.409	4	4	1.000	2	5	7	2.3	5	5	1	5	10	13	4.3
2013	ATL	8	6	229	32	82	.390	12	34	.353	20	48	.417	.463	23	30	.767	7	29	36	4.5	15	4	0	12	19	99	12.4
2014	ATL	3	3	92	13	27	.481	3	9	.333	10	18	.556	.537	9	10	.900	2	7	9	3.0	6	1	1	4	8	38	12.7
2016	ATL	1	1	37	10	17	.588	3	7	.429	7	10	.700	.676	7	8	.875	1	5	6	6.0	2	1	0	2	3	30	30.0
2018	ATL	5	5	168	28	63	.444	6	16	.375	22	47	.468	.492	20	25	.800	12	19	31	6.2	17	7	1	10	10	82	16.4
2023	CON	7	7	183	39	74	.527	15	31	.484	24	43	.558	.628	7	8	.875	9	15	24	3.4	11	4	2	7	16	100	14.3
2024	LVA	2	0	51	12	19	.632	3	4	.750	9	15	.600	.711	2	2	1.000	3	5	8	4.0	4	6	0	1	3	29	14.5
Career		**29**	**22**	**809**	**138**	**293**	**.471**	**43**	**104**	**.413**	**95**	**189**	**.503**	**.544**	**72**	**87**	**.828**	**36**	**85**	**121**	**4.2**	**60**	**28**	**5**	**41**	**69**	**391**	**13.5**

KATE MARTIN • No. 20

Guard • 6-0 • Iowa '24 • Rookie

WNBA CAREER HIGHLIGHTS

- Selected No. 18 by the Las Vegas Aces in the 2024 WNBA Draft.

2024 (LAS VEGAS)

- Scored her first points, a 3-pointer, against Los Angeles on May 18.

COLLEGIATE HIGHLIGHTS

- Over her five years suiting up for Iowa, the Hawkeyes posted a 132-37 (.781) record, advanced to four-straight NCAA Tournaments, including the past two championship games, the 2021 Sweet 16 and 2022 second round. Iowa also captured the past three Big 10 Tournament championships and the 2022 Big 10 regular season title.
- Started the final 139 games of her career.
- Named to the 2024 All-Big 10 second team.
- Earned 2020, 2021 and 2022 Big Ten Sportsmanship Awards.
- Tore the ACL in her left knee in a 2018 practice for the Illiniois High School All-Star Game and sat out the 2018-19 season.

PERSONAL

- Hails from Edwardsville, Illinois.
- Played varsity basketball and volleyball for Edwardsville High School.
- Father played football for Western Illinois University, older sister played basketball for Truman State. Also has an older brother.

RECORD WITHOUT

Year	Games Missed	Record With	Record Without
2024	6	23-11	4-2
Totals	**6**	**23-11**	**4-2**

WNBA RANKINGS

	PPG	RPG	APG	SPG	BPG	MPG	FG%	3G%	FT%
2024	---	---	---	---	---	---	---	---	---

SEASON/CAREER HIGHS

	PTS	REBS	ASTS	STLS	BLKS	MIN	FGM	FGA	3PM	3PA	FTM	FTA
2024	13	7	4	2	2	39:10	5	8	3	6	4	4

2024 REGULAR SEASON HIGHS

PTS	13	@	Los Angeles	June 9
REBS	7		Indiana	May 25
ASTS	4		Dallas	Sept. 19
STLS	2	2x,	Las @ Atlanta	July 12
BLKS	2	2x,	Last vs Dallas	July 7
MINS	32:09	@	Los Angeles	June 9

CAREER REGULAR SEASON HIGHS

PTS	13	@	Los Angeles	June 9
REBS	7		Indiana	May 25
ASTS	4		Dallas	Sept. 19
STLS	2	2x,	Las @ Atlanta	July 12
BLKS	2	2x,	Last vs Dallas	July 7
MINS	32:09	@	Los Angeles	June 9

CAREER PLAYOFF HIGHS

PTS	-
REBS	-
ASTS	-
STLS	-
BLKS	-
MINS	-

MILESTONES REACHED

Mark	Opponent	Date	Game #
1st Point	Los Angeles	5/18/2024	1

10+ REBOUNDS & ASSISTS GAMES

YEAR	REB 10+	ASTS 10+	DUB-DUBS REB/AST	DUB-DUBS PT/AST
2024	0	0	0	0
Totals	**0**	**0**	**0**	**0**

10+ POINT GAMES

SCORING YEAR	10+	20+
2024	2	0
Totals	**2**	**0**

CAREER REGULAR SEASON STATISTICS

YEAR	TM	G	GS	MP	FG	FGA	FG%	3P	3PA	3P%	2P	2PA	2P%	eFG%	FT	FTA	FT%	OR	DR	REB	RPG	A	S	B	TO	PF	PTS	PPG
2024	LVA	34	2	392	27	88	.307	22	62	.355	5	26	.192	.432	11	12	.917	6	48	54	1.6	30	7	8	21	29	87	2.6
Career		**34**	**2**	**392**	**27**	**88**	**.307**	**22**	**62**	**.355**	**5**	**26**	**.192**	**.432**	**11**	**12**	**.917**	**6**	**48**	**54**	**1.6**	**30**	**7**	**8**	**21**	**29**	**87**	**2.6**

CAREER PLAYFF STATISTICS

YEAR	TM	G	GS	MP	FG	FGA	FG%	3P	3PA	3P%	2P	2PA	2P%	eFG%	FT	FTA	FT%	OR	DR	REB	RPG	A	S	B	TO	PF	PTS	PPG
2024	LVA																											



KELSEY PLUM • No. 10

Guard • 5-8 • Washington '17 • 7th Year

WNBA CAREER HIGHLIGHTS

- 2022 & 2023 WNBA Champion
- 2024, 2023 & 2022 All-Star
- 2022 All-Star MVP
- 2021 6th Player of the Year
- 2023 All-Star Skills Challenge winner
- 1-time Western Conference Player of the Month (Sept. 2021)
- 3-time Western Conference Player of the Week (2 times in 2022, 1 time in 2021)

2024 (LAS VEGAS)

- Named as an All-Star for the third time in her career (as a member of the U.S. Olympic Team).

2023 (LAS VEGAS)

- Won her 2nd WNBA Championship.
- Named as an All- Star for the second time in her career.
- Teamed with Chelsea Gray to win the All-Star Skills Challenge
- Averaged 21.3 ppg, 4.0 rpg and 4.0 apg in the Finals, including her top 2 playoff career-highs of 29 points on Oct. 15 and 26 points on Oct. 8.
- Scored a then-franchise-high 40 points at Minnesota on July 9 and got her first points-assists double-double of the year with 19 points and 10 assistsvs. Washington on Aug. 11 and her second with 12 points and 10 assists vs Washington on Aug. 31.
- Scored 20 or more points 16 times and had 1
- 30-point and 1 40-point game.
- Prior to the May 25 game in LA, made at least 1 3-pointer in 45-straight regular season games, which was tied for the third- long-est streak in WNBA history.
- Missed the July 5 game vs. Dallas (back).

2022 (LAS VEGAS)

- Leading All-Star vote-getter among guards
- Tied a WNBA record by making at least 3 3-pointers in 9-straight games (Diana Taurasi)

2021 (LAS VEGAS)

- Missed 6 games in May/June while training with the USA 3x3 team.

2020 (LAS VEGAS)

- Did Not Play—Injured (left Achilles)

2018 (LAS VEGAS)

- Recorded her first career double-double with 20 points and a career-high 13 assists at Atlanta Aug. 7

INTERNATIONAL HIGHLIGHTS

- Claimed gold at the 2024 Paris Olympics and, along with Jackie Young, are the first to claim gold in both 3x3 and five-on-five; averaged 6.5 ppg and 3.2 apg in helping the USA to a 6-0 record.
- 2020 Olympic Gold Medalist (3x3)
- 2018 & 2022 FIBA World Cup gold medalist
- 2015 Pan American Games silver medalist
- 2013 FIBA U19 World Cup gold medalist

COLLEGIATE HIGHLIGHTS

- Unanimous 2017 National Player of the Year
- Two-time All-American
- NCAA career (3,257) and single-season (1,109) scoring leader; broke 33-year-old NCAA career free throw record with 912

GO TO KELSEY PLUM'S COMPLETE BIO ONLINE

- Online bio includes items such as expanded WNBA statistics, more notes, college, international and USA Basketball statistics, and more

RECORD WITHOUT

Year	Games Missed	Record With	Record Without
2017	3	8-23	0- 3
2018	2	14-17	0- 2
2019	0	21-13	0- 0
2020	22	0- 0	18-4
2021	6	20- 6	4- 2
2022	0	26-10	0- 0
2023	1	33- 6	1- 0
2024	2	25- 13	2- 0
Totals	**36**	**147-88**	**25-11**

KELSEY PLUM • No. 10

WNBA RANKINGS

	PPG	RPG	APG	SPG	BPG	MPG	FG%	3G%	FT%
2017	---	---	20th	---	---	---	---	17th	14th
2018	---	---	13th	---	---	---	21st	4th	---
2019	---	---	19th	---	---	---	---	24th	---
2021	16th	---	14th	---	---	---	---	13th	1st
2022	2nd	---	9th	---	---	5th	---	4th	17th
2023	8th	---	10th	22nd	---	13th	20th	16th	3rd
2024	10th	---	11th	---	---	5th	---	21st	13th

2024 REGULAR SEASON HIGHS

PTS	34		Indiana	July 2
REBS	7	@	Seattle	Sept. 17
ASTS	8	2x,	Last @ Washington	June 29
STLS	3		Los Angeles	May 18
BLKS	1	@	Chicago	June 27
MINS	40:00		Seattle	June 7

CAREER REGULAR SEASON HIGHS

PTS	40	@	Minnesota	July 9, 2023
REBS	9		Los Angeles	June 29, 2018
ASTS	13	@	Atlanta	Aug. 7, 2018
STLS	6		Washington	June 25, 2022
BLKS	1	17x,	Last @ Chicago	June 27, 2024
MINS	40	3x,	Last vs. Seattle	June 7, 2024

CAREER PLAYOFF HIGHS

PTS	29	2x,	Last vs Seattle	Sept. 24, 2024
REBS	8		New York	Oct. 18, 2023
ASTS	10		Washington	Sept. 19, 2019
STLS	3	2x,	Last vs New York	Oct. 11, 2023
BLKS	0			
MINS	40:00	2x,	Last vs New York	Oct. 18, 202

SEASON HIGHS

	PTS	REBS	ASTS	STLS	BLKS	MIN	FGM	FGA	3PM	3PA	FTM	FTA
2017	23	6	12	3	1	39:53	7	17	5	9	6	6
2018	21	9	13	4	1	37:00	9	14	5	8	5	6
2019	21	7	8	3	1	37:21	8	17	5	9	5	6
2020	DNP -- Injured											
2021	32	6	8	5	1	30:42	11	18	5	8	8	9
2022	32	6	11	6	1	40:00	10	22	5	11	9	11
2023	40	6	10	5	0	38:21	14	20	6	12	8	8
2024	34	7	8	3	1	40:00	11	23	7	14	8	8

MILESTONES REACHED

Mark	Opponent	Date	Game #
1st Point	Dallas	5/25/2017	1
1,000th Point	Atlanta	7/4/2021	108
2,000th Point	Los Angeles	5/27/2023	161
2,500th Point	Washington	8/11/2023	186
3,000th Point	Indiana	7/2/2024	214
500th Assist	Los Angeles	6/11/2022	135
500th Rebound	Seattle	6/7/2024	205
200th Steal	@ Connecticut	9/6/2024	230

10+ REBOUNDS & ASSISTS GAMES

YEAR	REB 10+	ASTS 10+	DUB-DUBS PT/AST
2017	0	1	0
2018	0	2	1
2019	0	0	0
2020	DNP -- Injured		
2021	0	0	0
2022	0	2	2
2023	0	2	2
2024	0	0	0
Totals	**0**	**7**	**5**

10+ POINT GAMES

SCORING YEAR	10+	20+	30+	40+
2017	13	1	0	0
2018	14	4	0	0
2019	17	2	0	0
2020	DNP -- Injured			
2021	20	8	2	0
2022	35	19	1	0
2023	36	16	2	1
2024	34	15	1	0
Totals	**169**	**65**	**6**	**1**

CAREER REGULAR SEASON STATISTICS

YEAR	TM	G	GS	MP	FG	FGA	FG%	3P	3PA	3P%	2P	2PA	2P%	eFG%	FT	FTA	FT%	OR	DR	REB	RPG	A	S	B	TO	PF	PTS	PPG
2017	SAS	31	23	711	85	246	.346	35	96	.365	50	150	.333	.417	60	69	.870	12	47	59	1.9	106	16	4	79	57	265	8.5
2018	LVA	31	27	790	106	227	.467	47	107	.439	59	120	.492	.570	35	40	.875	14	60	74	2.4	124	25	5	36	64	294	9.5
2019	LVA	34	30	868	107	293	.365	45	126	.357	62	168	.369	.442	34	39	.872	15	80	95	2.8	102	27	4	53	76	293	8.6
2020	LVA	DNP -- Injured																										
2021	LVA	26	0	663	128	293	.437	44	114	.386	84	179	.469	.512	85	90	.944	11	55	66	2.5	94	26	1	43	56	385	14.8
2022	LVA	36	36	1182	244	531	.460	113	269	.420	131	262	.500	.566	125	149	.839	9	87	96	2.7	184	36	2	94	90	726	20.2
2023	LVA	39	39	1265	249	524	.475	95	244	.389	154	280	.550	.566	135	148	.912	9	86	95	2.4	177	43	0	82	94	728	18.7
2024	LVA	38	38	1291	232	549	.423	110	299	.368	122	250	.488	.523	103	119	.866	10	88	98	2.6	159	27	1	93	104	677	17.8
Career		**235**	**193**	**6772**	**1151**	**2663**	**.432**	**489**	**1254**	**.390**	**662**	**1409**	**.470**	**.524**	**577**	**654**	**.882**	**80**	**504**	**584**	**2.5**	**945**	**200**	**17**	**481**	**541**	**3368**	**14.3**

CAREER PLAYOFF STATISTICS

YEAR	TM	G	GS	MP	FG	FGA	FG%	3P	3PA	3P%	2P	2PA	2P%	eFG%	FT	FTA	FT%	OR	DR	REB	RPG	A	S	B	TO	PF	PTS	PPG
2019	LVA	5	3	175	30	61	.492	9	17	.529	21	44	.477	.566	7	7	1.000	2	22	24	4.8	39	1	0	15	19	76	15.2
2021	LVA	5	0	144	33	70	.471	12	31	.387	21	39	.538	.557	20	22	.909	2	8	10	2.0	17	5	0	12	11	98	19.6
2022	LVA	10	10	333	56	137	.409	18	63	.286	38	74	.514	.474	41	46	.891	8	31	39	3.9	38	9	0	19	22	171	17.1
2023	LVA	9	9	331	55	132	.417	27	67	.403	28	65	.431	.519	28	32	.875	4	25	29	3.2	34	12	0	28	22	165	18.3
2024	LVA	2	2	61	12	23	.522	2	10	.200	10	13	.769	.565	5	7	.714	1	5	6	3.0	5	1	0	4	6	31	15.5
Career		**31**	**24**	**1044**	**186**	**423**	**.440**	**68**	**188**	**.362**	**118**	**235**	**.502**	**.520**	**101**	**114**	**.886**	**17**	**91**	**108**	**3.5**	**133**	**28**	**0**	**78**	**80**	**541**	**17.5**

KIAH STOKES • No. 41

Center • 6-3 • Connecticut '15 • 97th Year

WNBA CAREER HIGHLIGHTS

- 2022 & 2023 WNBA Champion
- 2015 WNBA All-Defensive 2nd Team
- 2015 All-Rookie Team

2023 (LAS VEGAS)

- Won the WNBA Championship.
- Opened the playoffs with a 15-rebound performance, which at the time was the second-highest in Aces playoff history, and also is her playoff career high.
- Grabbed 10 boards on Sept. 17, her first back-to-back games with double-digit rebounding since 2021.
- Missed Game 4 of the Finals (right foot).
- Hauled in a career- high-tying 17 rebounds at Chicago on July 25.
- Had 4 double-digit re-bounding games... Moved into the starting line-up for the final 22 games after Candace Parker was sidelined (left foot).

2022 (LAS VEGAS)

- Missed first 4 games of year (overseas) .
- Led or tied for team lead in rebounds 3 times

2021 (LAS VEGAS)

- Signed on July 2 but did not play that day.
- Averaged 9.0 rpg. in 8 starts

2016 (NEW YORK)

- Missed the final 7 games of the regular season with a hip injury.
- Set a WNBA record for highest
- rebound aveage by a player who didn't start a game.

2019 (NEW YORK)

- Did Not Play (personal reasons)

2017 (NEW YORK)

- Led the team in blocked shots and ranked second in rebounding.

COLLEGIATE HIGHLIGHTS

- During her four years, UConn posted a 146-10 (.936) record, claimed the 2013, 2014 and 2015 NCAA Championships, advanced to the 2012 Final Four and claimed two conference regular season titles and three conference tournament crowns.
- 2015 American Athletic Conference Defensive Player of the Year.
- Set a UConn single-season blocked shots record (147) as a senior and capped her career ranked No. 3 among all-time UConn blocks leaders (325).

PERSONAL

- Father Greg was an All-American basketball player at Iowa who played for the Philadelphia 76ers and won gold with the 1983 USA Pan Ameri-can Games Team.
- Majored in psychology

GO TO KIAH STOKES' COMPLETE BIO ONLINE

- Online bio includes items such as expanded WNBA statistics, more notes, college, international and USA Basketball statistics, and more!

SEASON HIGHS

	PTS	REBS	ASTS	STLS	BLKS	MIN	FGM	FGA	3PM	3PA	FTM	FTA
2015	13	11	4	4	8	35:33	6	8	0	1	5	6
2016	12	14	2	2	4	37:46	6	8	0	0	5	8
2017	23	17	4	2	3	30:47	6	10	0	1	11	12
2018	12	15	3	2	3	33:38	5	7	0	0	2	4
2019	DNP--Personal											
2020	15	12	4	2	3	36:29	6	12	5	8	2	2
2021	5	13	7	2	3	34:53	2	3	1	2	2	2
2022	9	10	3	2	3	28:45	4	5	1	3	2	4
2023	7	17	2	3	4	31:21	3	6	1	3	2	2
2024	11	12	3	2	6	27:32	4	6	3	4	2	4

RECORD WITHOUT

Year	Games Missed	Record With	Record Without
2015	0	23-11	0- 0
2016	7	19- 8	2- 5
2017	0	22-12	0- 0
2018	4	6-24	1- 3
2019	34	0- 0	10-24
2020	0	2-20	0- 0
2021	9	14-10	6- 3
2022	5	22- 9	4- 1
2023	0	34- 6	0- 0
2024	1	26- 13	1- 0
Totals	**60**	**168-113**	**24-36**

KIAH STOKES • No. 41

WNBA RANKINGS

	PPG	RPG	APG	SPG	BPG	MPG	FG%	3G%	FT%
2015	---	12th	---	---	4th	---	---	---	---
2016	---	7th	---	---	6th	---	---	---	---
2017	---	17th	---	---	11th	---	---	---	---
2018	---	---	---	---	18th	---	---	---	---
2019	DNP -- Personal								
2020	---	16th	---	---	9th	---	---	---	---
2021	---	22nd	---	---	---	---	---	---	---
2022	---	---	---	---	18th	---	---	---	---
2023	---	21st	---	---	16th	---	---	---	---
2024	---	26th	---	---	15th	---	---	---	---

2023 REGULAR SEASON HIGHS

PTS	11		Phoenix	May 21
REBS	12	2x,	Last vs Indiana	July 2
ASTS	3		Phoenix	May 21
STLS	2	3x,	Last @ Indiana	Sept. 13
BLKS	6	@	Chicago	June 27
MINS	27:32		Phoenix	May 21

CAREER REGULAR SEASON HIGHS

PTS	23		Phoenix	June 4, 2017
REBS	17	2x,	Last @ Chicago	July 25, 2023
ASTS	7	@	Chicago	Sept. 17, 2021
STLS	4		Atlanta	Sept. 1, 2015
BLKS	8		Connecticut	July 16, 2015
MINS	38		Atlanta	June 22, 2016

CAREER PLAYOFF HIGHS

PTS	21		Indiana	Sept. 23, 2015
REBS	15		Chicago	Sept. 13, 2023
ASTS	3		New York	Oct. 8, 2023
STLS	3		Dallas	Sept. 24, 2023
BLKS	3	2x,	last vs Phoenix	Aug. 17, 2022
MINS	35:04		Dallas	Sept. 26, 2023

MILESTONES REACHED

Mark	Opponent	Date	Game #
1st Point	@ Los Angeles	5/21/2015	1
1,000th Point	@ Los Angeles	7/7/2024	261
1,000th Rebound	Chicago	9/2/2021	166
1,500th Rebound	Connecticut	6/21/2024	256
200th Assist	@ Chicago	8/25/2024	270

10+ REBOUNDS & ASSISTS GAMES

YEAR	REB 10+	ASTS 10+	DUB-DUBS PT/REB
2015	7	0	3
2016	6	0	0
2017	8	0	4
2018	5	0	1
2019	DNP--Personal		
2020	2	0	0
2021	5	0	0
2022	1	0	0
2023	4	0	0
2024	3	0	0
Totals	**41**	**0**	**8**

10+ POINT GAMES

SCORING YEAR	10+	20+
2015	5	0
2016	5	0
2017	5	1
2018	2	0
2019	DNP--Personal	
2020	5	0
2021	0	0
2022	0	0
2023	1	0
Totals	**22**	**1**

CAREER REGULAR SEASON STATISTICS

YEAR	TM	G	GS	MP	FG	FGA	FG%	3P	3PA	3P%	2P	2PA	2P%	eFG%	FT	FTA	FT%	OR	DR	REB	RPG	A	S	B	TO	PF	PTS	PPG
2015	NYL	34	6	862	82	150	.547	0	2	.000	82	148	.554	.547	33	48	.688	60	159	219	6.4	26	24	67	37	76	197	5.8
2016	NYL	27	0	650	75	117	.641	0	0	----	75	117	.641	.641	37	59	.627	63	138	201	7.5	20	18	38	30	77	187	6.9
2017	NYL	34	12	666	60	113	.531	0	1	.000	60	112	.536	.531	43	54	.796	77	137	214	6.3	30	12	39	40	94	163	4.8
2018	NYL	30	4	427	42	77	.545	0	0	----	42	77	.545	.545	8	15	.533	43	91	134	4.5	12	11	19	21	56	92	3.1
2019	DNP--Personal																											
2020	NYL	22	22	601	51	137	.372	20	85	.235	31	52	.596	.445	4	7	.571	28	119	147	6.7	26	11	26	28	45	126	5.7
2021	NYL	9	0	135	6	11	.545	1	2	.500	5	9	.556	.591	2	2	1.000	8	30	38	4.2	5	4	6	6	14	15	1.7
2021	LVA	15	8	308	10	17	.588	0	0	----	10	17	.588	.588	2	4	.500	27	65	92	6.1	15	6	10	7	19	22	1.5
2021	TOT	24	8	443	16	28	.571	1	2	.500	15	26	.577	.589	4	6	.667	35	95	130	5.4	20	10	16	13	33	37	1.5
2022	LVA	31	4	475	26	61	.426	5	24	.208	21	37	.568	.467	13	16	.813	29	107	136	4.4	20	14	25	18	39	70	2.3
2023	LVA	40	22	792	36	83	.434	5	27	.185	31	56	.554	.464	9	18	.500	45	189	234	5.9	23	26	39	17	70	86	2.2
2024	LVA	39	29	717	20	62	.323	9	40	.225	11	22	.500	.395	6	9	.667	23	161	184	4.7	28	21	33	15	68	55	1.4
Career		**281**	**107**	**5633**	**408**	**828**	**.493**	**40**	**181**	**.221**	**368**	**647**	**.569**	**.517**	**157**	**232**	**.677**	**402**	**1196**	**1598**	**5.7**	**205**	**147**	**302**	**220**	**558**	**1013**	**3.6**

CAREER PLAYOFF STATISTICS

YEAR	TM	G	GS	MP	FG	FGA	FG%	3P	3PA	3P%	2P	2PA	2P%	eFG%	FT	FTA	FT%	OR	DR	REB	RPG	A	S	B	TO	PF	PTS	PPG
2015	NYL	6	0	157	17	36	.472	0	0	----	17	36	.472	.472	6	7	.857	18	31	49	8.2	0	5	8	7	9	40	6.7
2016	NYL	1	0	10	1	3	.333	0	0	----	1	3	.333	.333	1	2	.500	0	2	2	2.0	0	1	0	1	2	3	3.0
2017	NYL	1	0	16	1	3	.333	0	0	----	1	3	.333	.333	0	0	----	0	3	3	3.0	0	0	1	0	2	2	2.0
2021	LVA	5	2	71	2	5	.400	0	0	----	2	5	.400	.400	1	2	.500	4	9	13	2.6	5	2	3	2	7	5	1.0
2022	LVA	10	10	259	17	35	.486	1	5	.200	16	30	.533	.500	2	2	1.000	16	56	72	7.2	4	6	8	8	26	37	3.7
2023	LVA	8	8	209	9	16	.563	2	4	.500	7	12	.583	.625	2	2	1.000	14	49	63	6.1	10	8	2	6	13	22	2.8
2024	LVA	2	2	34	0	0		0	0	----	0	0	----	----	0	0	----	1	14	15	7.5	0	0	1	2	3	0	0.0
Career		**33**	**22**	**756**	**47**	**98**	**.480**	**3**	**9**	**.333**	**44**	**89**	**.494**	**.495**	**12**	**15**	**.800**	**53**	**164**	**217**	**6.6**	**19**	**22**	**23**	**26**	**62**	**109**	**3.3**

A'JA WILSON • No. 22

Center/Forward • 6-4 • South Carolina '18 • 7th Year

WNBA CAREER HIGHLIGHTS

- 2022 & 2023 WNBA Champion
- 2023 WNBA Finals M'VP
- 2022 & 2020 WNBA M'VP
- 2023 & 2022 WNBA Defensive Player of the Year
- 2023, 2022 & 2020 All-WNBA First Team
- 2021 All-WNBA Second Team
- 2023 & 2022 WNBA All-Defensive First Team
- 2020 WNBA All-Defensive Second Team
- 2024, 2023, 2022, 2021, 2019 & 2018 All-Star
- 2023, 2022 & 2019 All-Star Team Captain
- 2023 & 2022 WNBA All-Star Leading Vote-Getter
- 2018 WNBA Rookie of the Year (unanimous)
- 2018 WNBA All-Rookie Team
- 12-time Western Conference Player of the Month (May, June, July and Sept. 2024; June, July and Aug. 2023; May and July 2022; June 2021; Aug. and Sept. 2020)
- 22-time Western Conference Player of the Week (6 times in 2024, 5 times in 2023, 5 times in 2022, 2 times each in 2019 and 2020, 1 time each in 2018 and 2021)
- 3-time WNBA Rookie of the Month (2018).

INTERNATIONAL HIGHLIGHTS (USA)

- Led the USA to the gold medal and a 6-0 record at the 2024 Olympics; averaged team-highs of 18.7 ppg, 10.2 rpg, 1.5 spg and 2.7 bpg, while finishing ranked 3rd for scoring, 2nd for rebounding and 1st for blocked shots among the 12-team field.
- 2020 Olympic gold medalist
- 2022, 2018 FIBA World Cup gold medalist & 2022 FIBA World Cup M'VP.
- 2013 & 2015 FIBA U19 World Cup gold medalist & 2015 FIBA U19 M'VP
- 2014 FIBA Americas U18 gold medalist

COLLEGIATE HIGHLIGHTS

- 2017 NCAA Champion
- 2017 Final Four Most Outstanding Player
- 2018 National Player of the Year (consensus)
- 4-time All-American
- 2-time SEC Defensive Player of the Year

2024 (LAS VEGAS)

- Became the first player in WNBA history to score 1'000 points in a single season.
- Opened the year with five-straight 20-point, 10-rebound performances.
- Named May, June and July Western Conference Player of the Month.
- Became the franchise's leading scorer on July 7 and leading rebounder on June 29.

2023 (LAS VEGAS)

- Won the WNBA Championship and earned WNBA Finals M'VP after averaging 21.3 ppg, 12.5 rpg and 1.3 bpg in the Finals.
- Grabbed a league Finals-record 16 defensive rebounds in Game 4.
- Scored 30 or more points in a WNBA playoff record 3-straight games (38 points vs Chicago in Game 1 of the First Round, 34 points vs Dallas in Game 2 of the Semifinals and 30 points vs Dallas in Game 3) WNBA and Associated Press Defensive Player of the Year and WNBA All-Defensive First Team.
- WNBA All-Star leading vote-getter.
- 3-time Western Conference Player of the Month.
- 5-time Western Conference Player of the Week.
- Scored 30 or more points 9 times, 6 in the regular season and 3 in the playoffs.
- Tied a then-franchise scoring record with 40 points vs. the Mystics on Aug. 11; rewrote the record with a WNBA record-tying 53 points on Aug. 22 at Atlanta.

2022 (LAS VEGAS)

- Named WNBA MVP for 2nd time (7th player with multiple MVPs).

2020 (LAS VEGAS)

- Named WNBA MVP (5th youngest in history)

2019 (LAS VEGAS)

- Led or tied for the team lead in scoring on 11 occasions, in rebounding on 9 occasions, and in assists 1 time.
- Reached double figures in scoring on 23 occasions and in rebounding on 3 occasions.
- Missed 8 games due to injury (ankle).

2018 (LAS VEGAS)

- Scored the second most points by a rookie (35) in franchise history at Indiana on June 12.

PERSONAL

- Authored the New York Times bestselling book "Dear Black Girls: How to Be True to You."
- Announced her Nike signature shoe, the A'ONE, on May 11, 2024, in South Carolina.
- Named to the TIME100 as one of the 100 most influential people of 2024.
- Enjoys eating Chipotle and Chik-fil-A
- Father, Roscoe, played professional basketball internationally for 10 years.
- Is dyslexic.
- Is a member of the WNBA and WNBPA Social Justice Council.
- First WNBA player to partner with Mountain Dew.

GO TO A'JA WILSON'S COMPLETE BIO ONLINE

- **Online bio** includes items such as expanded WNBA statistics, more notes, college, international and USA Basketball statistics, and more!

RECORD WITHOUT

Year	Games Missed	Record With	Record Without
2018	0	14-19	0-0
2019	8	15-11	6-2
2020	0	18- 4	0-0
2021	0	24- 8	0-0
2022	0	26-10	0-0
2023	0	34- 6	0-0
2024	2	25- 12	1-1
Totals	**10**	**156-70**	**7-3**

A'JA WILSON • NO. 22

WNBA RANKINGS

	PPG	RPG	APG	SPG	BPG	MPG	FG%	3G%	FT%
2018	3rd	6th	---	---	6th	16th	24th	---	---
2019	7th	17th	---	---	4th	---	---	---	---
2020	2nd	6th	---	24th	1st	10th	21st	---	---
2021	6th	8th	21st	---	11th	10th	21st	---	10th
2022	5th	2nd	---	12th	1st	19th	12th	16th	---
2023	3rd	2nd	---	10th	1st	23rd	3rd	---	30th
2024	1st	2nd	36th	5th	1st	4th	7th	---	17th

2024 REGULAR SEASON HIGHS

PTS	42	@	Dallas	Aug. 27
REBS	20	@	Seattle	July 10
ASTS	6		Minnesota	Aug. 21
STLS	6	@	Dallas	June 5
BLKS	6	2x,	Last @ Los Angeles	July 5
MINS	41:28	@	Los Angeles	July 5

CAREER REGULAR SEASON HIGHS

PTS	53	@	Atlanta	Aug. 22, 2023
REBS	20	@	Seattle	July 10, 2024
ASTS	8	2x,	Last @ Dallas	July 11, 2021
STLS	6	@	Dallas	June 5, 2024
BLKS	7	2x,	Last @ Atlanta	Sept. 5, 2019
MINS	43:18	@	Minnesota	June 25, 2021

CAREER PLAYOFF HIGHS

PTS	38		Chicago	Sept. 17, 2023
REBS	16	2x,	Last @ New York	Oct. 18, 2023
ASTS	7		Phoenix	Sept. 30, 2021
STLS	3		3x, last vs Chicago	Sept. 17, 2023
BLKS	7		Connecticut	Sept. 22, 2020
MINS	45	@	Sueattle (OT)	Sept. 4, 2022

SEASON HIGHS

	PTS	REBS	ASTS	STLS	BLKS	MIN	FGM	FGA	3PM	3PA	FTM	FTA
2018	35	16	8	3	7	39:32	16	24	0	0	14	18
2019	39	12	5	3	7	40:52	14	20	0	1	11	14
2020	31	16	4	4	5	38:52	11	21	0	0	12	12
2021	30	15	8	4	3	43:18	10	24	1	1	12	12
2022	35	16	5	4	5	37:56	13	24	3	5	13	15
2023	53	15	5	5	6	36:27	17	25	1	3	20	21
2024	42	20	6	6	6	41:28	16	28	3	6	13	14

MILESTONES REACHED

Mark	Opponent	Date	Game #
1st Point	@ Connecticut	5/20/2018	1
1,000th Point	Phoenix	8/20/2019	53
2,000th Point	Washington	8/17/2021	104
3,000th Point	@ Connecticut	6/8/2023	157
4,000th Point	@ Los Angeles	6/9/2024	198
4,500th Point	@ Minnesota	8/23/2024	217
1,000th Rebound	@ Chicago	5/28/2022	122
2,000th Rebound	Atlanta	8/30/2024	220
200th Steal	Phoenix	9/10/2023	189
100th Block	@ Phoenix	9/8/2019	59
400th Block	@ Seattle	7/10/2024	210

10+ REBOUNDS & ASSISTS GAMES

YEAR	REB 10+	REB 20+	ASTS 10+	DUB-DUBS PT/REB	DUB-DUBS PT/AST
2018	10	0	0	10	0
2019	3	0	0	3	0
2020	7	0	0	7	0
2021	17	0	0	17	0
2022	17	0	0	17	0
2023	22	0	0	22	0
2024	23	1	0	23	0
Totals	**99**	**1**	**0**	**99**	**0**

10+ POINT GAMES

SCORING YEAR	10+	20+	30+	40+	50+
2018	33	18	3	0	0
2019	23	7	1	0	0
2020	22	15	1	0	0
2021	30	14	1	0	0
2022	34	20	1	0	0
2023	38	29	6	2	1
2024	38	34	11	2	0
Totals	**218**	**137**	**24**	**4**	**1**

CAREER REGULAR SEASON STATISTICS

YEAR	TM	G	GS	MP	FG	FGA	FG%	3P	3PA	3P%	2P	2PA	2P%	eFG%	FT	FTA	FT%	OR	DR	REB	RPG	A	S	B	TO	PF	PTS	PPG
2018 *	LVA	33	33	1010	245	530	.462	0	0	----	245	530	.462	.462	192	248	.774	66	198	264	8.0	74	27	55	46	68	682	20.7
2019 *	LVA	26	25	739	158	330	.479	0	1	.000	158	329	.480	.479	114	144	.792	42	125	167	6.4	47	13	45	56	52	430	16.5
2020	LVA	22	22	697	166	346	.480	0	0	----	166	346	.480	.480	118	151	.781	34	154	188	8.5	45	27	44	35	49	450	20.5
2021 *	LVA	32	32	1021	207	466	.444	1	1	1.000	206	465	.443	.445	169	193	.876	63	235	298	9.3	98	28	40	46	49	584	18.3
2022 *	LVA	36	36	1080	260	519	.501	31	83	.373	229	436	.525	.531	152	187	.813	66	273	339	9.4	75	52	70	61	76	703	19.5
2023 *	LVA	40	40	1228	335	601	.557	9	29	.310	326	572	.570	.565	233	287	.812	82	298	380	9.5	64	55	89	62	85	912	22.8
2024	LVA	38	38	1308	385	743	.518	19	60	.317	366	683	.536	.531	232	275	.844	79	372	451	11.9	88	68	98	48	67	1021	26.9
Career		**227**	**226**	**7084**	**1756**	**3535**	**.497**	**60**	**174**	**.345**	**1696**	**3361**	**.505**	**.505**	**1210**	**1485**	**.815**	**432**	**1655**	**2087**	**9.2**	**491**	**273**	**441**	**355**	**446**	**4782**	**21.1**

CAREER PLAYOFF STATISTICS

YEAR	TM	G	GS	MP	FG	FGA	FG%	3P	3PA	3P%	2P	2PA	2P%	eFG%	FT	FTA	FT%	OR	DR	REB	RPG	A	S	B	TO	PF	PTS	PPG
2019	LVA	5	5	168	24	55	.436	0	0	----	24	55	.436	.436	19	20	.950	11	28	39	7.8	8	3	10	8	5	67	13.4
2020	LVA	8	8	283	62	131	.473	0	0	----	62	131	.473	.473	42	49	.857	17	54	71	8.9	19	8	18	16	14	166	20.8
2021	LVA	5	5	161	27	62	.435	0	0	----	27	62	.435	.435	17	26	.654	6	40	46	9.2	16	5	5	11	8	71	14.2
2022	LVA	10	10	372	74	134	.552	2	14	.143	72	120	.600	.560	53	67	.791	15	89	104	10.4	20	10	24	13	21	203	20.3
2023	LVA	9	9	299	82	148	.554	1	2	.500	81	146	.555	.557	49	59	.831	28	78	106	11.8	11	13	21	19	18	214	23.8
2024	LVA	2	2	73	18	38	.474	2	4	.500	16	34	.471	.500	7	7	1.000	6	15	21	10.5	4	0	7	2	2	45	22.5
Career		**39**	**39**	**1356**	**287**	**568**	**.505**	**5**	**20**	**.250**	**282**	**548**	**.515**	**.510**	**187**	**228**	**.820**	**83**	**304**	**387**	**9.9**	**78**	**39**	**85**	**69**	**68**	**766**	**19.6**

JACKIE YOUNG • No. 0

Guard • 5-11 • Notre Dame '19 • 6th Year

WNBA CAREER HIGHLIGHTS

- 2022 & 2023 WNBA Championship
- 2022 WNBA Most Improved Player Award Winner
- 2023 All-WNBA Second Team
- 2024, 2023 & 2022 WNBA All-Star
- 1-time Western Conference Player of the Week

INTERNATIONAL CAREER (USA)

- Claimed gold at the 2024 Paris Olympics and, along with Kelsey Plum, are the first to claim gold in both 3x3 and five-on-five; averaged 9.5 ppg, 2.3 apg and 1.5 spg.
- 2020 Olympic gold medalist (3x3)
- Helped the USA finish first at the 2024 Olympic Qaulifying Tournament in Belgium.

2024 (LAS VEGAS)

- Notched a career-first points/assists double-double with 22 points and 11 assists against LA on May 18.

2023 (LAS VEGAS)

- Won WNBA Championship
- All-Star Game starter
- Named All-WNBA & Associated Press All-League Second Team
- Scored a career-high 30 points (12-18 FGs, 4-7 3pt FGs, 2-4 FTs) at LA on May 25
- Scored 20 or more points in 15 games
- Had 1 double-double with 24 points and 10 rebounds vs Chicago on Aug. 24

2022 (LAS VEGAS)

- Won WNBA Championship
- Named WNBA Most Improved Player
- Named WNBA Western Conference Player of the Week for games played May 16-22
- Scored in double figures in 30 of 34 games, including 11 games of 20 or more, and a season-high 26 vs. Connecticut on June 2

2021 (LAS VEGAS)

- Scored a career-high 29 points vs. Minnesota on Sept. 8
- Her 14 made field goals on September 8 vs. Minnesota were tied for the most in the league this year, and are the most by a WNBA player since the 2018 season
- Handed out a season-high 6 assists vs. Atlanta on July 4
- Picked up a season-high 4 steals vs. Dallas on Sept. 13.

2019 (LAS VEGAS)

- Became the second Notre Dame player to be drafted No. 1 overall (Jewell Loyd)
- Became the third junior to be drafted No. 1 overall (Candace Parker, Tennessee, 2008; Jewell Loyd, Notre Dame, 2015)
- Handed out a career-high 10 assists on 2 occasions—vs. Phoenix on August 20, and vs. Indiana on June 29.
- Recorded her first career double-double vs. Phoenix on August 20, handing out 10 assists and grabbing 10 rebounds. She narrowly missed a triple-double, scoring 8 points.
- Averaged 8.3 points, and 4.9 assists, while connecting on 38.9% of her 3-pointers, and 88.1% from the free throw line after the All-Star Break (14 regular season games).

COLLEGIATE CAREER

- 2018 NCAA Champion
- 2019 AP All-America honorable mention
- 2019 ACC Tournament MVP
- 2019 All-ACC second team
- 2017 ACC All-Freshman Team
- Hit the game-tying jumper with 45 seconds remaining in the 2018 national championship game vs Mississippi State, knotting the score at 58-all. Also secured the steal with three seconds left that set-up Arike Ogunbowale's game-winning shot.

HIGH SCHOOL CAREER

- 2016 Naismith Player of the Year
- 2016 Indiana's Miss Basketball

PERSONAL

- Hails from Princeton, Indiana
- Has played professionally in the offseason in Australia, Israel and Turkey.

GO TO JACKIE YOUNG'S COMPLETE BIO ONLINE

- Online bio includes items such as expanded WNBA statistics, more notes, college, international and USA Basketball statistics, and more!

RECORD WITHOUT

Year	Games Missed	Record With	Record Without
2019	0	21-13	0-0
2020	0	18- 4	0-0
2021	0	24- 8	0-0
2022	2	24-10	2-0
2023	0	34- 6	0-0
2024	3	24- 12	2-1
Totals	**5**	**145-53**	**3-1**

JACKIE YOUNG • No. 0

WNBA RANKINGS

	PPG	RPG	APG	SPG	BPG	MPG	FG%	3G%	FT%
2019	---	---	---	---	---	---	---	---	---
2020	---	---	23rd	---	---	---	16th	---	---
2021	25th	---	18th	23rd	---	11th	11th	---	21st
2022	12th	---	14th	13th	---	3rd	22nd	3rd	13th
2023	11th	---	15th	14th	---	18th	7th	2nd	16th
2024	16th	---	7th	29th	---	12th	---	---	11th

SEASON HIGHS

	PTS	REBS	ASTS	STLS	BLKS	MIN	FGM	FGA	3PM	3PA	FTM	FTA
2019	17	10	10	3	2	35:08	5	14	2	3	9	12
2020	20	7	9	4	1	32:42	8	15	1	2	5	6
2021	29	11	6	4	2	40:27	14	19	1	3	10	10
2022	26	9	9	3	2	41:21	9	19	4	7	8	8
2023	30	10	8	4	1	37:31	12	21	5	9	8	9
2024	34	8	14	3	2	40:00	11	23	7	13	9	10

2023 REGULAR SEASON HIGHS

PTS	34	@	Phoenix	June 13
REBS	8	3x,	Last vs Connecticut	Sept. 15
ASTS	14	@	Phoenix	Sept. 1
STLS	3	4x,	Last @ Phoenix	Sept. 1
BLKS	2		Phoenix	May 14
MINS	40:00		Phoenix	May 21

CAREER REGULAR SEASON HIGHS

PTS	34	@	Phoenix	June 13, 2024
REBS	11	@	Seattle	May 18, 2021
ASTS	14	@	Phoenix	Sept. 1, ,2024
STLS	4	5x,	Last vs. Los Angeles	Aug. 19, 2023
BLKS	2	5x,	Last vs. Phoenix	May 14, 2024
MINS	41		Washington	June 25, 2022

CAREER PLAYOFF HIGHS

PTS	26		New York	Oct. 8, 2023
REBS	9	2x,	Last vs Seattle	Sept. 24, 2024
ASTS	8	@	Connecticut	Sept. 18, 2022
STLS	3		4x, last vs New York	Oct. 8, 2023
BLKS	2		Phoenix	Sept. 28, 2021
MINS	38:29	@	New York	Oct. 15, 2023

MILESTONES REACHED

Mark	Opponent	Date	Game #
1st Point	Los Angeles	5/26/2019	1
1,000th Point	Los Angeles	5/23/2022	96
2,000th Point	Chicago	8/24/2023	156
2,500th Point	Atlanta	7/12/2024	183
500th Assist	New York	6/29/2023	137
600th Assist	Phoenix	9/8/2023	161
600th Rebound	Atlanta	8/13/2023	152
700th Rebound	Seattle	6/19/2024	174
200th Steal	New York	8/17/2024	186

10+ REBOUNDS & ASSISTS GAMES

	REB	ASTS	DUB-DUBS		
YEAR	10+	10+	PT/REB	PT/AST	REB/AST
2019	1	1	0	0	1
2020	0	0	0	0	0
2021	2	0	2	0	0
2022	0	0	0	0	0
2023	1	0	1	0	0
2024	0	5	0	5	0
Totals	**4**	**6**	**3**	**5**	**1**

10+ POINT GAMES

SCORING			
YEAR	10+	20+	30+
2019	7	0	0
2020	12	2	0
2021	21	4	0
2022	30	11	0
2023	37	15	1
2024	29	11	2
Totals	**136**	**43**	**3**

CAREER REGULAR SEASON STATISTICS

YEAR	TM	G	GS	MP	FG	FGA	FG%	3P	3PA	3P%	2P	2PA	2P%	eFG%	FT	FTA	FT%	OR	DR	REB	RPG	A	S	B	TO	PF	PTS	PPG
2019	LVA	34	34	767	76	236	.322	14	44	.318	62	192	.323	.352	59	73	.808	23	88	111	3.3	153	26	12	53	47	225	6.6
2020	LVA	22	0	568	93	189	.492	3	13	.231	90	176	.511	.500	52	61	.852	18	77	95	4.3	67	15	2	35	39	241	11.0
2021	LVA	32	32	1018	155	307	.505	5	20	.250	150	287	.523	.513	75	90	.833	21	110	130	4.1	103	36	11	47	58	390	12.2
2022	LVA	34	34	1129	191	401	.476	50	116	.431	141	285	.495	.539	110	128	.859	43	105	148	4.4	132	48	8	43	81	542	15.9
2023	LVA	40	40	1259	249	476	.523	89	198	.449	160	278	.576	.617	117	135	.867	26	134	160	4.0	151	52	5	70	80	704	17.6
2024	LVA	37	37	1205	201	467	.430	70	208	.337	131	259	.506	.505	111	128	.867	26	135	161	4.4	197	37	8	78	92	583	15.8
Career		**199**	**177**	**5944**	**965**	**2075**	**.465**	**231**	**599**	**.386**	**734**	**1476**	**.497**	**.521**	**524**	**615**	**.852**	**156**	**649**	**805**	**4.0**	**803**	**214**	**46**	**326**	**397**	**2685**	**13.5**

CAREER PLAYOFF STATISTICS

YEAR	TM	G	GS	MP	FG	FGA	FG%	3P	3PA	3P%	2P	2PA	2P%	eFG%	FT	FTA	FT%	OR	DR	REB	RPG	A	S	B	TO	PF	PTS	PPG
2019	LVA	5	5	62	9	22	.409	4	5	.800	5	17	.294	.500	7	8	.875	3	6	9	1.8	13	0	0	6	3	29	5.8
2020	LVA	8	0	163	21	68	.309	1	6	.167	20	62	.323	.316	19	21	.905	3	21	24	3.0	22	2	1	19	18	62	7.8
2021	LVA	5	5	130	11	33	.333	0	1	.000	11	32	.344	.333	6	6	1.000	9	7	16	3.2	11	5	2	3	12	28	5.6
2022	LVA	10	10	345	41	95	.432	18	38	.474	23	57	.404	.526	25	27	.926	2	39	41	4.1	30	8	1	16	29	125	12.5
2023	LVA	9	9	313	48	114	.421	22	53	.415	26	61	.426	.518	32	35	.914	3	47	50	5.6	45	14	1	11	22	150	16.7
2024	LVA	2	2	60	8	23	.348	3	8	.375	5	15	.333	.413	2	2	1.000	4	12	16	8.0	7	2	0	4	5	21	10.5
Career		**39**	**31**	**1073**	**138**	**355**	**.389**	**48**	**111**	**.432**	**90**	**244**	**.369**	**.456**	**91**	**99**	**.919**	**24**	**132**	**156**	**4.0**	**128**	**31**	**5**	**59**	**89**	**415**	**10.6**

ACES 2024 GAME-BY-GAME STATS

PLAYOFFS (2-0)

GAME	W/L	MIN	PTS	FGM	FGA	FG%	3PM	3PA	3P%	FTM	FTA	FT%	ORB	DRB	REB	AT	TO	ST	BK	PF	+/-
9/24 - LVA vs SEA	W	40	83	31	66	47.0	7	22	31.8	14	16	87.5	10	35	45	23	16	3	4	13	7
9/22 - LVA vs. SEA	W	40	78	30	69	43.5	7	18	38.9	11	11	100.0	6	27	33	16	9	9	7	11	11

REGULAR SEASON (37-13)

GAME	W/L	MIN	PTS	FGM	FGA	FG%	3PM	3PA	3P%	FTM	FTA	FT%	ORB	DRB	REB	AT	TO	ST	BK	PF	+/-
9/19 - LVA vs. DAL	W	40	98	35	75	46.7	15	37	40.5	13	16	81.3	10	28	38	22	13	8	7	15	14
9/17 - LVA @ SEA	W	40	85	32	60	53.3	9	20	45.0	12	14	85.7	3	28	31	18	11	5	2	11	13
9/15 - LVA vs. CON	W	40	84	35	71	49.3	10	24	41.7	4	6	66.7	4	29	33	24	7	5	4	14	13
9/13 - LVA @ IND	W	40	78	28	70	40.0	9	30	30.0	13	18	72.2	1	30	31	22	9	7	4	18	4
9/11 - LVA @ IND	W	40	86	31	70	44.3	10	22	45.5	14	17	82.4	6	28	34	20	10	6	6	14	11
9/08 - LVA @ NYL	L	40	71	23	64	35.9	15	33	45.5	10	10	100.0	2	25	27	18	12	7	4	23	-4
9/06 - LVA @ CON	W	40	72	25	65	38.5	6	20	30.0	16	19	84.2	7	26	33	17	15	9	2	16	5
9/03 - LVA vs. CHI	W	40	90	32	61	52.5	8	24	33.3	18	21	85.7	5	26	31	25	13	12	6	15	19
9/01 - LVA @ PHO	W	40	97	37	66	56.1	11	32	34.4	12	15	80.0	6	29	35	32	14	10	2	15	18
8/30 - LVA vs. ATL	W	40	83	31	69	44.9	10	29	34.5	11	16	68.8	8	31	39	19	6	4	8	13	11
8/27 - LVA @ DAL	L	40	90	31	62	50.0	5	19	26.3	23	30	76.7	4	22	26	15	8	6	6	18	-3
8/25 - LVA @ CHI	W	40	77	31	81	38.3	6	24	25.0	9	10	90.0	9	35	44	18	4	6	6	15	2
8/23 - LVA @MIN	L	40	74	26	57	45.6	7	19	36.8	15	18	83.3	1	16	17	17	20	7	1	21	-13
8/21 - LVA vs. MIN	L	40	87	33	71	46.5	13	30	43.3	8	12	66.7	9	19	28	22	9	7	2	19	-11
8/18 - LVA vs. LAS	W	40	87	30	61	49.2	8	18	44.4	19	23	82.6	1	32	33	14	18	15	5	14	16
8/17 - LVA vs. NYL	L	40	67	24	65	36.9	9	31	29.0	10	11	90.9	2	28	30	14	10	10	7	18	-12
7/16 - LVA vs. CHI	L	40	85	31	66	47.0	5	18	27.8	18	22	81.8	3	23	26	17	13	11	7	14	-8
7/14 - LVA @ WAS	W	40	89	34	70	48.6	8	25	32.0	13	17	76.5	8	33	41	24	12	7	7	13	12
7/12 - LVA @ ATL	W	40	84	29	70	41.4	12	29	41.4	14	17	82.4	3	33	36	22	10	8	7	14	14
7/10 - LVA @ SEA	W	40	84	30	70	42.9	5	23	21.7	19	20	95.0	4	34	38	21	10	7	5	14	5
7/07 - LVA vs. DAL	W	40	104	37	81	45.7	14	36	38.9	16	19	84.2	10	30	40	23	9	6	6	14	19
7/05 - LVA @ LAS	L	45	93	32	67	47.8	9	24	37.5	20	22	90.9	3	40	43	24	12	1	8	29	-5
7/04 - LVA vs. WAS	W	40	98	38	64	59.4	11	23	47.8	11	11	100.0	4	32	36	31	19	8	3	20	21
7/02 - LVA vs IND	W	40	88	30	63	47.6	9	25	36.0	19	24	79.2	5	29	34	20	13	3	4	17	11
6/29 - LVA @ WAS	W	40	95	33	66	50.0	9	25	36.0	20	27	74.1	6	29	35	20	9	5	11	15	12
6/27 - LVA @ CHI	W	40	95	33	66	50.0	9	25	36.0	20	27	74.1	6	29	35	20	9	5	11	15	12
6/21 - LVA vs. CON	W	40	85	31	65	47.7	6	24	25.0	17	23	73.9	10	32	42	16	13	6	3	17	11
6/19 - LVA vs. SEA	W	40	94	35	63	55.6	8	20	40.0	16	21	76.2	3	26	29	25	15	11	4	19	11
6/15 - LVA vs. NYL	L	40	82	31	69	44.9	11	34	32.4	9	11	81.8	2	29	31	23	10	3	3	19	-8
6/13 - LVA @ PHO	W	40	103	33	69	47.8	13	30	43.3	24	25	96.0	12	25	37	17	16	6	2	16	4
6/11 - LVA vs. MIN	L	40	86	28	62	45.2	10	31	32.3	20	26	76.9	5	30	35	19	14	4	1	19	-14
6/09 - LVA @ LAS	L	40	92	30	68	44.1	11	26	42.3	21	24	87.5	4	19	23	17	6	7	6	16	-4
6/07 - LVA vs. SEA	L	40	65	21	67	31.3	7	26	26.9	16	19	84.2	3	33	36	13	14	7	10	18	-13
6/05 - LVA @ DAL	W	40	95	34	70	48.6	9	28	32.1	18	20	90.0	8	25	33	20	14	10	5	18	14
5/31 - LVA @ ATL	L	40	74	25	69	36.2	6	21	28.6	18	20	90.0	3	31	34	18	12	6	5	25	-4
5/29 - LVA @ MIN	W	40	80	30	72	41.7	10	27	37.0	10	14	71.4	11	30	41	23	16	6	5	12	14
5/25 - LVA vs. IND	W	40	99	35	73	47.9	13	35	37.1	16	18	88.9	6	30	36	24	8	7	4	14	19
5/21 - LVA vs. PHO	L	40	88	33	78	42.3	11	31	35.5	11	15	73.3	7	32	39	22	9	5	4	18	-10
5/18 - LVA vs. LAS	W	40	89	31	73	42.5	13	31	41.9	14	16	87.5	10	24	34	23	12	10	4	14	7
5/14 - LVA vs. PHO	W	40	89	29	71	40.8	6	29	20.7	25	29	86.2	8	29	37	17	11	7	5	12	9

2024 LAS VEGAS ACES REGULAR SEASON STATISTICS (27-13)

					3-POINT				--- REBOUNDS ---								
PLAYER	GP-GS	MIN	FGM-FGA	FG%	FGM-FGA	FG%	FTM-FTA	FT%	OFF	DEF	TOT/AVG	AST	PF-DQ	STL	TO	BLK	PTS/AVG
Wilson, A	38-38	1307:37	385 - 743	51.8	19-60	31.7	232 - 275	84.4	79	372	451/11.9	88	67-0	68	48	98	1021/26.9
Plum, K	38-38	1291:23	232 - 549	42.3	110-299	36.8	103 - 119	86.6	10	88	98/2.6	159	104-0	27	93	1	677/17.8
Young, J	37-37	1205:26	201 - 467	43.0	70-208	33.7	111 - 128	86.7	26	135	161/4.4	197	92-0	37	78	8	583/15.8
Hayes, T	33-5	707:44	110 - 220	50.0	33-82	40.2	60 - 84	71.4	27	65	92/2.8	69	68-0	25	28	9	313/9.5
Gray, C	27-25	701:48	84 - 206	40.8	26-77	33.8	39 - 48	81.3	5	74	79/2.9	132	37-0	34	64	19	233/8.6
Clark, A	40-18	971:43	85 - 192	44.3	47-126	37.3	23 - 28	82.1	21	124	145/3.6	70	107-0	33	55	11	240/6.0
Gustafson, M	38-7	404:45	53 - 106	50.0	22-57	38.6	13 - 17	76.5	23	50	73/1.9	9	59-0	13	14	5	141/3.7
Bell, K	6-0	43:19	6 - 16	37.5	4-8	50.0	1 - 2	50.0	1	5	6/1.0	5	5-0	0	1	0	17/2.8
Egbo, Q	3-0	17:35	4 - 6	66.7	0-0	0.0	0 - 0	0.0	1	4	5/1.7	0	2-0	2	0	1	8/2.7
Martin, K	34-2	391:52	27 - 88	30.7	22-62	35.5	11 - 12	91.7	6	48	54/1.6	30	29-0	7	21	8	87/2.6
Colson, S	31-1	247:50	27 - 64	42.2	14-37	37.8	8 - 9	88.9	1	13	14/0.5	30	23-0	15	14	5	76/2.5
Stokes, K	39-29	716:40	20 - 62	32.3	9-40	22.5	6 - 9	66.7	23	161	184/4.7	28	68-0	21	15	33	55/1.4
Cannon, E	5-0	09:15	2 - 3	66.7	0-1	0.0	0 - 0	0.0	0	2	2/0.4	1	0-0	0	1	0	4/0.8
Carter, J	2-0	04:18	0 - 1	0.0	0-0	0.0	0 - 2	0.0	0	0	0/0.0	0	0-0	0	0	0	0/0.0
Fair, D	1-0	03:56	0 - 2	0.0	0-1	0.0	0 - 0	0.0	0	0	0/0.0	2	0-0	0	0	0	0/0.0
ACES	**40**	**8025**	**1236 - 2725**	**45.4**	**376-1058**	**35.5**	**607 - 733**	**82.8**	**223**	**1141**	**1627/40.7**	**820**	**661-0**	**282**	**466**	**198**	**3455/86.4**
OPPONENTS	**40**	**8025**	**1202 - 2779**	**43.3**	**308-879**	**35.0**	**524 - 689**	**76.1**	**295**	**1123**	**1730/43.3**	**795**	**687-5**	**260**	**533**	**143**	**3236/80.9**

	----------SINGLE GAME HIGHS ----------							----------AVERAGE PER GAME ----------							---------- AVERAGE PER 48 MIN ----------					
PLAYER	MIN	REB	AST	STL	TO	BLK	PTS	MIN	REB	AST	STL	TO	BLK	PTS	REB	AST	STL	TO	BLK	PTS
Wilson, A	41:28	20	6	6	3	6	42	34.4	11.9	2.3	1.79	1.3	2.58	26.9	13.8	2.7	2.08	1.5	3.00	31.2
Plum, K	40:00	7	8	3	5	1	34	34.0	2.6	4.2	0.71	2.4	0.03	17.8	3.0	4.9	0.84	2.9	0.03	21.0
Young, J	40:00	8	14	3	7	2	34	32.6	4.4	5.3	1.00	2.1	0.22	15.8	5.3	6.5	1.23	2.6	0.27	19.3
Hayes, T	32:39	10	5	2	3	1	21	21.4	2.8	2.1	0.76	0.8	0.27	9.5	5.2	3.9	1.41	1.6	0.51	17.7
Gray, C	33:54	8	10	3	5	2	22	26.0	2.9	4.9	1.26	2.4	0.70	8.6	4.5	7.5	1.94	3.6	1.08	13.3
Clark, A	35:26	8	6	4	4	2	14	24.3	3.6	1.8	0.83	1.4	0.28	6.0	6.0	2.9	1.36	2.3	0.45	9.9
Gustafson, M	29:00	7	2	2	2	2	24	10.7	1.9	0.2	0.34	0.4	0.13	3.7	7.2	0.9	1.28	1.4	0.49	13.9
Bell, K	24:12	4	5	0	1	0	12	7.2	1.0	0.8	0.00	0.2	0.00	2.8	5.5	4.6	0.00	0.9	0.00	15.7
Egbo, Q	15:21	5	0	2	0	1	8	5.9	1.7	0.0	0.67	0.0	0.33	2.7	11.4	0.0	4.55	0.0	2.27	18.2
Martin, K	32:09	7	4	2	2	2	13	11.5	1.6	0.9	0.21	0.6	0.24	2.6	5.5	3.1	0.71	2.1	0.82	8.9
Colson, S	31:38	5	4	2	4	2	13	8.0	0.5	1.0	0.48	0.5	0.16	2.5	2.3	4.8	2.42	2.3	0.81	12.3
Stokes, K	27:32	12	3	2	3	6	11	18.4	4.7	0.7	0.54	0.4	0.85	1.4	10.3	1.6	1.17	0.8	1.84	3.1
Cannon, E	03:33	2	1	0	1	0	2	1.9	0.4	0.2	0.00	0.2	0.00	0.8	8.6	4.3	0.00	4.3	0.00	17.3
Carter, J	03:25	0	0	0	0	0	0	2.1	0.0	0.0	0.00	0.0	0.00	0.0	0.0	0.0	0.00	0.0	0.00	0.0
Fair, D	03:56	0	2	0	0	0	0	3.9	0.0	2.0	0.00	0.0	0.00	0.0	0.0	20.3	0.00	0.0	0.00	0.0

2024 NEW YORK LIBERTY (32-8)

					3-POINT				--- REBOUNDS ---								
PLAYER	GP-GS	MIN	FGM-FGA	FG%	FGM-FGA	FG%	FTM-FTA	FT%	OFF	DEF	TOT/AVG	AST	PF-DQ	STL	TO	BLK	PTS/AVG
Stewart, B	38-38	1243:14	265 - 578	45.8	46-156	29.5	201 - 238	84.5	61	262	323/8.5	134	80-0	64	65	48	777/20.4
Ionescu, S	38-38	1220:44	239 - 606	39.4	107-321	33.3	106 - 118	89.8	28	141	169/4.4	235	46-0	38	104	13	691/18.2
Jones, J	39-39	1164:31	206 - 383	53.8	59-152	38.8	82 - 104	78.8	67	283	350/9.0	126	113-1	30	92	50	553/14.2
Laney-Hamilton, B	28-25	847:37	120 - 263	45.6	41-102	40.2	48 - 53	90.6	30	88	118/4.2	93	60-1	32	66	1	329/11.8
Fiebich, L	40-15	837:26	97 - 203	47.8	55-127	43.3	18 - 25	72.0	39	82	121/3.0	70	88-0	38	41	7	267/6.7
Vandersloot, C	31-31	691:37	81 - 182	44.5	18-67	26.9	17 - 31	54.8	13	68	81/2.6	149	53-0	25	56	15	197/6.4
Thornton, K	40-11	809:29	77 - 203	37.9	45-126	35.7	22 - 26	84.6	39	64	103/2.6	27	56-0	29	23	9	221/5.5
Sabally, N	26-0	351:47	50 - 87	57.5	0-2	0.0	28 - 40	70.0	34	71	105/4.0	15	41-0	23	13	19	128/4.9
Burke, K	38-3	459:30	54 - 132	40.9	15-58	25.9	8 - 12	66.7	14	44	58/1.5	33	37-0	24	27	11	131/3.4
Dojkic, I	26-0	257:22	25 - 74	33.8	16-42	38.1	21 - 27	77.8	9	13	22/0.8	20	26-0	9	14	1	87/3.3
Sherrod, J	10-0	36:41	7 - 14	50.0	2-6	33.3	3 - 6	50.0	2	1	3/0.3	5	4-0	3	2	1	19/1.9
Davis, M	20-0	80:13	9 - 22	40.9	1-1	100	5 - 7	71.4	2	8	10/0.5	4	11-0	1	3	4	24/1.2
LIBERTY	**40**	**8000**	**1230 - 2747**	**44.8**	**405-1160**	**34.9**	**559 - 687**	**81.4**	**338**	**1125**	**1755/43.9**	**911**	**615-2**	**316**	**553**	**179**	**3424/85.6**
OPPONENTS	**40**	**8000**	**1162 - 2732**	**42.5**	**279-860**	**32.4**	**455 - 592**	**76.9**	**296**	**1010**	**1597/39.9**	**777**	**674-2**	**249**	**560**	**127**	**3058/76.5**

	----------SINGLE GAME HIGHS ----------							----------AVERAGE PER GAME ----------							---------- AVERAGE PER 48 MIN ----------					
PLAYER	MIN	REB	AST	STL	TO	BLK	PTS	MIN	REB	AST	STL	TO	BLK	PTS	REB	AST	STL	TO	BLK	PTS
Stewart, B	38:29	18	7	5	4	6	38	32.7	8.5	3.5	1.68	1.7	1.26	20.4	10.4	4.3	2.06	2.1	1.54	25.0
Ionescu, S	37:50	8	12	3	8	2	31	32.1	4.4	6.2	1.00	2.7	0.34	18.2	5.5	7.7	1.25	3.4	0.43	22.6
Jones, J	37:32	17	8	3	5	5	34	29.9	9.0	3.2	0.77	2.4	1.28	14.2	12.0	4.3	1.03	3.2	1.72	19.0
Laney-Hamilton, B	37:31	10	6	3	7	1	20	30.3	4.2	3.3	1.14	2.4	0.04	11.8	5.6	4.4	1.51	3.1	0.05	15.5
Fiebich, L	33:20	9	5	4	3	1	16	20.9	3.0	1.8	0.95	1.0	0.18	6.7	5.8	3.3	1.82	2.0	0.33	12.8
Vandersloot, C	34:25	6	13	3	5	2	16	22.3	2.6	4.8	0.81	1.8	0.48	6.4	4.7	8.6	1.45	3.2	0.87	11.4
Thornton, K	33:58	7	4	5	3	1	20	20.2	2.6	0.7	0.73	0.6	0.23	5.5	5.1	1.3	1.43	1.1	0.44	10.9
Sabally, N	27:57	10	3	3	4	2	14	13.5	4.0	0.6	0.88	0.5	0.73	4.9	11.9	1.7	2.62	1.5	2.16	14.6
Burke, K	30:33	5	4	4	4	3	13	12.1	1.5	0.9	0.63	0.7	0.29	3.4	5.0	2.9	2.09	2.4	0.96	11.4
Dojkic, I	25:23	3	4	2	3	1	12	9.9	0.8	0.8	0.35	0.5	0.04	3.3	3.4	3.1	1.40	2.2	0.16	13.5
Sherrod, J	10:00	1	2	1	1	1	8	3.7	0.3	0.5	0.30	0.2	0.10	1.9	3.3	5.5	3.27	2.2	1.09	20.7
Davis, M	13:41	2	1	1	2	1	9	4.0	0.5	0.2	0.05	0.2	0.20	1.2	5.0	2.0	0.50	1.5	1.99	12.0

LAS VEGAS ACES | MEDIA CHEAT SHEET

KIERSTAN BELL
Guard | 6-1 | 176
FGCU | 3rd Year

ALYSHA CLARK
Forward | 5-11 | 167
Middle Tennessee | 12th Year

SYDNEY COLSON
Guard | 5-8 | 140
Texas A&M | 10th Year

QUEEN EGBO
Forward/Center | 6-4 | 190
Baylor | 3rd Year

CHELSEA GRAY
Guard | 5-11 | 170
Duke | 10th Year

MEGAN GUSTAFSON
C | 6-4 | 195
Iowa | 6th Year

TIFFANY HAYES
G | 5-10 | 155
Connecticut | 12th Year

KATE MARTIN
Guard | 6-0 | 172
Iowa | Rookie

KELSEY PLUM
Guard | 5-8 | 145
Washington | 7th Year

KIAH STOKES
Center | 6-3 | 191
Connecticut | 9th Year

A'JA WILSON
Center | 6-4 | 195
South Carolina | 7th Year

JACKIE YOUNG
Guard | 6-0 | 165
Notre Dame | 6th Year

BECKY HAMMON
Head Coach

NATALIE NAKASE
First Assistant Coach

TYLER MARSH
Assistant Coach/Head of Player Development

CHARLENE THOMAS-SWINSON
Assistant Coach

CIARA BURGI
Director of Health and Performance

JERRICA THOMAS
Lead Rehabilitation Specialist

JEREMIAH WELCH
Performance Coach

BRYSON CREER
Lead Athletic Trainer

PRONUNCIATION GUIDE		PRO-NUN-C-A-SHUN GUYD
1	Kierstan Bell	KEER-stin
7	Alysha Clark	uh-LEE-sha
17	Megan Gustafson	GUST-uff-sun
41	Kiah Stokes	KEE-uh
22	A'ja Wilson	A-zhuh (like the continent, Asia)
	Ciara Burgi	c-AIR-uh BURR-ghee (like the Sierra mountains)
	Natalie Nakase	nuh-KAH-say