



# LAS VEGAS ACES (12-7) vs. DALLAS WINGS (5-16)

Sunday, July 7, 2024 | Michelob ULTRA Arena | Las Vegas, NV

12:30 pm PT | TV: ESPN | Radio: ESPN 100.9 FM & 1100 AM

Game No. 20 | Home Game No. 12



## SCHEDULE & RESULTS

Date	Opponent	TV	PT
May (4-2)			
14	Phoenix	W	89-80
18	Los Angeles	W	89-82
21	Phoenix	L	88-98
25	Indiana	W	99-80
29	@ Minnesota	W	80-66
31	@ Atlanta	L	74-78

June (5-4)			
5	@ Dallas (CC)	W	95-81
7	Seattle (CC)	L	65-78
9	@ Los Angeles (CC)	L	92-96
11	Minnesota (CC)	L	86-100
13	@ Phoenix (CC)	W	103-99
15	New York	L	82-90
19	Seattle	W	94-83
21	Connecticut	W	85-74
27	@ Chicago	W	95-83
29	@ Washington	W	88-77

July (2-1)			
2	\$ Indiana	W	88-69
4	Washington	W	98-77
5	@ Los Angeles	L (OT)	93-98
7	Dallas	ESPN	12:30 pm
10	@ Seattle		12:00 pm
12	@ Atlanta	ION	4:30 pm
14	@ Washington	CBSSN	12:00 pm
16	Chicago	Prime	7:00 pm
19-20 All-Star Weekend (Phoenix)			
Olympic Break			

August (0-0)			
17	New York	CBS	1:00 pm
18	Los Angeles	NBA TV	12:30 pm
21	Minnesota	ESPN	6:00 pm
23	@ Minnesota	ION	6:30 pm
25	@ Chicago	CBS	9:00 am
27	@ Dallas	NBA TV	5:00 pm
30	Atlanta	ION	7:00 pm

September (0-0)			
1	@ Phoenix		6:00 pm
3	\$ Chicago	NBA TV	7:00 pm
6	@ Connecticut	ION	4:30 pm
8	@ New York	ESPN	1:00 pm
11	@ Indiana	NBA TV	4:00 pm
13	@ Indiana	ION	4:30 pm
15	Connecticut	CBSSN	3:00 pm
17	@ Seattle	NBA TV	7:00 pm
19	Dallas		6:00 pm

\$ T-Mobile Arena

## GAME STATUS UPDATES






The Aces are at full strength.

## ACES MEDIA RELATIONS CONTACTS

**John Maxwell, Vice President**  
JMaxwell@LasVegasAces.com  
951-203-3208

**Caroline Williams, Asst. Director**  
CWilliams@LasVegasAces.com  
725-289-8896

## HOLE CARDS

0		<b>JACKIE YOUNG</b> G • 6-0 • 6th Year • Notre Dame '19 PPG RPG APG SPG FG% 3P% FT% MIN 2024 18.7 4.8 5.8 0.8 .441 .345 .850 33.6 Career 13.6 4.1 3.9 1.1 .470 .397 .848 29.7 2024 HIGHS: PTS (34), REB (8), AST (11), STL (3), BLK (2), FGM (11), 3PM (7), FTM (9)	♦ 2x WNBA Champion ♦ 4x All-Star ♦ 2022 Most Improved ♦ 2023 All-WNBA 2nd ♦ 2019 All-Rookie ♦ 2020 Olympic gold (3x3)
10		<b>KELSEY PLUM</b> G • 5-8 • 7th Year • Washington '17 PPG RPG APG SPG FG% 3P% FT% MPG 2024 18.9 2.3 4.8 0.8 .413 .374 .826 35.6 Career 14.1 2.5 4.1 0.9 .432 .394 .879 28.5 2024 HIGHS: PTS (34), REB (6), AST (8), STL (3), BLK (1), FGM (11), 3PM (7), FTM (6)	♦ 2x WNBA Champion ♦ 2022 All-WNBA 1st ♦ 4x All-Star, 2022 MVP ♦ 2021 6th POY ♦ 2020 Olympic gold (3x3) ♦ 2x World Cup gold
22		<b>A'JA WILSON</b> C • 6-4 • 7th Year • South Carolina '18 PPG RPG APG BPG FG% 3P% FT% MPG 2024 26.9 10.9 2.7 2.7 .527 .320 .857 33.8 Career 20.5 8.9 2.2 1.9 .495 .353 .813 30.9 2024 HIGHS: PTS (36), REB (16), AST (5), STL (6), BLK (6), FGM (15), 3PM (2), FTM (13)	♦ 2x WNBA Champion ♦ 2x M'VP ♦ 2023 Finals M'VP ♦ 2x DPOY ♦ 6x All-Star ♦ 5x All-WNBA ♦ 2018 ROY & All-Rookie ♦ 2020 Olympic gold ♦ 2x World Cup gold ♦ 2022 World Cup M'VP
41		<b>KIAH STOKES</b> C • 6-3 • 9th Year • Connecticut '15 PPG RPG APG BPG FG% 3P% FT% MPG 2024 2.3 6.5 0.9 1.3 .372 .217 .667 21.7 Career 3.8 5.9 0.7 1.1 .499 .220 .677 20.4 2024 HIGHS: PTS (11), REB (12), AST (3), STL (2), BLK (6), FGM (4), 3PM (3), FTM (2)	♦ 2x WNBA Champion ♦ 2015 All-Defensive 2nd ♦ 2015 All-Rookie
12		<b>CHELSEA GRAY</b> G • 5-11 • 10th Year • Duke '14 PPG RPG APG SPG FG% 3P% FT% MPG 2024 7.1 3.1 4.6 0.4 .372 .294 .813 22.1 Career 12.2 3.1 5.0 1.1 .464 .384 .867 27.9 2024 HIGHS: PTS (22), REB (6), AST (7), STL (2), BLK (2), FGM (8), 3PM (3), FTM (3)	♦ 3x WNBA Champion ♦ 2022 Finals MVP ♦ 7x All-Star ♦ 3x All-WNBA ♦ 2020 Olympic gold ♦ 2022 World Cup gold

## THE TURN

NO	NAME	POS	HGT	YR	G	MIN	PTS	REB	AST	FG%	3P%	FT%
1	Kierstan Bell	F	6-1	3rd	2	7.5	2.5	1.0	0.0	.500	1.000	---
7	Alysha Clark	F	5-11	12th	19	26.4	6.7	4.0	1.9	.506	.417	.882
51	Sydney Colson	G	5-8	10th	16	6.5	1.9	0.2	0.8	.417	.429	1.000
17	Megan Gustafson	C	6-4	6th	19	8.3	2.7	1.9	0.3	.465	.240	.857
15	Tiffany Hayes	G	5-10	12th	12	21.6	8.1	2.8	1.9	.438	.290	.774
20	Kate Martin	G	6-0	R	18	15.5	3.6	2.1	1.1	.356	.390	1.000

## SERIES HISTORY (REG SEASON & PLAYOFFS)

**Overall:** Aces lead 43-38

**At Home:** Aces lead 24-18

**On the Road:** Aces trail 19-20

**Current streak:** Aces won the last 6

**Becky Hammon vs. Dallas:** 9-2

**Last 10:** Aces lead 8-2.

**Last Meeting:** The Aces earned a 95-81 victory over Dallas in the first meeting this season on June 5 in Arlington, Texas. A'ja Wilson scored a season-high 36 points to go with 12 rebounds and 6 steals, Kelsey Plum added 20 points and Jackie Young had 19. Arike Ogunbowle scored 31 points in the losing effort.

## NEXT UP

Starting Wednesday, the Aces will close out their pre-All-Star and Olympic break schedule with 4 games in 7 days. They start with a three-game road swing at Seattle (13-7), Atlanta (7-12) and Washington (5-17), before returning home for a July 16 contest against Chicago (8-11) at Michelob ULTRA Arena.

## PENDING MILESTONS & RECORDS

- ♦ **Franchise Scoring Record** (4,300): A'ja Wilson (4273) needs 27 to tie, 28 to own outright.
- ♦ **800 Assists:** Tiffany Hayes (797 +3)
- ♦ **300 Blocked Shots:** Kiah Stokes (293 +7)
- ♦ **400 Blocked Shots:** A'ja Wilson (394 +6)
- ♦ **200 Steals:** Jackie Young (192 +8)

# CONGRATULATIONS!

If you are reading this, it means that you have made the wise decision to cover a WNBA game featuring the defending WNBA Champion Las Vegas Aces. Odds are, you a member of one of the most prestigious media outlets in the nation, and a talented print, radio or television personality.

Regardless of how these Game Notes came into your possession, welcome to year 7 of the Las Vegas Aces—our first as the two-time defending WNBA Champs.

These Game Notes are designed to simplify your coverage of the Aces, but in a society that now likes to communicate in 140 ~~280~~ characters or less and 30-second Tik Tok videos, even a modest-sized set of Game Notes like this one can be intimidating.

Over the rest of this page, we will walk you through the complexities of this document to further enhance your ability to cover the most entertaining team in the WNBA.

Before we begin, we want you to know that we've gone interactive with notes again this year. Embedded links will take you to the interweb page that contains more information on each note or tidbit of information. [Click through to your heart's content!](#)

So let's get started. These notes are divided into 3 primary sections: Season Notes, Individual Player Profiles and Statistics.

## Statistics

Let's take these items in reverse order. If all you need are our season statistics, just flip to the end of these notes. Both teams' stats are always located on the second to last page.

There is also a separate statistical packet in a different document with more detailed information about both teams.

What about box scores? Some folks like to see the box score from the previous games in Game Notes, while some folks like to peruse all of that season's box scores. Some like to see the box scores from previous meetings between the two teams playing today.

Given all these possibilities, with the exception of 2024 games between the two teams playing today, we have decided not to include any box scores ~~because we are lazy~~ in an effort to rid the planet of unnecessary paper waste. All WNBA box scores (PDFs) are located online and can be [downloaded here](#).

## Additional Notes

Notes you've seen plenty of times, are still important, but not enough to take up prime real estate in the front of the game notes.

### Individual Player Profiles

Each player on the roster has at least one page of info in this doc.

Included in these are ...

- Notes from the 2024 season
- Career highlights
- Streaks that paint a statistical picture of the player's most recent efforts.
- Single-season and career highs.
- Career Stats
- Links to a more robust bio online

Additional information is available on each player's online biography, linked from various spots in the notes, including the front page, but these should give you what you need to cover the game.

## Season Notes

This area is divided into 3 primary sections.

As the season progresses, the first notes will be super-specific to this year's team and players, and should tell the story of the season, essentially answering the question, "Why do the Aces have the record they have?"

## TABLE OF CONTENTS

1	Schedule/Results, Media Relations Contacts, Quick Hits
2	Welcome!
3	Aces Roster & Pronunciation Guide
4-5	.....Aces History vs Today's Opponent
6-20	.....Season Notes Notes
21-22	....Head Coach Becky Hammon
23-35	....Aces Player Bios
36	.....Aces Game-by-Game Team Statistics
37	.....Aces & Mercury Cumulative Statistics
OBC	....Media Cheat Sheet Roster

The second section contains interesting milestones or tidbits about this year's team or individuals.

The third section includes information from recent seasons that might (in theory) still have relevance to this year's team.

## Today's Opponent

These pages let you know how the Aces have performed historically against today's opponent.

## Frequently Asked Question

"I have found several typos in this document. Would you like to know about them?"

Yes, we would, but you should know that there are many people in the world who are not happy unless they find fault in the work of others. In an effort to boost their self-confidence, we have intentionally sprinkled several typos in this document to assist them, so we may already be aware of the typos of which you speak.

## Epilogue

If you have any additional questions, please don't hesitate to reach out to the Aces Media Relations duo listed on Page 1.

Thanks again for your interest in covering the Las Vegas Aces.

Your dedicated media relations team,

*Giggly and Caroline*

## LOCAL WATCH PARTIES

The Aces will feature on 21 local broadcasts this season--FOX5 KVVU will carry a five-game slate of Aces games, and SSSN will broadcast 21 games, including the five being carried by FOX5. SSSN is available over the air on digital channel 5.2, cable channel 125, YouTube TV and FubuTV.

May 21	Phoenix	7:00 pm PT	SSSEN
May 25	Indiana	6:00 pm PT	SSSEN
May 29	@ Minnesota	5:00 pm PT	FOX5/SSSEN
June 5	@ Dallas (CC)	5:00 pm PT	FOX5/SSSEN
June 9	@ Los Angeles (CC)	6:00 pm PT	SSSEN
June 11	Minnesota (CC)	7:00 pm PT	SSSEN
June 13	@ Phoenix (CC)	7:00 pm PT	SSSEN
June 19	Seattle	7:00 pm PT	SSSEN
June 27	@ Chicago	4:00 pm PT	SSSEN
June 29	@ Washington	11:00 am PT	SSSEN
July 4	Washington	7:00 pm PT	SSSEN
July 10	@ Seattle	12:00 pm PT	SSSEN
July 14	@ Washington	12:00 pm PT	SSSEN
July 16	Chicago	7:00 pm PT	SSSEN
Aug. 18	Los Angeles	3:00 pm PT	FOX5/SSSEN
Aug. 27	@ Dallas	5:00 pm PT	FOX5/SSSEN
Sept. 1	@ Phoenix	1:00 pm PT	SSSEN
Sept. 3	\$ Chicago	7:00 pm PT	SSSEN
Sept. 11	@ Indiana	4:00 pm PT	FOX5/SSSEN
Sept. 15	Connecticut	3:00 pm PT	SSSEN
Sept. 17	@ Seattle	7:00 pm PT	SSSEN
Sept. 19	Dallas	6:00 pm PT	SSSEN

\$ Played at T-Mobile Arena

## 2024 LAS VEGAS ACES • ALPHABETICAL ROSTER

NO	NAME	POS	HGT	WGT	DOB	YEAR	COLLEGE/COUNTRY	HOMETOWN
1	Kierstan Bell	F	6-1	176	03/16/2000	3rd	Florida Gulf Coast	Alliance, OH
7	Alysha Clark	F	5-11	167	07/07/1987	12th	Middle Tennessee	Mount Juliet, TN
51	Sydney Colson	G	5-8	140	08/06/1989	10th	Texas A&M	Houston, TX
12	Chelsea Gray	G	5-11	170	10/08/1992	10th	Duke	Manteca, CA
17	Megan Gustafson	C	6-4	195	12/13/1996	6th	Iowa	Port Wing, WI
15	Tiffany Hayes	G	5-10	155	08/20/1989	12th	Connecticut	Winter Haven, FL
20	Kate Martin	G	6-0	172	06/05/2000	R	Iowa	Edwardsville, IL
10	Kelsey Plum	G	5-8	145	08/24/1994	7th	Washington	San Diego, CA
41	Kiah Stokes	C	6-3	191	03/30/1993	9th	Connecticut	Cedar Rapids, IA
22	A'ja Wilson	C	6-4	195	08/08/1996	7th	South Carolina	Hopkins, SC
0	Jackie Young	G	6-0	165	09/16/1997	6th	Notre Dame	Princeton, IN

## 2024 LAS VEGAS ACES • NUMERICAL ROSTER

NO	NAME	POS	HGT	WGT	DOB	YEAR	COLLEGE/COUNTRY	HOMETOWN
0	Jackie Young	G	6-0	165	09/16/1997	6th	Notre Dame	Princeton, IN
1	Kierstan Bell	F	6-1	176	03/16/2000	3rd	Florida Gulf Coast	Alliance, OH
7	Alysha Clark	F	5-11	167	07/07/1987	12th	Middle Tennessee	Mount Juliet, TN
10	Kelsey Plum	G	5-8	145	08/24/1994	7th	Washington	San Diego, CA
12	Chelsea Gray	G	5-11	170	10/08/1992	10th	Duke	Manteca, CA
15	Tiffany Hayes	G	5-10	155	08/20/1989	12th	Connecticut	Winter Haven, FL
17	Megan Gustafson	C	6-4	195	12/13/1996	6th	Iowa	Port Wing, WI
20	Kate Martin	G	6-0	172	06/05/2000	R	Iowa	Edwardsville, IL
22	A'ja Wilson	C	6-4	195	08/08/1996	7th	South Carolina	Hopkins, SC
41	Kiah Stokes	C	6-3	191	03/30/1993	9th	Connecticut	Cedar Rapids, IA
51	Sydney Colson	G	5-8	140	08/06/1989	10th	Texas A&M	Houston, TX

Head Coach	Becky Hammon
First Assistant Coach	Natalie Nakase
Asst. Coach/Head of Player Development	Tyler Marsh
Assistant Coach	Charlene Thomas-Swinson
Medical Director	Laura Ramus
Director of Health and Performance	Ciara Burgi
Lead Rehabilitation Specialist	Jerrica Thomas
Performance Coach	Jeremiah Welch
Lead Athletic Trainer	Bryson Creer

### PRONUNCIATION GUIDE

1	Kierstan Bell	KEER-stin
7	Alysha Clark	uh-LEE-sha
17	Megan Gustafson	GUST-uff-sun
41	Kiah Stokes	KEE-uh
22	A'ja Wilson	A-zhuh (like the continent, Asia)

Ciara Burgi	c-AIR-uh BURR-ghee (like the Sierra mountains)
Natalie Nakase	nuh-KAH-say

## ACES VS WINGS ALL-TIME RESULTS



### Regular Season History

Overall 40-35  
Home 22-16  
Road 18-19  
Overtime 4-1

### Playoff History

Overall 3-3  
Home 2-2  
Road 1-1

### Combined History

Overall 43-38  
Home 24-18  
Road 19-20  
Overtime 4-1

### Streaks (incl playoffs)

Overall W 6  
Home W 10  
Road W 3  
Overtime L 1

Date	H/A	Opponent	W/L	LV	DAL
July 13, 1998		Detroit	L 1	67	74
July 17, 1998	@	Detroit	L 2	67	79
Aug. 10, 1998		Detroit	L 3	73	77
July 6, 1999		Detroit	W 1 (OT)	104	94
July 21, 1999	@	Detroit	L 1	77	86
July 7, 2000		Detroit	L 2	69	73
Aug. 7, 2001	@	Detroit	W 1	76	69
July 8, 2002		Detroit	W 2	94	76
July 23, 2002	@	Detroit	W 3	86	75
June 7, 2003		Detroit	L 1	55	74
July 1, 2003	@	Detroit	L 2	88	99
May 22, 2004		Detroit	L 3	60	73
July 18, 2004	@	Detroit	L 4	71	77
May 24, 2005	@	Detroit	L 5	65	74
Aug. 13, 2005		Detroit	L 6	59	60
June 27, 2006		Detroit	L 7	59	63
July 16, 2006	@	Detroit	L 8	67	77
July 1, 2007	@	Detroit	W 1	71	68
July 31, 2007		Detroit	L 1	79	84
July 1, 2008		Detroit	W 1 (OT)	79	72
July 27, 2008	@	Detroit	W 2	76	64
Oct. 1, 2008		Detroit \$	L 1	69	77
Oct. 3, 2008		Detroit \$	L 2	61	69
Oct. 5, 2008	@	Detroit \$	L 3	60	76
Aug. 23, 2009	@	Detroit	L 4	84	99
Aug. 29, 2009		Detroit	W 1 (OT)	100	88
May 20, 2010	@	Tulsa	W 2	83	74
June 11, 2010		Tulsa	W 3	87	75
July 16, 2010		Tulsa	L 1	70	75
July 30, 2010	@	Tulsa	W 1	101	85
Aug. 13, 2010		Tulsa	W 2	94	74
June 4, 2011		Tulsa	W 3	93	73
June 10, 2011	@	Tulsa	W 4	93	62
Aug. 6, 2011		Tulsa	W 5	72	64
Sept. 11, 2011	@	Tulsa	W 6 (OT)	102	94
May 19, 2012	@	Tulsa	W 7	88	79
Aug. 17, 2012	@	Tulsa	W 8	89	79
Aug. 25, 2012		Tulsa	W 9	91	71
Sept. 12, 2012	@	Tulsa	W 10	78	67
Sept. 16, 2012		Tulsa	L 1	70	80
Aug. 4, 2013		Tulsa	W 1	69	65
Aug. 23, 2013	@	Tulsa	L 1	67	73
Aug. 30, 2013	@	Tulsa	W 1	74	65
Sept. 8, 2013		Tulsa	L 1	65	98

Date	H/A	Opponent	W/L	LV	DAL
May 17, 2014		Tulsa	W 1	80	76
May 28, 2014		Tulsa	W 2	82	79
July 17, 2014	@	Tulsa	L 1	90	95
July 22, 2014		Tulsa	W 1	95	93
Aug. 8, 2014	@	Tulsa	L 1	62	79
June 14, 2015		Tulsa	L 2	62	73
June 16, 2015	@	Tulsa	L 3	61	88
July 17, 2015		Tulsa	W 1	65	58
Sept. 8, 2015	@	Tulsa	L 1	64	74
May 21, 2016	@	Dallas	L 2	77	82
June 23, 2016	@	Dallas	L 3 (OT)	90	97
Sept. 9, 2016		Dallas	L 4	84	92
May 25, 2017		Dallas	L 5	82	94
June 21, 2017	@	Dallas	L 6	78	81
June 23, 2017		Dallas	L 7	69	81
June 15, 2018	@	Dallas	L 8	67	77
June 27, 2018		Dallas	L 9	91	97
Aug. 17, 2018	@	Dallas	L 10	102	107
June 22, 2019		Dallas	W 1	86	68
July 30, 2019		Dallas	W 2	86	54
Aug. 3, 2019	@	Dallas	W 3	75	70
Aug. 2, 2020		Dallas	W 4	79	70
Aug. 25, 2020	@	Dallas	W 5	96	92
June 13, 2021		Dallas	W 6	85	78
July 11, 2021	@	Dallas	W 7	95	79
Sept. 13, 2021		Dallas	W 8	85	75
June 5, 2022		Dallas	W 9	84	78
June 15, 2022	@	Dallas	W 10	92	84
Aug. 4, 2022	@	Dallas	L 1	80	82
July 5, 2023		Dallas	W 1	89	82
July 7, 2023	@	Dallas	L 1	78	80
July 30, 2023		Dallas	W 1	104	91
Aug. 8, 2023	@	Dallas	W 2	104	84
Sept. 24, 2023		Dallas ^	W 3	97	83
Sept. 26, 2023		Dallas ^	W 4	91	84
Sept. 29, 2023	@	Dallas ^	W 5	64	61
June 5, 2024	@	Dallas	W 6	95	81
July 7, 2024		Dallas			
Aug. 27, 2024	@	Dallas			
Sept. 19, 2024		Dallas			

^—WNBA Semifinals

\$—WNBA Finals

## ACES VS. WINGS (2024)

PLAYER	GP-GS	MIN	3-POINT			--- REBOUNDS ---			AST	PF-DQ	STL	TO	BLK	PTS/AVG			
			FGM-FGA	FG%	FTM-FTA	FT%	OFF	DEF							TOT/AVG		
Wilson, A	1-1	33:33	15 - 22	68.2	1-1	100	5 - 6	83.3	5	7	12/12.0	2	1-0	6	3	1	36/36.0
Plum, K	1-1	36:52	6 - 14	42.9	2-6	33.3	6 - 6	100	0	3	3/3.0	3	3-0	0	2	0	20/20.0
Young, J	1-1	35:28	6 - 14	42.9	2-8	25.0	5 - 6	83.3	0	6	6/6.0	7	2-0	0	1	0	19/19.0
Hayes, T	1-0	20:32	4 - 7	57.1	1-3	33.3	2 - 2	100	3	3	6/6.0	4	2-0	1	1	0	11/11.0
Clark, A	1-1	29:33	3 - 6	50.0	3-5	60.0	0 - 0	0.0	0	1	1/1.0	1	3-0	1	2	1	9/9.0
Stokes, K	1-1	22:33	0 - 1	0.0	0-1	0.0	0 - 0	0.0	0	5	5/5.0	2	3-0	0	3	3	0/0.0
Martin, K	1-0	13:51	0 - 3	0.0	0-2	0.0	0 - 0	0.0	0	0	0/0.0	1	2-0	2	0	0	0/0.0
Gustafson, M	1-0	06:23	0 - 3	0.0	0-2	0.0	0 - 0	0.0	0	0	0/0.0	0	2-0	0	0	0	0/0.0
Colson, S	1-0	00:38	0 - 0	0.0	0-0	0.0	0 - 0	0.0	0	0	0/0.0	0	0-0	0	0	0	0/0.0
Cannon, E	1-0	00:38	0 - 0	0.0	0-0	0.0	0 - 0	0.0	0	0	0/0.0	0	0-0	0	0	0	0/0.0
ACES	1	200	34 - 70	48.6	9-28	32.1	18 - 20	90.0	8	25	40/40	20	18-0	10	14	5	95/95.0
WINGS	1	200	28 - 74	37.8	5-25	20.0	20 - 22	90.9	14	26	46/46	18	20-0	5	14	4	81/81.0

## WINGS VS. ACES (2024)

PLAYER	GP-GS	MIN	FGM-FGA	FG%	3-POINT		FTM-FTA	FT%	--- REBOUNDS ---			AST	PF-DQ	STL	TO	BLK	PTS/AVG
					FGM-FGA	FG%			OFF	DEF	TOT/AVG						
Ogunbowale, A	1-1	37:16	9 - 23	39.1	3-9	33.3	10 - 10	100	1	3	4/4.0	7	5-0	4	6	0	31/31.0
Siegrist, M	1-1	37:11	5 - 12	41.7	1-4	25.0	3 - 4	75.0	3	2	5/5.0	2	2-0	0	2	1	14/14.0
McCowan, T	1-1	27:30	4 - 7	57.1	1-1	100	5 - 6	83.3	5	10	15/15.0	3	0-0	0	1	2	14/14.0
Billings, M	1-1	33:11	6 - 13	46.2	0-1	0.0	0 - 0	0.0	1	5	6/6.0	0	3-0	0	2	1	12/12.0
Uzun, S	1-1	26:24	1 - 8	12.5	0-5	0.0	2 - 2	100	1	1	2/2.0	4	2-0	1	1	0	4/4.0
Soares, S	1-0	13:37	2 - 4	50.0	0-2	0.0	0 - 0	0.0	1	3	4/4.0	1	3-0	0	0	0	4/4.0
Brown, K	1-0	14:26	1 - 2	50.0	0-0	0.0	0 - 0	0.0	2	2	4/4.0	0	3-0	0	1	0	2/2.0
Sheldon, J	1-0	08:44	0 - 5	0.0	0-3	0.0	0 - 0	0.0	0	0	0/0.0	1	2-0	0	0	0	0/0.0
Lopez Sénéchal, L	1-0	01:41	0 - 0	0.0	0-0	0.0	0 - 0	0.0	0	0	0/0.0	0	0-0	0	0	0	0/0.0
WINGS	1	200	28 - 74	37.8	5-25	20.0	20 - 22	90.9	14	26	46/46	18	20-0	5	14	4	81/81
ACES	1	200	34 - 70	48.6	9-28	32.1	18 - 20	90.0	8	25	40/40	20	18-0	10	14	5	95/95

## ACES 95, WINGS 81 (JUNE 5, 2024)

Wednesday, June 5, 2024 College Park Center, Arlington, TX  
Officials: #42 Roy Gulbeyan, #9 Tim Greene, #44 Sarah Williams

## FINAL BOX

Game Duration: 2:01  
Attendance: 6251 (Sellout)

**VISITOR: Las Vegas Aces (5-2)**

	POS	MIN	FG	FGA	3P	3PA	FT	FTA	OR	DR	TOT	A	P	ST	TO	BS	+/-	PTS
7 Alysha Clark	F	29:34	3	6	3	5	0	0	0	1	1	1	3	1	2	1	7	9
22 A'ja Wilson	F	33:34	15	22	1	1	5	6	5	7	12	2	1	6	3	1	14	36
41 Kiah Stokes	C	22:32	0	1	0	1	0	0	0	5	5	2	3	0	3	3	28	0
0 Jackie Young	G	35:27	6	14	2	8	5	6	0	6	6	7	2	0	1	0	8	19
10 Kelsey Plum	G	36:53	6	14	2	6	6	6	0	3	3	3	3	0	2	0	14	20
15 Tiffany Hayes		20:33	4	7	1	3	2	2	3	3	6	4	2	1	1	0	4	11
20 Kate Martin		13:51	0	3	0	2	0	0	0	0	0	1	2	2	0	0	4	0
17 Megan Gustafson		06:22	0	3	0	2	0	0	0	0	0	0	2	0	0	0	-5	0
32 Emma Cannon		00:37	0	0	0	0	0	0	0	0	0	0	0	0	0	0	-2	0
51 Sydney Colson		00:37	0	0	0	0	0	0	0	0	0	0	0	0	0	0	-2	0
		200:00	34	70	9	28	18	20	8	25	33	20	10	10	12	5	14	95
			48.6%		32.1%		90%			TM	REB: 7				TOT TO: 14	(16 PTS)		

**HOME: DALLAS WINGS (3-5)**

	POS	MIN	FG	FGA	3P	3PA	FT	FTA	OR	DR	TOT	A	P	ST	TO	BS	+/-	PTS
20 Maddy Siegrist	F	37:11	5	12	1	4	3	4	3	2	5	2	2	0	2	1	-19	14
25 Monique Billings	F	33:12	6	13	0	1	0	0	1	5	6	2	0	0	2	1	-11	12
15 Teaira McCowan	C	27:30	4	7	1	1	5	6	5	10	15	3	0	0	1	2	-9	14
24 Arike Ogunbowale	G	37:15	9	23	3	9	10	10	1	3	4	7	5	4	6	0	-7	31
1 Sevgi Uzun	G	26:25	1	8	0	5	2	2	1	1	2	4	2	1	1	0	-10	4
4 Jacy Sheldon		08:43	0	5	0	3	0	0	0	0	0	1	2	0	0	0	-7	0
21 Kalani Brown		14:26	1	2	0	0	0	0	2	2	4	0	3	0	1	0	-6	2
10 Stephanie Soares		13:38	2	4	0	2	0	0	1	3	4	1	3	0	0	0	-2	4
8 Lou Lopez Senechal		01:40	0	0	0	0	0	0	0	0	0	0	0	0	0	0	-1	0
		200:00	28	74	5	25	20	22	14	26	40	18	20	5	13	4	-14	81
			37.8%		20%		90.9%				TM REB: 6						TOT TO: 14 (18 PTS)	

SCORE BY PERIOD	1	2	3	4	FINAL
-----------------	---	---	---	---	-------

Aces	29	18	28	20	95
WINGS	16	26	19	20	81

Inactive: Aces - Bell (Injury/Illness - Lower Right Leg), Gray (Injury/Illness - Lower Left Leg)  
Inactive: Wings - Brown (Injury/Illness - Illness), Howard (Injury/Illness - Foot), Sabally (Injury/Illness - Shoulder)  
Points in the Paint: Aces 44 (22/34), WINGS 34 (17/36) Biggest Lead: Aces 20, WINGS 0  
2nd Chance Points: Aces 11 (4/9), WINGS 26 (8/13) Lead Changes: 0  
Fast Break Points: Aces 9 (3/6), WINGS 11 (5/8) Times Tied: 1

Technical fouls - Individual  
Aces (1): Hammon 7:37 3rd  
WINGS (0): NONE

Technical fouls - Non-Unsportsmanlike  
Aces (1): Team 2:44 3rd (Delay)  
WINGS (0): NONE





TWO-TIME WORLD CHAMPION LAS VEGAS ACES GAME NOTES (STATS & RANKINGS THROUGH 7/6/2024)

FEELING RANK (2024, TOP 30)

	PPG	RPG	APG	SPG	BPG	MPG	FG%	3P%	FT%
Alysha Clark	---	---	---	---	---	---	---	9th	---
Kate Martin	---	---	---	---	---	---	---	15th	---
Kelsey Plum	7th	---	10th	---	---	2nd	---	19th	19th
Kiah Stokes	---	15th	---	---	9th	---	---	---	---
A'ja Wilson	1st	2nd	29th	5th	1st	10th	7th	---	12th
Jackie Young	10th	30th	6th	---	---	12th	28th	30th	14th
Aces Team	1st	4th	4th	11th	3rd	6th	1st	3rd	1st

A-27

A'ja Wilson not only leads the WNBA in scoring average, she is threatening to break the WNBA record for scoring average in a season.

Player	Year	Team	PPG
1. A'ja Wilson	2024	Las Vegas	26.9
2. Diana Taurasi	2006	Phoenix	25.3
3. Jewell Loyd	2023	Seattle	24.7

M'ST 400K

A'ja Wilson, who has blocked 394 shots in her career, is on the cusp of becoming the 8th player in WNBA history with 4,000 points and 400 blocked shots. Wilson, who will be 27 years and 334 days on July 7, her 209th WNBA game, would be the second-youngest to accomplish the feat and could tie Lauren Jackson as the quickest to join the 4,000/400.

Player	4K Points/400 Blocks Milestone Game
1. Lauren Jackson	209
2. Candace Parker	229
3. Lisa Leslie	230

Player	Age at 4,000 Points/400 Blocks
1. Lauren Jackson	26 years, 77 days
2. Candace Parker	30 years, 150 days
3. Brittney Griner	30 years, 228 days

M'ST 4K

A'ja Wilson scored her 4,000th career point in her 198th career game on June 9 against Los Angeles. Only three players in league history have scored 4,000 points in fewer than 200 games. Wilson, who was 27 years and 306 days old on June 9, also became the fourth-youngest to hit the 4K mark.

Player	4K Points Milestone Game
1. Breanna Stewart	196
2. Diana Taurasi	197
3. A'ja Wilson	198
4. Elena Delle Donne	199

Player	Age at 4,000th Point
1. Lauren Jackson	26 years, 77 days
2. Diana Taurasi	27 years, 86 days
3. Tina Charles	27 years, 273 days
4. A'ja Wilson	27 years, 306 days
5. Maya Moore	28 years, 25 days

THEY'RE EIGHTEEN AND WE LIKE IT

A season after being among the first four teammates to average 15 or more points per game in the same season, Kelsey Plum (18.9 ppg), A'ja Wilson (26.9) and Jackie Young (18.7) are looking to become the first three teammates to each average more than 18 points per game in the same year.

CALCIUM EFFICIENT

A'ja Wilson had her record for consecutive games scoring 20 or more points snapped at 20 when Washington held her to 11 points on June 29.

WNBA Record 20-Point Game Streaks

Rk	Player	Games	Streak Start	End
1.	A'ja Wilson	20	Aug. 28, 2023	June 27, 2024
2.	Diana Taurasi	13	July 22, 2006	May 19, 2007
3.	Breanna Stewart	12	June 29, 2017	Aug. 5, 2017
	Arike Ogunbowale	12	Sept. 10, 2023	June 13, 2024

CAROM CHALLENGE

A'ja Wilson is neck-and-neck with Dearica Hamby in threatening to set a new standard for the league's record for defensive rebounds per game, averaging 8.895 per contest.

Player	Year	Team	DRPG	DRebs	Gms
1. A'ja Wilson	2024	Las Vegas	8.895	169	19
2. Dearica Hamby	2024	Los Angeles	8.85	177	20
2. Jonquel Jones	2021	Connecticut	8.741	236	27
4. Breanna Stewart	2021	Seattle	8.321	233	28
5. Sylvia Fowles	2018	Minnesota	8.294	282	34

WHAT A DIFFERENCE A GRAY MAKES

Chelsea Gray missed the first 12 games of the season, during which time the Aces posted a 6-6 record. Since her return, the Aces are 6-1.

	W	L	FG%	3P%	REB	AST	OER	DER	OPP	3PM
W/ Gray	6	1	.503	.367	36.7	22.9	111.1	97.4	7.3	
W/out	6	6	.428	.291	34.7	19.7	105.4	104.2	9.8	

MOVIN' ON UP

The Aces finished among the top 3 teams in the league for shooting percentage over the past 4 seasons, including an all-time league third-best 48.6% last season.

However, the Aces struggled to find the bottom of the net to start the season, making just 41.8% of their attempts and ranking 7th in the league over their first 9 games. Over their past 10 games, the Aces have made 48.6% of their shots from the field, and now rank tied for 1st in the W in that category at 45.5%.

Field Goal Percentage

	2018	2019	2020	2021	2022	2023	2024
Las Vegas	.442	.427	.476	.472	.460	.486	.455
Rank	8th	5th	3rd	1st	3rd	1st	1st



## GONE STREAKING ...

**Kierstan Bell**—Injured after the first game of the season (lower right leg), and did not play for 16 straight games before logging 7:25 vs. Washington on July 4, scoring 5 points ... Did not play July 5 at LA.

**Alysha Clark**—Had her streak of making at least 1 3-pointer in 13 straight games (25 for 50, .500) snapped when she went 0 for 2 at Chicago on June 27 (Is 0 for 6 from 3-point range since the streak ended) ... Has scored 13 points over her last 5 games after scoring 34 points over her previous 3 games (11.3 ppg) ... Is 3 for 11 from the field over her last 5 games after making 17 of her previous 26 shots from the field (.654) ... Is 7 for 8 from the free throw line over her last 4 games after going 2 for 2 over her previous 9 games ... Her 6 assists at LA on July 5 were her most since the 2020 season.

**Sydney Colson**—Missed her first 4 3-pointers of the season, but is 6 for 10 since ... Played nearly 41 minutes and scored 20 points over 3 games from June 11-15, but has scored just 3 points in nearly 17 minutes in 5 games since.

**Chelsea Gray**—Missed the first 12 games of the season due to injury (lower left leg) ... Saw her first action of the year vs. Seattle on June 19, and recorded 7 assists in 15:30 ... Scored 22 points and made 8 of 9 shots in D.C. on June 29, but has scored 15 points since then on 4 for 21 shooting ... Has not taken more than 9 shots from the field in a game this year after averaging 11.5 per game in 2023.

**Megan Gustafson**—Averaging 5.5 points on 5 of 6 shooting from the field over her last 2 games after scoring 5 points on 2 of 5 shooting over her previous 7 games ... Went 4 for 4 from the free throw line over the first 2 games of the season, but is 2 for 3 since ... Played a season-high 16:48 vs. Washington on July 4 after playing just over 14 minutes over her previous 3 games.

**Tiffany Hayes**—Had her streak of recording at least 1 steal in 7 straight games snapped vs. Connecticut on June 21, and has not recorded a steal in her 5 games since ... Has made 16 of her last 31 shots from the field over 6 games after making 12 of her previous 35 shots over a 5-game stretch Played at least 16 minutes in each game this year until playing 9:30 in LA on July 5.

**Kate Martin**—Went 2 for 3 from the field at LA on July 5 after making 6 of her previous 20 field goal attempts over 9 games ... Played at least 13 minutes in each of her first 9 games, but has reached that figure 2 times in her last 9 games—vs. Washington on July 4 and at LA on July 5 ... Her 3 rebounds and 2 assists at LA on July 5 were her most in a game since June 9 at LA (4 and 3) ... Scored 6 points at LA on July 5 after scoring 8 over her previous 6 games.

**Kelsey Plum**—Had her streak of 19 straight regular season games scoring in double figures ended at Washington on June 29 when she scored 2 points, but bounced back with a 34-point performance vs. Indiana on July 2, 28 points vs. D.C. on July 4 and 21 points at LA on July 5 ... Had her streak of making at least 2 3-pointers in 17 straight regular season games snapped at D.C. on June 29. That streak is tied for the 2nd longest in league history ... Has made 16 of her last 27 3-pointers over 3 games, after going 0 for 4 at Washington on June 29 ... Has made at least 4 3-pointers in each of her last 3 games, 2 off the league record of 5 straight games held by Diana Taurasi (2007) and Epiphanny Prince (2012) ... Is 27 for 46 from the field over her last 3 after making 1 of 8 shots the game prior.

**Kiah Stokes**—Has made 10 of her last 18 shots from the field over 7 games after making 1 of her previous 19 ... Is averaging 7.8 rebounds per game over her last 8 games after averaging 5.5 over her first 11 games ... Has grabbed 10 or more rebounds in 3 of her last 8 games after not doing so in each of the first 11 games of the season ... After starting the year by making 4 of her first 5 3-pointers, has missed 17 of her last 18 attempts.

**A'ja Wilson**—Has scored in double figures in 32 straight regular season games which is the 2nd-longest active streak in the WNBA ... Went 4 for 15 from the field in D.C. on June 29, but is 34 for 57 over her last 3 games ... Has blocked at least 1 shot in 9 straight games which is the 3rd longest active streak in the league (Alanna Smith, Minnesota, 15 games) ... Has blocked at least 3 shots in 3 straight games, which is the longest active streak in the league. Lisa Leslie holds the WNBA record at 9 straight ... Had her WNBA-record streak of scoring at least 20 points in 20 straight regular season games snapped at Washington on June 29 when she scored 11 points ... Scored at least 28 points in a WNBA-record 8 straight regular season games from May 25-June 13 (30.3 ppg).

**Jackie Young**—Has made 34 of her last 68 shots from the field over 5 games (.500) after going 29 for 84 (.345) over her previous 6 games ... Has made 12 of her last 28 shots from beyond the arc (.429) over her last 5 games after making 14 of 49 (.286) over her previous 7 games ... Recorded 9 steals in the first 4 games of the season, but has recorded 6 over the past 15 games.

**Aces**—Held their last 7 opponents to 83, 74, 83, 77, 69, 77 and 84 points during regulation after allowing 4 straight opponents to score 90 or more ...

## GOOD GAWD!

When Chelsea Gray checked into the June 19 game against Seattle it was her first game played since October 15, 2023, when she injured her left foot in Game 3 of the 2023 WNBA Finals.

She handed out her first assist of the 2024 season 20 seconds later on an Alysha Clark triple for her 1,500th career assist. She now ranks 9th on the WNBA's career assist chart.

Gray also became the 7th player in WNBA history with at least 3,500 points and 1,500 assists, and was the third-fastest to accomplish the feat, doing so in 299 games (Sue Bird, 279; Lindsay Whalen, 294).

## MINUTE BY MINUTE

Since the franchise moved to Las Vegas, only one Aces player has logged an average of more than 33 minutes per game (Jackie Young, 33:13 mpg, 2022), although it used to happen with some degree of regularity.

In 2024, however, three Aces are logging at least 33 minutes a game: Kelsey Plum (35:35), whose average ranks second in the W, A'ja Wilson (33:52) and Jackie Young (33:34).

## ALL SHE DOES IS WIN, WIN, WIN

When Jackie Young turned 25 on September 16, 2022, she had 87 regular season wins to her credit—one off the record for most wins prior to turning 25, held by Lynx legend Maya Moore (88).

Mwadi Mabika held the league mark for wins through her 26th birthday until Jackie Young, at 25 years, 329 days, passed Mabika on Aug. 11, 2023, and now owns the record outright with 121.

Looking ahead to Young's 27th birthday this year, Moore owns the No. 1 slot for wins before turning 27 with 137, and Young will need 5 more victories prior to September 16, 2024, to claim that record outright.

Player	Wins Before 27th Birthday
1. Maya Moore	137
2. Mwadi Mabika	135
3. Jackie Young	133



## TWO-TIME WORLD CHAMPION LAS VEGAS ACES GAME NOTES (STATS & RANKINGS THROUGH 7/6/2024)

### AND THE AWARD GOES TO ...

#### Western Conference Player of the Month

June	A'ja Wilson (*10)	27.2 ppg	10.3 rpg	2.0 bpg
May	A'ja Wilson (9)	26.5 ppg	12.5 rpg	2.8 bpg

#### Western Conference Player of the Week

June 25	A'ja Wilson (18)	26.5 ppg	12.5 rpg	2.0 bpg
June 4	A'ja Wilson (17)	28.5 ppg	12.0 rpg	4.0 bpg

\*WNBA Western Conference Record

### RECORD WATCH

A'ja Wilson continues to close in on the franchise record for most points in a career. At her current pace, she will pass Sophia Young-Malcolm in the next one or two games.

Rk	Player	Franchise Points	Franchise Seasons
1.	Sophia Young-Malcolm	4,300	9
2.	A'ja Wilson	4,273	6+
3.	Becky Hammon	3,474	7+

### RAREFIED AIR

A'ja Wilson has recorded 74 games of 20+ points and 10+ rebounds (regular season and playoffs combined), which is the 5th most in WNBA history.

Player	20P/10R Dub-Dubs	Career Games	% of Games
1. Tina Charles	101	431	23.4
2. Candace Parker	83	476	17.4
3. Sylvia Fowles	82	449	18.3
4. Lisa Leslie	77	415	18.6
5. A'ja Wilson	74	245	30.2

### XXX

A'ja Wilson has scored 30 or more points in 7 games this season, and 19 times in her career. The WNBA record for most 30 point games in a season is 12 by Jewell Loyd in 2023 and Maya Moore in 2014. Wilson is ranked 11th for the most 30+ point games in WNBA history.

### DOUBLE THE FUN

A'ja Wilson has tallied 86 double-doubles in her 6+ years in the league, which is tied for the 7th-most all-time in WNBA history.

Player	Dub-Dubs
1. Sylvia Fowles	193
2. Tina Charles	181
3. Lisa Leslie	157
4. Candace Parker	154
5. Nneka Ogumike	105
6. Tamika Catchings	96
7. Jonquel Jones	86
A'ja Wilson	86

### ALL ABOUT THAT PACE

The Aces have played at one of the fastest paces in the league since moving to Las Vegas as measured by possessions per 40 minutes.

	2018	2019	2020	2021	2022	2023	2024
Pos/40	82.4	82.3	82.6	82.5	82.2	82.2	81.8
Rank	1st	2nd	1st	1st	1st	2nd	1st

### LOOK AT ALL THE PEOPLE HERE TONIGHT

Over the past two seasons, the Aces have been rewriting their home attendance record books, and **made WNBA history by becoming the first team in the league to sell out 100% of their home games in a season.**

- On July 2, 2024, there were **20,366 in attendance at T-Mobile Arena**, which is the fifth-most attended game in WNBA regular season history and the most since 1999.
- The **franchise-high 20,366 fans at T-Mobile Arena** against Indiana on July 2 eclipsed the previous regular season record of 17,406, set on Sept. 10, 2023, when the Aces played host to the Mercury.
- Nine of the 10 Las Vegas home games played in Michelob ULTRA Arena in 2024 list as the top 9 attendance marks ever for the Aces at MUA.
- After seeing attendance averages hit no higher than 5,606 over their first four seasons in Las Vegas, the Aces upped their average to 9,551 fans per game in 2023, and are on pace to surpass that number in 2024 with **an average of 11,287 over their first 11 games.**
- The Aces sold out of their season-ticket memberships in early March and had 7 full sellouts by the third week in April, breaking the Las Vegas record of 6 regular season sellouts set in 2023.
- The attendance mark of **10,424** against New York on June 15 is the largest crowd ever for an Aces game at Michelob ULTRA Arena.
- The Las Vegas Aces have welcomed 10,000 or more fans at 23 home games since arriving in the Valley in 2018—3 of which came in 2022, 9 were in 2023 and 11 (and counting) in 2024.
- On Sept. 13, 2023, the Aces rewrote their playoff attendance record since arriving in Las Vegas with 12,927 fans at T-Mobile Arena for their first game of the First Round against the Sky. The franchise high for a playoff game is 16,012, set Oct. 3, 2008, when the San Antonio Stars hosted the Detroit Shock in the Finals.
- On Oct 8, 2023, against New York, the Aces welcomed the most fans ever to attend a playoff game in Michelob ULTRA Arena (10,300).
- The Aces ranked 1st in the W in attendance in 2023 with the help of 6 sold out games. The Aces also sold out 2 playoff games last season.

### Top 10 Attended Games Since Moving to Las Vegas

Date	Opponent	Attendance
1. July 2, 2024	Indiana#	20,366
2. Sept. 10, 2023	Phoenix#	17,406
3. Sept. 13, 2023	Chicago*#	12,927
4. June 15, 2024	New York	10,424
5. May 14, 2024	Phoenix	10,419
6. May 25, 2024	Indiana	10,399
7. June 21, 2024	Connecticut	10,385
8. June 7, 2024	Seattle	10,380
June 19, 2024	Seattle	10,380
10. July 4, 2024	Washington	10,376

\* Playoff Game # Played in T-Mobile Arena





### SILENT BUT DEADLY ASSASSIN

Jackie Young may be quiet off the court, but she is a deadly assassin on it. She connected on a league second-best 44.9% of her 3-pointers in 2023, and now ranks No. 2 in league history for highest 3-point percentage in a season when attempting at least 150 from distance. The record is 45.28 percent set by Maya Moore in 2013.

#### WNBA All-Time Single-Season 3-Point % (Minimum 150 Attempts)

Player	Year	Team	3PM	3PA	3P%
Maya Moore	2013	Minnesota	72	159	45.28
Jackie Young	2023	Las Vegas	89	198	44.95
Sabrina Ionescu	2023	New York	128	286	44.76
Sue Bird	2016	Seattle	72	162	44.44
Allie Quigley	2019	Chicago	80	181	44.20

### SILENT(ER) AND DEADLIER

Since the start of the 2022 season, Jackie Young ranks 1st, Kelsey Plum 4th and Chelsea Gray 6th in 3-point field goal percentage among players with a minimum of 100 made 3-pointers.

Player	3PM	3PA	3P%
1. Jackie Young	178	427	41.69
2. Kelsey Mitchell	227	565	40.18
3. Marine Johannes	111	278	39.93
4. Kelsey Plum	269	676	39.79
5. Allisha Gray	144	370	38.92
6. Chelsea Gray	103	269	38.29

### 20/20/20 VISION

On May 21 and 25, A'ja Wilson, Jackie Young and Kelsey Plum became the third trio in WNBA history to each score 20 or more points in back-to-back games.

Previously, Chelsea Gray, Plum and Wilson each scored 20+ on July 25 and 30, 2023; and the Mercury's DeWanna Bonner, Brittney Griner and Diana Taurasi were the first trio to do so on Aug. 12 and 17, 2018.

Date	OPP	Wilson	Young	Plum
May 21	Phoenix	21 points	23 points	27 points
May 25	Fever	29 points	22 points	20 points

### BLOCK PARTY

A'ja Wilson, who ranks 14th on the league's all-time career blocked shots list and 4th among active players, has blocked more shots than anyone else since entering the league in 2018.

#### Top 3 WNBA Shot Blockers Since 2018

Name	Blocks Since 2018
1. A'ja Wilson	394
2. Brittney Griner	293
3. Elizabeth Williams	279

### YAWN, JUST ANOTHER 20/10

Wilson started the season by recording five-straight 20-point, 10-rebound games, which broke the WNBA record of four-straight 20/10 games, previously held by Sylvia Fowles (twice), Tina Charles and Glory Johnson.

#### 5-Straight 20/20 Games

Player	Dates	Averages
A'ja Wilson	May 14-29, 2024	26.2 ppg, 13.2 rpg

#### 4-Straight 20/20 Games

Tina Charles	June 19-26, 2021	29.0 ppg, 12.8 rpg
Glory Johnson	Aug. 6-19, 2017	22.8 ppg, 13.3 rpg
Sylvia Fowles	Sept. 11, 2011-May 30-2012	24.3 ppg, 11.8 rpg
Sylvia Fowles	Aug. 12-23, 2011	25.3 ppg, 13.3 rpg

### 30 FOR 30

On June 13 against Phoenix, A'ja Wilson (32 points) and Jackie Young (34) became the second set of teammates who have each scored 32 or more points in a regulation game—and the only duo who picked up a win while doing so. Odyssey Sims (39) and Skylar Diggins-Smith (34) did so in a Tulsa 95-93 loss to San Antonio on on July 22, 2014.

### RECORD-SETTING NIGHT

Las Vegas established a new franchise record for points in a quarter with 42 in the second period against Phoenix on June 13 with the help of a WNBA single-quarter record 10 made 3-pointers. They also broke the league mark for most made 3s in a quarter without a miss (10 of 10).

### CENTURY MARK

The Aces scored 100 or more points in 7 games in 2021 and 2022, and upped that to a WNBA record-setting 11 times in 2023. The WNBA record for most times reaching the century mark in a season was previously 10, set by the 2010 Phoenix Mercury.

This season it took the Aces, who lead the W in scoring at 88.6 ppg, until their 11th game before scoring in triple digits, and they haven't scored in triple digits since then.

### TRIPLE A

A'ja Wilson established the fanchise record for scoring average in a season as a rookie and now, after resetting the record in 2023, owns 4 of the top 5 season scoring averages in franchise history. She also is the only player in franchise history to average 20+ points in a season on more than one occasion, and is on pace to do so again in 2024.

Player	Year	PPG
1. A'ja Wilson	2024	26.9
2. A'ja Wilson	2023	22.8
3. A'ja Wilson	2018	20.7
4. A'ja Wilson	2020	20.5
5. Kelsey Plum	2022	20.2
6. A'ja Wilson	2022	19.5

### ONE GOOD TURNOVER DESERVES ANOTHER

The Aces took care of the basketball better than anybody in the WNBA in each of the past 3 seasons, and they are leading in that category once again this season.

#### Aces Turnovers Per Game

	2020	2021	2022	2023	2024
Las Vegas	12.5	11.8	11.7	11.8	12.3
Rank	2nd	1st	1st	1st	1st

The Aces also ranked first 3 times since 2020 in fewest points allowed off their own miscues.

#### Opponents Points Off Turnovers

	2020	2021	2022	2023	2024
Las Vegas	11.8	13.3	13.0	12.8	13.9
Rank	1st	2nd	1st	1st	1st



TWO-TIME WORLD CHAMPION LAS VEGAS ACES GAME NOTES (STATS & RANKINGS THROUGH 7/6/2024)

THAT'S OFFENSIVE

The Aces have had one of the best offenses in the W since making the move to Vegas. In 2020 they ranked 2nd in the WNBA in OER, and in each of the past 3 seasons they finished 1st, including posting a league-record 113.0 OER in 2023.

Year	OER	Rank
2018	102.0	6th
2019	99.1	5th
2020	107.3	2nd
2021	107.1	1st
2022	109.6	1st
2023	113.0	1st
2024	107.5	2nd

STARTER KIT

The Aces starters set a WNBA record in 2022 by scoring more points than any starting five in league history, recalibrated the record in 2023 and are currently ranked 1st league in 2024 at 74.6.

Team	Year	PPG
1. Las Vegas	2023	79.4
2. Las Vegas	2022	77.5
3. Phoenix	2007	75.1

LOW ON RESERVES??

Las Vegas' bench averaged a league-record 35.0 points per game in 2020. Only 7 other teams in WNBA history averaged more than 30 points per game from their reserves.

Two years later, in the Aces' first championship season, the bench averaged a league-low 12.9 points. En route to their second championship the 2024 reserves averaged 13.5 points a game, again the fewest in the league.

The Aces bench in 2024 is scoring 13.9 points a game, which is the 4th-lowest in the league.

ALL RIGHT NOW

A'ja Wilson has made a living at the free throw line, leading the league in attempts in each of her first 3 seasons in the league, while finishing 2nd in 2021 and 2023 and 3rd in 2022. Wilson is ranked 1st in the league again this year.

	2018	2019	2020	2021	2022	2023	2024
FTA/G	7.5	5.5	6.8	6.2	5.2	7.2	7.4
	1st	1st	1st	2nd	3rd	2nd	1st

Since the start of the 2018 season, Wilson has attempted more than 300 more free throws than her nearest competitor.

Player	FTAs Since 2018
A'ja Wilson	1350
Breanna Stewart	988
DeWanna Bonner	930

NOTHIN' BUT NET

The 2023 Aces posted the 3rd-best field goal percentage in WNBA history, and the 2nd-best 2-point field goal percentage.

In 2024, however, they are shooting 45.5% from the field (1st in the league) and 52.2% of their 2-point attempts.

Team	Year	FG%
1. Chicago	2020	49.1
2. Los Angeles	2016	48.7
3. Las Vegas	2023	48.6

Team	Year	2pt FG%
1. Chicago	2020	55.7
2. Las Vegas	2023	55.0
3. Chicago	2022	54.5

BOARD ALLERGIES

Offensive Rebound Percentages had been declining for years as teams relied more and more on the 3-pointer as a weapon.

From 1997-2003, no team grabbed fewer than 30 percent of available offensive rebounds.

Last season, 9 teams finished below 30 percent, and the 2023 Aces and Mystics now list among the all-time "low 5" in that category. The current low mark this season is held by the Aces at 23.1, which would be the lowest in history, should it hold through the remainder of the season.

Team	Year	OR%
Las Vegas	2024	23.1
Los Angeles	2021	23.3
Seattle	2015	23.5
Las Vegas	2023	23.7
Washington	2023	24.0
New York	2021	24.1
Las Vegas	2022	24.5

ALL SHE DOES IS WIN

While it's still early in her WNBA coaching career, not only did Becky Hammon lead the Aces to the their first championship during her inaugural season at the helm and follow that up with back-to-back titles in 2023, but she also boasts the highest winning percentage of any coach in WNBA history for those who have coached at least 50 games.

Highest Winning %, minimum 50 games coached

Coach	W	L	PCT
Becky Hammon	72	23	.758
Van Chancellor	211	111	.655
Carol Ross	58	32	.644
Cheryl Reeve	315	176	.642
Joe Bryant	40	24	.625

PARIS BOUND (USA VERSION)

On June 11, 2024. USA Basketball named Chelsea Gray, Kelsey Plum, A'ja Wilson and Jackie Young to the Olympic Team which will represent the US in the Paris Olympics. Gray and Wilson previously earned Olympic gold in Tokyo playing the traditional five-on-five version of the game, while Plum and Young were part of the team that claimed the first Olympic 3x3 gold medal ever awarded.



## PARIS BOUND (AZERBAIJAN VERSION)

Tiffany Hayes became a naturalized Azerbaijani citizen in 2015 in order to play 3x3 hoops for the small nation at the 2015 European Games. Fast forward to 2024. Hayes recently led Azerbaijan to a berth into the 3x3 Olympic tournament, claiming gold at the first 2024 FIBA 3x3 Universality Tournament held April 12-14 in Hong Kong. Hayes was named MVP after averaging a team-high 6.5 ppg (5th best in the tournament).

## R-E, R-E-B, R-E-B-O-U-N-D, RE-BOUND

Since 2019, the Aces recorded 4 of the 5 highest defensive rebounds per game averages in WNBA history. The 2024 Aces have moved into the top 5, currently listing 4th with 29.26 defensive boards a game.

Year	Team	DRPG
1. 2021	Las Vegas	31.281
2. 2019	Las Vegas	29.618
3. 2020	Las Vegas	29.273
4. 2024	Las Vegas	29.263
5. 2023	New York	29.200
6. 2023	Las Vegas	28.675

Further, the Aces hold the top 2 marks for most defensive rebounds in a regulation game in WNBA history, with 44 at Seattle on May 20, 2023, and 43 at Los Angeles on July 1, 2022. Phoenix had 47 defensive boards against San Antonio on June 7, 2014, but in a double overtime contest.

## ANSWERED THE CALL

The 2023 Aces won a WNBA-record 14 games by 20 or more points and broke several other league records in the process.

Record	2023 Aces	Previous Record Holder
Wins by 10+ Points	26	22 (Houston, 2000)
Wins by 15+ Points	20	16 (Washington, 2019)
Wins by 20+ Points	14	13 (Washington, 2019)
Offensive Efficiency Rating	113.0	112.9 (Washington, 2019)
100-Point Games	11	10 (Phoenix, 2010)

## QUAD LIFT

A'ja Wilson (22.8), Kelsey Plum (18.7), Jackie Young (17.6) and Chelsea Gray (15.3) finished last year as the first four teammates in WNBA history to average 15 or more points per game in the same season.

## SHOOTING OFF FIREWORKS

The Aces led the W in 2023 with 92.8 ppg, 4.8 bpg, 48.6% shooting from the field, 54.9% from 2-point, 84% from the line, a +12.6 scoring differential, a WNBA-record for offensive efficiency rating at 113.0, 97.7 defensive efficiency rating, 15.3 net rating and 1.85 assist-to-turnover ratio, and a league-low 11.8 turnovers a game. They missed out on leading in all 4 shooting percentage categories after dropping to 37.2% from 3-point range, just behind NY's 37.4%.

## WNBA 1K

On Sept. 26, 2023, against Dallas in the WNBA Semifinals, A'ja Wilson became the first player in league history to score 1,000 points in a single year when combining regular season and postseason points.

Player	Year	Team(s)	Points
1. A'ja Wilson	2023	Las Vegas	1126
2. Breanna Stewart	2023	New York	1103
3. Arike Ogunbowale	2023	Dallas	947
4. Breanna Stewart	2018	Seattle	939
Jewell Loyd	2023	Seattle	939

## DOUBLE SAWBUCKS

Keeping with the theme of combining regular season and playoff games, A'ja Wilson last season produced more 20+ point games in a single year than any WNBA player in history.

Player	Year	Team(s)	20+ Pt Games
1. A'ja Wilson	2023	Las Vegas	34
2. Breanna Stewart	2023	New York	31
Breanna Stewart	2018	Seattle	29
4. Diana Taurasi	2009	Phoenix	28
5. Cynthia Cooper-Dyke	1998	Houston	27
Angel McCoughtry	2010	Atlanta	27
Maya Moore	2015	Minnesota	27

## PERFECT 10S

Against the Mystics on Aug. 11, 2023, Chelsea Gray and Kelsey Plum became just the second set of teammates in WNBA history to hand out 10 or more assists in the same game, and the first to do so in regulation time. The first set of teammates was ... well, dang ... Gray again, only this time with Odyssey Sims in 2017 in a double-overtime game with the Los Angeles Sparks.

Player (assists)	Player (assists)	Team-Opp	Date
Chelsea Gray (10)	Kelsey Plum (10)	LVA-WAS	9/11/23
Chelsea Gray (10)	Odyssey Sims (10)	LAS-CHI	8/18/17 (2 OT)

## TOP OF THE PECKING OERDER

Up until 2023, just 7 teams in WNBA history have boasted both the best offense and defense in the same season as measured by Offensive (OER) and Defensive Efficiency Ratings (DER)—points scored and allowed per 100 possessions—and 6 of them had won the title (\*). The Aces became the 8th to end the season ranking first for both OER and DER, and the 7th among that list to claim the W crown.

No team is leading both categories in 2024.

Team	Year	OER	DER
Houston *	1998	104.1	86.7
Houston *	1999	104.4	91.4
Houston *	2000	109.1	90.8
Phoenix *	2014	106.4	94.1
Minnesota	2016	107.4	96.6
Minnesota *	2017	108.5	94.4
Seattle *	2020	108.3	93.3
Las Vegas*	2023	113.0	97.7

## A'JA THE LOVE BUG

A'ja Wilson poured in a WNBA record-tying 53 points in the Aces 112-100 victory over Atlanta on Aug. 22, 2023. The 53-point outburst also set a new franchise scoring standard—just 11 days after tying the previous franchise-high of 40 points set initially by Kelsey Plum on July 9.

## TIPPING BACK 40S

In scoring 40 points against the Lynx on July 9, 2023, Kelsey Plum not only made 77.8% (14-18 FGs) of her attempts, she set the record for the highest single-game shooting percentage when scoring 40 or more points. The previous standard of 77.3% was set by Liz Cabbage when she set the WNBA single-game scoring mark of 53 points.

## Top 5 WNBA All-Time Single-Game Field Goal Pct, 40+ Points

Player	FGs	FG%	PTS	Date	OPP
Kelsey Plum	14-18	77.8	40	7/9/23	Lynx
Liz Cabbage	17-22	77.3	53	7/17/18	Liberty
Breanna Stewart	15-21	71.4	45	5/21/23	Fever





## HEAD COACH BECKY HAMMON



Las Vegas Aces President Nikki Fargas announced on December 31, 2021, that the team hired San Antonio Spurs assistant and 6-time WNBA All-Star Becky Hammon as the team's head coach.

Hammon rewarded the Aces less than nine months later with the franchise's first WNBA Championship.

She repeated that feat in her second season, helping the Aces become the first team to claim back-to-back WNBA titles in more than 20 years.

In her first two years with the Aces, Las Vegas tallied a 60-16 (.789) mark

in the regular season, 16-3 (.842) in playoff games and also captured the 2022 Commissioner's Cup crown.

The seeds for Hammon's hiring were originally sewn when the Aces retired her jersey on September 13, 2021. That ceremony served as the culmination of the franchise's 25th anniversary alumni initiative, which saw the Aces embrace their Utah and San Antonio roots, and celebrate the players who helped build the franchise and the league from the ground up. Las Vegas owner Mark Davis spent time with Hammon and her family that week, and walked away understandably impressed.

Hammon played 16 seasons in the WNBA, including her final eight in San Antonio, where she led the franchise to its first finals appearance in 2008.

On August 5, 2014, Spurs head coach Gregg Popovich hired Hammon as a full-time assistant making her the first woman in NBA history to hold that position.

Since that time, Hammon continued to accumulate coaching 'firsts' in the NBA. On July 3, 2015, she became the first woman to serve as head coach in the NBA's Summer League where she led the Spurs to the league title.

Less than a year later, Hammon became the first woman to be part of an All-Star coaching staff, and on December 30, 2020, following Popovich's ejection in San Antonio's game against Los Angeles, Hammon took over on the bench, becoming the first woman acting head coach in the history of the NBA.

A member of the league's 15th, 20th and 25th anniversary teams, Hammon went undrafted in 1999 following her All-American career at Colorado State. She signed with New York as a free agent that same year, helping the team to WNBA Finals appearances in three of her first four years in the Big Apple.

The Rapid City, South Dakota native earned her first All-Star nod in 2003, and represented New York on the Eastern Conference squad in 2005 and 2006 as well.

Following the 2006 season, New York traded Hammon to San Antonio. In her first year in silver and black, she posted what were then career highs in scoring (18.8 ppg), and assists (5.0) while earning another trip to the WNBA All-Star Game. As a team, the Silver Stars made their first appearance in the postseason since 2002, falling to Phoenix in the Western Conference Finals.

In 2008, Hammon led San Antonio to its first trip to the WNBA Finals where they fell to Detroit. The Silver Stars made the playoffs in each of her seven full seasons with the team, and Hammon once again was named to the All-Star team in 2009 and 2011.

She retired as the franchise leader in assists per game (5.1) and scoring average (15.6), and the WNBA leader in career free throw percentage (89.7).

Hammon, who was inducted into the Naismith Memorial Hall of Fame on Aug. 12, 2023, was inducted into the Women's Basketball Hall of Fame in 2022, the Colorado Sports Hall of Fame in 2015 and the San Antonio Sports Hall of Fame in 2018.



## HEAD COACH BECKY HAMMON



<b>Colorado State (1995-99)</b>		New York Liberty	1999-2006
All-American	1997, 1998, 1999	San Antonio Stars	2007-14
NCAA Sweet Sixteen	1999		
NCAA Second Round	1996, 1998	All-Star	2003, 2005-07, 2009, 2011
WAC Mountain Division Player of the Year	1997-98, 1998-99	All-WNBA First Team	2007, 2009
WAC Pacific Division Player of the Year	1996-97	All-WNBA Second Team	2005, 2008
WAC Tournament MVP	1996	WNBA Assists Leader	2007
WAC Freshman of the Year	1995-96	WNBA 15th Anniversary Team	2011
WAC All-Time Leading Scorer	2,740 points, 1995-99	WNBA 20th Anniversary Team	2016
WAC Single-Season Scoring Leader	824 points, 1998-99	WNBA 25th Anniversary Team	2021
WAC Single-Season Made 3-Pointers Leader	114, 1998-99	WNBA Finals	1999, 2000, 2002, 2008
No. 25 Retired by Colorado State	January 22, 2005		
<b>Coaching Career (2014-present)</b>		No. 25 Retired by San Antonio	June 25, 2016
San Antonio Spurs Assistant (NBA)	2014-22	No. 25 Retired by Las Vegas	September 13, 2021
Las Vegas Aces (WNBA)	2022-present		
		<b>Halls of Fame</b>	
WNBA Champion	2022	Naismith Memorial Basketball Hall of Fame	2023
Coach of the Year	2022	San Antonio Sports Hall of Fame	2018
Coach of the Month	June 2023, May 2022	Colorado Sports Hall of Fame	2015
Commissioner's Cup Champion	2022		
<b>WNBA (1999-2014)</b>			

### WNBA HEAD COACH RECORD

TEAM	YEAR	REG SEASON W-L	PCT	WNBA FINISH	PLAYOFFS W-L	PCT	NOTES
Las Vegas Aces	2022	26-10	.722	1st	8-2	.800	WNBA Champion, Commissioner's Cup Champion, regular season No. 1
Las Vegas Aces	2023	34- 6	.850	1st	8-1	.875	WNBA Champion, regular season No. 1
Las Vegas Aces	2024	12-7	.632				
<b>Totals</b>	<b>2+ Years</b>	<b>72-23</b>	<b>.758</b>	<b>---</b>	<b>16-3</b>	<b>.842</b>	<b>2 WNBA championships, 1 Commissioner's Cup championship</b>

### NBA ASSISTANT COACH RECORD

TEAM	YEAR	REG SEASON W-L	PCT	WNBA CON FIN	PLAYOFFS POST W-L	PCT	NOTES
San Antonio Spurs	2014-15	55-27	.671	6th	3-4	.429	Western Conference First Round
San Antonio Spurs	2015-16	67-15	.817	2nd	6-4	.600	Western Conference Semifinals
San Antonio Spurs	2016-17	61-21	.744	2nd	8-8	.500	Western Conference Finals
San Antonio Spurs	2017-18	47-35	.573	7th	1-4	.250	Western Conference First Round
San Antonio Spurs	2018-19	48-34	.585	7th	3-4	.429	Western Conference First Round
San Antonio Spurs	2019-20	32-39	.451	11th	-	-	-
San Antonio Spurs	2020-21	33-39	.458	10th	-	-	-
San Antonio Spurs	2021-22	34-48	.415	10th	-	-	-
<b>Totals</b>	<b>8 Years</b>	<b>377-258</b>	<b>.594</b>		<b>21-24</b>	<b>.467</b>	

### WNBA STATISTICS

YEAR	TM	G	GS	MP	FG	FGA	FG%	3P	3PA	3P%	2P	2PA	2P%	eFG%	FT	FTA	FT%	OR	DR	REB	RPG	A	S	B	TO	PF	PTS	PPG
1999	NYL	30	0	202	27	64	.422	11	38	.289	16	26	.615	.508	15	17	.882	2	17	19	0.6	17	6	0	24	27	80	2.7
2000	NYL	32	16	835	119	252	.472	52	141	.369	67	111	.604	.575	61	69	.884	19	45	64	2.0	58	29	1	62	55	351	11.0
2001	NYL	32	0	619	90	197	.457	42	111	.378	48	86	.558	.563	40	51	.784	10	42	52	1.6	51	27	1	48	46	262	8.2
2002	NYL	32	1	659	87	197	.442	44	114	.386	43	83	.518	.553	38	56	.679	18	50	68	2.1	54	25	0	55	49	256	8.0
2003	NYL	11	2	257	50	87	.575	23	49	.469	27	38	.711	.707	39	41	.951	1	20	21	1.9	18	10	1	27	13	162	14.7
2004	NYL	34	34	1130	153	354	.432	57	170	.335	96	184	.522	.513	97	116	.836	17	101	118	3.5	150	58	2	118	73	460	13.5
2005	NYL	34	34	1165	145	336	.432	65	178	.365	80	158	.506	.528	118	131	.901	20	94	114	3.4	146	60	2	107	77	473	13.9
2006	NYL	22	20	674	107	252	.425	37	108	.343	70	144	.486	.498	72	75	.960	6	60	66	3.0	81	29	3	65	46	323	14.7
2007	SAS	28	27	934	179	402	.445	74	183	.404	105	219	.479	.537	95	102	.931	8	69	77	2.8	140	23	5	114	51	527	18.8
2008	SAS	33	33	1101	171	438	.390	77	220	.350	94	218	.431	.478	163	174	.937	13	78	91	2.8	161	43	7	104	60	582	17.6
2009	SAS	31	31	1049	200	447	.447	76	206	.369	124	241	.515	.532	128	142	.901	25	78	103	3.3	156	49	12	111	54	604	19.5
2010	SAS	32	32	1075	159	360	.442	69	177	.390	90	183	.492	.538	97	101	.960	16	77	93	2.9	172	36	8	108	61	484	15.1
2011	SAS	33	33	1050	176	400	.440	75	193	.389	101	207	.488	.534	99	111	.892	5	91	96	2.9	192	49	7	119	51	526	15.9
2012	SAS	33	33	998	160	363	.441	80	184	.435	80	179	.447	.551	85	97	.876	9	74	83	2.5	176	31	6	106	37	485	14.7
2013	SAS	1	1	12	1	3	.333	0	1	.000	1	2	.500	.333	0	0		0	1	1	1.0	1	0	0	3	0	2	2.0
2014	SAS	32	32	784	91	218	.417	47	118	.398	44	100	.440	.525	35	35	1.000	3	42	45	1.4	135	13	4	53	37	264	8.3
<b>Career</b>		<b>450</b>	<b>329</b>	<b>12544</b>	<b>1915</b>	<b>4370</b>	<b>.438</b>	<b>829</b>	<b>2191</b>	<b>.378</b>	<b>1086</b>	<b>2179</b>	<b>.498</b>	<b>.533</b>	<b>1182</b>	<b>1318</b>	<b>.897</b>	<b>172</b>	<b>939</b>	<b>1111</b>	<b>2.5</b>	<b>1708</b>	<b>488</b>	<b>59</b>	<b>1224</b>	<b>737</b>	<b>5841</b>	<b>13.0</b>



# KIERSTAN BELL • No. 1

Guard • 6-1 • Florida Gulf Coast '22 • 3rd Year



## WNBA CAREER HIGHLIGHTS

- 2022 & 2023 WNBA Champion.

## 2023 (LAS VEGAS)

- Won WNBA Championship.
- Scored in double figures 3 times, including a career-high 15 points on Aug. 1.
- Saw action in 8 playoff contests and scored a high of 4 points vs. Dallas on Sept. 29.

## 2022 (LAS VEGAS)

- Won WNBA Championship
- In the playoffs, scored a career playoff-high 11 vs. Phoenix on Aug. 20.

## COLLEGIATE HIGHLIGHTS (FLORIDA GULF COAST/OHIO STATE)

- Named ASUN Player of the Year as a sophomore.
- First player in program history to record a 20-20 game (24 points, 20 rebounds) in FGCU debut vs Davidson on Nov. 30, 2020.
- 2021, 2022 All-American honorable mention.
- 2-time Becky Hammon Mid-Major Player of the Year.
- Transferred to Florida Gulf Coast after playing as a freshman for Ohio State, where she listed as an All-Big Ten honorable mention and named to the Big Ten All-Freshmen Team.

## GO TO KIERSTAN BELL'S COMPLETE BIO ONLINE

- [Online bio](#) includes items such as expanded WNBA statistics, more notes, college and international statistics, and more!

## RECORD WITHOUT

Year	Games Missed	Record With	Record Without
2022	15	18-3	8-7
2023	4	31-5	3-1
2024	17	2-0	10-7
<b>Totals</b>	<b>36</b>	<b>51-8</b>	<b>21-15</b>

## 2024 REGULAR SEASON HIGHS

PTS	2	Washington	July 4
REBS	1	2x, Last vs Washington	July 4
ASTS	0		
STLS	0		
BLKS	0		
MINS	7:25	Washington	July 4

## CAREER REGULAR SEASON HIGHS

PTS	15	Atlanta	Aug. 1, 2023
REBS	5	@ Connecticut	June 8, 2023
ASTS	2	2x, Last @ Phoenix	Sept. 8, 2023
STLS	2	2x, Last vs. New York	Aug. 17, 2023
BLKS	2	Los Angeles	May 27, 2023
MINS	19:24	@ Dallas	Aug. 8, 2023

## WNBA RANKINGS

	PPG	RPG	APG	SPG	BPG	MPG	FG%	3G%	FT%
2022	---	---	---	---	---	---	---	---	---
2023	---	---	---	---	---	---	---	---	---
2024	---	---	---	---	---	---	---	---	---

## SEASON HIGHS

	PTS	REBS	ASTS	STLS	BLKS	MIN	FGM	FGA	3PM	3PA	FTM	FTA
2022	12	5	2	1	1	15:48	4	6	2	4	2	2
2023	15	5	2	2	2	19:24	5	9	3	6	2	2
2024	2	1	0	0	0	7:25	0	0	0	0	0	0

## MILESTONES REACHED

Mark	Opponent	Date	Game #
1st Point	Phoenix	5/21/2022	5

## UPCOMING MILESTONES

Mark	Category	Current	Needs
200	Points	164	36
100	Rebounds	77	23
100	Assists	25	75

## 10+ REBOUNDS & ASSISTS GAMES

	REB	ASTS	DUB-DUBS
YEAR	10+	10+	PT/REB
2022	0	0	0
2023	0	0	0
2024	0	0	0
<b>Totals</b>	<b>0</b>	<b>0</b>	<b>0</b>

## 10+ POINT GAMES

	SCORING	20+
YEAR	10+	
2022	1	0
2023	3	0
2024	0	0
<b>Totals</b>	<b>4</b>	<b>0</b>

## CAREER REGULAR SEASON STATISTICS

YEAR	TM	G	GS	MP	FG	FGA	FG%	3P	3PA	3P%	2P	2PA	2P%	eFG%	FT	FTA	FT%	OR	DR	REB	RPG	A	S	B	TO	PF	PTS	PPG
2022	LVA	21	1	121	10	33	.303	3	22	.136	7	11	.636	.348	4	4	1.000	4	15	19	0.9	7	2	3	5	10	27	1.3
2023	LVA	36	0	424	53	153	.346	20	82	.244	33	71	.465	.412	6	10	.600	14	42	56	1.6	18	15	5	14	47	132	3.7
2024	LVA	2	0	15	2	4	.500	1	1	1.000	1	3	.333	.625	0	0	---	0	2	2	1.0	0	0	0	0	2	5	2.5
<b>Career</b>		<b>59</b>	<b>1</b>	<b>560</b>	<b>65</b>	<b>190</b>	<b>.342</b>	<b>24</b>	<b>105</b>	<b>.229</b>	<b>41</b>	<b>85</b>	<b>.482</b>	<b>.405</b>	<b>10</b>	<b>14</b>	<b>.714</b>	<b>18</b>	<b>59</b>	<b>77</b>	<b>1.3</b>	<b>25</b>	<b>17</b>	<b>8</b>	<b>19</b>	<b>59</b>	<b>164</b>	<b>2.8</b>

*“Our lives begin to end the day we become silent about things that matter.”*

*~ Dr. Martin Luther King, Jr.*

# ALYSHA CLARK • NO. 7

Forward • 5-11 • Middle Tennessee '10 • 10th Year



## WNBA CAREER HIGHLIGHTS

- 2023 WNBA Sixth Player of the Year
- 2018, 2020 & 2023 WNBA Champion
- 2020 WNBA All-Defensive First Team
- 2019 WNBA All-Defensive Second Team
- 2019, 2020 led WNBA in 3-point field goal percentage.
- Enters the 2024 WNBA season ranked third in league history in two-point field goal percentage (.577). Sylvia Fowles ranks first at .599.
- Enters the 2024 WNBA season ranked second in league history in effective field goal percentage.

## 2023 (LAS VEGAS)

- Won her 3rd WNBA Championship.
- Named the WNBA and Associated Press Sixth Woman of the Year.
- Started Game 4 of the Finals and was instrumental in holding Breanna Stewart to 10 points on 3 of 17 from the field.
- Against Chicago in the First Round, scored 13 points on Sept. 13 in Game 1 and 14 points on Sept. 17 in Game 2.
- Scored a season-high 16 points on Sept. 2 vs. Seattle on 4 of 9 from the field, 4 of 6 from 3-point and 4 of 4 from the line.
- Scored in double figures 13 times in 48 games, including 3 in the playoffs and 10 in the regular season.

## 2022 (WASHINGTON)

- Finished 1st in the WNBA in 2-point field goal percentage (.629).
- Scored in double-figures on 9 occasions, including a season-high 20 points at Las Vegas on June 25.

## SEASON HIGHS

	PTS	REBS	ASTS	STLS	BLKS	MIN	FGM	FGA	3PM	3PA	FTM	FTA
2012	9	8	1	1	1	26:00	4	7	2	3	3	4
2013	11	6	2	2	1	25:00	4	9	3	5	3	5
2014	8	6	2	2	4	27:00	4	8	2	4	4	4
2015	14	9	3	3	1	32:47	5	9	3	5	4	5
2016	23	8	7	3	1	35:22	7	13	3	7	7	8
2017	22	10	5	2	1	36:19	9	13	3	5	4	4
2018	17	8	4	5	1	38:17	6	9	3	6	8	8
2019	21	10	6	3	4	35:59	7	14	4	7	5	6
2020	16	8	6	4	2	36:31	7	12	4	6	4	5
2021	DNP -- Injured											
2022	20	9	5	4	1	40:50	8	11	4	7	4	4
2023	16	8	4	2	1	35:08	4	9	4	7	4	4
2024	13	8	6	4	1	35:26	5	9	3	6	2	2

## 2021 (WASHINGTON)

- Sat out the 2021 WNBA season due to a Lisfranc injury of her right foot suffered while playing in France.

## 2020 (SEATTLE)

- Won her 2nd WNBA Championship.
- Led the WNBA in Offensive Efficiency Rating (132.6), which, heading into the 2024 season, was the 3rd-highest in league history per Basketball Reference.
- Led WNBA in 3-point field goal percentage with what was, at the time, the 5th highest percentage in league history.

## 2019 (SEATTLE)

- Led WNBA in 3-point field goal percentage.
- Finished 8th in the WNBA in true shooting percentage (.602) and 4th in effective field goal percentage (.589).

## 2018 (SEATTLE)

- Won her 1st WNBA Championship.
- Scored in double figures on 9 occasions, including a season-high 17 at Los Angeles on June 7.

## 2017 (SEATTLE)

- Finished 3rd in the WNBA in 2-point field goal percentage (.622), 10th in field goal percentage, and 8th in effective field goal percentage (.579).
- Scored in double figures on 12 occasions, including 2 games of 20 or more and a season-high 22 vs. Indiana on May 28

## 2016 (SEATTLE)

- Finished 9th in the WNBA in 3-point field goal percentage, 10th in 2-point field goal percentage, 10th in true shooting percentage (.609) and 9th in effective field goal percentage (.567).
- Scored in double-figures on 14 occasions, including 2 games of 20 or more points, and a career-high 23 points on 7-of-7 shooting from the field vs. New York on June 5.

## 2015 (SEATTLE)

- Led the WNBA in 2-point field goal percentage (.689), true shooting percentage (.646) and effective field goal percentage (.620), and finished 5th in field goal percentage.
- Scored in double figures on 9 occasions, including a season-high 14 vs. Atlanta on July 18.

## 2014 (SEATTLE)

- Picked up the first start of her WNBA career on May 23 vs. Connecticut.

## 2013 (SEATTLE)

- Scored in double figures on 2 occasions, including a season-high 11 points vs. Tulsa on September 14.

## 2012 (SEATTLE)

- Saw her first action in the W on June 1 vs. Tulsa.

## COLLEGIATE HIGHLIGHTS

- Earned multiple All-America honors as a senior.
- Two-time Sun Belt Player of the Year (2009, 2010).
- Two-time Sun Belt Tournament Most Outstanding Player (2009, 2010).
- Two-time leading scorer in the nation (2008-09, 2009-10)

## GO TO ALYSHA CLARK'S COMPLETE BIO ONLINE

- Online bio includes items such as expanded WNBA statistics, more notes, college and international statistics, and more!

## RECORD WITHOUT

Year	Games Missed	Record With	Record Without
2012	11	12-11	4- 7
2013	1	16-17	1- 0
2014	0	12-22	0- 0
2015	1	10-23	0- 1
2016	1	16-17	0- 1
2017	1	14-19	1- 0
2018	4	23- 7	3- 1
2019	3	17-14	1- 2
2020	0	18- 4	0- 0
2021	32	0- 0	12-20
2022	7	18-11	4- 3
2023	1	33- 6	1- 0
2024	0	12-7	0-0
<b>Totals</b>	<b>62</b>	<b>201-158</b>	<b>27-35</b>

ALYSHA CLARK • NO. 7

WNBA RANKINGS										2024 REGULAR SEASON HIGHS					
	PPG	RPG	APG	SPG	BPG	MPG	FG%	3G%	FT%	PTS	13	2x,	Last vs.	New York	June 15
2012	---	---	---	---	---	---	---	---	---	REBS	8	@	Atlanta		May 29
2013	---	---	---	---	---	---	---	---	---	ASTS	6	@	Los Angeles		July 5
2014	---	---	---	---	---	---	---	---	---	STLS	4		Indiana		May 25
2015	---	---	---	---	---	---	5th	---	---	BLKS	1	3x,	Last vs Indiana		July 2
2016	---	---	---	---	---	---	16th	9th	---	MINS	35:26	@	Atlanta		May 29
2017	---	---	---	---	---	---	7th	---	---	CAREER REGULAR SEASON HIGHS					
2018	---	---	---	---	---	---	---	---	---						
2019	---	---	---	---	---	---	18th	1st	---						
2020	---	---	---	13th	---	23rd	4th	1st	---	PTS	23		New York		June 5, 2016
2021	DNP -- Injured									REBS	10		2x, last vs LA		June 21, 2019
2022	---	---	---	---	---	---	---	---	---	ASTS	7	@	Atlanta		Sept. 4, 2016
2023	---	---	---	---	---	---	---	---	---	STLS	5	@	Los Angeles		June 7, 2018
2024	---	---	---	---	---	---	---	17th	---	BLKS	4		2x, last @ Chicago		June 9, 2019
	---	---	---	---	---	---	---	9th	---	MINS	41	@	Las Vegas		June 25, 2022

MILESTONES REACHED				UPCOMING MILESTONES			
Mark	Opponent	Date	Game #	Mark	Category	Current	Needs
1st Point	Tulsa	June 1, 2012	1	300	Steals	273	27
1,000th Point	@ Dallas	July 1, 2017	171				
2,000th Point	@ Seattle	June 23, 2022	286				
2,500th Point	@ Washington	June 29, 2024	357				
1,000th Rebound	@ Connecticut	July 3, 2022	289				
500th Assist	Indiana	May 25, 2024	345				

10+ REBOUNDS & ASSISTS GAMES					10+ POINT GAMES		
YEAR	REB 10+	ASTS 10+	DOUBLE-DOUBLES PT/REB	PT/AST	SCORING YEAR	10+	20+
2012	0	0	0	0	2012	0	0
2013	0	0	0	0	2013	2	0
2014	0	0	0	0	2014	0	0
2015	0	0	0	0	2015	9	0
2016	0	0	0	0	2016	14	2
2017	1	0	0	0	2017	12	2
2018	0	0	0	0	2018	9	0
2019	1	0	0	0	2019	16	1
2020	0	0	0	0	2020	13	0
2021	DNP -- Injured				2021	DNP -- Injured	
2022	0	0	0	0	2022	9	1
2023	0	0	0	0	2023	10	0
2024	0	0	0	0	2024	4	0
Totals	2	0	0	0	Totals	98	6

CAREER REGULAR SEASON STATISTICS																												
YEAR	TM	G	GS	MP	FG	FGA	FG%	3P	3PA	3P%	2P	2PA	2P%	eFG%	FT	FTA	FT%	OR	DR	REB	RPG	A	S	B	TO	PF	PTS	PPG
2012	SEA	23	0	238	29	53	.547	9	20	.450	20	33	.606	.632	12	17	.706	13	34	47	2.0	7	5	1	19	27	79	3.4
2013	SEA	33	0	505	48	106	.453	16	41	.390	32	65	.492	.528	19	25	.760	32	50	82	2.5	12	14	5	35	50	131	4.0
2014	SEA	34	22	561	56	125	.448	14	57	.246	42	68	.618	.504	16	23	.696	26	47	73	2.1	20	16	10	24	64	142	4.2
2015	SEA	33	31	763	86	158	.544	24	68	.353	62	90	.689	.620	31	40	.775	13	108	121	3.7	39	23	6	36	79	227	6.9
2016	SEA	33	32	911	105	217	.484	36	93	.387	69	124	.556	.567	50	59	.847	40	81	121	3.7	64	24	2	44	87	296	9.0
2017	SEA	33	33	934	106	202	.525	22	67	.328	84	135	.622	.579	38	51	.745	33	105	138	4.2	54	24	4	33	80	272	8.2
2018	SEA	31	30	813	83	173	.480	29	74	.392	54	99	.545	.564	33	39	.846	31	77	108	3.5	58	31	4	36	70	228	7.4
2019	SEA	31	30	881	114	237	.481	51	106	.481	63	131	.481	.589	18	22	.818	37	108	145	4.7	79	33	17	48	60	297	9.6
2021	SEA	DNP--Injured																										
2020	SEA	22	22	633	82	147	.558	35	67	.522	47	80	.588	.677	20	25	.800	19	74	93	4.2	59	33	11	19	38	219	10.0
2022	WAS	29	29	766	91	196	.464	30	99	.303	61	97	.629	.541	21	23	.913	23	108	131	4.5	59	27	8	38	55	233	8.0
2023	LVA	39	1	876	91	205	.444	51	132	.386	40	73	.548	.568	27	33	.818	21	112	133	3.4	42	24	6	28	85	260	6.7
2024	LVA	19	12	501	44	87	.506	25	60	.417	19	27	.704	.649	15	17	.882	12	64	76	4.0	36	19	2	38	59	128	6.7
Career		360	242	8382	935	1906	.491	342	884	.387	593	1022	.580	.580	300	374	.802	300	968	1268	3.5	529	273	76	398	754	2512	7.0



## SYDNEY COLSON • No. 51

Guard • 5-8 • Texas A&M '11 • 10th Year

### WNBA CAREER HIGHLIGHTS

- 2022 & 2023 WNBA Champion

### 2023 (LAS VEGAS)

- Won her 2nd WNBA Championship.
- Posted the highest effective field goal percentage of her career (.556).
- Scored a season-high 6 points on Aug. 28

### 2022 (LAS VEGAS)

- Won her 1st WNBA Championship.
- Her 5 assists at Phoenix on May 6 were her most since she dished out 6 vs. Atlanta on Aug. 16, 2020.

### 2019 (LAS VEGAS)

- Forced the pass in the 2nd round of the WNBA Playoffs which led to the 'Hamby Heave' and a trip to the WNBA Semifinals for the Aces.

### COLLEGIATE HIGHLIGHTS

- Finished her career ranked 5th all-time at A&M in assists and 4th in steals .
- Posted 3-straight 100-assist seasons.
- Led Aggies to the 2011 NCAA National Championship, and was named All-Big 12 honorable mention as a senior.

### PERSONAL

- Majored in sociology at Texas A&M.
- Would like to pursue a television career as a sports commentator after WNBA career.
- Takes acting classes, and has spent time as a stand up comic (watch her recent set from Brad Garrett's Comedy Club at MGM Grand)

### GO TO SYDNEY COLSON'S COMPLETE BIO ONLINE

- Online bio includes items such as expanded WNBA statistics, more notes, college and international statistics, and more!

### RECORD WITHOUT

Year	Games Record		
	Missed	With	Without
2011	18	10- 6	9- 9
2015	0	8-26	0- 0
2016	0	7-27	0- 0
2017	6	7-21	1- 5
2018	32	0- 2	18-14
2019	1	20-13	1- 0
2020	5	8- 9	4- 1
2022	18	15- 2	11-7
2023	12	24- 4	10-2
2024	3	10- 6	2- 1
Totals	95	109-116	56-39



SYDNEY COLSON • No. 51

WNBA RANKINGS										2024 REGULAR SEASON HIGHS			
	PPG	RPG	APG	SPG	BPG	MPG	FG%	3G%	FT%	PTS			
2011	---	---	---	---	---	---	---	---	---	PTS	8	@ Phoenix	June 13
2015	---	---	15th	---	---	---	---	---	---	REBS	2	@ Phoenix	June 13
2016	---	---	---	23rd	---	---	---	---	---	ASTS	3	@ Phoenix	June 13
2017	---	---	---	---	---	---	---	---	---	STLS	1	4x, Last vs. Washington	July 4
2018	---	---	---	---	---	---	---	---	---	BLKS	0		
2019	---	---	---	---	---	---	---	---	---	MINS	17:32	@ Phoenix	June 13
2020	---	---	---	---	---	---	---	---	---	CAREER REGULAR SEASON HIGHS			
2022	---	---	---	---	---	---	---	---	---	PTS	17	@ Washington	July 13, 2019
2023	---	---	---	---	---	---	---	---	---	REBS	4	5x Last vs. Phoenix	Sept. 10, 2023
2024	---	---	---	---	---	---	---	---	---	ASTS	8	@ Phoenix	June 30, 2015
										STLS	4	3x Last @ Washington	July 13, 2019
										BLKS	2	3x Last @ New York	July 7, 2019
										MINS	30	@ Tulsa	Sept. 8, 2015

SEASON HIGHS													
	PTS	REBS	ASTS	STLS	BLKS	MIN	FGM	FGA	3PM	3PA	FTM	FTA	
2011	6	1	2	2	1	16:00	2	3	2	3	5	6	
2015	9	4	8	4	2	30:06	4	9	1	3	4	6	
2016	12	4	6	4	1	24:47	5	9	2	4	6	6	
2017	11	3	7	2	1	26:49	5	11	1	2	4	6	
2018	4	2	2	0	1	11:00	2	4	2	2	1	2	
2019	17	3	5	4	2	22:13	4	7	2	3	8	11	
2020	6	2	6	3	0	15:52	3	7	1	3	2	2	
2022	5	2	5	1	0	15:36	2	7	1	3	2	2	
2023	6	2	3	2	1	12:08	2	5	2	3	2	2	
2024	8	2	3	1	0	17:32	3	4	2	3	3	3	

MILESTONES REACHED				UPCOMING MILESTONES			
Mark	Opponent	Date	Game #	Mark	Category	Current	Needs
1st Point	Atlanta	6/14/2011	1	200	Rebounds	170	30
500th Point	@ Connecticut	8/23/2019	178	400	Assists	375	25

10+ REBOUNDS & ASSISTS GAMES				10+ POINT GAMES		
	REB 10+	ASTS 10+	DUB-DUBS PT/REB	SCORING YEAR	10+	20+
2011	0	0	0	2011	0	0
2015	0	0	0	2015	0	0
2016	0	0	0	2016	2	0
2017	0	0	0	2017	1	0
2018	0	0	0	2018	0	0
2019	0	0	0	2019	2	0
2020	0	0	0	2020	0	0
2022	0	0	0	2022	0	0
2023	0	0	0	2023	0	0
2024	0	0	0	2024	0	0
Totals	0	0	0	Totals	5	0

CAREER REGULAR SEASON STATISTICS																												
YEAR	TM	G	GS	MP	FG	FGA	FG%	3P	3PA	3P%	2P	2PA	2P%	eFG%	FT	FTA	FT%	OR	DR	REB	RPG	A	S	B	TO	PF	PTS	PPG
2011	NYL	16	0	86	7	20	.350	3	7	.429	4	13	.308	.425	5	6	.833	0	6	6	0.4	10	4	2	17	9	22	1.4
2015	SAS	34	5	541	44	107	.411	7	22	.318	37	85	.435	.444	24	35	.686	10	29	39	1.1	95	28	10	42	61	119	3.5
2016	SAS	34	0	573	59	137	.431	5	26	.192	54	111	.486	.449	49	59	.831	14	41	55	1.6	87	38	1	51	62	172	5.1
2017	SAS	28	4	326	29	88	.330	2	10	.200	27	78	.346	.341	22	32	.688	3	12	15	0.5	55	14	2	27	36	82	2.9
2018	MIN	2	0	17	3	7	.429	0	2	.000	3	5	.600	.429	1	2	.500	1	1	2	1.0	4	0	1	4	2	7	3.5
2019	LVA	33	0	379	37	84	.440	9	20	.450	28	64	.438	.494	27	33	.818	2	21	23	0.7	59	31	4	28	40	110	3.3
2020	CHI	17	0	110	9	21	.429	3	9	.333	6	12	.500	.500	7	8	.875	1	6	7	0.4	14	6	0	14	13	28	1.6
2022	LVA	18	0	123	10	32	.313	3	11	.273	7	21	.333	.359	5	5	1.000	3	5	8	0.4	18	2	0	7	14	28	1.6
2023	LVA	28	0	135	12	27	.444	6	16	.375	6	11	.545	.556	5	6	.833	4	8	12	0.4	22	9	1	6	24	35	1.3
2024	LVA	16	0	104	10	24	.417	6	14	.429	4	10	.400	.542	5	5	1.000	0	3	3	0.2	12	4	0	6	9	31	1.9
Career		226	9	2394	221	548	.403	44	137	.321	177	411	.431	.443	150	191	.785	38	132	170	0.8	376	136	21	202	270	636	2.8



## CHELSEA GRAY • No. 12

Point Guard • 5-11 • Duke '13 • 10th Year

### WNBA CAREER HIGHLIGHTS

- 2023, 2022 & 2016 WNBA Champion
- 2022 WNBA Finals MVP
- 2024, 2023, 2021, 2019, 2018, 2017 WNBA All-Star
- 2019 All-WNBA First Team
- 2023 and 2017 All-WNBA Second Team
- 2022 WNBA Commissioner's Cup MVP
- Two-time WNBA Western Conference Player of the Week (Aug. 1, 2023; May 27, 2018)
- 2023 All-Star Skills Contest winner

### 2023 (LAS VEGAS)

- Won her 3rd WNBA Championship.
- Named to the AP All-League First Team and All-WNBA Second Team.
- Finished 3rd among league leaders for assists (7.3 apg).
- Named an All-Star starter.
- Teamed with Kelsey Plum to win the WNBA All-Star Skills Contest.
- Western Conference Player of the Week for games played July 24-30 (24.5 ppg, 5.5 rpg, 8.5 apg).
- Had 20 points and 7 assists to open the playoffs against Chicago on Sept. 13.
- Injured (left foot) and was sidelined for Game 4 of the Finals.
- Averaged 13.1 ppg and 7.3 apg in the first 3 Finals games.
- Recorded the franchise's 2nd triple-double, the 1st for points-rebounds-assists, with 22 points, 11 rebounds and 11 assists against New York on Aug. 17.
- Notched a franchise-record 10 points-assists double-doubles on the year.

### 2023 (LAS VEGAS)

- Won her 2nd WNBA Championship.
- Won WNBA Championship
- Named WNBA Finals MVP (18.3 ppg, 3.0 rpg, 6.0 apg, 58.5 FG%, 45.0 3G%)
- Named WNBA Commissioner's Cup MVP (19 points, 4 rebounds, 5 assists)
- Finished 21st in the league in scoring, 4th in assists, 17th in field goal percentage, 4th in free throw percentage, 4th in steals, and 22nd in minutes)

### 2021 (LAS VEGAS)

- Set or tied 3 franchise assist records—14 in a game vs. Lynx, Sept. 8; 10 in a half and 7 in a quarter vs. Fever, May 28

### 2019 (LOS ANGELES)

- Recorded the 8th triple-double in WNBA regular season history, July 7 (13-pt, 10-reb, 13-asst vs. Washington).
- Set franchise mark with 20 points in a quarter, August 29 vs. Indiana—2nd most points scored in a quarter in W history

### 2017 (LOS ANGELES)

- 3-point field goal percentage (.482) was highest in team history and 7th highest in WNBA history for players with 50+ attempts

### 2014 (CONNECTICUT)

- Sat out season rehabbing right knee injury suffered senior year at Duke.

### INTERNATIONAL HIGHLIGHTS

- Named on June 11 to the USA National Team that will compete in the 2024 Paris Olympic Games.
- 2020 Olympic gold medalist
- 2022 World Cup gold medalist

### COLLEGIATE HIGHLIGHTS

- 2-time All-American
- 2013 ACC Co-Player of the Year
- Set program record for assists in a season (201) as a sophomore

### HIGH SCHOOL HIGHLIGHTS

- 2010 California Miss Basketball
- 2010 Gatorade Player of the Year selection

### GO TO CHELSEA GRAY'S COMPLETE BIO ONLINE

- Online bio includes items such as expanded WNBA statistics, more notes, college, international and USA Basketball statistics, and more!

### RECORD WITHOUT

Year	Games Missed	Record With	Record Without
2014	34	0-0	13-21
2015	0	15-19	0-0
2016	1	25-8	1-0
2017	0	26-8	0-0
2018	0	19-15	0-0
2019	0	22-12	0-0
2020	0	15-7	0-0
2021	0	24-8	0-0
2022	1	25-10	1-0
2023	0	34-6	0-0
2024	12	6-1	6-6
<b>Totals</b>	<b>47</b>	<b>211-94</b>	<b>21-27</b>

CHelsea GRAY • No. 12

WNBA RANKINGS										2024 REGULAR SEASON HIGHS				
	PPG	RPG	APG	SPG	BPG	MPG	FG%	3G%	FT%	PTS	22	@	Washington	June 29
2015	---	---	18th	---	---	---	---	---	---	REBS	6	@	Chicago	June 27
2016	---	---	---	---	---	---	---	---	---	ASTS	7		Seattle	June 19
2017	19th	---	6th	---	---	3rd	10th	1st	22nd	STLS	2		Indiana	July 2
2018	19th	---	6th	6th	---	5th	16th	14th	18th	BLKS	2		Seattle	June 19
2019	13th	---	2nd	---	---	4th	---	13th	5th	MINS	28:41	@	Los Angeles	July 5
2020	21st	---	5th	11th	---	14th	---	---	2nd	CAREER REGULAR SEASON HIGHS				
2021	---	---	4th	20th	---	---	16th	16th	---	PTS	33		Seattle	Aug. 14, 2022
2022	21st	---	4th	4th	---	22nd	17th	---	4th	REBS	11		New York	Aug. 17, 2023
2023	21st	---	3rd	9th	24th	15th	14th	7th	5th	ASTS	14		Minnesota	Sept. 8, 2021
2024	---	---	---	---	---	---	---	---	---	STLS	6	@	Minnesota	May 20, 2018
										BLKS	3	2x,	Last @ Chicago	Aug. 24, 2023
										MINS	48	@	Chicago	Aug. 18, 2017

SEASON HIGHS														
	PTS	REBS	ASTS	STLS	BLKS	MIN	FGM	FGA	3PM	3PA	FTM	FTA		
2015	16	9	7	3	2	25:48	6	11	4	5	5	6		
2016	23	6	8	3	1	36:30	8	10	2	3	6	7		
2017	25	8	10	4	1	47:51	9	18	5	8	8	10		
2018	26	7	11	6	3	38:36	11	20	4	7	8	11		
2019	30	10	13	5	2	41:03	11	21	7	9	7	7		
2020	27	8	11	3	1	39:06	10	19	4	7	5	5		
2021	21	6	14	5	2	37:14	8	19	3	6	5	5		
2022	33	7	12	5	2	39:56	11	17	5	8	11	11		
2023	27	11	12	4	3	37:23	10	22	4	7	10	12		
2024	22	6	7	2	2	26:50	8	9	3	3	3	4		

MILESTONES REACHED					UPCOMING MILESTONES			
Mark	Opponent	Date	Game #		Mark	Category	Current	Needs
1st Point	Washington	June 5, 2015	1		4,000	Points	3,733	267
1,000th Point	Phoenix	May 27, 2018	105		1,000	Rebounds	958	42
2,000th Point	Las Vegas	Aug. 7, 2020	175		400	Steals	343	57
3,000th Point	@ Seattle	Aug. 7, 2022	255					
1,000th Assist	@ Phoenix	May 6, 2022	234					
1,5000th Assist	Seattle	June 19, 2024	299					

10+ REBOUNDS & ASSISTS GAMES					10+ POINT GAMES			
REB					SCORING			
YEAR	10+	ASTS	DOUBLE-DOUBLES		YEAR	10+	20+	30+
2015	0	0	0	0	2015	9	0	0
2016	0	0	0	0	2016	7	2	0
2017	0	1	1	0	2017	28	6	0
2018	0	1	1	0	2018	28	9	0
2019	1	2	1	1	2019	28	7	1
2020	0	1	0	0	2020	18	4	0
2021	0	3	1	0	2021	19	1	0
2022	0	1	1	0	2022	25	5	0
2023	1	10	10	1	2023	35	8	0
2024	0	0	0	0	2024	1	1	0
Totals	2	19	15	2	Totals	198	43	1

CAREER REGULAR SEASON STATISTICS																												
YEAR	TM	G	GS	MP	FG	FGA	FG%	3P	3PA	3P%	2P	2PA	2P%	eFG%	FT	FTA	FT%	OR	DR	REB	RPG	A	S	B	TO	PF	PTS	PPG
2015	CON	34	0	543	86	203	.424	23	66	.348	63	137	.460	.480	40	49	.816	18	60	78	2.3	92	22	5	59	43	235	6.9
2016	LAS	33	1	540	71	157	.452	14	46	.304	57	111	.514	.497	39	50	.780	8	50	58	1.8	71	16	4	40	38	195	5.9
2017	LAS	34	34	1125	184	363	.507	53	110	.482	131	253	.518	.580	81	98	.827	21	92	113	3.3	151	36	8	65	74	502	14.8
2018 *	LAS	34	34	1111	193	399	.484	38	97	.392	155	302	.513	.531	81	97	.835	17	99	116	3.4	175	48	6	79	65	505	14.9
2019 *	LAS	34	34	1108	188	452	.416	50	131	.382	138	321	.430	.471	66	72	.917	14	114	128	3.8	202	33	3	108	49	492	14.5
2020	LAS	22	22	679	122	276	.442	18	59	.305	104	217	.479	.475	46	49	.939	15	66	81	3.7	116	34	2	60	38	308	14.0
2021 *	LVA	32	32	926	148	326	.454	27	71	.380	121	255	.475	.495	32	36	.889	15	77	92	2.9	189	37	9	88	43	355	11.1
2022	LVA	35	35	1039	183	373	.491	34	100	.340	149	273	.546	.536	81	89	.910	10	102	112	3.2	212	57	10	80	54	481	13.7
2023	LVA	40	40	1288	225	459	.490	64	152	.421	161	307	.524	.560	96	107	.897	12	146	158	4.0	291	57	25	101	73	610	15.3
2024	LVA	7	5	155	16	43	.372	5	17	.294	11	26	.423	.430	13	16	.813	2	20	22	3.1	32	3	4	15	8	50	7.1
Career		305	237	8514	1416	3051	.464	326	849	.384	1090	2202	.495	.518	575	663	.867	132	826	958	3.1	1531	343	76	696	485	3733	12.2



## MEGAN GUSTAFSON • No. 17

Center • 6-4 • Iowa '19 • 6th Year

### 2023 (PHOENIX, 9-31)

- Started 4 of 34 contests, the most starts and most games in her W career, and connected on 52.6% of her shots from the field, which ranked 6th among league leaders, and also hit 34.9% from 3-point range.
- Shot 4-of-4 from the field, 1-of-1 from afar and 1-of-1 from the line in 14 minutes against Connecticut on August 31.
- Scored a career-high 19 points and grabbed 8 rebounds against Atlanta in fewer than 22 minutes.
- Pulled down a season-high 10 boards to go with 10 points, her lone double-double of the season, against the Aces on June 21.
- After averaging no more than 4.0 ppg and 3.6 rpg in each of her first four seasons, upped her averages to career-bests of 7.9 ppg and 3.9 rpg in 2023
- Ranked among the top 10 league leaders for field goal percentage (6th), 2-point field goal percentage (.576, 4th), true shooting percentage (.608, 10th) and effective field goal percentage (.564, 7th).

### 2022 (PHOENIX, 15-21)

- Played in 33 games off the bench, the most games in a season over her first four years in the league.
- Scored a season-high 15 points on 6-of-10 shooting from the field against Minnesota on August 10.
- Posted one double-double, 12 points and 10 boards, against Chicago on Aug. 14.

### 2021 (WASHINGTON, 19-21)

- Had season-highs of 12 points at Seattle on September 7 and 9 rebounds at Chicago on July 10.
- Washington was 5-6 in the 11 games Gustafson played.

### 2020 (DALLAS, 8-14)

- Dallas had a 4-6 record in the 10 games Gustafson played from July 26-September 13.

### 2019 (DALLAS, 10-24)

- Twice scored 11 points and three times hauled in 8 rebounds as a rookie for Dallas.
- Went 7-of-7 from the line against New York on August 1 and shot a career-best 90.0% from the line on the year.

### INTERNATIONAL (SPAIN)

- The naturalized Spaniard helped Spain earn a 2024 Olympic berth at the 2024 Olympic Qualifying Tournament in Sopron, Hungary. It was her debut in a Spanish jersey.

### COLLEGIATE CAREER HIGHLIGHTS

- In her four years at Iowa, the Hawkeyes posted a 92-43 (.682) record, advanced to postseason play all four years, including the 2019 NCAA Elite Eight, and captured the 2019 Big 10 Tournament and regular season crowns.
- Averaged 20.8 points, 10.8 rebounds and 1.7 blocks per game over her four-year collegiate career, helping Iowa increase its win total from 19 in her freshman season, to 29 as a senior.
- Her No. 10 jersey was retired by the Hawkeyes on January 26, 2020.
- Before being passed in 2023-24 by Caitlin Clark, Gustafson was Iowa's all-time leading scorer (2,804 points), remains as the all-time leading rebounder (1,460) and lists among the top 10 in numerous Iowa single game, single season and all-time career records.

- Her 1,460 rebounds is a Big Ten career record.
- 2019 Naismith, Associated Press, ESPNw and USBWA Player of the Year
- 2019 Senior CLASS Award and Lisa Leslie Award winner.
- Associated Press and USBWA All-America first team (2019) and second team (2018).
- WBCA All-America first team (2019) and honorable mention (2018)
- 2018 (media) and 2019 (media and coaches) Big 10 Player of the Year.
- Unanimous three-time All-Big Ten first team (2017, 2018 and 2019) and was on the 2016 Big Ten All-Freshman Team.
- 2019 Big Ten All-Defensive Team.
- MVP of the 2019 Big Ten Tournament and 2018 and 2019 All-Big Ten Tournament first team selection.

### PERSONAL

- Parents are Eva and Clendon Gustafson.
- Has one sister, Emily, who played basketball at Upper Iowa.
- Father played basketball at UW-Superior and mother played basketball and volleyball at St. Scholastica.

### GO TO MEGAN GUSTAFSON'S BIO ONLINE

- Online bio includes items such as expanded WNBA statistics, more notes, college, international and Spain Basketball Federation statistics, and more!

### RECORD WITHOUT

Year	Games Missed	Record With	Record Without
2019	5	8-14	2-3
2020	12	4-6	4-8
2021	7	5-6	1-6
2022	3	13-20	2-1
2023	6	7-27	2-4
2024	0	12-7	0-0
<b>Totals</b>	<b>33</b>	<b>49-80</b>	<b>11-22</b>

MEGAN GUSTAFSON • No. 17

WNBA RANKINGS										2024 REGULAR SEASON HIGHS			
	PPG	RPG	APG	SPG	BPG	MPG	FG%	3G%	FT%	PTS			
2019	---	---	---	---	---	---	---	---	---	PTS	11	Minnesota	June 11
2020	---	---	---	---	---	---	---	---	---	REBS	6	2x, Last vs Washington	July 4
2021	---	---	---	---	---	---	---	---	---	ASTS	2	Washington	July 4
2022	---	---	---	---	---	---	---	---	---	STLS	2	2x, Last vs Seattle	June 7
2023	---	---	---	---	---	---	6th	---	---	BLKS	0		
2024	---	---	---	---	---	---	---	---	---	MINS	16:48	Washington	July 4
CAREER REGULAR SEASON HIGHS													
										PTS	19	@ Atlanta	July 25, 2023
										REBS	10	2x, Last vs Las Vegas	Aug. 23, 2023
										ASTS	3	4x, Last vs Washington	Sept. 5, 2023
										STLS	2	5x, Last vs Indiana	July 2, 2024
										BLKS	3	@ Atlanta	July 25, 2023
										MINS	27:37	Indiana	Aug. 20, 2023

SEASON HIGHS													
	PTS	REBS	ASTS	STLS	BLKS	MIN	FGM	FGA	3PM	3PA	FTM	FTA	
2019	11	8	1	1	1	27:10	4	7	1	3	7	7	
2020	8	3	1	0	1	16:16	2	5	0	1	4	4	
2021	12	9	0	1	1	20:40	6	9	0	1	3	5	
2022	15	10	3	2	1	26:14	6	10	2	3	3	5	
2023	19	10	3	2	3	27:37	7	15	2	4	5	6	
2024	11	6	2	2	0	16:48	4	9	2	4	2	2	

MILESTONES REACHED				UPCOMING MILESTONES			
Mark	Opponent	Date	Game #	Mark	Category	Current	Needs
1st Point	Phoenix	June 20, 2019	1	600	Points	577	23
500th Point	Washington	Sept. 5, 2023	110				
300th Rebound	Las Vegas	Sept. 8, 2023	111				

10+ REBOUNDS & ASSISTS GAMES					10+ POINT GAMES		
	REB	ASTS	DOUBLE-DOUBLES		SCORING		
YEAR	10+	10+	PT/REB	PT/AST	YEAR	10+	20+
2019	0	0	0	0	2019	2	0
2020	0	0	0	0	2020	0	0
2021	0	0	0	0	2021	1	0
2022	1	0	1	0	2022	2	0
2023	1	0	1	0	2023	14	0
2024	0	0	0	0	2024	1	0
Totals	2	0	2	0	Totals	20	0

CAREER REGULAR SEASON STATISTICS																												
YEAR	TM	G	GS	MP	FG	FGA	FG%	3P	3PA	3P%	2P	2PA	2P%	eFG%	FT	FTA	FT%	OR	DR	REB	RPG	A	S	B	TO	PF	PTS	PPG
2019	DAL	25	0	238	27	55	.491	1	9	.111	26	46	.565	.500	18	20	.900	20	43	63	2.5	7	4	6	10	26	73	2.9
2020	DAL	10	0	48	4	14	.286	0	1	.000	4	13	.308	.286	6	9	.667	6	5	11	1.1	1	0	1	2	9	14	1.4
2021	WAS	11	1	109	19	32	.594	0	2	.000	19	30	.633	.594	6	9	.667	11	29	40	3.6	0	2	1	9	10	44	4.0
2022	PHO	33	0	318	50	91	.549	12	26	.462	38	65	.585	.615	13	17	.765	17	47	64	1.9	17	6	5	24	62	125	3.8
2023	PHO	34	4	514	102	194	.526	15	43	.349	87	151	.576	.564	50	62	.806	46	85	131	3.9	25	13	14	37	65	269	7.9
2024	LVA	19	0	158	20	43	.465	6	25	.240	14	18	.778	.535	6	7	.857	12	24	36	1.9	6	6	0	8	24	52	2.7
Career		132	5	1385	222	429	.517	34	106	.321	188	323	.582	.557	99	124	.798	112	233	345	2.6	56	31	27	90	196	577	4.4





## TIFFANY HAYES • No. 15

Guard • 5-10 • Connecticut '12 • 12th Year

### WNBA CAREER HIGHLIGHTS

- All-WNBA First Team (2018)
- WNBA All-Defensive Second Team (2018)
- Breakout campaign in 2018 saw her finish sixth in MVP balloting and fourth in Defensive Player of the Year voting when she was a three-time pick as Eastern Conference Player of the Week
- Eastern Conference Player of the Month (May 2017)
- WNBA All-Rookie Team (2012)

### INTERNATIONAL (3X3 AZERBAIJAN)

- Will play 3x3 in the 2024 Olympic Games after helping Azerbaijan qualify for Olympics by leading her team to the gold medal at the 2024 3x3 FIBA Universality Qualifying Tournament from April 12-14 in Hong Kong.
- Named MVP of the 3x3 Olympic Qualifier and averaged a team-high 6.5 ppg (5th in tournament)
- Played for Azerbaijan in the 2015 European Games.

### INTERNATIONAL (USA)

- Earned gold playing for USA Basketball at the 2009 World University Games.

### 2023 (CONNECTICUT)

- Became seventh fastest player to tally at least 4,000 points, 1,000 rebounds, 750 assists, 300 steals and 350 3-point field goals in WNBA history-307 games (1 of 15 to accomplish in league history).
- Tied her postseason career-high with 30 points in Game 2 of the WNBA Semifinals against New York on Sept. 26.

### 2022 (ATLANTA)

- Played her first game of the season at New York (6/23) after missing the beginning of the season because of overseas obligations and a right knee injury.
- Scored in double-digits in 10 straight games until an injury 11 minutes into her last game of the season against Dallas (7/30).

### 2021 (ATLANTA)

- Only player in the WNBA in 2021 to average at least 14 points (14.67), 1.5 steals (1.57) and 3 assists per game (3.0).
- Missed nine games in the middle of the season after tearing her right ACL at Washington on June 17.

### 2020

- Opted out of the 2020 season.

### 2019 (ATLANTA)

- Reached 3,000 career points with a team-leading and then-season-high 28 points against Indiana (6/19)
- Sat out the final three games of the season with a knee injury.

### 2017 (ATLANTA)

- Led the Dream in scoring with a career-high 16.3 points per game.
- Earned first career start and appearance in the WNBA All-Star game.
- Named Eastern Conference Player of the Month (May).

### 2016 (ATLANTA)

- Scored 30 points and shot 10-of-17 from the field in Atlanta's second round playoff loss to the Chicago Sky (9/25).
- Appeared in one postseason contest for the Dream dropping a postseason career-high 30 points against Chicago on Sept. 25.

### 2014 (ATLANTA)

- Ranked fourth in the WNBA among guards in field goal percentage (.463)
- Ranked eighth in assist/turnover ratio (2.15)

### 2013 (ATLANTA)

- Missed seven games due to surgery to repair a torn meniscus in her left knee July 9, and four more games after aggravating the injury.
- Team was 15-8 when she played, 2-9 when she didn't.

### 2012 (ATLANTA)

- Named to the 2012 WNBA All-Rookie Team
- Ranked fifth among all rookies in the WNBA in scoring at 8.6 points per game, second in assists (2.1) and 10th in rebounding (3.1)

### OVERSEAS

- Has competed professionally overseas in Brazil, Israel, Poland, Spain and Turkey.

### COLLEGIATE CAREER HIGHLIGHTS

- Two-time All-Big East first team selection.
- Helped Connecticut to two national championships and four Final Four appearances.
- Finished career with 147-7 record as a Husky.
- Most Outstanding Player of the 2012 Kingston Regional
- Wooden Award and Wade Trophy finalist.
- Associated Press All-America third team.

### PERSONAL:

- Parents are Dorothy and Renard Hayes
- Majored in Sociology at Connecticut
- Led Winter Haven High School to a combined record of 117-9 during four-year prep career.
- Also lettered in softball and cross country in high school.

### SEASON HIGHS

	PTS	REBS	ASTS	STLS	BLKS	MIN	FGM	FGA	3PM	3PA	FTM	FTA
2012	23	9	7	5	2	42:00	8	15	3	6	8	9
2013	23	7	8	3	1	31:00	7	14	3	6	8	10
2014	27	6	7	4	2	46:00	9	15	4	8	8	9
2015	28	9	6	3	3	37:31	7	18	4	8	14	15
2016	32	11	6	4	2	40:33	11	18	3	7	11	13
2017	25	7	6	4	1	38:26	9	19	4	9	11	12
2018	28	8	5	3	1	37:09	10	18	6	11	11	15
2019	34	7	6	4	2	38:05	12	24	4	8	12	15
2020	DNP -- Opted out of the 2020 season											
2021	31	8	6	5	1	37:24	11	18	5	7	7	9
2022	31	8	6	1	1	33:00	11	15	4	6	8	9
2023	28	7	8	3	1	40:00	8	16	4	8	10	10
2024	17	6	4	2	1	27:48	5	13	1	6	6	7

### RECORD WITHOUT

Year	Games Missed	Record With	Record Without
2012	0	20-17	0-0
2013	11	19-12	2-9
2014	0	20-17	0-0
2015	6	13-15	2-4
2016	2	17-17	1-1
2017	1	12-21	0-1
2018	3	24-12	1-2
2019	5	7-22	1-4
2020	22	0-0	7-15
2021	11	7-14	1-10
2022	25	4-7	10-15
2023	0	30-17	0-0
2024	1	6-3	1-0
Totals	87	179-176	26-61

TIFFANY HAYES • NO. 15

WNBA RANKINGS										2024 REGULAR SEASON HIGHS					
	PPG	RPG	APG	SPG	BPG	MPG	FG%	3G%	FT%	PTS					
2012	---	---	---	---	---	---	---	---	24th	REBS	17	2x,	Last @ Washington	June 29	
2013	---	---	---	---	---	---	---	---	---	ASTS	6	@	Dallas	June 5	
2014	22nd	---	29th	---	---	27th	18th	16th	---	STLS	4	2x,	Last vs Seattle	June 7	
2015	18th	---	28th	24th	---	14th	---	---	---	BLKS	2		Seattle	June 19	
2016	12th	---	---	18th	---	13th	29th	---	---	MINS	1	3x,	Last @ Washington	June 29	
2017	13th	---	---	15th	---	20th	29th	15th	19th		27:48	@	Los Angeles	June 9	
2018	14th	---	---	22nd	---	21st	30th	---	24th	CAREER REGULAR SEASON HIGHS					
2019	11th	---	21st	---	---	28th	---	---	---	PTS	34		Indiana	Aug. 10, 2019	
2020	DNP -- Opted out of the 2020 season										REBS	11		New York	May 24, 2016
2021	---	---	---	---	---	---	26th	9th	16th	ASTS	8	2x,	Last vs Washington	May 23, 2023	
2022	---	---	---	---	---	---	---	---	---	STLS	5	2x,	Last vs Washington	June 17, 2021	
2023	31st	---	29th	---	---	---	19th	23rd	---	BLKS	3		Los Angeles	July 16, 2015	
2024	---	---	---	---	---	---	---	---	---	MINS	46:00	@	Minnesota	July 22, 2014	

MILESTONES REACHED			
Mark	Opponent	Date	Game #
1st Point	@ Indiana	May 19, 2012	1
500th Point	@ New York	Sept. 6, 2013	53
1,000th Point	@ New York	June 5, 2015	92
2,000th Point	@ Seattle	June 13, 2017	161
3,000th Point	Indiana	June 19, 2019	223
4,000th Point	New York	June 27, 2023	293
1,000th Rebound	Minnesota	July 30, 2023	302

UPCOMING MILESTONES			
Mark	Category	Current	Needs
4,500	Points	4407	93
800	Assists	797	3

10+ REBOUNDS & ASSISTS GAMES			
	REB	ASTS	DOUBLE-DOUBLES
YEAR	10+	10+	PT/REB
2012	0	0	0
2013	0	0	0
2014	0	0	0
2015	0	0	0
2016	1	0	1
2017	0	0	0
2018	0	0	0
2019	0	0	0
2020	---	---	---
2021	0	0	0
2022	0	0	0
2023	0	0	0
2024	0	0	0
Totals	1	0	1

10+ POINT GAMES			
	SCORING	20+	30+
YEAR	10+		
2012	16	1	0
2013	12	3	0
2014	25	5	0
2015	22	1	0
2016	25	9	1
2017	30	8	0
2018	29	12	0
2019	22	6	1
2020	---	---	---
2021	15	8	1
2022	10	3	1
2023	28	4	0
2024	5	0	0
Totals	239	60	4

CAREER REGULAR SEASON STATISTICS																												
YEAR	TM	G	GS	MP	FG	FGA	FG%	3P	3PA	3P%	2P	2PA	2P%	eFG%	FT	FTA	FT%	OR	DR	REB	RPG	A	S	B	TO	PF	PTS	PPG
2012	ATL	34	17	787	90	231	.390	21	77	.273	69	154	.448	.435	92	117	.786	24	81	105	3.1	73	28	12	51	89	293	8.6
2013	ATL	23	4	513	80	197	.406	23	61	.377	57	136	.419	.464	76	102	.745	20	66	86	3.7	39	27	3	40	52	259	11.3
2014	ATL	34	32	966	143	307	.466	40	112	.357	103	195	.528	.531	111	146	.760	31	70	101	3.0	86	34	9	40	83	437	12.9
2015	ATL	28	27	836	115	293	.392	31	113	.274	84	180	.467	.445	99	123	.805	29	55	84	3.0	62	29	11	47	97	360	12.9
2016	ATL	33	33	1016	153	347	.441	32	117	.274	121	230	.526	.487	156	194	.804	33	79	112	3.4	78	40	8	59	94	494	15.0
2017	ATL	33	33	989	166	381	.436	48	129	.372	118	252	.468	.499	158	185	.854	31	96	127	3.8	80	41	8	62	102	538	16.3
2018	ATL	31	29	897	177	401	.441	42	131	.321	135	270	.500	.494	138	169	.817	28	84	112	3.6	83	36	7	50	65	534	17.2
2019	ATL	29	29	817	147	374	.393	36	117	.308	111	257	.432	.441	97	127	.764	21	66	87	3.0	82	29	8	70	71	427	14.7
2020	DNP -- Opted out of the 2020 season																											
2021	ATL	21	19	595	105	240	.438	34	84	.405	71	156	.455	.508	64	75	.853	14	53	67	3.2	63	33	4	31	65	308	14.7
2022	ATL	11	11	303	66	121	.545	18	42	.429	48	79	.608	.620	28	41	.683	3	37	40	3.6	23	8	1	22	33	178	16.2
2023	CON	40	40	1082	168	353	.476	48	131	.366	120	222	.541	.544	98	126	.778	38	82	120	3.0	105	34	3	56	114	482	12.1
2024	LVA	19	0	158	20	43	.465	6	25	.240	14	18	.778	.535	6	7	.857	12	24	36	2.8	6	6	0	8	24	52	8.1
Career		132	5	1385	222	429	.517	34	106	.321	188	323	.582	.557	99	124	.798	112	233	345	3.3	56	31	27	90	196	577	13.4



KATE MARTIN • No. 20

Guard • 6-0 • Iowa '24 • Rookie

WNBA CAREER HIGHLIGHTS

- Selected No. 18 by the Las Vegas Aces in the 2024 WNBA Draft.

2024 (LAS VEGAS)

- Scored her first points, a 3-pointer, against Los Angeles on May 18.

COLLEGIATE HIGHLIGHTS

- Over her five years suiting up for Iowa, the Hawkeyes posted a 132-37 (.781) record, advanced to four-straight NCAA Tournaments, including the past two championship games, the 2021 Sweet 16 and 2022 second round. Iowa also captured the past three Big 10 Tournament championships and the 2022 Big 10 regular season title.
- Started the final 139 games of her career.
- Named to the 2024 All-Big 10 second team.
- Earned 2020, 2021 and 2022 Big Ten Sportsmanship Awards.
- Tore the ACL in her left knee in a 2018 practice for the Illinois High School All-Star Game and sat out the 2018-19 season.

PERSONAL

- Hails from Edwardsville, Illinois.
- Played varsity basketball and volleyball for Edwardsville High School.
- Father played football for Western Illinois University, older sister played basketball for Truman State. Also has an older brother.

RECORD WITHOUT

Year	Games Missed	Record With	Record Without
2024	1	11-7	1-0
Totals	1	11-7	1-0

WNBA RANKINGS

	PPG	RPG	APG	SPG	BPG	MPG	FG%	3G%	FT%
2024	---	---	---	---	---	---	---	15th	---

2024 REGULAR SEASON HIGHS

PTS	13	@	Los Angeles	June 9
REBS	7		Indiana	May 25
ASTS	3	3x,	Last at Los Angeles	June 9
STLS	2	@	Dallas	June 5
BLKS	2		Seattle	June 7
MINS	32:09	@	Los Angeles	June 9

SEASON/CAREER HIGHS

	PTS	REBS	ASTS	STLS	BLKS	MIN	FGM	FGA	3PM	3PA	FTM	FTA
2024	13	7	3	2	2	39:10	5	8	3	6	4	4

CAREER REGULAR SEASON HIGHS

PTS	13	@	Los Angeles	June 9
REBS	7		Indiana	May 25
ASTS	3	3x,	Last at Los Angeles	June 9
STLS	2	@	Dallas	June 5
BLKS	2		Seattle	June 7
MINS	32:09	@	Los Angeles	June 9

MILESTONES REACHED

Mark	Opponent	Date	Game #
1st Point	Los Angeles	5/18/2024	1

UPCOMING MILESTONES

Mark	Category	Current	Needs
100	Points	64	36
100	Rebounds	38	62

10+ REBOUNDS & ASSISTS GAMES

	REB	ASTS	DUB-DUBS
YEAR	10+	10+	REB/AST PT/AST
2024	0	0	0 0
Totals	0	0	0 0

10+ POINT GAMES

	SCORING
YEAR	10+ 20+
2024	2 0
Totals	2 0

CAREER REGULAR SEASON STATISTICS

YEAR	TM	G	GS	MP	FG	FGA	FG%	3P	3PA	3P%	2P	2PA	2P%	eFG%	FT	FTA	FT%	OR	DR	REB	RPG	A	S	B	TO	PF	PTS	PPG
2024	LVA	18	1	279	21	59	.356	16	41	.390	5	18	.278	.492	6	6	1.000	5	33	38	2.1	20	3	4	12	21	64	3.6
Career		18	1	279	21	59	.356	16	41	.390	5	18	.278	.492	6	6	1.000	5	33	38	2.1	20	3	4	12	21	64	3.6


*“I have a dream that my four little children will one day live in a nation where they will not be judged by the color of their skin, but by the content of their character.”*

*~ Dr. Martin Luther King, Jr.*

*(On the steps of the Lincoln Memorial; August 28, 1963)*

## KELSEY PLUM • No. 10

Guard • 5-8 • Washington '17 • 7th Year



### WNBA CAREER HIGHLIGHTS

- 2022 & 2023 WNBA Champion
- 2024, 2023 & 2022 All-Star
- 2022 All-Star MVP
- 2021 6th Player of the Year
- 2023 All-Star Skills Challenge winner
- 1-time Western Conference Player of the Month (Sept. 2021)
- 3-time Western Conference Player of the Week (2 times in 2022, 1 time in 2021)

### 2023 (LAS VEGAS)

- Won her 2nd WNBA Championship.
- Named as an All-Star for the second time in her career.
- Teamed with Chelsea Gray to win the All-Star Skills Challenge
- Averaged 21.3 ppg, 4.0 rpg and 4.0 apg in the Finals, including her top 2 playoff career-highs of 29 points on Oct. 15 and 26 points on Oct. 8.
- Scored a then-franchise-high 40 points at Minnesota on July 9 and got her first points-assists double- double of the year with 19 points and 10 assists vs. Washington on Aug. 11 and her second with 12 points and 10 assists vs Washington on Aug. 31.
- Scored 20 or more points 16 times and had 1 30-point and 1 40-point game.
- Prior to the May 25 game in LA, made at least 1 3-pointer in 45-straight regular season games, which was tied for the third- long-est streak in WNBA history.
- Missed the July 5 game vs. Dallas (back).

### 2022 (LAS VEGAS)

- Leading All-Star vote-getter among guards
- Tied a WNBA record by making at least 3 3-pointers in 9-straight games (Diana Taurasi)

### 2021 (LAS VEGAS)

- Missed 6 games in May/June while training with the USA 3x3 team.

### 2020 (LAS VEGAS)

- Did Not Play—Injured (left Achilles)

### 2018 (LAS VEGAS)

- Recorded her first career double-double with 20 points and a career-high 13 assists at Atlanta Aug. 7

### INTERNATIONAL HIGHLIGHTS

- Named on June 11 to the USA National Team that will compete in the 2024 Paris Olympic Games.
- 2020 Olympic Gold Medalist (3x3)
- 2018 & 2022 FIBA World Cup gold medalist
- 2015 Pan American Games silver medalist
- 2013 FIBA U19 World Cup gold medalist

### COLLEGIATE HIGHLIGHTS

- Unanimous 2017 National Player of the Year
- Two-time All-American
- NCAA career (3,257) and single-season (1,109) scoring leader; broke 33-year-old NCAA career free throw record with 912

### GO TO KELSEY PLUM'S COMPLETE BIO ONLINE

- Online bio includes items such as expanded WNBA statistics, more notes, college, international and USA Basketball statistics, and more

### RECORD WITHOUT

Year	Games Missed	Record With	Record Without
2017	3	8-23	0- 3
2018	2	14-17	0- 2
2019	0	21-13	0- 0
2020	22	0- 0	18-4
2021	6	20- 6	4- 2
2022	0	26-10	0- 0
2023	1	33- 6	1- 0
2024	0	12- 7	0- 0
Totals	34	134-82	23-11



KELSEY PLUM • No. 10

WNBA RANKINGS										2024 REGULAR SEASON HIGHS			
	PPG	RPG	APG	SPG	BPG	MPG	FG%	3G%	FT%	PTS	34	Indiana	July 2
2017	---	---	20th	---	---	---	---	17th	14th	REBS	6	Indiana	July 2
2018	---	---	13th	---	---	---	21st	4th	---	ASTS	8	2x, Last @ Washington	June 29
2019	---	---	19th	---	---	---	---	24th	---	STLS	3	Los Angeles	May 18
2021	16th	---	14th	---	---	---	---	13th	1st	BLKS	1	@ Chicago	June 27
2022	2nd	---	9th	---	---	5th	---	4th	17th	MINS	40:00	Seattle	June 7
2023	8th	---	10th	22nd	---	13th	20th	16th	3rd				
2024	7th	---	10th	---	---	2nd	---	19th	19th				
CAREER REGULAR SEASON HIGHS													
PTS	40	@	Minnesota	July 9, 2023									
REBS	9		Los Angeles	June 29, 2018									
ASTS	13	@	Atlanta	Aug. 7, 2018									
STLS	6		Washington	June 25, 2022									
BLKS	1	17x, Last @	Chicago	June 27, 2024									
MINS	40	3x, Last vs.	Seattle	June 7, 2024									

SEASON HIGHS													
	PTS	REBS	ASTS	STLS	BLKS	MIN	FGM	FGA	3PM	3PA	FTM	FTA	
2017	23	6	12	3	1	39:53	7	17	5	9	6	6	
2018	21	9	13	4	1	37:00	9	14	5	8	5	6	
2019	21	7	8	3	1	37:21	8	17	5	9	5	6	
2020	DNP -- Injured												
2021	32	6	8	5	1	30:42	11	18	5	8	8	9	
2022	32	6	11	6	1	40:00	10	22	5	11	9	11	
2023	40	6	10	5	0	38:21	14	20	6	12	8	8	
2024	34	6	8	3	1	40:00	11	23	7	14	6	7	

MILESTONES REACHED				UPCOMING MILESTONES			
Mark	Opponent	Date	Game #	Mark	Category	Current	Needs
1st Point	Dallas	5/25/2017	1	1000	Assists	877	123
1,000th Point	Atlanta	7/4/2021	108	200	Steals	189	11
2,000th Point	Los Angeles	5/27/2023	161				
2,500th Point	Washington	8/11/2023	186				
3,000th Point	Indiana	7/2/2024	214				
500th Assist	Los Angeles	6/11/2022	135				
500th Rebound	Seattle	6/7/2024	205				

10+ REBOUNDS & ASSISTS GAMES				10+ POINT GAMES				
	REB	ASTS	DUB-DUBS	SCORING				
YEAR	10+	10+	PT/AST	YEAR	10+	20+	30+	40+
2017	0	1	0	2017	13	1	0	0
2018	0	2	1	2018	14	4	0	0
2019	0	0	0	2019	17	2	0	0
2020	DNP -- Injured			2020	DNP -- Injured			
2021	0	0	0	2021	20	8	2	0
2022	0	2	2	2022	35	19	1	0
2023	0	2	2	2023	36	16	2	1
2024	0	0	0	2024	18	9	1	0
Totals	0	7	5	Totals	153	59	6	1

CAREER REGULAR SEASON STATISTICS																												
YEAR	TM	G	GS	MP	FG	FGA	FG%	3P	3PA	3P%	2P	2PA	2P%	eFG%	FT	FTA	FT%	OR	DR	REB	RPG	A	S	B	TO	PF	PTS	PPG
2017	SAS	31	23	711	85	246	.346	35	96	.365	50	150	.333	.417	60	69	.870	12	47	59	1.9	106	16	4	79	57	265	8.5
2018	LVA	31	27	790	106	227	.467	47	107	.439	59	120	.492	.570	35	40	.875	14	60	74	2.4	124	25	5	36	64	294	9.5
2019	LVA	34	30	868	107	293	.365	45	126	.357	62	168	.369	.442	34	39	.872	15	80	95	2.8	102	27	4	53	76	293	8.6
2020	LVA	DNP -- Injured																										
2021	LVA	26	0	663	128	293	.437	44	114	.386	84	179	.469	.512	85	90	.944	11	55	66	2.5	94	26	1	43	56	385	14.8
2022	LVA	36	36	1182	244	531	.460	113	269	.420	131	262	.500	.566	125	149	.839	9	87	96	2.7	184	36	2	94	90	726	20.2
2023	LVA	39	39	1265	249	524	.475	95	244	.389	154	280	.550	.566	135	148	.912	9	86	95	2.4	177	43	0	82	94	728	18.7
2024	LVA	19	19	676	121	293	.413	61	163	.374	60	130	.462	.517	57	69	.826	5	38	43	2.3	91	16	1	40	51	360	18.9
Career		216	174	6157	1040	2407	.432	440	1118	.394	600	1289	.465	.523	531	604	.879	75	455	530	2.5	877	189	17	428	488	3051	14.1

## KIAH STOKES • No. 41

Center • 6-3 • Connecticut '15 • 97th Year



### WNBA CAREER HIGHLIGHTS

- 2022 & 2023 WNBA Champion
- 2015 WNBA All-Defensive 2nd Team
- 2015 All-Rookie Team

### 2023 (LAS VEGAS)

- Won the WNBA Championship.
- Opened the playoffs with a 15-rebound performance, which at the time was the second-highest in Aces playoff history, and also is her playoff career high.
- Grabbed 10 boards on Sept. 17, her first back-to-back games with double-digit rebounding since 2021.
- Missed Game 4 of the Finals (right foot).
- Hauled in a career- high-tying 17 rebounds at Chicago on July 25.
- Had 4 double-digit re-bounding games... Moved into the starting line-up for the final 22 games after Candace Parker was sidelined (left foot).

### 2022 (LAS VEGAS)

- Missed first 4 games of year (overseas) .
- Led or tied for team lead in rebounds 3 times

### 2021 (LAS VEGAS)

- Signed on July 2 but did not play that day.
- Averaged 9.0 rpg. in 8 starts

### 2016 (NEW YORK)

- Missed the final 7 games of the regular season with a hip injury.
- Set a WNBA record for highest rebound average by a player who didn't start a game.

### 2019 (NEW YORK)

- Did Not Play (personal reasons)

### 2017 (NEW YORK)

- Led the team in blocked shots and ranked second in rebounding.

### COLLEGIATE HIGHLIGHTS

- During her four years, UConn posted a 146-10 (.936) record, claimed the 2013, 2014 and 2015 NCAA Championships, advanced to the 2012 Final Four and claimed two conference regular season titles and three conference tournament crowns.
- 2015 American Athletic Conference Defensive Player of the Year.
- Set a UConn single-season blocked shots record (147) as a senior and capped her career ranked No. 3 among all-time UConn blocks leaders (325).

### PERSONAL

- Father Greg was an All-American basketball player at Iowa who played for the Philadelphia 76ers and won gold with the 1983 USA Pan American Games Team.
- Majored in psychology

### GO TO KIAH STOKES' COMPLETE BIO ONLINE

- Online bio includes items such as expanded WNBA statistics, more notes, college, international and USA Basketball statistics, and more!

### RECORD WITHOUT

Year	Games Missed	Record With	Record Without
2015	0	23-11	0- 0
2016	7	19- 8	2- 5
2017	0	22-12	0- 0
2018	4	6-24	1- 3
2019	34	0- 0	10-24
2020	0	2-20	0- 0
2021	9	14-10	6- 3
2022	5	22- 9	4- 1
2023	0	34- 6	0- 0
2024	0	12- 7	0- 0
<b>Totals</b>	<b>59</b>	<b>154-107</b>	<b>23-36</b>

# KIAH STOKES • No. 41

WNBA RANKINGS										2023 REGULAR SEASON HIGHS			
	PPG	RPG	APG	SPG	BPG	MPG	FG%	3G%	FT%	PTS			
2015	---	12th	---	---	4th	---	---	---	---	11	Phoenix	May 21	
2016	---	7th	---	---	6th	---	---	---	---	12	2x, Last vs Indiana	July 2	
2017	---	17th	---	---	11th	---	---	---	---	3	Phoenix	May 21	
2018	---	---	---	---	18th	---	---	---	---	2	2x, Last vs Indiana	July 2	
2019	DNP -- Personal									6	@ Chicago	June 27	
2020	---	16th	---	---	9th	---	---	---	---	27:32	Phoenix	May 21	
2021	---	22nd	---	---	---	---	---	---	---	CAREER REGULAR SEASON HIGHS			
2022	---	---	---	---	18th	---	---	---	---	PTS	23	Phoenix	June 4, 2017
2023	---	21st	---	---	16th	---	---	---	---	REBS	17	2x, Last @ Chicago	July 25, 2023
2024	---	15th	---	---	9th	---	---	---	---	ASTS	7	@ Chicago	Sept. 17, 2021
										STLS	4	Atlanta	Sept. 1, 2015
										BLKS	8	Connecticut	July 16, 2015
										MINS	38	Atlanta	June 22, 2016

## SEASON HIGHS

	PTS	REBS	ASTS	STLS	BLKS	MIN	FGM	FGA	3PM	3PA	FTM	FTA
2015	13	11	4	4	8	35:33	6	8	0	1	5	6
2016	12	14	2	2	4	37:46	6	8	0	0	5	8
2017	23	17	4	2	3	30:47	6	10	0	1	11	12
2018	12	15	3	2	3	33:38	5	7	0	0	2	4
2019	DNP--Personal											
2020	15	12	4	2	3	36:29	6	12	5	8	2	2
2021	5	13	7	2	3	34:53	2	3	1	2	2	2
2022	9	10	3	2	3	28:45	4	5	1	3	2	4
2023	7	17	2	3	4	31:21	3	6	1	3	2	2
2024	11	12	3	2	6	27:32	4	6	3	4	2	4

## MILESTONES REACHED

Mark	Opponent	Date	Game #
1st Point	@ Los Angeles	5/21/2015	1
1,000th Point	@ Los Angeles	7/7/2024	261
1,000th Rebound	Chicago	9/2/2021	166
1,500th Rebound	Connecticut	6/21/2024	256

## UPCOMING MILESTONES

Mark	Category	Current	Needs
300	Blocked Shots	293	7
200	Assists	195	5

## 10+ REBOUNDS & ASSISTS GAMES

YEAR	REB 10+	ASTS 10+	DUB-DUBS PT/REB
2015	7	0	3
2016	6	0	0
2017	8	0	4
2018	5	0	1
2019	DNP--Personal		
2020	2	0	0
2021	5	0	0
2022	1	0	0
2023	4	0	0
2024	3	0	0
Totals	41	0	8

## 10+ POINT GAMES

YEAR	10+	20+
2015	5	0
2016	5	0
2017	5	1
2018	2	0
2019	DNP--Personal	
2020	5	0
2021	0	0
2022	0	0
2023	1	0
Totals	22	1

## CAREER REGULAR SEASON STATISTICS

YEAR	TM	G	GS	MP	FG	FGA	FG%	3P	3PA	3P%	2P	2PA	2P%	eFG%	FT	FTA	FT%	OR	DR	REB	RPG	A	S	B	TO	PF	PTS	PPG	
2015	NYL	34	6	862	82	150	.547	0	2	.000	82	148	.554	.547	33	48	.688	60	159	219	6.4	26	24	67	37	76	197	5.8	
2016	NYL	27	0	650	75	117	.641	0	0	----	75	117	.641	.641	37	59	.627	63	138	201	7.5	20	18	38	30	77	187	6.9	
2017	NYL	34	12	666	60	113	.531	0	1	.000	60	112	.536	.531	43	54	.796	77	137	214	6.3	30	12	39	40	94	163	4.8	
2018	NYL	30	4	427	42	77	.545	0	0	----	42	77	.545	.545	8	15	.533	43	91	134	4.5	12	11	19	21	56	92	3.1	
2019	DNP--Personal																												
2020	NYL	22	22	601	51	137	.372	20	85	.235	31	52	.596	.445	4	7	.571	28	119	147	6.7	26	11	26	28	45	126	5.7	
2021	NYL	9	0	135	6	11	.545	1	2	.500	5	9	.556	.591	2	2	1.000	8	30	38	4.2	5	4	6	6	14	15	1.7	
2021	LVA	15	8	308	10	17	.588	0	0	----	10	17	.588	.588	2	4	.500	27	65	92	6.1	15	6	10	7	19	22	1.5	
2021	TOT	24	8	443	16	28	.571	1	2	.500	15	26	.577	.589	4	6	.667	35	95	130	5.4	20	10	16	13	33	37	1.5	
2022	LVA	31	4	475	26	61	.426	5	24	.208	21	37	.568	.467	13	16	.813	29	107	136	4.4	20	14	25	18	39	70	2.3	
2023	LVA	40	22	792	36	83	.434	5	27	.185	31	56	.554	.464	9	18	.500	45	189	234	5.9	23	26	39	17	70	86	2.2	
2024	LVA	19	19	413	16	43	.372	5	23	.217	11	20	.550	.430	6	9	.667	19	104	123	6.5	18	10	24	11	42	43	2.3	
Career		261	97	5329	404	809	.499	36	164	.220	368	645	.571	.522	157	232	.677	399	1139	1538	5.9	195	136	293	216	532	1001	3.8	

## A'JA WILSON • No. 22

Center/Forward • 6-4 • South Carolina '18 • 7th Year



### WNBA CAREER HIGHLIGHTS

- 2022 & 2023 WNBA Champion
- 2023 WNBA Finals M'VP
- 2022 & 2020 WNBA M'VP
- 2023 & 2022 WNBA Defensive Player of the Year
- 2023, 2022 & 2020 All-WNBA First Team
- 2021 All-WNBA Second Team
- 2023 & 2022 WNBA All-Defensive First Team
- 2020 WNBA All-Defensive Second Team
- 2024, 2023, 2022, 2021, 2019 & 2018 All-Star
- 2023, 2022 & 2019 All-Star Team Captain
- 2023 & 2022 WNBA All-Star Leading Vote-Getter
- 2018 WNBA Rookie of the Year (unanimous)
- 2018 WNBA All-Rookie Team
- 10-time Western Conference Player of the Month (May and June, 2024; June, July and August 2023; May and July 2022; June 2021; August and September 2020)
- 18-time Western Conference Player of the Week (2 times in 2024, 5 times in 2023, 5 times in 2022, 2 times each in 2019 and 2020, 1 time each in 2018 and 2021)
- 3-time WNBA Rookie of the Month (2018).

### INTERNATIONAL HIGHLIGHTS (USA)

- Named on June 11 to the USA National Team that will compete in the 2024 Paris Olympic Games.
- 2020 Olympic gold medalist
- 2022, 2018 FIBA World Cup gold medalist & 2022 FIBA World Cup M'VP.
- 2013 & 2015 FIBA U19 World Cup gold medalist & 2015 FIBA U19 M'VP
- 2014 FIBA Americas U18 gold medalist

### COLLEGIATE HIGHLIGHTS

- 2017 NCAA Champion
- 2017 Final Four Most Outstanding Player
- 2018 National Player of the Year (consensus)
- 4-time All-American
- 2-time SEC Defensive Player of the Year

### 2024 (LAS VEGAS)

- Opened the year with five-straight 20-point, 10-rebound performances.
- Named May and June Western Conference Player of the Month.

### 2023 (LAS VEGAS)

- Won the WNBA Championship and earned WNBA Finals M'VP after averaging 21.3 ppg, 12.5 rpg and 1.3 bpg in the Finals.
- Grabbed a league Finals-record 16 defensive rebounds in Game 4.
- Scored 30 or more points in a WNBA playoff record 3-straight games (38 points vs Chicago in Game 1 of the First Round, 34 points vs Dallas in Game 2 of the Semifinals and 30 points vs Dallas in Game 3) WNBA and Associated Press Defensive Player of the Year and WNBA All-Defensive First Team.
- WNBA All-Star leading vote-getter.
- 3-time Western Conference Player of the Month.
- 5-time Western Conference Player of the Week.
- Scored 30 or more points 9 times, 6 in the regular season and 3 in the playoffs.
- Tied a then-franchise scoring record with 40 points vs. the Mystics on Aug. 11; rewrote the record with a WNBA record-tying 53 points on Aug. 22 at Atlanta.

### 2022 (LAS VEGAS)

- Named WNBA MVP for 2nd time (7th player with multiple MVPs).

### 2020 (LAS VEGAS)

- Named WNBA MVP (5th youngest in history)

### 2019 (LAS VEGAS)

- Led or tied for the team lead in scoring on 11 occasions, in rebounding on 9 occasions, and in assists 1 time.
- Reached double figures in scoring on 23 occasions and in rebounding on 3 occasions.
- Missed 8 games due to injury (ankle).

### 2018 (LAS VEGAS)

- Scored the second most points by a rookie (35) in franchise history at Indiana on June 12.

### PERSONAL

- Authored the New York Times bestselling book "Dear Black Girls: How to Be True to You."
- Announced her Nike signature shoe, the A'ONE, on May 11, 2024, in South Carolina.
- Named to the TIME100 as one of the 100 most influential people of 2024.
- Enjoys eating Chipotle and Chik-fil-A
- Father, Roscoe, played professional basketball internationally for 10 years.
- Is dyslexic.
- Is a member of the WNBA and WNBP Social Justice Council.
- First WNBA player to partner with Mountain Dew.

### GO TO A'JA WILSON'S COMPLETE BIO ONLINE

- **Online bio** includes items such as expanded WNBA statistics, more notes, college, international and USA Basketball statistics, and more!

### RECORD WITHOUT

Year	Games Missed	Record With	Record Without
2018	0	14-19	0-0
2019	8	15-11	6-2
2020	0	18- 4	0-0
2021	0	24- 8	0-0
2022	0	26-10	0-0
2023	0	34- 6	0-0
2024	0	12- 7	0-0
<b>Totals</b>	<b>8</b>	<b>143-65</b>	<b>6-2</b>

A'JA WILSON • NO. 22

WNBA RANKINGS										2024 REGULAR SEASON HIGHS				
	PPG	RPG	APG	SPG	BPG	MPG	FG%	3G%	FT%	PTS				
2018	3rd	6th	---	---	6th	16th	24th	---	---	36	@	Dallas		June 5
2019	7th	17th	---	---	4th	---	---	---	---	16		Connecticut		June 21
2020	2nd	6th	---	24th	1st	10th	21st	---	---	5	3x,	Last @ Washington		June 29
2021	6th	8th	21st	---	11th	10th	21st	---	10th	6	@	Dallas		June 5
2022	5th	2nd	---	12th	1st	19th	12th	16th	---	6	2x,	Last @ Los Angeles		July 5
2023	3rd	2nd	---	10th	1st	23rd	3rd	---	30th	41:28	@	Los Angeles		July 5
2024	1st	2nd	29th	5th	1st	10th	7th	---	12th	CAREER REGULAR SEASON HIGHS				
										PTS	53	@	Atlanta	Aug. 22, 2023
										REBS	16	5x,	Last vs. Conn.	June 21, 2024
										ASTS	8	2x,	Last @ Dallas	July 11, 2021
										STLS	6	@	Dallas	June 5, 2024
										BLKS	7	2x,	Last @ Atlanta	Sept. 5, 2019
										MINS	43:18	@	Minnesota	June 25, 2021

SEASON HIGHS													
	PTS	REBS	ASTS	STLS	BLKS	MIN	FGM	FGA	3PM	3PA	FTM	FTA	
2018	35	16	8	3	7	39:32	16	24	0	0	14	18	
2019	39	12	5	3	7	40:52	14	20	0	1	11	14	
2020	31	16	4	4	5	38:52	11	21	0	0	12	12	
2021	30	15	8	4	3	43:18	10	24	1	1	12	12	
2022	35	16	5	4	5	37:56	13	24	3	5	13	15	
2023	53	15	5	5	6	36:27	17	25	1	3	20	21	
2024	36	16	5	6	6	41:28	15	27	2	3	13	14	

MILESTONES REACHED				UPCOMING MILESTONES			
Mark	Opponent	Date	Game #	Mark	Category	Current	Needs
1st Point	@ Connecticut	5/20/2018	1	2,000	Rebounds	1,845	155
1,000th Point	Phoenix	8/20/2019	53	400	Blocked Shots	394	6
2,000th Point	Washington	8/17/2021	104				
3,000th Point	@ Connecticut	6/8/2023	157				
4,000th Point	@ Los Angeles	6/9/2024	198				
1,000th Rebound	@ Chicago	5/28/2022	122				
200th Steal	Phoenix	9/10/2023	189				
400th Assist	Washington	8/31/2023	186				

10+ REBOUNDS & ASSISTS GAMES					10+ POINT GAMES				
YEAR	REB 10+	ASTS 10+	DUB-DUBS		YEAR	10+	20+	30+	40+
			PT/REB	PT/AST					
2018	10	0	10	0	2018	33	18	3	0
2019	3	0	3	0	2019	23	7	1	0
2020	7	0	7	0	2020	22	15	1	0
2021	17	0	17	0	2021	30	14	1	0
2022	17	0	17	0	2022	34	20	1	0
2023	23	0	22	0	2023	37	28	6	2
2024	10	0	10	0	2024	19	17	6	0
Totals	86	0	85	0	Totals	198	119	19	2

CAREER REGULAR SEASON STATISTICS																												
YEAR	TM	G	GS	MP	FG	FGA	FG%	3P	3PA	3P%	2P	2PA	2P%	eFG%	FT	FTA	FT%	OR	DR	REB	RPG	A	S	B	TO	PF	PTS	PPG
2018 *	LVA	33	33	1010	245	530	.462	0	0	----	245	530	.462	.462	192	248	.774	66	198	264	8.0	74	27	55	46	68	682	20.7
2019 *	LVA	26	25	739	158	330	.479	0	1	.000	158	329	.480	.479	114	144	.792	42	125	167	6.4	47	13	45	56	52	430	16.5
2020	LVA	22	22	697	166	346	.480	0	0	----	166	346	.480	.480	118	151	.781	34	154	188	8.5	45	27	44	35	49	450	20.5
2021 *	LVA	32	32	1021	207	466	.444	1	1	1.000	206	465	.443	.445	169	193	.876	63	235	298	9.3	98	28	40	46	49	584	18.3
2022 *	LVA	36	36	1080	260	519	.501	31	83	.373	229	436	.525	.531	152	187	.813	66	273	339	9.4	75	52	70	61	76	703	19.5
2023 *	LVA	40	40	1228	335	601	.557	9	29	.310	326	572	.570	.565	233	287	.812	82	298	380	9.5	64	55	89	62	85	912	22.8
2024	LVA	19	19	643	192	364	.527	8	25	.320	184	339	.543	.538	120	140	.857	39	169	208	10.9	51	35	51	31	45	512	26.9
Career		208	207	6419	1563	3156	.495	49	139	.353	1514	3017	.502	.503	1098	1350	.813	393	1452	1845	8.9	454	238	394	338	424	4273	20.5



## JACKIE YOUNG • No. 0

Guard • 5-11 • Notre Dame '19 • 6th Year

### WNBA CAREER HIGHLIGHTS

- 2022 & 2023 WNBA Championship
- 2022 WNBA Most Improved Player Award Winner
- 2023 All-WNBA Second Team
- 2024, 2023 & 2022 WNBA All-Star
- 1-time Western Conference Player of the Week

### INTERNATIONAL CAREER (USA)

- Named on June 11 to the USA National Team that will compete in the 2024 Paris Olympic Games.
- 2020 Olympic gold medalist (3x3)
- Helped the USA finish first at the 2024 Olympic Qualifying Tournament in Belgium.

### 2024 (LAS VEGAS)

- Notched a career-first points/assists double-double with 22 points and 11 assists against LA on May 18.

### 2023 (LAS VEGAS)

- Won WNBA Championship
- All-Star Game starter
- Named All-WNBA & Associated Press All-League Second Team
- Scored a career-high 30 points (12-18 FGs, 4-7 3pt FGs, 2-4 FTs) at LA on May 25
- Scored 20 or more points in 15 games
- Had 1 double-double with 24 points and 10 rebounds vs Chicago on Aug. 24

### 2022 (LAS VEGAS)

- Won WNBA Championship
- Named WNBA Most Improved Player
- Named WNBA Western Conference Player of the Week for games played May 16-22
- Scored in double figures in 30 of 34 games, including 11 games of 20 or more, and a season-high 26 vs. Connecticut on June 2

### 2021 (LAS VEGAS)

- Scored a career-high 29 points vs. Minnesota on Sept. 8
- Her 14 made field goals on September 8 vs. Minnesota were tied for the most in the league this year, and are the most by a WNBA player since the 2018 season
- Handed out a season-high 6 assists vs. Atlanta on July 4
- Picked up a season-high 4 steals vs. Dallas on Sept. 13.

### 2019 (LAS VEGAS)

- Became the second Notre Dame player to be drafted No. 1 overall (Jewell Loyd)
- Became the third junior to be drafted No. 1 overall (Candace Parker, Tennessee, 2008; Jewell Loyd, Notre Dame, 2015)
- Handed out a career-high 10 assists on 2 occasions—vs. Phoenix on August 20, and vs. Indiana on June 29.
- Recorded her first career double-double vs. Phoenix on August 20, handing out 10 assists and grabbing 10 rebounds. She narrowly missed a triple-double, scoring 8 points.
- Averaged 8.3 points, and 4.9 assists, while connecting on 38.9% of her 3-pointers, and 88.1% from the free throw line after the All-Star Break (14 regular season games).

### COLLEGIATE CAREER

- 2018 NCAA Champion
- 2019 AP All-America honorable mention
- 2019 ACC Tournament MVP
- 2019 All-ACC second team
- 2017 ACC All-Freshman Team
- Hit the game-tying jumper with 45 seconds remaining in the 2018 national championship game vs Mississippi State, knotting the score at 58-all. Also secured the steal with three seconds left that set-up Arike Ogunbowale's game-winning shot.

### HIGH SCHOOL CAREER

- 2016 Naismith Player of the Year
- 2016 Indiana's Miss Basketball

### PERSONAL

- Hails from Princeton, Indiana
- Has played professionally in the offseason in Australia, Israel and Turkey.

### GO TO JACKIE YOUNG'S COMPLETE BIO ONLINE

- Online bio includes items such as expanded WNBA statistics, more notes, college, international and USA Basketball statistics, and more!

### RECORD WITHOUT

Year	Games Missed	Record With	Record Without
2019	0	21-13	0-0
2020	0	18- 4	0-0
2021	0	24- 8	0-0
2022	2	24-10	2-0
2023	0	34- 6	0-0
2024	1	12- 6	0-1
<b>Totals</b>	<b>3</b>	<b>133-47</b>	<b>2-1</b>



JACKIE YOUNG • No. 0

WNBA RANKINGS										2023 REGULAR SEASON HIGHS			
	PPG	RPG	APG	SPG	BPG	MPG	FG%	3G%	FT%	PTS	34	@ Phoenix	June 13
2019	---	---	---	---	---	---	---	---	---	REBS	8	2x, Last @ Phoenix	June 13
2020	---	---	23rd	---	---	---	16th	---	---	ASTS	11	Los Angeles	May 18
2021	25th	---	18th	23rd	---	11th	11th	---	21st	STLS	3	Phoenix	May 14
2022	12th	---	14th	13th	---	3rd	22nd	3rd	13th	BLKS	2	Phoenix	May 14
2023	11th	---	15th	14th	---	18th	7th	2nd	16th	MINS	40:00	Phoenix	May 21
2024	10th	30th	6th	---	---	12th	28th	30th	14th	CAREER REGULAR SEASON HIGHS			
										PTS	34	@ Phoenix	June 13, 2024
										REBS	11	@ Seattle	May 18, 2021
										ASTS	11	Los Angeles	May 18, 2024
										STLS	4	5x, Last vs. Los Angeles	Aug. 19, 2023
										BLKS	2	5x, Last vs. Phoenix	May 14, 2024
										MINS	41	Washington	June 25, 2022

SEASON HIGHS													
	PTS	REBS	ASTS	STLS	BLKS	MIN	FGM	FGA	3PM	3PA	FTM	FTA	
2019	17	10	10	3	2	35:08	5	14	2	3	9	12	
2020	20	7	9	4	1	32:42	8	15	1	2	5	6	
2021	29	11	6	4	2	40:27	14	19	1	3	10	10	
2022	26	9	9	3	2	41:21	9	19	4	7	8	8	
2023	30	10	8	4	1	37:31	12	21	5	9	8	9	
2024	34	8	11	3	2	40:00	11	23	7	13	9	10	

MILESTONES REACHED				UPCOMING MILESTONES			
Mark	Opponent	Date	Game #	Mark	Category	Current	Needs
1st Point	Los Angeles	5/26/2019	1	2,500	Points	2439	61
1,000th Point	Los Angeles	5/23/2022	96	200	Steals	192	8
2,000th Point	Chicago	8/24/2023	156				
500th Assist	New York	6/29/2023	137				
600th Assist	Phoenix	9/8/2023	161				
600th Rebound	Atlanta	8/13/2023	152				
700th Rebound	Seattle	6/19/2024	174				

10+ REBOUNDS & ASSISTS GAMES						10+ POINT GAMES			
	REB	ASTS	DUB-DUBS			SCORING			
YEAR	10+	10+	PT/REB	PT/AST	REB/AST	YEAR	10+	20+	30+
2019	1	1	0	0	1	2019	7	0	0
2020	0	0	0	0	0	2020	12	2	0
2021	2	0	2	0	0	2021	21	4	0
2022	0	0	0	0	0	2022	30	11	0
2023	1	0	1	0	0	2023	37	15	1
2024	0	4	0	4	0	2024	15	9	2
Totals	4	5	3	4	1	Totals	122	41	3

CAREER REGULAR SEASON STATISTICS																												
YEAR	TM	G	GS	MP	FG	FGA	FG%	3P	3PA	3P%	2P	2PA	2P%	eFG%	FT	FTA	FT%	OR	DR	REB	RPG	A	S	B	TO	PF	PTS	PPG
2019	LVA	34	34	767	76	236	.322	14	44	.318	62	192	.323	.352	59	73	.808	23	88	111	3.3	153	26	12	53	47	225	6.6
2020	LVA	22	0	568	93	189	.492	3	13	.231	90	176	.511	.500	52	61	.852	18	77	95	4.3	67	15	2	35	39	241	11.0
2021	LVA	32	32	1018	155	307	.505	5	20	.250	150	287	.523	.513	75	90	.833	21	110	131	4.1	103	36	11	47	58	390	12.2
2022	LVA	34	34	1129	191	401	.476	50	116	.431	141	285	.495	.539	110	128	.859	43	105	148	4.4	132	48	8	43	81	542	15.9
2023	LVA	40	40	1259	249	476	.523	89	198	.449	160	278	.576	.617	117	135	.867	26	134	160	4.0	151	52	5	70	80	704	17.6
2024	LVA	18	18	604	115	261	.441	39	113	.345	76	148	.514	.515	68	80	.850	17	69	86	4.8	104	15	5	43	41	337	18.7
Career		180	158	5343	879	1869	.470	200	504	.397	679	1365	.497	.524	481	567	.848	147	583	730	4.1	710	192	43	291	346	2439	13.6



## TWO-TIME WORLD CHAMPION LAS VEGAS ACES GAME NOTES (STATS & RANKINGS THROUGH 7/6/2024)

### ACES 2024 GAME-BY-GAME STATS

#### REGULAR SEASON

GAME	W/L	MIN	PTS	FGM	FGA	FG%	3PM	3PA	3P%	FTM	FTA	FT%	ORB	DRB	REB	AT	TO	ST	BK	PF	+/-
7/05 - LVA @ LAS	L	45	93	32	67	47.8	9	24	37.5	20	22	90.9	3	40	43	24	12	1	8	29	-5
7/04 - LVA vs. WAS	W	40	98	38	64	59.4	11	23	47.8	11	11	100.0	4	32	36	31	19	8	3	20	21
7/02 - LVA vs IND	W	40	88	30	63	47.6	9	25	36.0	19	24	79.2	5	29	34	20	13	3	4	17	11
6/29 - LVA @ WAS	W	40	95	33	66	50.0	9	25	36.0	20	27	74.1	6	29	35	20	9	5	11	15	12
6/27 - LVA @ CHI	W	40	95	33	66	50.0	9	25	36.0	20	27	74.1	6	29	35	20	9	5	11	15	12
6/21 - LVA vs. CON	W	40	85	31	65	47.7	6	24	25.0	17	23	73.9	10	32	42	16	13	6	3	17	11
6/19 - LVA vs. SEA	W	40	94	35	63	55.6	8	20	40.0	16	21	76.2	3	26	29	25	15	11	4	19	11
6/15 - LVA vs. NYL	L	40	82	31	69	44.9	11	34	32.4	9	11	81.8	2	29	31	23	10	3	3	19	-8
6/13 - LVA @ PHO	W	40	103	33	69	47.8	13	30	43.3	24	25	96.0	12	25	37	17	16	6	2	16	4
6/11 - LVA vs. MIN	L	40	86	28	62	45.2	10	31	32.3	20	26	76.9	5	30	35	19	14	4	1	19	-14
6/09 - LVA @ LAS	L	40	92	30	68	44.1	11	26	42.3	21	24	87.5	4	19	23	17	6	7	6	16	-4
6/07 - LVA vs. SEA	L	40	65	21	67	31.3	7	26	26.9	16	19	84.2	3	33	36	13	14	7	10	18	-13
6/05 - LVA @ DAL	W	40	95	34	70	48.6	9	28	32.1	18	20	90.0	8	25	33	20	14	10	5	18	14
5/31 - LVA @ ATL	L	40	74	25	69	36.2	6	21	28.6	18	20	90.0	3	31	34	18	12	6	5	25	-4
5/29 - LVA @ MIN	W	40	80	30	72	41.7	10	27	37.0	10	14	71.4	11	30	41	23	16	6	5	12	14
5/25 - LVA vs. IND	W	40	99	35	73	47.9	13	35	37.1	16	18	88.9	6	30	36	24	8	7	4	14	19
5/21 - LVA vs. PHO	L	40	88	33	78	42.3	11	31	35.5	11	15	73.3	7	32	39	22	9	5	4	18	-10
5/18 - LVA vs. LAS	W	40	89	31	73	42.5	13	31	41.9	14	16	87.5	10	24	34	23	12	10	4	14	7
5/14 - LVA vs. PHO	W	40	89	29	71	40.8	6	29	20.7	25	29	86.2	8	29	37	17	11	7	5	12	9

# 2024 LAS VEGAS ACES REGULAR SEASON STATISTICS (12-7)

PLAYER	GP-GS	MIN	FGM-FGA	FG%	3-POINT		FTM-FTA	FT%	--- REBOUNDS ---			AST	PF-DQ	STL	TO	BLK	PTS/AVG
					FGM-FGA	FG%			OFF	DEF	TOT/AVG						
Wilson, A	19-19	643:18	192 - 364	52.7	8-25	32.0	120 - 140	85.7	39	169	208/10.9	51	45-0	35	31	51	512/26.9
Plum, K	19-19	675:51	121 - 293	41.3	61-163	37.4	57 - 69	82.6	5	38	43/2.3	91	51-0	16	40	1	360/18.9
Young, J	18-18	604:04	115 - 261	44.1	39-113	34.5	68 - 80	85.0	17	69	86/4.8	104	41-0	15	43	5	337/18.7
Hayes, T	12-2	259:16	32 - 73	43.8	9-31	29.0	24 - 31	77.4	6	28	34/2.8	23	31-0	8	13	3	97/8.1
Gray, C	7-5	155:17	16 - 43	37.2	5-17	29.4	13 - 16	81.3	2	20	22/3.1	32	8-0	3	15	4	50/7.1
Clark, A	19-12	501:11	44 - 87	50.6	25-60	41.7	15 - 17	88.2	12	64	76/4.0	36	59-0	19	38	2	128/6.7
Martin, K	18-1	278:56	21 - 59	35.6	16-41	39.0	6 - 6	100	5	33	38/2.1	20	21-0	3	12	4	64/3.6
Gustafson, M	19-0	157:38	20 - 43	46.5	6-25	24.0	6 - 7	85.7	12	24	36/1.9	6	24-0	6	8	0	52/2.7
Bell, K	2-0	14:37	2 - 4	50.0	1-1	100	0 - 0	0.0	0	2	2/1.0	0	2-0	0	0	0	5/2.5
Stokes, K	19-19	413:03	16 - 43	37.2	5-23	21.7	6 - 9	66.7	19	104	123/6.5	18	42-0	10	11	24	43/2.3
Colson, S	16-0	104:22	10 - 24	41.7	6-14	42.9	5 - 5	100	0	3	3/0.2	12	9-0	4	6	0	31/1.9
Cannon, E	5-0	09:15	2 - 3	66.7	0-1	0.0	0 - 0	0.0	0	2	2/0.4	1	0-0	0	1	0	4/0.8
Carter, J	2-0	04:18	0 - 1	0.0	0-0	0.0	0 - 2	0.0	0	0	0/0.0	0	0-0	0	0	0	0/0.0
Fair, D	1-0	03:56	0 - 2	0.0	0-1	0.0	0 - 0	0.0	0	0	0/0.0	2	0-0	0	0	0	0/0.0
<b>ACES</b>	<b>19-95</b>	<b>3825:00</b>	<b>591 - 1300</b>	<b>45.5</b>	<b>181-515</b>	<b>35.1</b>	<b>320 - 382</b>	<b>83.8</b>	<b>117</b>	<b>556</b>	<b>810/42.6</b>	<b>396</b>	<b>333-0</b>	<b>119</b>	<b>233</b>	<b>94</b>	<b>1683/88.6</b>
<b>OPPONENTS</b>	<b>19-95</b>	<b>3825:00</b>	<b>577 - 1341</b>	<b>43.0</b>	<b>169-448</b>	<b>37.7</b>	<b>266 - 342</b>	<b>77.8</b>	<b>132</b>	<b>531</b>	<b>801/42.2</b>	<b>398</b>	<b>340-3</b>	<b>128</b>	<b>239</b>	<b>75</b>	<b>1589/83.6</b>

PLAYER	-----SINGLE GAME HIGHS-----							-----AVERAGE PER GAME-----							-----AVERAGE PER 48 MIN-----						
	MIN	REB	AST	STL	TO	BLK	PTS	MIN	REB	AST	STL	TO	BLK	PTS	REB	AST	STL	TO	BLK	PTS	
Wilson, A	41:28	16	5	6	3	6	36	33.9	10.9	2.7	1.84	1.6	2.68	26.9	12.9	3.2	2.18	1.9	3.17	31.8	
Plum, K	40:00	6	8	3	5	1	34	35.6	2.3	4.8	0.84	2.1	0.05	18.9	2.5	5.4	0.95	2.4	0.06	21.3	
Young, J	40:00	8	11	3	7	2	34	33.6	4.8	5.8	0.83	2.4	0.28	18.7	5.7	6.9	0.99	2.8	0.33	22.3	
Hayes, T	27:48	6	4	2	3	1	17	21.6	2.8	1.9	0.67	1.1	0.25	8.1	5.2	3.5	1.23	2.0	0.46	15.0	
Gray, C	28:41	6	7	2	4	2	22	22.2	3.1	4.6	0.43	2.1	0.57	7.1	5.7	8.2	0.77	3.9	1.03	12.9	
Clark, A	35:26	8	6	4	4	1	13	26.4	4.0	1.9	1.00	2.0	0.11	6.7	6.1	2.9	1.52	3.0	0.16	10.2	
Martin, K	32:09	7	3	2	2	2	13	15.5	2.1	1.1	0.17	0.7	0.22	3.6	5.4	2.9	0.43	1.7	0.57	9.2	
Gustafson, M	16:48	6	2	2	1	0	11	8.3	1.9	0.3	0.32	0.4	0.00	2.7	9.1	1.5	1.52	2.0	0.00	13.2	
Bell, K	07:25	1	0	0	0	0	5	7.3	1.0	0.0	0.00	0.0	0.00	2.5	5.5	0.0	0.00	0.0	0.00	13.7	
Stokes, K	27:32	12	3	2	3	6	11	21.7	6.5	0.9	0.53	0.6	1.26	2.3	11.9	1.7	0.97	1.1	2.32	4.2	
Colson, S	17:32	2	3	1	1	0	8	6.5	0.2	0.8	0.25	0.4	0.00	1.9	1.1	4.6	1.53	2.3	0.00	11.9	
Cannon, E	03:33	2	1	0	1	0	2	1.9	0.4	0.2	0.00	0.2	0.00	0.8	8.6	4.3	0.00	4.3	0.00	17.3	
Carter, J	03:25	0	0	0	0	0	0	2.1	0.0	0.0	0.00	0.0	0.00	0.0	0.0	0.0	0.00	0.0	0.00	0.0	
Fair, D	03:56	0	2	0	0	0	0	3.9	0.0	2.0	0.00	0.0	0.00	0.0	0.0	20.3	0.00	0.0	0.00	0.0	

# 2024 DALLAS WINGS (5-16)

PLAYER	GP-GS	MIN	FGM-FGA	FG%	3-POINT		FTM-FTA	FT%	--- REBOUNDS ---			AST	PF-DQ	STL	TO	BLK	PTS/AVG
					FGM-FGA	FG%			OFF	DEF	TOT/AVG						
Ogunbowale, A	20-20	770:20	154 - 419	36.8	63-181	34.8	101 - 112	90.2	16	81	97/4.9	97	58-0	55	65	3	472/23.6
Howard, N	9-8	248:16	55 - 113	48.7	5-21	23.8	37 - 51	72.5	19	43	62/6.9	25	24-0	12	24	8	152/16.9
Siegrist, M	13-11	443:10	81 - 155	52.3	9-31	29.0	19 - 24	79.2	27	27	54/4.2	16	21-0	7	10	7	190/14.6
Sims, O	5-3	156:49	25 - 51	49.0	3-10	30.0	11 - 17	64.7	6	6	12/2.4	27	8-0	12	9	2	64/12.8
McCowan, T	21-20	529:54	96 - 176	54.5	1-4	25.0	48 - 68	70.6	52	105	157/7.5	38	56-1	17	46	21	241/11.5
Billings, M	20-12	568:05	75 - 162	46.3	1-7	14.3	41 - 51	80.4	45	106	151/7.6	44	54-1	14	49	13	192/9.6
Uzun, S	21-18	572:45	52 - 144	36.1	14-59	23.7	13 - 15	86.7	6	42	48/2.3	86	42-0	25	55	9	131/6.2
Brown, K	20-1	259:18	47 - 83	56.6	0-2	0.0	12 - 18	66.7	22	37	59/3.0	21	33-0	4	25	11	106/5.3
Sheldon, J	21-8	406:33	40 - 98	40.8	19-47	40.4	7 - 8	87.5	11	27	38/1.8	38	50-0	10	27	7	106/5.0
Soares, S	17-3	160:30	9 - 30	30.0	1-9	11.1	2 - 2	100	16	28	44/2.6	10	17-0	2	12	7	21/1.2
Lopez Sénéchal	18-0	93:37	8 - 26	30.8	3-12	25.0	2 - 2	100	3	5	8/0.4	8	11-0	1	3	0	21/1.2
Bertsch, M	3-0	22:19	0 - 3	0.0	0-1	0.0	1 - 2	50.0	1	4	5/1.7	0	4-0	1	4	0	1/0.3
Brown, J	1-1	18:30	0 - 3	0.0	0-1	0.0	0 - 0	0.0	0	2	2/2.0	0	1-0	0	2	2	0/0.0
<b>WINGS</b>	<b>21</b>	<b>4250</b>	<b>642 - 1463</b>	<b>43.9</b>	<b>119-385</b>	<b>30.9</b>	<b>294 - 370</b>	<b>79.5</b>	<b>224</b>	<b>513</b>	<b>905/43.1</b>	<b>410</b>	<b>379-2</b>	<b>160</b>	<b>354</b>	<b>90</b>	<b>1697/80.8</b>
<b>OPPONENTS</b>	<b>21</b>	<b>4250</b>	<b>677 - 1465</b>	<b>46.2</b>	<b>154-445</b>	<b>34.6</b>	<b>351 - 433</b>	<b>81.1</b>	<b>196</b>	<b>489</b>	<b>862/41</b>	<b>475</b>	<b>373-0</b>	<b>187</b>	<b>300</b>	<b>92</b>	<b>1859/88.5</b>

PLAYER	-----SINGLE GAME HIGHS-----							-----AVERAGE PER GAME-----							-----AVERAGE PER 48 MIN-----						
	MIN	REB	AST	STL	TO	BLK	PTS	MIN	REB	AST	STL	TO	BLK	PTS	REB	AST	STL	TO	BLK	PTS	
Ogunbowale, A	50:00	7	10	6	10	1	40	38.5	4.9	4.9	2.75	3.3	0.15	23.6	5.0	5.0	2.86	3.4	0.16	24.5	
Howard, N	36:20	13	5	3	5	2	36	27.6	6.9	2.8	1.33	2.7	0.89	16.9	10.0	4.0	1.93	3.9	1.29	24.5	
Siegrist, M	47:35	9	4	2	2	3	22	34.1	4.2	1.2	0.54	0.8	0.54	14.6	4.9	1.4	0.63	0.9	0.63	17.1	
Sims, O	38:51	5	7	5	3	1	18	31.4	2.4	5.4	2.40	1.8	0.40	12.8	3.1	6.9	3.06	2.3	0.51	16.3	
McCowan, T	36:30	15	5	2	6	3	21	25.2	7.5	1.8	0.81	2.2	1.00	11.5	11.9	2.9	1.28	3.5	1.59	18.2	
Billings, M	47:16	15	9	2	6	4	20	28.4	7.6	2.2	0.70	2.5	0.65	9.6	10.6	3.1	0.99	3.5	0.92	13.5	
Uzun, S	35:41	5	8	3	7	3	17	27.3	2.3	4.1	1.19	2.6	0.43	6.2	3.4	6.0	1.75	3.8	0.63	9.1	
Brown, K	22:55	9	3	1	5	2	13	13.0	3.0	1.1	0.20	1.3	0.55	5.3	9.1	3.2	0.62	3.9	1.70	16.4	
Sheldon, J	36:29	6	4	2	4	2	17	19.4	1.8	1.8	0.48	1.3	0.33	5.0	3.7	3.7	0.98	2.7	0.69	10.4	
Soares, S	32:15	9	4	1	3	4	4	9.4	2.6	0.6	0.12	0.7	0.41	1.2	11.0	2.5	0.50	3.0	1.74	5.2	
Lopez Sénéchal, L	17:59	2	2	1	1	0	7	5.2	0.4	0.4	0.06	0.2	0.00	1.2	3.4	3.4	0.43	1.3	0.00	9.0	
Bertsch, M	09:28	3	0	1	2	0	1	7.4	1.7	0.0	0.33	1.3	0.00	0.3	9.0	0.0	1.79	7.2	0.00	1.8	
Brown, J	18:30	2	0	0	2	2	0	18.5	2.0	0.0	0.00	2.0	2.00	0.0	4.3	0.0	0.00	4.3	4.32	0.0	

# LAS VEGAS ACES | MEDIA CHEAT SHEET



**KIERSTAN BELL**  
Guard | 6-1 | 176  
FGCU | 3rd Year



**ALYSHA CLARK**  
Forward | 5-11 | 167  
Middle Tennessee | 12th Year



**SYDNEY COLSON**  
Guard | 5-8 | 140  
Texas A&M | 10th Year



**CHELSEA GRAY**  
Guard | 5-11 | 170  
Duke | 10th Year



**MEGAN GUSTAFSON**  
C | 6-4 | 195  
Iowa | 6th Year



**TIFFANY HAYES**  
G | 5-10 | 155  
Connecticut | 12th Year



**KATE MARTIN**  
Guard | 6-0 | 172  
Iowa | Rookie



**KELSEY PLUM**  
Guard | 5-8 | 145  
Washington | 7th Year



**KIAH STOKES**  
Center | 6-3 | 191  
Connecticut | 9th Year



**A'JA WILSON**  
Center | 6-4 | 195  
South Carolina | 7th Year



**JACKIE YOUNG**  
Guard | 6-0 | 165  
Notre Dame | 6th Year



**BECKY HAMMON**  
Head Coach



**NATALIE NAKASE**  
First Assistant Coach



**TYLER MARSH**  
Assistant Coach/Head of  
Player Development



**CHARLENE THOMAS-  
SWINSON**  
Assistant Coach



**CIARA BURGI**  
Director of Health and  
Performance



**JERRICA THOMAS**  
Lead Rehabilitation  
Specialist



**JEREMIAH WELCH**  
Performance Coach



**BRYSON CREER**  
Lead Athletic Trainer

## PRONUNCIATION GUIDE

- 1 Kierstan Bell
- 7 Alysha Clark
- 17 Megan Gustafson
- 41 Kiah Stokes
- 22 A'ja Wilson

Ciara Burgi  
Natalie Nakase

## PRO-NUN-C-A-SHUN GUYD

KEER-stin  
uh-LEE-sha  
GUST-uff-sun  
KEE-uh  
A-zhuh (like the continent, Asia)

c-AIR-uh BURR-ghee (like the Sierra mountains)  
nuh-KAH-say