



LAS VEGAS ACES (10-6) vs. INDIANA FEVER (8-12)

Tuesday, July 2, 2024 | Michelob ULTRA Arena | Las Vegas, NV

6:30 am PT | TV: ESPN | Radio: ESPN 100.9 FM & 1100 AM

Game No. 17 | Home Game No. 10



SCHEDULE & RESULTS

Date	Opponent	TV	PT
May (4-2)			
14	Phoenix	W	89-80
18	Los Angeles	W	89-82
21	Phoenix	L	88-98
25	Indiana	W	99-80
29	@ Minnesota	W	80-66
31	@ Atlanta	L	74-78

June (5-4)			
5	@ Dallas (CC)	W	95-81
7	Seattle (CC)	L	65-78
9	@ Los Angeles (CC)	L	92-96
11	Minnesota (CC)	L	86-100
13	@ Phoenix (CC)	W	103-99
15	New York	L	90-82
19	Seattle	W	94-83
21	Connecticut	W	85-74
27	@ Chicago	W	95-83
29	@ Washington	W	88-77

July (0-0)			
2	\$ Indiana	ESPN	6:30 pm
4	Washington	Prime	7 pm
5	@ Los Angeles	ION	7 pm
7	Dallas	ESPN	12:30 pm
10	@ Seattle		12 pm
12	@ Atlanta	ION	4:30 pm
14	@ Washington	CBSSN	12 pm
16	Chicago	Prime	7 pm
19-20 All-Star Weekend (Phoenix) Olympic Break			

August (0-0)			
17	New York	CBS	1 pm
18	Los Angeles	NBA TV	12:30 pm
21	Minnesota	ESPN	6 pm
23	@ Minnesota	ION	6:30 pm
25	@ Chicago	CBS	9 am
27	@ Dallas	NBA TV	5 pm
30	Atlanta	ION	7 pm

September (0-0)			
1	@ Phoenix		6 pm
3	\$ Chicago	NBA TV	7 pm
6	@ Connecticut	ION	4:30 pm
8	@ New York	ESPN	1 pm
11	@ Indiana	NBA TV	4 pm
13	@ Indiana	ION	4:30 pm
15	Connecticut	CBSSN	3 pm
17	@ Seattle	NBA TV	7 pm
19	Dallas		6 pm

\$ T-Mobile Arena

GAME STATUS UPDATES






Kierstan Bell, out, lower right leg

ACES MEDIA RELATIONS CONTACTS

John Maxwell, Vice President
JMaxwell@LasVegasAces.com
951-203-3208

Caroline Williams, Asst. Director
CWilliams@LasVegasAces.com
725-289-8896

HOLE CARDS

0		JACKIE YOUNG G • 6-0 • 6th Year • Notre Dame '19 PPG RPG APG SPG FG% 3P% FT% MIN 2024 18.9 4.7 5.4 0.9 .440 .344 .855 33.5 Career 13.4 4.0 3.9 1.1 .471 .398 .849 29.6 2024 HIGHS: PTS (34), REB (8), AST (11), STL (3), BLK (2), FGM (11), 3PM (7), FTM (9)	♦ 2x WNBA Champion ♦ 3x All-Star ♦ 2022 Most Improved ♦ 2023 All-WNBA 2nd ♦ 2019 All-Rookie ♦ 2020 Olympic gold (3x3)
10		KELSEY PLUM G • 5-8 • 7th Year • Washington '17 PPG RPG APG SPG FG% 3P% FT% MPG 2024 17.3 2.0 5.1 0.8 .381 .331 .800 35.8 Career 13.9 2.4 4.1 0.9 .429 .389 .878 28.4 2024 HIGHS: PTS (27), REB (5), AST (8), STL (3), BLK (1), FGM (9), 3PM (7), FTM (6)	♦ 2x WNBA Champion ♦ 2022 All-WNBA 1st ♦ 3x All-Star, 2022 MVP ♦ 2021 6th POY ♦ 2020 Olympic gold (3x3) ♦ 2x World Cup gold
22		A'JA WILSON C • 6-4 • 7th Year • South Carolina '18 PPG RPG APG BPG FG% 3P% FT% MPG 2024 26.9 11.1 2.7 2.3 .511 .381 .852 33.7 Career 20.4 8.9 2.2 1.9 .493 .363 .812 30.8 2024 HIGHS: PTS (36), REB (16), AST (5), STL (6), BLK (6), FGM (15), 3PM (2), FTM (13)	♦ 2x WNBA Champion ♦ 2x M'VP ♦ 2023 Finals M'VP ♦ 2x DPOY ♦ 6x All-Star ♦ 4x All-WNBA ♦ 2018 ROY & All-Rookie ♦ 2020 Olympic gold ♦ 2x World Cup gold ♦ 2022 World Cup M'VP
41		KIAH STOKES C • 6-3 • 9th Year • Connecticut '15 PPG RPG APG BPG FG% 3P% FT% MPG 2024 2.4 6.3 1.1 1.3 .350 .227 .667 21.9 Career 3.9 5.9 0.8 1.1 .499 .221 .677 20.4 2024 HIGHS: PTS (11), REB (12), AST (3), STL (2), BLK (6), FGM (4), 3PM (3), FTM (2)	♦ 2x WNBA Champion ♦ 2015 All-Defensive 2nd ♦ 2015 All-Rookie
12		CHELSEA GRAY G • 5-11 • 10th Year • Duke '14 PPG RPG APG SPG FG% 3P% FT% MPG 2024 8.8 4.0 4.3 0.0 .545 .429 .727 21.5 Career 12.3 3.2 5.0 1.1 .466 .386 .866 28.0 2024 HIGHS: PTS (22), REB (6), AST (7), STL (0), BLK (2), FGM (8), 3PM (3), FTM (3)	♦ 3x WNBA Champion ♦ 2022 Finals MVP ♦ 6x All-Star ♦ 3x All-WNBA ♦ 2020 Olympic gold ♦ 2022 World Cup gold

THE TURN

NO	NAME	POS	HGT	YR	G	MIN	PTS	REB	AST	FG%	3P%	FT%
1	Kierstan Bell	F	6-1	3rd	1	7.0	0.0	1.0	0.0	---	---	---
7	Alysha Clark	F	5-11	12th	16	27.6	7.4	3.9	1.7	.519	.431	.818
51	Sydney Colson	G	5-8	10th	13	7.1	2.2	0.2	0.7	.450	.417	1.000
17	Megan Gustafson	C	6-4	6th	16	8.4	2.6	1.8	0.2	.405	.217	.857
15	Tiffany Hayes	G	5-10	12th	10	22.3	8.9	3.0	1.9	.433	.310	.759
20	Kate Martin	G	6-0	R	15	15.7	3.9	2.2	1.1	.358	.378	1.000

SERIES HISTORY (REG SEASON & PLAYOFFS)

Overall: Aces lead 35-19

At Home: Aces lead 18-10

On the Road: Aces lead 17-9

Current streak: Aces won the last 12

Becky Hammon vs. Indiana: 7-0

Last 10: Aces lead 10-0.

Last Meeting: The Aces and Fever met for the first time this season, a 99-80 Las Vegas victory at home in Michelob ULTRA Arena. A'ja Wilson recorded her fourth consecutive 20-plus point, 10-plus rebound game of the season to lead the Aces to victory.

NEXT UP

The Aces remain at home for a July 4 meeting with the Washington Mystics at Michelob ULTRA Arena. Those two teams just played one another for the first time this season on June 29 with the Aces picking up an 88-77 come-from-behind victory thanks to 26 points from Jackie Young, 22 from Chelsea Gray and 17 from Tiffany Hayes.

PENDING MILESTONS & RECORDS

- 800 Assists: Tiffany Hayes (793 +7)
- 3,000 Points: Kelsey Plum (2,968 +32)
- 1,000 Points: Kiah Stokes (997 +3)
- 200 Steals: Jackie Young (191 +9)

CONGRATULATIONS!

If you are reading this, it means that you have made the wise decision to cover a WNBA game featuring the defending WNBA Champion Las Vegas Aces. Odds are, you a member of one of the most prestigious media outlets in the nation, and a talented print, radio or television personality.

Regardless of how these Game Notes came into your possession, welcome to year 7 of the Las Vegas Aces—our first as the two-time defending WNBA Champs.

These Game Notes are designed to simplify your coverage of the Aces, but in a society that now likes to communicate in 140 ~~280~~ characters or less and 30-second Tik Tok videos, even a modest-sized set of Game Notes like this one can be intimidating.

Over the rest of this page, we will walk you through the complexities of this document to further enhance your ability to cover the most entertaining team in the WNBA.

Before we begin, we want you to know that we've gone interactive with notes again this year. Embedded links will take you to the interweb page that contains more information on each note or tidbit of information. [Click through to your heart's content!](#)

So let's get started. These notes are divided into 3 primary sections: Season Notes, Individual Player Profiles and Statistics.

Statistics

Let's take these items in reverse order. If all you need are our season statistics, just flip to the end of these notes. Both teams' stats are always located on the second to last page.

There is also a separate statistical packet in a different document with more detailed information about both teams.

What about box scores? Some folks like to see the box score from the previous games in Game Notes, while some folks like to peruse all of that season's box scores. Some like to see the box scores from previous meetings between the two teams playing today.

Given all these possibilities, with the exception of 2024 games between the two teams playing today, we have decided not to include any box scores ~~because we are lazy~~ in an effort to rid the planet of unnecessary paper waste. All WNBA box scores (PDFs) are located online and can be [downloaded here](#).

Additional Notes

Notes you've seen plenty of times, are still important, but not enough to take up prime real estate in the front of the game notes.

Individual Player Profiles

Each player on the roster has at least one page of info in this doc.

Included in these are ...

- Notes from the 2024 season
- Career highlights
- Streaks that paint a statistical picture of the player's most recent efforts.
- Single-season and career highs.
- Career Stats
- Links to a more robust bio online

Additional information is available on each player's online biography, linked from various spots in the notes, including the front page, but these should give you what you need to cover the game.

Season Notes

This area is divided into 3 primary sections.

As the season progresses, the first notes will be super-specific to this year's team and players, and should tell the story of the season, essentially answering the question, "Why do the Aces have the record they have?"

TABLE OF CONTENTS

1	Schedule/Results, Media Relations Contacts, Quick Hits
2	Welcome!
3	Aces Roster & Pronunciation Guide
4-5Aces History vs Today's Opponent
6-20Season Notes Notes
21-22Head Coach Becky Hammon
23-35Aces Player Bios
36Aces Game-by-Game Team Statistics
37Aces & Mercury Cumulative Statistics
OBCMedia Cheat Sheet Roster

The second section contains interesting milestones or tidbits about this year's team or individuals.

The third section includes information from recent seasons that might (in theory) still have relevance to this year's team.

Today's Opponent

These pages let you know how the Aces have performed historically against today's opponent.

Frequently Asked Question

"I have found several typos in this document. Would you like to know about them?"

Yes, we would, but you should know that there are many people in the world who are not happy unless they find fault in the work of others. In an effort to boost their self-confidence, we have intentionally sprinkled several typos in this document to assist them, so we may already be aware of the typos of which you speak.

Epilogue

If you have any additional questions, please don't hesitate to reach out to the Aces Media Relations duo listed on Page 1.

Thanks again for your interest in covering the Las Vegas Aces.

Your dedicated media relations team,

Giggly and Caroline

LOCAL WATCH PARTIES

The Aces will feature on 21 local broadcasts this season--FOX5 KVVU will carry a five-game slate of Aces games, and SSSN will broadcast 21 games, including the five being carried by FOX5. SSSN is available over the air on digital channel 5.2, cable channel 125, YouTube TV and FubuTV.

May 21	Phoenix	7:00 pm PT	SSSEN
May 25	Indiana	6:00 pm PT	SSSEN
May 29	@ Minnesota	5:00 pm PT	FOX5/SSSEN
June 5	@ Dallas (CC)	5:00 pm PT	FOX5/SSSEN
June 9	@ Los Angeles (CC)	6:00 pm PT	SSSEN
June 11	Minnesota (CC)	7:00 pm PT	SSSEN
June 13	@ Phoenix (CC)	7:00 pm PT	SSSEN
June 19	Seattle	7:00 pm PT	SSSEN
June 27	@ Chicago	4:00 pm PT	SSSEN
June 29	@ Washington	11:00 am PT	SSSEN
July 4	Washington	7:00 pm PT	SSSEN
July 10	@ Seattle	12:00 pm PT	SSSEN
July 14	@ Washington	12:00 pm PT	SSSEN
July 16	Chicago	7:00 pm PT	SSSEN
Aug. 18	Los Angeles	3:00 pm PT	FOX5/SSSEN
Aug. 27	@ Dallas	5:00 pm PT	FOX5/SSSEN
Sept. 1	@ Phoenix	1:00 pm PT	SSSEN
Sept. 3	\$ Chicago	7:00 pm PT	SSSEN
Sept. 11	@ Indiana	4:00 pm PT	FOX5/SSSEN
Sept. 15	Connecticut	3:00 pm PT	SSSEN
Sept. 17	@ Seattle	7:00 pm PT	SSSEN
Sept. 19	Dallas	6:00 pm PT	SSSEN

\$ Played at T-Mobile Arena

2024 LAS VEGAS ACES • ALPHABETICAL ROSTER

NO	NAME	POS	HGT	WGT	DOB	YEAR	COLLEGE/COUNTRY	HOMETOWN
1	Kierstan Bell	F	6-1	176	03/16/2000	3rd	Florida Gulf Coast	Alliance, OH
7	Alysha Clark	F	5-11	167	07/07/1987	12th	Middle Tennessee	Mount Juliet, TN
51	Sydney Colson	G	5-8	140	08/06/1989	10th	Texas A&M	Houston, TX
12	Chelsea Gray	G	5-11	170	10/08/1992	10th	Duke	Manteca, CA
17	Megan Gustafson	C	6-4	195	12/13/1996	6th	Iowa	Port Wing, WI
15	Tiffany Hayes	G	5-10	155	08/20/1989	12th	Connecticut	Winter Haven, FL
20	Kate Martin	G	6-0	172	06/05/2000	R	Iowa	Edwardsville, IL
10	Kelsey Plum	G	5-8	145	08/24/1994	7th	Washington	San Diego, CA
41	Kiah Stokes	C	6-3	191	03/30/1993	9th	Connecticut	Cedar Rapids, IA
22	A'ja Wilson	C	6-4	195	08/08/1996	7th	South Carolina	Hopkins, SC
0	Jackie Young	G	6-0	165	09/16/1997	6th	Notre Dame	Princeton, IN

2024 LAS VEGAS ACES • NUMERICAL ROSTER

NO	NAME	POS	HGT	WGT	DOB	YEAR	COLLEGE/COUNTRY	HOMETOWN
0	Jackie Young	G	6-0	165	09/16/1997	6th	Notre Dame	Princeton, IN
1	Kierstan Bell	F	6-1	176	03/16/2000	3rd	Florida Gulf Coast	Alliance, OH
7	Alysha Clark	F	5-11	167	07/07/1987	12th	Middle Tennessee	Mount Juliet, TN
10	Kelsey Plum	G	5-8	145	08/24/1994	7th	Washington	San Diego, CA
12	Chelsea Gray	G	5-11	170	10/08/1992	10th	Duke	Manteca, CA
15	Tiffany Hayes	G	5-10	155	08/20/1989	12th	Connecticut	Winter Haven, FL
17	Megan Gustafson	C	6-4	195	12/13/1996	6th	Iowa	Port Wing, WI
20	Kate Martin	G	6-0	172	06/05/2000	R	Iowa	Edwardsville, IL
22	A'ja Wilson	C	6-4	195	08/08/1996	7th	South Carolina	Hopkins, SC
41	Kiah Stokes	C	6-3	191	03/30/1993	9th	Connecticut	Cedar Rapids, IA
51	Sydney Colson	G	5-8	140	08/06/1989	10th	Texas A&M	Houston, TX

Head Coach	Becky Hammon
First Assistant Coach	Natalie Nakase
Asst. Coach/Head of Player Development	Tyler Marsh
Assistant Coach	Charlene Thomas-Swinson
Medical Director	Laura Ramus
Director of Health and Performance	Ciara Burgi
Lead Rehabilitation Specialist	Jerrica Thomas
Performance Coach	Jeremiah Welch
Lead Athletic Trainer	Bryson Creer

PRONUNCIATION GUIDE

1	Kierstan Bell	KEER-stin
7	Alysha Clark	uh-LEE-sha
17	Megan Gustafson	GUST-uff-sun
41	Kiah Stokes	KEE-uh
22	A'ja Wilson	A-zhuh (like the continent, Asia)

Ciara Burgi	c-AIR-uh BURR-ghee (like the Sierra mountains)
Natalie Nakase	nuh-KAH-say

ACES VS FEVER ALL-TIME RESULTS



Regular Season History

Overall 35-19
Home 18-10
Road 17-9
Overtime 4-0

Playoff History

Overall 0-0
Home 0-0
Road 0-0
Overtime 0-0
Series 0-0

Streaks (incl playoffs)

Overall W 12
Home W 11
Road W 5
Overtime W 4

Date	H/A	Opponent	W/L	LV	IND
July 29, 2000		Indiana	W 1	79	71
July 18, 2001	@	Indiana	W 2	61	57
Aug. 4, 2001		Indiana	W 3	65	54
June 18, 2002		Indiana	W 4	79	71
July 10, 2002	@	Indiana	W 5	82	69
July 23, 2003	@	Indiana	L 1	47	81
June 1, 2004		Indiana	L 2	60	79
Sept. 10, 2004	@	Indiana	W 1	82	65
July 21, 2005	@	Indiana	L 1	53	66
Aug. 11, 2005		Indiana	L 2	50	57
May 23, 2006		Indiana	L 3	53	62
Aug. 5, 2006	@	Indiana	L 4	70	76
July 24, 2007	@	Indiana	W 1 (OT)	71	63
Aug. 17, 2007		Indiana	L 1	55	59
June 11, 2008		Indiana	W 1	64	53
June 15, 2008	@	Indiana	W 2	70	60
July 23, 2009		Indiana	W 3	84	65
Aug. 27, 2009	@	Indiana	L 1	66	77
June 3, 2010	@	Indiana	L 2	57	79
Aug. 20, 2010		Indiana	W 1	75	61
Aug. 9, 2011	@	Indiana	L 1	68	81
Aug. 16, 2011		Indiana	L 2	63	65
July 5, 2012	@	Indiana	W 1	88	72
Sept. 7, 2012		Indiana	L 1	78	82
May 24, 2013		Indiana	L 2	64	79
Aug. 21, 2013	@	Indiana	L 3	63	80
July 4, 2014	@	Indiana	W 1	71	70
July 26, 2014		Indiana	L 1	68	75

Date	H/A	Opponent	W/L	LV	IND
July 10, 2015	@	Indiana	L 2	76	83
July 21, 2015		Indiana	W 1	80	62
June 17, 2016		Indiana	L 1	75	84
July 1, 2016	@	Indiana	W 1 (OT)	87	85
Sept. 6, 2016		Indiana	L 1	69	71
July 12, 2017	@	Indiana	W 1	79	72
July 20, 2017		Indiana	W 2	85	61
Sept. 2, 2017	@	Indiana	W 3	75	71
June 12, 2018	@	Indiana	W 4 (OT)	101	92
July 22, 2018		Indiana	W 5	88	74
Aug. 11, 2018		Indiana	W 6	92	74
June 29, 2019		Indiana	W 7 (OT)	102	97
July 10, 2019	@	Indiana	W 8	74	71
Aug. 27, 2019	@	Indiana	L 1	71	86
Aug. 11, 2020	@	Indiana	W 1	98	79
Sept. 8, 2020		Indiana	W 2	92	86
May 28, 2021		Indiana	W 3	113	77
May 30, 2021		Indiana	W 4	101	78
Aug. 28, 2021	@	Indiana	W 5	87	71
July 21, 2022		Indiana	W 6	90	77
July 29, 2022	@	Indiana	W 7	93	72
July 31, 2022	@	Indiana	W 8	94	69
June 4, 2023	@	Indiana	W 9	84	80
June 24, 2023		Indiana	W 10	101	88
June 26, 2023		Indiana	W 11	88	80
May 25, 2024		Indiana	W 12	99	80
July 2, 2024		Indiana			
Aug. 11, 2024	@	Indiana			
Aug. 13, 2024	@	Indiana			

Aces vs. Fever Game Notes | July 2, 2024 @ Las Vegas



TWO-TIME WORLD CHAMPION LAS VEGAS ACES GAME NOTES (STATS & RANKINGS THROUGH 6/30/2024)

FEELING RANK (2024, TOP 30)

	PPG	RPG	APG	SPG	BPG	MPG	FG%	3P%	FT%
Alysha Clark	---	---	---	30th	---	---	8th	9th	---
Kate Martin	---	---	---	---	---	---	---	19th	---
Kelsey Plum	11th	---	9th	---	---	2nd	---	---	27th
Kiah Stokes	---	16th	---	---	9th	---	---	---	---
A'ja Wilson	1st	2nd	---	6th	2nd	11th	10th	---	15th
Jackie Young	7th	29th	7th	---	---	13th	29th	27th	14th
Aces Team	1st	7th	6th	11th	4th	7th(tie)	3rd	5th	3rd

A-27

A'ja Wilson not only leads the WNBA in scoring average, she is threatening to break the WNBA record for scoring average in a season.

Player	Year	Team	PPG
1. A'ja Wilson	2024	Las Vegas	26.9
2. Diana Taurasi	2006	Phoenix	25.3
3. Jewell Loyd	2023	Seattle	24.7

CALCIUM EFFICIENT

A'ja Wilson had her record for consecutive games scoring 20 or more points snapped at 20 when Washington held her to 11 points on June 29.

WNBA Record 20-Point Game Streaks

Rk	Player	Games	Streak Start	End
1.	A'ja Wilson	20	Aug. 28, 2023	June 27, 2024
2.	Diana Taurasi	13	July 22, 2006	May 19, 2007
3.	Breanna Stewart	12	June 29, 2017	Aug. 5, 2017
	Arike Ogunbowale	12	Sept. 10, 2023	June 13, 2024

CAROM CHALLENGE

A'ja Wilson is challenging the league record for defensive rebounds per game, averaging 8.813 per contest. Candace Parker holds the record for defensive boards per game at 8.938 in 2015 with the Sparks.

Player	Year	Team	DRPG	DRebs	Gms
1. Candace Parker	2015	Los Angeles	8.938	143	16
2. C. Holdsclaw	2002	Washington	8.900	178	20
3. A'ja Wilson	2024	Las Vegas	8.813	141	16
4. Jonquel Jones	2021	Connecticut	8.741	236	27
5. Dearica Hamby	2024	Los Angeles	8.722	157	18

WHAT A DIFFERENCE A GRAY MAKES

Chelsea Gray missed the first 12 games of the season, during which time the Aces posted a 6-6 record. Since her return, the Aces are 4-0.

	W	L	FG%	3P%	REB	AST	OER	DER	OPP	3PM
W/ Gray	4	0	.502	.340	35.0	20.3	111.0	97.8	6.3	
W/out	6	6	.428	.291	34.7	19.7	105.4	104.2	9.8	

MOVIN' ON UP

The Aces finished among the top 3 teams in the league for shooting percentage over the past 4 seasons, including an all-time league third-best 48.6% last season.

However, the Aces struggled to find the bottom of the net to start the season, making just 41.8% of their attempts and ranked 7th in the league over their first 9 games. Over their past 7 games, the Aces have made 48.3% of their shots from the field, and now rank 3rd in the W in that category at 44.5%.

Field Goal Percentage

	2018	2019	2020	2021	2022	2023	2024
Las Vegas	.442	.427	.476	.472	.460	.486	.445
Rank	8th	5th	3rd	1st	3rd	1st	3rd

GOOD GAUD!

When Chelsea Gray checked into the June 19 game against Seattle it was her first game played since October 15, 2023, when she injured her left foot in Game 3 of the 2023 WNBA Finals.

She handed out her first assist of the 2024 season 20 seconds later on an Alysha Clark triple for her 1,500th career assist. She now ranks 9th on the WNBA's career assist chart.

Gray also became the 7th player in WNBA history with at least 3,500 points and 1,500 assists, and was the third-fastest to accomplish the feat, doing so in 299 games (Sue Bird, 279; Lindsay Whalen, 294).

MINUTE BY MINUTE

Since the franchise moved to Las Vegas, only one Aces player has logged an average of more than 33 minutes per game (Jackie Young, 33:13 mpg, 2022), although it used to happen with some degree of regularity.

In 2024, however, three Aces are logging at least 33 minutes a game: Kelsey Plum (35:50), whose average ranks second in the W, A'ja Wilson (33:43) and Jackie Young (33:27).

RECORD WATCH

A'ja Wilson continues to close in on the franchise record for most points in a career. At her current pace, she will pass Sophia Young-Malcolm before the Olympic break.

Rk	Player	Franchise Points	Franchise Seasons
1.	Sophia Young-Malcolm	4,300	9
2.	A'ja Wilson	4,192	6+
3.	Becky Hammon	3,474	7+



GONE STREAKING ...

Kierstan Bell—Has not played since the first game of the season (lower right leg).

Jessika Carter—Signed with Las Vegas on June 16 and saw her first action on June 19 vs. Seattle.

Alysha Clark—Had her streak of making at least 1 3-pointer in 13 straight games (25 for 50, .500) snapped when she went 0 for 2 at Chicago on June 27 ... Did not score at Chicago on June 27 after scoring 34 points over her previous 3 games (11.3 ppg), reaching double figures in scoring in each game ... Went 0 for 2 from the field at Chicago on June 27 after making 17 of her previous 26 shots from the field (.654) ... Had 30 turnovers through 11 games of 2024, but has just 1 turnover in her last 4 games.

Sydney Colson—Has played 4:18, had 1 DNP and not scored in the team's last 3 games after scoring 20 points in nearly 41 minutes over her previous 3 games.

Chelsea Gray—Missed the first 12 games of the season due to injury (lower left leg) ... Saw her first action of the year vs. Seattle on June 19 and recorded 7 assists in 15:30 ... Scored 8 points on 3 of 5 shooting from the field at Chicago on June 27 after going 1 for 8 from the field and scoring 5 points in her first 2 games.

Megan Gustafson—Scored 11 points vs. Minnesota on June 11, but has scored just 5 points in her 5 games since ... Went 4 for 4 from the free throw line over the first 2 games of the season, but is just 2 for 3 since.

Tiffany Hayes—Had her streak of recording at least 1 steal in 7 straight games snapped vs. Connecticut on June 21 ... Is 7 for 25 from 3-point range this season after finishing the 2023 postseason by making 10 of her last 18 from distance ... Is 2 for 4 from the free throw line over her past 4 games after going 15 for 19 over her first 5 games of the year ... Has made 8 of her last 17 shots from the field after making 12 of her previous 35 shots over 5 games.

Kate Martin—Picked up the first start of her career at Los Angeles on June 9 ... Has made 7 of her last 16 3-pointers after missing her previous 5 attempts ... Has made 5 of her last 16 field goal attempts over 6 games after making 5 or 7 from the field at LA on June 9.

Kelsey Plum—Has scored in double figures in 19 consecutive regular season games dating back to 2023, which is the 5th-longest active streak in the W ... Has made at least 2 3-pointers in each of her last 17 regular season games, which is the longest active streak in the league, and tied for 2nd all-time ... Has made 10 of her last 26 3-pointers (.385) after making 22 of her previous 75 (.293) ... Is the only player in the league to have logged at least 31 minutes in each of their team's games this season ... Has made 26 of her last 50 shots from the field (52.0 FG%) after making 35.4 percent of her shots over her first 11 games.

Kiah Stokes—Has made 6 of her last 10 shots from the field after making 1 of her previous 19 ... After starting the season by making 4 of her first 5 3-pointers, has missed 14 of her last 15 attempts ... Blocked a season-high 6 shots at Chicago on June 27 after blocking 2 shots over her previous 6 games.

A'ja Wilson—Has scored at least 20 points in a WNBA-record 20 straight regular season games (28.3 ppg) ... Scored at least 28 points in a WNBA-record 8 straight regular season games from May 25-June 13 (30.3 ppg) ... Has scored in double figures in 28 straight regular season games which is the 2nd-longest active streak in the WNBA ... Has made at least 8 field goals in 20 straight regular season games which is a WNBA record ... Has made at least 9 field goals in 7 straight games which ties the WNBA record originally set by Candice Dupree in 2010 ... Has made 55.7% of her field goal attempts over the last 6 games (68 of 122) ... Has taken 20 3-pointers over the first 14 games of the season after taking just 2 during the Aces 9-game playoff run in 2023 ... Earlier in the year, set the WNBA record for most consecutive games making at least 10 field goals with 6 straight.

Jackie Young—Recorded 9 steals in the first 4 games of the season, but has recorded 4 over the past 10 games ... Went 3 for 5 from 3-point range at Chicago on June 27 after making 4 of her previous 18.

Aces—Held Seattle to 83 points on June 19, Connecticut to 74 on June 21, and Chicago to 83 on June 27 after allowing 4 straight opponents to score 90 or more points ... Have scored 92 or more points in 5 of their last 9 games after doing so just once in the first 6 games of the year ... Have won 4 of their last 5 games after dropping 3 their previous 3 ... Each of their victories in their current 3-game winning streak have been by double figures.

RAREFIED AIR

A'ja Wilson has recorded 73 games of 20+ points and 10+ rebounds (regular season and playoffs combined), which is the 5th most in WNBA history.

Player	20P/10R Dub-Dubs	Career Games	% of Games
1. Tina Charles	101	429	23.5
2. Candace Parker	83	476	17.4
3. Sylvia Fowles	82	449	18.3
4. Lisa Leslie	77	415	18.6
5. A'ja Wilson	73	242	30.2

XXX

A'ja Wilson has scored 30 or more points in 6 games this season, and 18 times in her career. The WNBA record for most 30 point games in a season is 12 by Jewell Loyd in 2023 and Maya Moore in 2014. Wilson is tied for 11th for the most 30+ point games in WNBA history.

DOUBLE THE FUN

A'ja Wilson has tallied 85 double-doubles in her 6+ years in the league, which is tied for the 7th-most all-time in WNBA history.

Player	Dub-Dubs
1. Sylvia Fowles	193
2. Tina Charles	180
3. Lisa Leslie	157
4. Candace Parker	154
5. Nneka Ogwumike	105
6. Tamika Catchings	96
7. A'ja Wilson	85
Jonquel Jones	85



TWO-TIME WORLD CHAMPION LAS VEGAS ACES GAME NOTES (STATS & RANKINGS THROUGH 6/30/2024)

SILENT BUT DEADLY ASSASSIN

Jackie Young may be quiet off the court, but she is a deadly assassin on it. She connected on a league second-best 44.9% of her 3-pointers in 2023, and now ranks No. 2 in league history for highest 3-point percentage in a season when attempting at least 150 from distance. The record is 45.28 percent set by Maya Moore in 2013.

WNBA All-Time Single-Season 3-Point % (Minimum 150 Attempts)

Player	Year	Team	3PM	3PA	3P%
Maya Moore	2013	Minnesota	72	159	45.28
Jackie Young	2023	Las Vegas	89	198	44.95
Sabrina Ionescu	2023	New York	128	286	44.76
Sue Bird	2016	Seattle	72	162	44.44
Allie Quigley	2019	Chicago	80	181	44.20

SILENT(ER) AND DEADLIER

Since the start of the 2022 season, Jackie Young ranks 1st, Chalesea Gray 4th, and Kelsey Plum 5th in 3-point field goal percentage among players with a minimum of 100 made 3-pointers.

Player	3PM	3PA	3P%
1. Jackie Young	169	404	41.83
2. Kelsey Mitchell	217	542	40.04
3. Marine Johannes	111	278	39.93
4. Chelsea Gray	101	259	39.00
5. Kelsey Plum	253	649	38.98

M'ST 4K

A'ja Wilson scored her 4,000th career point in her 198th career game on June 9 against Los Angeles. Only three players in league history have scored 4,000 points in fewer than 200 games. Wilson, who was 27 years and 306 days old on June 9, also became the fourth-youngest to hit the 4K mark.

Player	Milestone Game
1. Breanna Stewart	196
2. Diana Taurasi	197
3. A'ja Wilson	198
4. Elena Delle Donne	199

Player	Age at 4,000th Point
1. Lauren Jackson	26 years, 77 days
2. Diana Taurasi	27 years, 86 days
3. Tina Charles	27 years, 273 days
4. A'ja Wilson	27 years, 306 days
5. Maya Moore	28 years, 25 days

20/20/20 VISION

On May 21 and 25, A'ja Wilson, Jackie Young and Kelsey Plum became the third trio in WNBA history to each score 20 or more points in back-to-back games.

Previously, Chelsea Gray, Plum and Wilson each scored 20+ on July 25 and 30, 2023; and the Mercury's DeWanna Bonner, Brittney Griner and Diana Taurasi were the first trio to do so on Aug. 12 and 17, 2018.

Date	OPP	Wilson	Young	Plum
May 21	Phoenix	21 points	23 points	27 points
May 25	Fever	29 points	22 points	20 points

LOOK AT ALL THE PEOPLE HERE TONIGHT

Over the past two seasons, the Aces have been rewriting their home attendance record books, and **made WNBA history by becoming the first team in the league to sell out 100% of their home games in a season**.

- Eight of the 9 Las Vegas home games played in 2024 list as the top 8 attendance marks ever for the Aces at Michelob ULTRA Arena.
- After seeing attendance averages hit no higher than 5,606 over their first four seasons in Las Vegas, the Aces upped their average to 9,551 fans per game in 2023, and are on pace to surpass that number in 2024 with **an average of 10,379 over their first 9 games**.
- The Aces sold out of their season-ticket memberships in early March and had 7 full sellouts by the third week in April, breaking the Las Vegas record of 6 regular season sellouts set in 2023.
- The attendance mark of **10,424** against New York on June 15 is the largest crowd ever for an Aces game at Michelob ULTRA Arena.
- The Las Vegas Aces have welcomed 10,000 or more fans at 21 home games since arriving in the Valley in 2018—3 of which came in 2022, 9 were in 2023 and 9 (and counting) in 2024.
- They listed a **franchise-high 17,406 fans at T-Mobile Arena** in their final 2023 regular season game against the Mercury on Sept. 10, eclipsing the previous regular season record of 15,657, set on Aug. 4, 1998, when the Utah Starzz played host to the Houston Comets.
- Three nights later, the Aces rewrote their playoff attendance record since arriving in Las Vegas with 12,927 fans at T-Mobile Arena for their first game of the First Round against the Sky. The franchise high for a playoff game is 16,012, set Oct. 3, 2008, when the San Antonio Stars hosted the Detroit Shock in the Finals.
- On Oct 8, 2023, against New York, the Aces welcomed the most fans ever to attend a playoff game in Michelob ULTRA Arena (10,300).
- The Aces ranked 1st in the W in attendance in 2023 with the help of 6 sold out games. The Aces also sold out 2 playoff games last season.

Top 10 Attended Games Since Moving to Las Vegas

Date	Opponent	Attendance
1. Sept. 10, 2023	Phoenix#	17,406
2. Sept. 13, 2023	Chicago*#	12,927
3. June 15, 2024	New York	10,424
4. May 14, 2024	Phoenix	10,419
5. May 25, 2024	Indiana	10,399
6. June 21, 2024	Connecticut	10,385
7. June 7, 2024	Seattle	10,380
June 19, 2024	Seattle	10,380
9. May 21, 2024	Phoenix	10,374
10. June 11, 2024	Minnesota	10,368

* Playoff Game # Played in T-Mobile Arena

BLOCK PARTY

A'ja Wilson, who ranks No. 15 on the league's all-time career blocked shots list and 4th among active players, has blocked more shots than anyone else since entering the league in 2018.

Top 3 WNBA Shot Blockers Since 2018

Name	Blocks Since 2018
1. A'ja Wilson	380
2. Brittney Griner	291
3. Elizabeth Williams	279



ALL ABOUT THAT PACE

The Aces have played at one of the fastest paces in the league since moving to Las Vegas as measured by possessions per 40 minutes.

	2018	2019	2020	2021	2022	2023	2024
Pos/40	82.4	82.3	82.6	82.5	82.2	82.2	82.1
Rank	1st	2nd	1st	1st	1st	2nd	1st

YAWN, JUST ANOTHER 20/10

Wilson started the season by recording five-straight 20-point, 10-rebound games, which broke the WNBA record of four-straight 20/10 games, previously held by Sylvia Fowles (twice), Tina Charles and Glory Johnson.

5-Straight 20/20 Games

Player	Dates	Averages
A'ja Wilson	May 14-29, 2024	26.2 ppg, 13.2 rpg

4-Straight 20/20 Games

Tina Charles	June 19-26, 2021	29.0 ppg, 12.8 rpg
Glory Johnson	Aug. 6-19, 2017	22.8 ppg, 13.3 rpg
Sylvia Fowles	Sept. 11, 2011-May 30-2012	24.3 ppg, 11.8 rpg
Sylvia Fowles	Aug. 12-23, 2011	25.3 ppg, 13.3 rpg

30 FOR 30

On June 13 against Phoenix, A'ja Wilson (32 points) and Jackie Young (34) became the second set of teammates who have each scored 32 or more points in a regulation game—and the only duo who picked up a win while doing so. Odyssey Sims (39) and Skylar Diggins-Smith (34) did so in a Tulsa 95-93 loss to San Antonio on on July 22, 2014.

RECORD-SETTING NIGHT

Las Vegas established a new franchise record for points in a quarter with 42 in the second period against Phoenix on June 13 with the help of a WNBA single-quarter record 10 made 3-pointers. They also broke the league mark for most made 3s in a quarter without a miss (10 of 10).

CENTURY MARK

The Aces scored 100 or more points in 7 games in 2021 and 2022, and upped that to a WNBA record-setting 11 times in 2023. The WNBA record for most times reaching the century mark in a season was previously 10, set by the 2010 Phoenix Mercury.

This season it took the Aces, who rank second in the W in scoring at 87.8 ppg, until their 11th game before scoring in triple digits.

TRIPLE A

A'ja Wilson established the franchise record for scoring average in a season as a rookie and now, after resetting the record in 2023, owns 4 of the top 5 season scoring averages in franchise history. She also is the only player in franchise history to average 20+ points in a season on more than one occasion, and is on pace to do so again in 2024.

Player	Year	PPG
1. A'ja Wilson	2024	26.9
2. A'ja Wilson	2023	22.8
3. A'ja Wilson	2018	20.7
4. A'ja Wilson	2020	20.5
5. Kelsey Plum	2022	20.2
6. A'ja Wilson	2022	19.5

ONE GOOD TURNOVER DESERVES ANOTHER

The Aces took care of the basketball better than anybody in the WNBA in each of the past 3 seasons, and they are leading in that category once again this season.

Aces Turnovers Per Game

	2020	2021	2022	2023	2024
Las Vegas	12.5	11.8	11.7	11.8	12.0
Rank	2nd	1st	1st	1st	1st

The Aces also ranked first 3 times since 2020 in fewest points allowed off their own miscues.

Opponents Points Off Turnovers

	2020	2021	2022	2023	2024
Las Vegas	11.8	13.3	13.0	12.8	14.0
Rank	1st	2nd	1st	1st	2nd (tie)

THAT'S OFFENSIVE

The Aces have had one of the best offenses in the W since making the move to Vegas. In 2020 they ranked 2nd in the WNBA in OER, and in each of the past 3 seasons they finished 1st, including posting a league-record 113.0 OER in 2023.

Year	OER	Rank
2018	102.0	6th
2019	99.1	5th
2020	107.3	2nd
2021	107.1	1st
2022	109.6	1st
2023	113.0	1st
2024	106.8	2nd

STARTER KIT

The Aces starters set a WNBA record in 2022 by scoring more points than any starting five in league history, recalibrated the record in 2023 and are currently ranked second in the league in 2024.

Team	Year	PPG
1. Las Vegas	2023	79.4
2. Las Vegas	2022	77.5
3. New York	2024	75.4
4. Phoenix	2007	75.1

~~~~~

|           |      |      |
|-----------|------|------|
| Las Vegas | 2024 | 73.9 |
|-----------|------|------|

### LOW ON RESERVES??

Las Vegas' bench averaged a league-record 35.0 points per game in 2020. Only 7 other teams in WNBA history averaged more than 30 points per game from their reserves.

Two years later, in the Aces' first championship season, the bench averaged a league-low 12.9 points. En route to their second championship the 2024 reserves averaged 13.5 points a game, again the fewest in the league.

The Aces bench in 2024 is scoring 13.9 points a game, which is the 3rd-lowest in the league.



## TWO-TIME WORLD CHAMPION LAS VEGAS ACES GAME NOTES (STATS & RANKINGS THROUGH 6/30/2024)

### ALL RIGHT NOW

A'ja Wilson has made a living at the free throw line, leading the league in attempts in each of her first 3 seasons in the league, while finishing 2nd in 2021 and 2023 and 3rd in 2022. Wilson is ranked 1st in the league again this year.

|       | 2018 | 2019 | 2020 | 2021 | 2022 | 2023 | 2024 |
|-------|------|------|------|------|------|------|------|
| FTA/G | 7.5  | 5.5  | 6.8  | 6.2  | 5.2  | 7.2  | 8.0  |
|       | 1st  | 1st  | 1st  | 2nd  | 3rd  | 2nd  | 1st  |

Since the start of the 2018 season, Wilson has attempted more than 300 more free throws than her nearest competitor.

| Player          | FTAs Since 2018 |
|-----------------|-----------------|
| A'ja Wilson     | 1338            |
| Breanna Stewart | 970             |
| DeWanna Bonner  | 929             |

### NOTHIN' BUT NET

The 2023 Aces posted the 3rd-best field goal percentage in WNBA history, and the 2nd-best 2-point field goal percentage.

In 2024, however, they are shooting 44.5% from the field (3rd in the league) and 51.5% of their 2-point attempts.

| Team           | Year | FG%  |
|----------------|------|------|
| 1. Chicago     | 2020 | 49.1 |
| 2. Los Angeles | 2016 | 48.7 |
| 3. Las Vegas   | 2023 | 48.6 |

| Team         | Year | 2pt FG% |
|--------------|------|---------|
| 1. Chicago   | 2020 | 55.7    |
| 2. Las Vegas | 2023 | 55.0    |
| 3. Chicago   | 2022 | 54.5    |

### BOARD ALLERGIES

Offensive Rebound Percentages had been declining for years as teams relied more and more on the 3-pointer as a weapon.

From 1997-2003, no team grabbed fewer than 30 percent of available offensive rebounds.

Last season, 9 teams finished below 30 percent, and the 2023 Aces and Mystics now list among the all-time "low 5" in that category. The current low mark this season is held by the Aces at 23.9, which is the 4th lowest in WNBA history.

| Team        | Year | OR%  |
|-------------|------|------|
| Los Angeles | 2021 | 23.3 |
| Seattle     | 2015 | 23.5 |
| Las Vegas   | 2023 | 23.7 |
| Las Vegas   | 2024 | 23.9 |
| Washington  | 2023 | 24.0 |
| New York    | 2021 | 24.1 |
| Las Vegas   | 2022 | 24.5 |

### ALL SHE DOES IS WIN

While it's still early in her WNBA coaching career, not only did Becky Hammon lead the Aces to their first championship during her inaugural season at the helm and follow that up with back-to-back titles in 2023, but she also boasts the highest winning percentage of any coach in WNBA history for those who have coached at least 50 games.

**Highest Winning %, minimum 50 games coached**

| Coach          | W   | L   | PCT  |
|----------------|-----|-----|------|
| Becky Hammon   | 70  | 22  | .761 |
| Van Chancellor | 211 | 111 | .655 |
| Carol Ross     | 58  | 32  | .644 |
| Cheryl Reeve   | 314 | 174 | .643 |
| Joe Bryant     | 40  | 24  | .625 |

### ALL SHE DOES IS WIN, WIN, WIN

When Jackie Young turned 25 on September 16, 2022, she had 87 regular season wins to her credit—one off the record for most wins prior to turning 25, held by Lynx legend Maya Moore (88).

Mwadi Mabika held the league mark for wins through her 26th birthday until Jackie Young, at 25 years, 329 days, passed Mabika on Aug. 11, 2023, and now owns the record outright with 121.

Looking ahead to Young's 27th birthday this year, Moore owns the No. 1 slot for wins before turning 27 with 137, and Young will need 7 more victories prior to September 16, 2024, to claim that record outright.

**Player Wins Before 27th Birthday**

|                 |     |
|-----------------|-----|
| 1. Maya Moore   | 137 |
| 2. Mwadi Mabika | 135 |
| 3. Jackie Young | 131 |

### PARIS BOUND (USA VERSION)

On June 11, 2024, USA Basketball named Chelsea Gray, Kelsey Plum, A'ja Wilson and Jackie Young to the Olympic Team which will represent the US in the Paris Olympics. Gray and Wilson previously earned Olympic gold in Tokyo playing the traditional five-on-five version of the game, while Plum and Young were part of the team that claimed the first Olympic 3x3 gold medal ever awarded.

### PARIS BOUND (AZERBAIJAN VERSION)

Tiffany Hayes became a naturalized Azerbaijani citizen in 2015 in order to play 3x3 hoops for the small nation at the 2015 European Games. Fast forward to 2024. Hayes recently led Azerbaijan to a berth into the 3x3 Olympic tournament, claiming gold at the first 2024 FIBA 3x3 Universality Tournament held April 12-14 in Hong Kong. Hayes was named MVP after averaging a team-high 6.5 ppg (5th best in the tournament).

### R-E, R-E-B, R-E-B-O-U-N-D, RE-BOUND

Since 2019, the Aces recorded 4 of the 5 highest defensive rebounds per game averages in WNBA history. The 2024 Aces are threatening to move into the top 5, currently listing 8th with 28.31 defensive boards a game.

| Year    | Team      | DRPG  |
|---------|-----------|-------|
| 1. 2021 | Las Vegas | 31.28 |
| 2. 2019 | Las Vegas | 29.62 |
| 3. 2020 | Las Vegas | 29.27 |
| 4. 2023 | New York  | 29.20 |
| 5. 2023 | Las Vegas | 28.68 |

Further, the Aces hold the top 2 marks for most defensive rebounds in a regulation game in WNBA history, with 44 at Seattle on May 20, 2023, and 43 at Los Angeles on July 1, 2022. Phoenix had 47 defensive boards against San Antonio on June 7, 2014, but in a double overtime contest.



## ANSWERED THE CALL

The 2023 Aces won a WNBA-record 14 games by 20 or more points and broke several other league records in the process.

| Record                      | 2023 Aces | Previous Record Holder   |
|-----------------------------|-----------|--------------------------|
| Wins by 10+ Points          | 26        | 22 (Houston, 2000)       |
| Wins by 15+ Points          | 20        | 16 (Washington, 2019)    |
| Wins by 20+ Points          | 14        | 13 (Washington, 2019)    |
| Offensive Efficiency Rating | 113.0     | 112.9 (Washington, 2019) |
| 100-Point Games             | 11        | 10 (Phoenix, 2010)       |

## QUAD LIFT

A'ja Wilson (22.8), Kelsey Plum (18.7), Jackie Young (17.6) and Chelsea Gray (15.3) finished last year as the first four teammates in WNBA history to average 15 or more points per game in the same season.

## SHOOTING OFF FIREWORKS

The Aces led the W in 2023 with 92.8 ppg, 4.8 bpg, 48.6% shooting from the field, 54.9% from 2-point, 84% from the line, a +12.6 scoring differential, a WNBA-record for offensive efficiency rating at 113.0, 97.7 defensive efficiency rating, 15.3 net rating and 1.85 assist-to-turnover ratio, and a league-low 11.8 turnovers a game. They missed out on leading in all 4 shooting percentage categories after dropping to 37.2% from 3-point range, just behind NY's 37.4%.

## WNBA 1K

On Sept. 26, 2023, against Dallas in the WNBA Semifinals, A'ja Wilson became the first player in league history to score 1,000 points in a single year when combining regular season and postseason points.

| Player              | Year | Team(s)   | Points |
|---------------------|------|-----------|--------|
| 1. A'ja Wilson      | 2023 | Las Vegas | 1126   |
| 2. Breanna Stewart  | 2023 | New York  | 1103   |
| 3. Arike Ogunbowale | 2023 | Dallas    | 947    |
| 4. Breanna Stewart  | 2018 | Seattle   | 939    |
| Jewell Loyd         | 2023 | Seattle   | 939    |

## DOUBLE SAWBUCKS

Keeping with the theme of combining regular season and playoff games, A'ja Wilson last season produced more 20+ point games in a single year than any WNBA player in history.

| Player                 | Year | Team(s)   | 20+ Pt Games |
|------------------------|------|-----------|--------------|
| 1. A'ja Wilson         | 2023 | Las Vegas | 34           |
| 2. Breanna Stewart     | 2023 | New York  | 31           |
| Breanna Stewart        | 2018 | Seattle   | 29           |
| 4. Diana Taurasi       | 2009 | Phoenix   | 28           |
| 5. Cynthia Cooper-Dyke | 1998 | Houston   | 27           |
| Angel McCoughtry       | 2010 | Atlanta   | 27           |
| Maya Moore             | 2015 | Minnesota | 27           |

## TIPPING BACK 40S

In scoring 40 points against the Lynx on July 9, 2023, Kelsey Plum not only made 77.8% (14-18 FGs) of her attempts, she set the record for the highest single-game shooting percentage when scoring 40 or more points. The previous standard of 77.3% was set by Liz Cambage when she set the WNBA single-game scoring mark of 53 points.

## Top 5 WNBA All-Time Single-Game Field Goal Pct, 40+ Points

| Player          | FGs   | FG%   | PTS | Date    | OPP     |
|-----------------|-------|-------|-----|---------|---------|
| Kelsey Plum     | 14-18 | 77.8  | 40  | 7/9/23  | Lynx    |
| Liz Cambage     | 17-22 | 77.3  | 53  | 7/17/18 | Liberty |
| Breanna Stewart | 15-21 | 71.4  | 45  | 5/21/23 | Fever   |
| Liz Cambage     | 14-20 | 70.0  | 43  | 8/17/18 | Aces    |
| Rhyne Howard    | 14-20 | 70.00 | 43  | 7/2/23  | Sparks  |

## PERFECT 10S

Against the Mystics on Aug. 11, 2023, Chelsea Gray and Kelsey Plum became just the second set of teammates in WNBA history to hand out 10 or more assists in the same game, and the first to do so in regulation time. The first set of teammates was ... well, dang ... Gray again, only this time with Odyssey Sims in 2017 in a double-overtime game with the Los Angeles Sparks.

| Player (assists)  | Player (assists)  | Team-Opp | Date           |
|-------------------|-------------------|----------|----------------|
| Chelsea Gray (10) | Kelsey Plum (10)  | LVA-WAS  | 9/11/23        |
| Chelsea Gray (10) | Odyssey Sims (10) | LAS-CHI  | 8/18/17 (2 OT) |

## TOP OF THE PECKING ORDER

Up until 2023, just 7 teams in WNBA history have boasted both the best offense and defense in the same season as measured by Offensive (OER) and Defensive Efficiency Ratings (DER)—points scored and allowed per 100 possessions—and 6 of them had won the title (\*). The Aces became the 8th to end the season ranking first for both OER and DER, and the 7th among that list to claim the W crown.

No team is leading both categories in 2024.

| Team        | Year | OER   | DER  |
|-------------|------|-------|------|
| Houston *   | 1998 | 104.1 | 86.7 |
| Houston *   | 1999 | 104.4 | 91.4 |
| Houston *   | 2000 | 109.1 | 90.8 |
| Phoenix *   | 2014 | 106.4 | 94.1 |
| Minnesota   | 2016 | 107.4 | 96.6 |
| Minnesota * | 2017 | 108.5 | 94.4 |
| Seattle *   | 2020 | 108.3 | 93.3 |
| Las Vegas*  | 2023 | 113.0 | 97.7 |

## A'JA THE LOVE BUG

A'ja Wilson poured in a WNBA record-tying 53 points in the Aces 112-100 victory over Atlanta on Aug. 22, 2023. The 53-point outburst also set a new franchise scoring standard—just 11 days after tying the previous franchise-high of 40 points set initially by Kelsey Plum on July 9.

## TESTING, TESTING, 1, 2 .... 3?

In scoring 40 points (17-25 FGs, 0-1 3PTs, 6-7 FTs) against Washington on Aug. 11, 2023, A'ja Wilson not only tied the franchise record set by Kelsey Plum earlier in the season, she also broke her own WNBA record for most points scored in a game without hitting a 3-pointer.

Wilson's 17 made field goals are the second most in a game in WNBA history (18, Lauren Jackson, Seattle at Washington, July 24, 2007) and the most in franchise history. Her 17 made 2-pointers tied Lauren Jackson's WNBA record for most made 2s in a game (Seattle vs. Los Angeles, Aug. 6, 2003).





## HEAD COACH BECKY HAMMON



Las Vegas Aces President Nikki Fargas announced on December 31, 2021, that the team hired San Antonio Spurs assistant and 6-time WNBA All-Star Becky Hammon as the team's head coach.

Hammon rewarded the Aces less than nine months later with the franchise's first WNBA Championship.

She repeated that feat in her second season, helping the Aces become the first team to claim back-to-back WNBA titles in more than 20 years.

In her first two years with the Aces, Las Vegas tallied a 60-16 (.789) mark

in the regular season, 16-3 (.842) in playoff games and also captured the 2022 Commissioner's Cup crown.

The seeds for Hammon's hiring were originally sewn when the Aces retired her jersey on September 13, 2021. That ceremony served as the culmination of the franchise's 25th anniversary alumni initiative, which saw the Aces embrace their Utah and San Antonio roots, and celebrate the players who helped build the franchise and the league from the ground up. Las Vegas owner Mark Davis spent time with Hammon and her family that week, and walked away understandably impressed.

Hammon played 16 seasons in the WNBA, including her final eight in San Antonio, where she led the franchise to its first finals appearance in 2008.

On August 5, 2014, Spurs head coach Gregg Popovich hired Hammon as a full-time assistant making her the first woman in NBA history to hold that position.

Since that time, Hammon continued to accumulate coaching 'firsts' in the NBA. On July 3, 2015, she became the first woman to serve as head coach in the NBA's Summer League where she led the Spurs to the league title.

Less than a year later, Hammon became the first woman to be part of an All-Star coaching staff, and on December 30, 2020, following Popovich's ejection in San Antonio's game against Los Angeles, Hammon took over on the bench, becoming the first woman acting head coach in the history of the NBA.

A member of the league's 15th, 20th and 25th anniversary teams, Hammon went undrafted in 1999 following her All-American career at Colorado State. She signed with New York as a free agent that same year, helping the team to WNBA Finals appearances in three of her first four years in the Big Apple.

The Rapid City, South Dakota native earned her first All-Star nod in 2003, and represented New York on the Eastern Conference squad in 2005 and 2006 as well.

Following the 2006 season, New York traded Hammon to San Antonio. In her first year in silver and black, she posted what were then career highs in scoring (18.8 ppg), and assists (5.0) while earning another trip to the WNBA All-Star Game. As a team, the Silver Stars made their first appearance in the postseason since 2002, falling to Phoenix in the Western Conference Finals.

In 2008, Hammon led San Antonio to its first trip to the WNBA Finals where they fell to Detroit. The Silver Stars made the playoffs in each of her seven full seasons with the team, and Hammon once again was named to the All-Star team in 2009 and 2011.

She retired as the franchise leader in assists per game (5.1) and scoring average (15.6), and the WNBA leader in career free throw percentage (89.7).

Hammon, who was inducted into the Naismith Memorial Hall of Fame on Aug. 12, 2023, was inducted into the Women's Basketball Hall of Fame in 2022, the Colorado Sports Hall of Fame in 2015 and the San Antonio Sports Hall of Fame in 2018.



## HEAD COACH BECKY HAMMON



|                                          |                       |                                           |                           |
|------------------------------------------|-----------------------|-------------------------------------------|---------------------------|
| <b>Colorado State (1995-99)</b>          |                       | New York Liberty                          | 1999-2006                 |
| All-American                             | 1997, 1998, 1999      | San Antonio Stars                         | 2007-14                   |
| NCAA Sweet Sixteen                       | 1999                  |                                           |                           |
| NCAA Second Round                        | 1996, 1998            | All-Star                                  | 2003, 2005-07, 2009, 2011 |
| WAC Mountain Division Player of the Year | 1997-98, 1998-99      | All-WNBA First Team                       | 2007, 2009                |
| WAC Pacific Division Player of the Year  | 1996-97               | All-WNBA Second Team                      | 2005, 2008                |
| WAC Tournament MVP                       | 1996                  | WNBA Assists Leader                       | 2007                      |
| WAC Freshman of the Year                 | 1995-96               | WNBA 15th Anniversary Team                | 2011                      |
| WAC All-Time Leading Scorer              | 2,740 points, 1995-99 | WNBA 20th Anniversary Team                | 2016                      |
| WAC Single-Season Scoring Leader         | 824 points, 1998-99   | WNBA 25th Anniversary Team                | 2021                      |
| WAC Single-Season Made 3-Pointers Leader | 114, 1998-99          | WNBA Finals                               | 1999, 2000, 2002, 2008    |
| No. 25 Retired by Colorado State         | January 22, 2005      |                                           |                           |
| <b>Coaching Career (2014-present)</b>    |                       | No. 25 Retired by San Antonio             | June 25, 2016             |
| San Antonio Spurs Assistant (NBA)        | 2014-22               | No. 25 Retired by Las Vegas               | September 13, 2021        |
| Las Vegas Aces (WNBA)                    | 2022-present          |                                           |                           |
|                                          |                       | <b>Halls of Fame</b>                      |                           |
| WNBA Champion                            | 2022                  | Naismith Memorial Basketball Hall of Fame | 2023                      |
| Coach of the Year                        | 2022                  | San Antonio Sports Hall of Fame           | 2018                      |
| Coach of the Month                       | June 2023, May 2022   | Colorado Sports Hall of Fame              | 2015                      |
| Commissioner's Cup Champion              | 2022                  |                                           |                           |
| <b>WNBA (1999-2014)</b>                  |                       |                                           |                           |

### WNBA HEAD COACH RECORD

| TEAM           | YEAR            | REG SEASON W-L | PCT         | WNBA FINISH | PLAYOFFS W-L | PCT         | NOTES                                                            |
|----------------|-----------------|----------------|-------------|-------------|--------------|-------------|------------------------------------------------------------------|
| Las Vegas Aces | 2022            | 26-10          | .722        | 1st         | 8-2          | .800        | WNBA Champion, Commissioner's Cup Champion, regular season No. 1 |
| Las Vegas Aces | 2023            | 34-6           | .850        | 1st         | 8-1          | .875        | WNBA Champion, regular season No. 1                              |
| Las Vegas Aces | 2024            | 10-6           | .625        |             |              |             |                                                                  |
| <b>Totals</b>  | <b>2+ Years</b> | <b>70-22</b>   | <b>.761</b> | <b>---</b>  | <b>16-3</b>  | <b>.842</b> | <b>2 WNBA championships, 1 Commissioner's Cup championship</b>   |

### NBA ASSISTANT COACH RECORD

| TEAM              | YEAR           | REG SEASON W-L | PCT         | WNBA CON FIN | PLAYOFFS POST W-L | PCT         | NOTES                          |
|-------------------|----------------|----------------|-------------|--------------|-------------------|-------------|--------------------------------|
| San Antonio Spurs | 2014-15        | 55-27          | .671        | 6th          | 3-4               | .429        | Western Conference First Round |
| San Antonio Spurs | 2015-16        | 67-15          | .817        | 2nd          | 6-4               | .600        | Western Conference Semifinals  |
| San Antonio Spurs | 2016-17        | 61-21          | .744        | 2nd          | 8-8               | .500        | Western Conference Finals      |
| San Antonio Spurs | 2017-18        | 47-35          | .573        | 7th          | 1-4               | .250        | Western Conference First Round |
| San Antonio Spurs | 2018-19        | 48-34          | .585        | 7th          | 3-4               | .429        | Western Conference First Round |
| San Antonio Spurs | 2019-20        | 32-39          | .451        | 11th         | -                 | -           | -                              |
| San Antonio Spurs | 2020-21        | 33-39          | .458        | 10th         | -                 | -           | -                              |
| San Antonio Spurs | 2021-22        | 34-48          | .415        | 10th         | -                 | -           | -                              |
| <b>Totals</b>     | <b>8 Years</b> | <b>377-258</b> | <b>.594</b> |              | <b>21-24</b>      | <b>.467</b> |                                |

### WNBA STATISTICS

| YEAR          | TM  | G          | GS         | MP           | FG          | FGA         | FG%         | 3P         | 3PA         | 3P%         | 2P          | 2PA         | 2P%         | eFG%        | FT          | FTA         | FT%         | OR         | DR         | REB         | RPG        | A           | S          | B         | TO          | PF         | PTS         | PPG         |
|---------------|-----|------------|------------|--------------|-------------|-------------|-------------|------------|-------------|-------------|-------------|-------------|-------------|-------------|-------------|-------------|-------------|------------|------------|-------------|------------|-------------|------------|-----------|-------------|------------|-------------|-------------|
| 1999          | NYL | 30         | 0          | 202          | 27          | 64          | .422        | 11         | 38          | .289        | 16          | 26          | .615        | .508        | 15          | 17          | .882        | 2          | 17         | 19          | 0.6        | 17          | 6          | 0         | 24          | 27         | 80          | 2.7         |
| 2000          | NYL | 32         | 16         | 835          | 119         | 252         | .472        | 52         | 141         | .369        | 67          | 111         | .604        | .575        | 61          | 69          | .884        | 19         | 45         | 64          | 2.0        | 58          | 29         | 1         | 62          | 55         | 351         | 11.0        |
| 2001          | NYL | 32         | 0          | 619          | 90          | 197         | .457        | 42         | 111         | .378        | 48          | 86          | .558        | .563        | 40          | 51          | .784        | 10         | 42         | 52          | 1.6        | 51          | 27         | 1         | 48          | 46         | 262         | 8.2         |
| 2002          | NYL | 32         | 1          | 659          | 87          | 197         | .442        | 44         | 114         | .386        | 43          | 83          | .518        | .553        | 38          | 56          | .679        | 18         | 50         | 68          | 2.1        | 54          | 25         | 0         | 55          | 49         | 256         | 8.0         |
| 2003          | NYL | 11         | 2          | 257          | 50          | 87          | .575        | 23         | 49          | .469        | 27          | 38          | .711        | .707        | 39          | 41          | .951        | 1          | 20         | 21          | 1.9        | 18          | 10         | 1         | 27          | 13         | 162         | 14.7        |
| 2004          | NYL | 34         | 34         | 1130         | 153         | 354         | .432        | 57         | 170         | .335        | 96          | 184         | .522        | .513        | 97          | 116         | .836        | 17         | 101        | 118         | 3.5        | 150         | 58         | 2         | 118         | 73         | 460         | 13.5        |
| 2005          | NYL | 34         | 34         | 1165         | 145         | 336         | .432        | 65         | 178         | .365        | 80          | 158         | .506        | .528        | 118         | 131         | .901        | 20         | 94         | 114         | 3.4        | 146         | 60         | 2         | 107         | 77         | 473         | 13.9        |
| 2006          | NYL | 22         | 20         | 674          | 107         | 252         | .425        | 37         | 108         | .343        | 70          | 144         | .486        | .498        | 72          | 75          | .960        | 6          | 60         | 66          | 3.0        | 81          | 29         | 3         | 65          | 46         | 323         | 14.7        |
| 2007          | SAS | 28         | 27         | 934          | 179         | 402         | .445        | 74         | 183         | .404        | 105         | 219         | .479        | .537        | 95          | 102         | .931        | 8          | 69         | 77          | 2.8        | 140         | 23         | 5         | 114         | 51         | 527         | 18.8        |
| 2008          | SAS | 33         | 33         | 1101         | 171         | 438         | .390        | 77         | 220         | .350        | 94          | 218         | .431        | .478        | 163         | 174         | .937        | 13         | 78         | 91          | 2.8        | 161         | 43         | 7         | 104         | 60         | 582         | 17.6        |
| 2009          | SAS | 31         | 31         | 1049         | 200         | 447         | .447        | 76         | 206         | .369        | 124         | 241         | .515        | .532        | 128         | 142         | .901        | 25         | 78         | 103         | 3.3        | 156         | 49         | 12        | 111         | 54         | 604         | 19.5        |
| 2010          | SAS | 32         | 32         | 1075         | 159         | 360         | .442        | 69         | 177         | .390        | 90          | 183         | .492        | .538        | 97          | 101         | .960        | 16         | 77         | 93          | 2.9        | 172         | 36         | 8         | 108         | 61         | 484         | 15.1        |
| 2011          | SAS | 33         | 33         | 1050         | 176         | 400         | .440        | 75         | 193         | .389        | 101         | 207         | .488        | .534        | 99          | 111         | .892        | 5          | 91         | 96          | 2.9        | 192         | 49         | 7         | 119         | 51         | 526         | 15.9        |
| 2012          | SAS | 33         | 33         | 998          | 160         | 363         | .441        | 80         | 184         | .435        | 80          | 179         | .447        | .551        | 85          | 97          | .876        | 9          | 74         | 83          | 2.5        | 176         | 31         | 6         | 106         | 37         | 485         | 14.7        |
| 2013          | SAS | 1          | 1          | 12           | 1           | 3           | .333        | 0          | 1           | .000        | 1           | 2           | .500        | .333        | 0           | 0           |             | 0          | 1          | 1           | 1.0        | 1           | 0          | 0         | 3           | 0          | 2           | 2.0         |
| 2014          | SAS | 32         | 32         | 784          | 91          | 218         | .417        | 47         | 118         | .398        | 44          | 100         | .440        | .525        | 35          | 35          | 1.000       | 3          | 42         | 45          | 1.4        | 135         | 13         | 4         | 53          | 37         | 264         | 8.3         |
| <b>Career</b> |     | <b>450</b> | <b>329</b> | <b>12544</b> | <b>1915</b> | <b>4370</b> | <b>.438</b> | <b>829</b> | <b>2191</b> | <b>.378</b> | <b>1086</b> | <b>2179</b> | <b>.498</b> | <b>.533</b> | <b>1182</b> | <b>1318</b> | <b>.897</b> | <b>172</b> | <b>939</b> | <b>1111</b> | <b>2.5</b> | <b>1708</b> | <b>488</b> | <b>59</b> | <b>1224</b> | <b>737</b> | <b>5841</b> | <b>13.0</b> |



# KIERSTAN BELL • No. 1

Guard • 6-1 • Florida Gulf Coast '22 • 3rd Year



## WNBA CAREER HIGHLIGHTS

- 2022 & 2023 WNBA Champion.

## 2023 (LAS VEGAS)

- Won WNBA Championship.
- Scored in double figures 3 times, including a career-high 15 points on Aug. 1.
- Saw action in 8 playoff contests and scored a high of 4 points vs. Dallas on Sept. 29.

## 2022 (LAS VEGAS)

- Won WNBA Championship
- In the playoffs, scored a career playoff-high 11 vs. Phoenix on Aug. 20.

## COLLEGIATE HIGHLIGHTS (FLORIDA GULF COAST/OHIO STATE)

- Named ASUN Player of the Year as a sophomore.
- First player in program history to record a 20-20 game (24 points, 20 rebounds) in FGCU debut vs Davidson on Nov. 30, 2020.
- 2021, 2022 All-American honorable mention.
- 2-time Becky Hammon Mid-Major Player of the Year.
- Transferred to Florida Gulf Coast after playing as a freshman for Ohio State, where she listed as an All-Big Ten honorable mention and named to the Big Ten All-Freshmen Team.

## GO TO KIERSTAN BELL'S COMPLETE BIO ONLINE

- [Online bio](#) includes items such as expanded WNBA statistics, more notes, college and international statistics, and more!

## RECORD WITHOUT

| Year          | Games Missed | Record With | Record Without |
|---------------|--------------|-------------|----------------|
| 2022          | 15           | 18-3        | 8-7            |
| 2023          | 4            | 31-5        | 3-1            |
| 2024          | 15           | 1-0         | 9-6            |
| <b>Totals</b> | <b>34</b>    | <b>50-8</b> | <b>20-14</b>   |

## 2024 REGULAR SEASON HIGHS

|      |      |         |        |
|------|------|---------|--------|
| PTS  | 0    |         |        |
| REBS | 1    | Phoenix | May 14 |
| ASTS | 0    |         |        |
| STLS | 0    |         |        |
| BLKS | 0    |         |        |
| MINS | 7:12 | Phoenix | May 14 |

## WNBA RANKINGS

|      | PPG | RPG | APG | SPG | BPG | MPG | FG% | 3G% | FT% |
|------|-----|-----|-----|-----|-----|-----|-----|-----|-----|
| 2022 | --- | --- | --- | --- | --- | --- | --- | --- | --- |
| 2023 | --- | --- | --- | --- | --- | --- | --- | --- | --- |
| 2024 | --- | --- | --- | --- | --- | --- | --- | --- | --- |

## CAREER REGULAR SEASON HIGHS

|      |       |                       |               |
|------|-------|-----------------------|---------------|
| PTS  | 15    | Atlanta               | Aug. 1, 2023  |
| REBS | 5     | @ Connecticut         | June 8, 2023  |
| ASTS | 2     | 2x, Last @ Phoenix    | Sept. 8, 2023 |
| STLS | 2     | 2x, Last vs. New York | Aug. 17, 2023 |
| BLKS | 2     | Los Angeles           | May 27, 2023  |
| MINS | 19:24 | @ Dallas              | Aug. 8, 2023  |

## SEASON HIGHS

|      | PTS | REBS | ASTS | STLS | BLKS | MIN   | FGM | FGA | 3PM | 3PA | FTM | FTA |
|------|-----|------|------|------|------|-------|-----|-----|-----|-----|-----|-----|
| 2022 | 12  | 5    | 2    | 1    | 1    | 15:48 | 4   | 6   | 2   | 4   | 2   | 2   |
| 2023 | 15  | 5    | 2    | 2    | 2    | 19:24 | 5   | 9   | 3   | 6   | 2   | 2   |
| 2024 | 0   | 1    | 0    | 0    | 0    | 7:12  | 0   | 0   | 0   | 0   | 0   | 0   |

## MILESTONES REACHED

| Mark      | Opponent | Date      | Game # |
|-----------|----------|-----------|--------|
| 1st Point | Phoenix  | 5/21/2022 | 5      |

## UPCOMING MILESTONES

| Mark | Category | Current | Needs |
|------|----------|---------|-------|
| 200  | Points   | 159     | 41    |
| 100  | Rebounds | 76      | 24    |
| 100  | Assists  | 25      | 75    |

## 10+ REBOUNDS & ASSISTS GAMES

|               | REB      | ASTS     | DUB-DUBS |
|---------------|----------|----------|----------|
| YEAR          | 10+      | 10+      | PT/REB   |
| 2022          | 0        | 0        | 0        |
| 2023          | 0        | 0        | 0        |
| 2024          | 0        | 0        | 0        |
| <b>Totals</b> | <b>0</b> | <b>0</b> | <b>0</b> |

## 10+ POINT GAMES

|               | SCORING  | 20+      |
|---------------|----------|----------|
| YEAR          | 10+      |          |
| 2022          | 1        | 0        |
| 2023          | 3        | 0        |
| 2024          | 0        | 0        |
| <b>Totals</b> | <b>4</b> | <b>0</b> |

## CAREER REGULAR SEASON STATISTICS

| YEAR          | TM  | G         | GS       | MP         | FG        | FGA        | FG%         | 3P        | 3PA        | 3P%         | 2P        | 2PA       | 2P%         | eFG%        | FT        | FTA       | FT%         | OR        | DR        | REB       | RPG        | A         | S         | B        | TO        | PF        | PTS        | PPG        |
|---------------|-----|-----------|----------|------------|-----------|------------|-------------|-----------|------------|-------------|-----------|-----------|-------------|-------------|-----------|-----------|-------------|-----------|-----------|-----------|------------|-----------|-----------|----------|-----------|-----------|------------|------------|
| 2022          | LVA | 21        | 1        | 121        | 10        | 33         | .303        | 3         | 22         | .136        | 7         | 11        | .636        | .348        | 4         | 4         | 1.000       | 4         | 15        | 19        | 0.9        | 7         | 2         | 3        | 5         | 10        | 27         | 1.3        |
| 2023          | LVA | 36        | 0        | 424        | 53        | 153        | .346        | 20        | 82         | .244        | 33        | 71        | .465        | .412        | 6         | 10        | .600        | 14        | 42        | 56        | 1.6        | 18        | 15        | 5        | 14        | 47        | 132        | 3.7        |
| 2024          | LVA | 1         | 0        | 7          | 0         | 0          | ---         | 0         | 0          | ---         | 0         | 0         | ---         | ---         | 0         | 0         | ---         | 0         | 1         | 1         | 1.0        | 0         | 0         | 0        | 0         | 0         | 0          | 0.0        |
| <b>Career</b> |     | <b>58</b> | <b>1</b> | <b>552</b> | <b>63</b> | <b>186</b> | <b>.339</b> | <b>23</b> | <b>104</b> | <b>.221</b> | <b>40</b> | <b>82</b> | <b>.488</b> | <b>.401</b> | <b>10</b> | <b>14</b> | <b>.714</b> | <b>18</b> | <b>58</b> | <b>76</b> | <b>1.3</b> | <b>25</b> | <b>17</b> | <b>8</b> | <b>19</b> | <b>57</b> | <b>159</b> | <b>2.7</b> |



# ALYSHA CLARK • NO. 7

Forward • 5-11 • Middle Tennessee '10 • 10th Year



## WNBA CAREER HIGHLIGHTS

- 2023 WNBA Sixth Player of the Year
- 2018, 2020 & 2023 WNBA Champion
- 2020 WNBA All-Defensive First Team
- 2019 WNBA All-Defensive Second Team
- 2019, 2020 led WNBA in 3-point field goal percentage.
- Enters the 2024 WNBA season ranked third in league history in two-point field goal percentage (.577). Sylvia Fowles ranks first at .599.
- Enters the 2024 WNBA season ranked second in league history in effective field goal percentage.

## 2023 (LAS VEGAS)

- Won her 3rd WNBA Championship.
- Named the WNBA and Associated Press Sixth Woman of the Year.
- Started Game 4 of the Finals and was instrumental in holding Breanna Stewart to 10 points on 3 of 17 from the field.
- Against Chicago in the First Round, scored 13 points on Sept. 13 in Game 1 and 14 points on Sept. 17 in Game 2.
- Scored a season-high 16 points on Sept. 2 vs. Seattle on 4 of 9 from the field, 4 of 6 from 3-point and 4 of 4 from the line.
- Scored in double figures 13 times in 48 games, including 3 in the playoffs and 10 in the regular season.

## 2022 (WASHINGTON)

- Finished 1st in the WNBA in 2-point field goal percentage (.629).
- Scored in double-figures on 9 occasions, including a season-high 20 points at Las Vegas on June 25.

## SEASON HIGHS

|      | PTS            | REBS | ASTS | STLS | BLKS | MIN   | FGM | FGA | 3PM | 3PA | FTM | FTA |
|------|----------------|------|------|------|------|-------|-----|-----|-----|-----|-----|-----|
| 2012 | 9              | 8    | 1    | 1    | 1    | 26:00 | 4   | 7   | 2   | 3   | 3   | 4   |
| 2013 | 11             | 6    | 2    | 2    | 1    | 25:00 | 4   | 9   | 3   | 5   | 3   | 5   |
| 2014 | 8              | 6    | 2    | 2    | 4    | 27:00 | 4   | 8   | 2   | 4   | 4   | 4   |
| 2015 | 14             | 9    | 3    | 3    | 1    | 32:47 | 5   | 9   | 3   | 5   | 4   | 5   |
| 2016 | 23             | 8    | 7    | 3    | 1    | 35:22 | 7   | 13  | 3   | 7   | 7   | 8   |
| 2017 | 22             | 10   | 5    | 2    | 1    | 36:19 | 9   | 13  | 3   | 5   | 4   | 4   |
| 2018 | 17             | 8    | 4    | 5    | 1    | 38:17 | 6   | 9   | 3   | 6   | 8   | 8   |
| 2019 | 21             | 10   | 6    | 3    | 4    | 35:59 | 7   | 14  | 4   | 7   | 5   | 6   |
| 2020 | 16             | 8    | 6    | 4    | 2    | 36:31 | 7   | 12  | 4   | 6   | 4   | 5   |
| 2021 | DNP -- Injured |      |      |      |      |       |     |     |     |     |     |     |
| 2022 | 20             | 9    | 5    | 4    | 1    | 40:50 | 8   | 11  | 4   | 7   | 4   | 4   |
| 2023 | 16             | 8    | 4    | 2    | 1    | 35:08 | 4   | 9   | 4   | 7   | 4   | 4   |
| 2024 | 13             | 8    | 5    | 4    | 1    | 35:26 | 5   | 9   | 3   | 6   | 2   | 2   |

## 2021 (WASHINGTON)

- Sat out the 2021 WNBA season due to a Lisfranc injury of her right foot suffered while playing in France.

## 2020 (SEATTLE)

- Won her 2nd WNBA Championship.
- Led the WNBA in Offensive Efficiency Rating (132.6), which, heading into the 2024 season, was the 3rd-highest in league history per Basketball Reference.
- Led WNBA in 3-point field goal percentage with what was, at the time, the 5th highest percentage in league history.

## 2019 (SEATTLE)

- Led WNBA in 3-point field goal percentage.
- Finished 8th in the WNBA in true shooting percentage (.602) and 4th in effective field goal percentage (.589).

## 2018 (SEATTLE)

- Won her 1st WNBA Championship.
- Scored in double figures on 9 occasions, including a season-high 17 at Los Angeles on June 7.

## 2017 (SEATTLE)

- Finished 3rd in the WNBA in 2-point field goal percentage (.622), 10th in field goal percentage, and 8th in effective field goal percentage (.579).
- Scored in double figures on 12 occasions, including 2 games of 20 or more and a season-high 22 vs. Indiana on May 28

## 2016 (SEATTLE)

- Finished 9th in the WNBA in 3-point field goal percentage, 10th in 2-point field goal percentage, 10th in true shooting percentage (.609) and 9th in effective field goal percentage (.567).
- Scored in double-figures on 14 occasions, including 2 games of 20 or more points, and a career-high 23 points on 7-of-7 shooting from the field vs. New York on June 5.

## 2015 (SEATTLE)

- Led the WNBA in 2-point field goal percentage (.689), true shooting percentage (.646) and effective field goal percentage (.620), and finished 5th in field goal percentage.
- Scored in double figures on 9 occasions, including a season-high 14 vs. Atlanta on July 18.

## 2014 (SEATTLE)

- Picked up the first start of her WNBA career on May 23 vs. Connecticut.

## 2013 (SEATTLE)

- Scored in double figures on 2 occasions, including a season-high 11 points vs. Tulsa on September 14.

## 2012 (SEATTLE)

- Saw her first action in the W on June 1 vs. Tulsa.

## COLLEGIATE HIGHLIGHTS

- Earned multiple All-America honors as a senior.
- Two-time Sun Belt Player of the Year (2009, 2010).
- Two-time Sun Belt Tournament Most Outstanding Player (2009, 2010).
- Two-time leading scorer in the nation (2008-09, 2009-10)

## GO TO ALYSHA CLARK'S COMPLETE BIO ONLINE

- Online bio includes items such as expanded WNBA statistics, more notes, college and international statistics, and more!

## RECORD WITHOUT

| Year          | Games Missed | Record With    | Record Without |
|---------------|--------------|----------------|----------------|
| 2012          | 11           | 12-11          | 4- 7           |
| 2013          | 1            | 16-17          | 1- 0           |
| 2014          | 0            | 12-22          | 0- 0           |
| 2015          | 1            | 10-23          | 0- 1           |
| 2016          | 1            | 16-17          | 0- 1           |
| 2017          | 1            | 14-19          | 1- 0           |
| 2018          | 4            | 23- 7          | 3- 1           |
| 2019          | 3            | 17-14          | 1- 2           |
| 2020          | 0            | 18- 4          | 0- 0           |
| 2021          | 32           | 0- 0           | 12-20          |
| 2022          | 7            | 18-11          | 4- 3           |
| 2023          | 1            | 33- 6          | 1- 0           |
| 2024          | 0            | 10-6           | 0-0            |
| <b>Totals</b> | <b>62</b>    | <b>199-157</b> | <b>27-35</b>   |

ALYSHA CLARK • NO. 7

| WNBA RANKINGS |                |     |     |      |     |      |      |      |     | 2024 REGULAR SEASON HIGHS   |       |     |             |          |               |
|---------------|----------------|-----|-----|------|-----|------|------|------|-----|-----------------------------|-------|-----|-------------|----------|---------------|
|               | PPG            | RPG | APG | SPG  | BPG | MPG  | FG%  | 3G%  | FT% | PTS                         | 13    | 2x, | Last vs.    | New York | June 15       |
| 2012          | ---            | --- | --- | ---  | --- | ---  | ---  | ---  | --- | REBS                        | 8     | @   | Atlanta     |          | May 29        |
| 2013          | ---            | --- | --- | ---  | --- | ---  | ---  | ---  | --- | ASTS                        | 5     |     | Indiana     |          | May 25        |
| 2014          | ---            | --- | --- | ---  | --- | ---  | ---  | ---  | --- | STLS                        | 4     |     | Indiana     |          | May 25        |
| 2015          | ---            | --- | --- | ---  | --- | ---  | 5th  | ---  | --- | BLKS                        | 1     | 2x, | Last @      | Chicago  | June 27       |
| 2016          | ---            | --- | --- | ---  | --- | ---  | 16th | 9th  | --- | MINS                        | 35:26 | @   | Atlanta     |          | May 29        |
| 2017          | ---            | --- | --- | ---  | --- | ---  | 7th  | ---  | --- | CAREER REGULAR SEASON HIGHS |       |     |             |          |               |
| 2018          | ---            | --- | --- | ---  | --- | ---  | ---  | ---  | --- |                             |       |     |             |          |               |
| 2019          | ---            | --- | --- | ---  | --- | ---  | 18th | 1st  | --- | PTS                         | 23    |     | New York    |          | June 5, 2016  |
| 2020          | ---            | --- | --- | 13th | --- | 23rd | 4th  | 1st  | --- | REBS                        | 10    |     | 2x, last vs | LA       | June 21, 2019 |
| 2021          | DNP -- Injured |     |     | ---  | --- | ---  | ---  | ---  | --- | ASTS                        | 7     | @   | Atlanta     |          | Sept. 4, 2016 |
| 2022          | ---            | --- | --- | ---  | --- | ---  | ---  | ---  | --- | STLS                        | 5     | @   | Los Angeles |          | June 7, 2018  |
| 2023          | ---            | --- | --- | ---  | --- | ---  | ---  | 17th | --- | BLKS                        | 4     |     | 2x, last @  | Chicago  | June 9, 2019  |
| 2024          | ---            | --- | --- | 30th | --- | ---  | 8th  | 9th  | --- | MINS                        | 41    | @   | Las Vegas   |          | June 25, 2022 |

| MILESTONES REACHED |               |               |        | UPCOMING MILESTONES |          |         |       |
|--------------------|---------------|---------------|--------|---------------------|----------|---------|-------|
| Mark               | Opponent      | Date          | Game # | Mark                | Category | Current | Needs |
| 1st Point          | Tulsa         | June 1, 2012  | 1      | 300                 | Steals   | 272     | 28    |
| 1,000th Point      | @ Dallas      | July 1, 2017  | 171    |                     |          |         |       |
| 2,000th Point      | @ Seattle     | June 23, 2022 | 286    |                     |          |         |       |
| 2,500th Point      | @ Washington  | June 29, 2024 | 357    |                     |          |         |       |
| 1,000th Rebound    | @ Connecticut | July 3, 2022  | 289    |                     |          |         |       |
| 500th Assist       | Indiana       | May 25, 2024  | 345    |                     |          |         |       |

| 10+ REBOUNDS & ASSISTS GAMES |                |          |                       |        | 10+ POINT GAMES |                |     |
|------------------------------|----------------|----------|-----------------------|--------|-----------------|----------------|-----|
| YEAR                         | REB 10+        | ASTS 10+ | DOUBLE-DOUBLES PT/REB | PT/AST | SCORING YEAR    | 10+            | 20+ |
| 2012                         | 0              | 0        | 0                     | 0      | 2012            | 0              | 0   |
| 2013                         | 0              | 0        | 0                     | 0      | 2013            | 2              | 0   |
| 2014                         | 0              | 0        | 0                     | 0      | 2014            | 0              | 0   |
| 2015                         | 0              | 0        | 0                     | 0      | 2015            | 9              | 0   |
| 2016                         | 0              | 0        | 0                     | 0      | 2016            | 14             | 2   |
| 2017                         | 1              | 0        | 0                     | 0      | 2017            | 12             | 2   |
| 2018                         | 0              | 0        | 0                     | 0      | 2018            | 9              | 0   |
| 2019                         | 1              | 0        | 0                     | 0      | 2019            | 16             | 1   |
| 2020                         | 0              | 0        | 0                     | 0      | 2020            | 13             | 0   |
| 2021                         | DNP -- Injured |          |                       |        | 2021            | DNP -- Injured |     |
| 2022                         | 0              | 0        | 0                     | 0      | 2022            | 9              | 1   |
| 2023                         | 0              | 0        | 0                     | 0      | 2023            | 10             | 0   |
| 2024                         | 0              | 0        | 0                     | 0      | 2024            | 4              | 0   |
| Totals                       | 2              | 0        | 0                     | 0      | Totals          | 98             | 6   |

| CAREER REGULAR SEASON STATISTICS |     |              |     |      |     |      |      |     |     |      |     |      |      |      |     |     |      |     |     |      |     |     |     |    |     |     |      |      |
|----------------------------------|-----|--------------|-----|------|-----|------|------|-----|-----|------|-----|------|------|------|-----|-----|------|-----|-----|------|-----|-----|-----|----|-----|-----|------|------|
| YEAR                             | TM  | G            | GS  | MP   | FG  | FGA  | FG%  | 3P  | 3PA | 3P%  | 2P  | 2PA  | 2P%  | eFG% | FT  | FTA | FT%  | OR  | DR  | REB  | RPG | A   | S   | B  | TO  | PF  | PTS  | PPG  |
| 2012                             | SEA | 23           | 0   | 238  | 29  | 53   | .547 | 9   | 20  | .450 | 20  | 33   | .606 | .632 | 12  | 17  | .706 | 13  | 34  | 47   | 2.0 | 7   | 5   | 1  | 19  | 27  | 79   | 3.4  |
| 2013                             | SEA | 33           | 0   | 505  | 48  | 106  | .453 | 16  | 41  | .390 | 32  | 65   | .492 | .528 | 19  | 25  | .760 | 32  | 50  | 82   | 2.5 | 12  | 14  | 5  | 35  | 50  | 131  | 4.0  |
| 2014                             | SEA | 34           | 22  | 561  | 56  | 125  | .448 | 14  | 57  | .246 | 42  | 68   | .618 | .504 | 16  | 23  | .696 | 26  | 47  | 73   | 2.1 | 20  | 16  | 10 | 24  | 64  | 142  | 4.2  |
| 2015                             | SEA | 33           | 31  | 763  | 86  | 158  | .544 | 24  | 68  | .353 | 62  | 90   | .689 | .620 | 31  | 40  | .775 | 13  | 108 | 121  | 3.7 | 39  | 23  | 6  | 36  | 79  | 227  | 6.9  |
| 2016                             | SEA | 33           | 32  | 911  | 105 | 217  | .484 | 36  | 93  | .387 | 69  | 124  | .556 | .567 | 50  | 59  | .847 | 40  | 81  | 121  | 3.7 | 64  | 24  | 2  | 44  | 87  | 296  | 9.0  |
| 2017                             | SEA | 33           | 33  | 934  | 106 | 202  | .525 | 22  | 67  | .328 | 84  | 135  | .622 | .579 | 38  | 51  | .745 | 33  | 105 | 138  | 4.2 | 54  | 24  | 4  | 33  | 80  | 272  | 8.2  |
| 2018                             | SEA | 31           | 30  | 813  | 83  | 173  | .480 | 29  | 74  | .392 | 54  | 99   | .545 | .564 | 33  | 39  | .846 | 31  | 77  | 108  | 3.5 | 58  | 31  | 4  | 36  | 70  | 228  | 7.4  |
| 2019                             | SEA | 31           | 30  | 881  | 114 | 237  | .481 | 51  | 106 | .481 | 63  | 131  | .481 | .589 | 18  | 22  | .818 | 37  | 108 | 145  | 4.7 | 79  | 33  | 17 | 48  | 60  | 297  | 9.6  |
| 2021                             | SEA | DNP--Injured |     |      |     |      |      |     |     |      |     |      |      |      |     |     |      |     |     |      |     |     |     |    |     |     |      |      |
| 2020                             | SEA | 22           | 22  | 633  | 82  | 147  | .558 | 35  | 67  | .522 | 47  | 80   | .588 | .677 | 20  | 25  | .800 | 19  | 74  | 93   | 4.2 | 59  | 33  | 11 | 19  | 38  | 219  | 10.0 |
| 2022                             | WAS | 29           | 29  | 766  | 91  | 196  | .464 | 30  | 99  | .303 | 61  | 97   | .629 | .541 | 21  | 23  | .913 | 23  | 108 | 131  | 4.5 | 59  | 27  | 8  | 38  | 55  | 233  | 8.0  |
| 2023                             | LVA | 39           | 1   | 876  | 91  | 205  | .444 | 51  | 132 | .386 | 40  | 73   | .548 | .568 | 27  | 33  | .818 | 21  | 112 | 133  | 3.4 | 42  | 24  | 6  | 28  | 85  | 260  | 6.7  |
| 2024                             | LVA | 16           | 12  | 441  | 42  | 81   | .519 | 25  | 58  | .431 | 17  | 23   | .739 | .673 | 9   | 11  | .818 | 12  | 50  | 62   | 3.9 | 27  | 18  | 2  | 34  | 50  | 118  | 7.4  |
| Career                           |     | 357          | 242 | 8322 | 933 | 1900 | .491 | 342 | 882 | .388 | 591 | 1018 | .581 | .581 | 294 | 368 | .799 | 300 | 954 | 1254 | 3.5 | 520 | 272 | 76 | 394 | 745 | 2502 | 7.0  |



## SYDNEY COLSON • No. 51

Guard • 5-8 • Texas A&M '11 • 10th Year

### WNBA CAREER HIGHLIGHTS

- 2022 & 2023 WNBA Champion

### 2023 (LAS VEGAS)

- Won her 2nd WNBA Championship.
- Posted the highest effective field goal percentage of her career (.556).
- Scored a season-high 6 points on Aug. 28

### 2022 (LAS VEGAS)

- Won her 1st WNBA Championship.
- Her 5 assists at Phoenix on May 6 were her most since she dished out 6 vs. Atlanta on Aug. 16, 2020.

### 2019 (LAS VEGAS)

- Forced the pass in the 2nd round of the WNBA Playoffs which led to the 'Hamby Heave' and a trip to the WNBA Semifinals for the Aces.

### COLLEGIATE HIGHLIGHTS

- Finished her career ranked 5th all-time at A&M in assists and 4th in steals .
- Posted 3-straight 100-assist seasons.
- Led Aggies to the 2011 NCAA National Championship, and was named All-Big 12 honorable mention as a senior.

### PERSONAL

- Majored in sociology at Texas A&M.
- Would like to pursue a television career as a sports commentator after WNBA career.
- Takes acting classes, and has spent time as a stand up comic (watch her recent set from Brad Garrett's Comedy Club at MGM Grand)

### GO TO SYDNEY COLSON'S COMPLETE BIO ONLINE

- Online bio includes items such as expanded WNBA statistics, more notes, college and international statistics, and more!

### RECORD WITHOUT

| Year   | Games Record |         |         |
|--------|--------------|---------|---------|
|        | Missed       | With    | Without |
| 2011   | 18           | 10- 6   | 9- 9    |
| 2015   | 0            | 8-26    | 0- 0    |
| 2016   | 0            | 7-27    | 0- 0    |
| 2017   | 6            | 7-21    | 1- 5    |
| 2018   | 32           | 0- 2    | 18-14   |
| 2019   | 1            | 20-13   | 1- 0    |
| 2020   | 5            | 8- 9    | 4- 1    |
| 2022   | 18           | 15- 2   | 11-7    |
| 2023   | 12           | 24- 4   | 10-2    |
| 2024   | 3            | 8- 5    | 2- 1    |
| Totals | 95           | 107-115 | 56-39   |



SYDNEY COLSON · No. 51

| WNBA RANKINGS |     |     |      |      |     |     |     |     |     | 2024 REGULAR SEASON HIGHS   |       |                        |                   |                |
|---------------|-----|-----|------|------|-----|-----|-----|-----|-----|-----------------------------|-------|------------------------|-------------------|----------------|
|               | PPG | RPG | APG  | SPG  | BPG | MPG | FG% | 3G% | FT% | PTS                         |       |                        |                   |                |
| 2011          | --- | --- | 15th | ---  | --- | --- | --- | --- | --- | 8                           | @     | Phoenix                | June 13           |                |
|               |     |     |      |      |     |     |     |     |     | REBS                        | 2     | @                      | Phoenix           | June 13        |
|               |     |     |      |      |     |     |     |     |     | ASTS                        | 3     | @                      | Phoenix           | June 13        |
|               |     |     |      |      |     |     |     |     |     | STLS                        | 1     | 3x, Last @ Los Angeles | June 10           |                |
|               |     |     |      |      |     |     |     |     |     | BLKS                        | 0     |                        |                   |                |
| 2016          | --- | --- | ---  | 23rd | --- | --- | --- | --- | --- | MINS                        | 17:32 | @                      | Phoenix           | June 13        |
| 2017          | --- | --- | ---  | ---  | --- | --- | --- | --- | --- | CAREER REGULAR SEASON HIGHS |       |                        |                   |                |
| 2018          | --- | --- | ---  | ---  | --- | --- | --- | --- |     |                             |       |                        |                   |                |
| 2019          | --- | --- | ---  | ---  | --- | --- | --- | --- |     |                             |       |                        |                   |                |
| 2020          | --- | --- | ---  | ---  | --- | --- | --- | --- |     |                             |       |                        |                   |                |
| 2022          | --- | --- | ---  | ---  | --- | --- | --- | --- |     |                             |       |                        |                   |                |
| 2023          | --- | --- | ---  | ---  | --- | --- | --- | --- | --- | PTS                         | 17    | @                      | Washington        | July 13, 2019  |
| 2024          | --- | --- | ---  | ---  | --- | --- | --- | --- | --- | REBS                        | 4     | 5x                     | Last vs. Phoenix  | Sept. 10, 2023 |
|               |     |     |      |      |     |     |     |     |     | ASTS                        | 8     | @                      | Phoenix           | June 30, 2015  |
|               |     |     |      |      |     |     |     |     |     | STLS                        | 4     | 3x                     | Last @ Washington | July 13, 2019  |
|               |     |     |      |      |     |     |     |     |     | BLKS                        | 2     | 3x                     | Last @ New York   | July 7, 2019   |
|               |     |     |      |      |     |     |     |     |     | MINS                        | 30    | @                      | Tulsa             | Sept. 8, 2015  |

| SEASON HIGHS |     |      |      |      |      |       |     |     |     |     |     |     |  |
|--------------|-----|------|------|------|------|-------|-----|-----|-----|-----|-----|-----|--|
|              | PTS | REBS | ASTS | STLS | BLKS | MIN   | FGM | FGA | 3PM | 3PA | FTM | FTA |  |
| 2011         | 6   | 1    | 2    | 2    | 1    | 16:00 | 2   | 3   | 2   | 3   | 5   | 6   |  |
| 2015         | 9   | 4    | 8    | 4    | 2    | 30:06 | 4   | 9   | 1   | 3   | 4   | 6   |  |
| 2016         | 12  | 4    | 6    | 4    | 1    | 24:47 | 5   | 9   | 2   | 4   | 6   | 6   |  |
| 2017         | 11  | 3    | 7    | 2    | 1    | 26:49 | 5   | 11  | 1   | 2   | 4   | 6   |  |
| 2018         | 4   | 2    | 2    | 0    | 1    | 11:00 | 2   | 4   | 2   | 2   | 1   | 2   |  |
| 2019         | 17  | 3    | 5    | 4    | 2    | 22:13 | 4   | 7   | 2   | 3   | 8   | 11  |  |
| 2020         | 6   | 2    | 6    | 3    | 0    | 15:52 | 3   | 7   | 1   | 3   | 2   | 2   |  |
| 2022         | 5   | 2    | 5    | 1    | 0    | 15:36 | 2   | 7   | 1   | 3   | 2   | 2   |  |
| 2023         | 6   | 2    | 3    | 2    | 1    | 12:08 | 2   | 5   | 2   | 3   | 2   | 2   |  |
| 2024         | 8   | 2    | 3    | 1    | 0    | 17:32 | 3   | 4   | 2   | 3   | 3   | 3   |  |

| MILESTONES REACHED |               |           |        | UPCOMING MILESTONES |          |         |       |
|--------------------|---------------|-----------|--------|---------------------|----------|---------|-------|
| Mark               | Opponent      | Date      | Game # | Mark                | Category | Current | Needs |
| 1st Point          | Atlanta       | 6/14/2011 | 1      | 200                 | Rebounds | 170     | 30    |
| 500th Point        | @ Connecticut | 8/23/2019 | 178    | 400                 | Assists  | 373     | 27    |

| 10+ REBOUNDS & ASSISTS GAMES |         |          |                 | 10+ POINT GAMES |     |     |
|------------------------------|---------|----------|-----------------|-----------------|-----|-----|
| YEAR                         | REB 10+ | ASTS 10+ | DUB-DUBS PT/REB | YEAR            | 10+ | 20+ |
| 2011                         | 0       | 0        | 0               | 2011            | 0   | 0   |
| 2015                         | 0       | 0        | 0               | 2015            | 0   | 0   |
| 2016                         | 0       | 0        | 0               | 2016            | 2   | 0   |
| 2017                         | 0       | 0        | 0               | 2017            | 1   | 0   |
| 2018                         | 0       | 0        | 0               | 2018            | 0   | 0   |
| 2019                         | 0       | 0        | 0               | 2019            | 2   | 0   |
| 2020                         | 0       | 0        | 0               | 2020            | 0   | 0   |
| 2022                         | 0       | 0        | 0               | 2022            | 0   | 0   |
| 2023                         | 0       | 0        | 0               | 2023            | 0   | 0   |
| 2024                         | 0       | 0        | 0               | 2024            | 0   | 0   |
| Totals                       | 0       | 0        | 0               | Totals          | 5   | 0   |

| CAREER REGULAR SEASON STATISTICS |     |     |    |      |     |     |      |    |     |      |     |     |      |      |     |     |       |    |     |     |     |     |     |    |     |     |     |     |
|----------------------------------|-----|-----|----|------|-----|-----|------|----|-----|------|-----|-----|------|------|-----|-----|-------|----|-----|-----|-----|-----|-----|----|-----|-----|-----|-----|
| YEAR                             | TM  | G   | GS | MP   | FG  | FGA | FG%  | 3P | 3PA | 3P%  | 2P  | 2PA | 2P%  | eFG% | FT  | FTA | FT%   | OR | DR  | REB | RPG | A   | S   | B  | TO  | PF  | PTS | PPG |
| 2011                             | NYL | 16  | 0  | 86   | 7   | 20  | .350 | 3  | 7   | .429 | 4   | 13  | .308 | .425 | 5   | 6   | .833  | 0  | 6   | 6   | 0.4 | 10  | 4   | 2  | 17  | 9   | 22  | 1.4 |
| 2015                             | SAS | 34  | 5  | 541  | 44  | 107 | .411 | 7  | 22  | .318 | 37  | 85  | .435 | .444 | 24  | 35  | .686  | 10 | 29  | 39  | 1.1 | 95  | 28  | 10 | 42  | 61  | 119 | 3.5 |
| 2016                             | SAS | 34  | 0  | 573  | 59  | 137 | .431 | 5  | 26  | .192 | 54  | 111 | .486 | .449 | 49  | 59  | .831  | 14 | 41  | 55  | 1.6 | 87  | 38  | 1  | 51  | 62  | 172 | 5.1 |
| 2017                             | SAS | 28  | 4  | 326  | 29  | 88  | .330 | 2  | 10  | .200 | 27  | 78  | .346 | .341 | 22  | 32  | .688  | 3  | 12  | 15  | 0.5 | 55  | 14  | 2  | 27  | 36  | 82  | 2.9 |
| 2018                             | MIN | 2   | 0  | 17   | 3   | 7   | .429 | 0  | 2   | .000 | 3   | 5   | .600 | .429 | 1   | 2   | .500  | 1  | 1   | 2   | 1.0 | 4   | 0   | 1  | 4   | 2   | 7   | 3.5 |
| 2019                             | LVA | 33  | 0  | 379  | 37  | 84  | .440 | 9  | 20  | .450 | 28  | 64  | .438 | .494 | 27  | 33  | .818  | 2  | 21  | 23  | 0.7 | 59  | 31  | 4  | 28  | 40  | 110 | 3.3 |
| 2020                             | CHI | 17  | 0  | 110  | 9   | 21  | .429 | 3  | 9   | .333 | 6   | 12  | .500 | .500 | 7   | 8   | .875  | 1  | 6   | 7   | 0.4 | 14  | 6   | 0  | 14  | 13  | 28  | 1.6 |
| 2022                             | LVA | 18  | 0  | 123  | 10  | 32  | .313 | 3  | 11  | .273 | 7   | 21  | .333 | .359 | 5   | 5   | 1.000 | 3  | 5   | 8   | 0.4 | 18  | 2   | 0  | 7   | 14  | 28  | 1.6 |
| 2023                             | LVA | 28  | 0  | 135  | 12  | 27  | .444 | 6  | 16  | .375 | 6   | 11  | .545 | .556 | 5   | 6   | .833  | 4  | 8   | 12  | 0.4 | 22  | 9   | 1  | 6   | 24  | 35  | 1.3 |
| 2024                             | LVA | 13  | 0  | 92   | 9   | 20  | .450 | 5  | 12  | .417 | 4   | 8   | .500 | .575 | 5   | 5   | 1.000 | 0  | 3   | 3   | 0.2 | 9   | 3   | 0  | 6   | 9   | 28  | 2.2 |
| Career                           |     | 223 | 9  | 2382 | 220 | 544 | .404 | 43 | 135 | .319 | 177 | 409 | .433 | .444 | 150 | 191 | .785  | 38 | 132 | 170 | 0.8 | 373 | 135 | 21 | 202 | 270 | 633 | 2.8 |



## CHELSEA GRAY • No. 12

Point Guard • 5-11 • Duke '13 • 10th Year

### WNBA CAREER HIGHLIGHTS

- 2023, 2022 & 2016 WNBA Champion
- 2022 WNBA Finals MVP
- 2024, 2023, 2021, 2019, 2018, 2017 WNBA All-Star
- 2019 All-WNBA First Team
- 2023 and 2017 All-WNBA Second Team
- 2022 WNBA Commissioner's Cup MVP
- Two-time WNBA Western Conference Player of the Week (Aug. 1, 2023; May 27, 2018)
- 2023 All-Star Skills Contest winner

### 2023 (LAS VEGAS)

- Won her 3rd WNBA Championship.
- Named to the AP All-League First Team and All-WNBA Second Team.
- Finished 3rd among league leaders for assists (7.3 apg).
- Named an All-Star starter.
- Teamed with Kelsey Plum to win the WNBA All-Star Skills Contest.
- Western Conference Player of the Week for games played July 24-30 (24.5 ppg, 5.5 rpg, 8.5 apg).
- Had 20 points and 7 assists to open the playoffs against Chicago on Sept. 13.
- Injured (left foot) and was sidelined for Game 4 of the Finals.
- Averaged 13.1 ppg and 7.3 apg in the first 3 Finals games.
- Recorded the franchise's 2nd triple-double, the 1st for points-rebounds-assists, with 22 points, 11 rebounds and 11 assists against New York on Aug. 17.
- Notched a franchise-record 10 points-assists double-doubles on the year.

### 2023 (LAS VEGAS)

- Won her 2nd WNBA Championship.
- Won WNBA Championship
- Named WNBA Finals MVP (18.3 ppg, 3.0 rpg, 6.0 apg, 58.5 FG%, 45.0 3G%)
- Named WNBA Commissioner's Cup MVP (19 points, 4 rebounds, 5 assists)
- Finished 21st in the league in scoring, 4th in assists, 17th in field goal percentage, 4th in free throw percentage, 4th in steals, and 22nd in minutes)

### 2021 (LAS VEGAS)

- Set or tied 3 franchise assist records—14 in a game vs. Lynx, Sept. 8; 10 in a half and 7 in a quarter vs. Fever, May 28

### 2019 (LOS ANGELES)

- Recorded the 8th triple-double in WNBA regular season history, July 7 (13-pt, 10-reb, 13-asst vs. Washington).
- Set franchise mark with 20 points in a quarter, August 29 vs. Indiana—2nd most points scored in a quarter in W history

### 2017 (LOS ANGELES)

- 3-point field goal percentage (.482) was highest in team history and 7th highest in WNBA history for players with 50+ attempts

### 2014 (CONNECTICUT)

- Sat out season rehabbing right knee injury suffered senior year at Duke.

### INTERNATIONAL HIGHLIGHTS

- Named on June 11 to the USA National Team that will compete in the 2024 Paris Olympic Games.
- 2020 Olympic gold medalist
- 2022 World Cup gold medalist

### COLLEGIATE HIGHLIGHTS

- 2-time All-American
- 2013 ACC Co-Player of the Year
- Set program record for assists in a season (201) as a sophomore

### HIGH SCHOOL HIGHLIGHTS

- 2010 California Miss Basketball
- 2010 Gatorade Player of the Year selection

### GO TO CHELSEA GRAY'S COMPLETE BIO ONLINE

- Online bio includes items such as expanded WNBA statistics, more notes, college, international and USA Basketball statistics, and more!

### RECORD WITHOUT

| Year          | Games Missed | Record With   | Record Without |
|---------------|--------------|---------------|----------------|
| 2014          | 34           | 0-0           | 13-21          |
| 2015          | 0            | 15-19         | 0-0            |
| 2016          | 1            | 25-8          | 1-0            |
| 2017          | 0            | 26-8          | 0-0            |
| 2018          | 0            | 19-15         | 0-0            |
| 2019          | 0            | 22-12         | 0-0            |
| 2020          | 0            | 15-7          | 0-0            |
| 2021          | 0            | 24-8          | 0-0            |
| 2022          | 1            | 25-10         | 1-0            |
| 2023          | 0            | 34-6          | 0-0            |
| 2024          | 12           | 4-0           | 6-6            |
| <b>Totals</b> | <b>47</b>    | <b>209-93</b> | <b>21-27</b>   |

CHelsea GRAY • No. 12

| WNBA RANKINGS |      |     |      |      |      |      |      |      |      | 2024 REGULAR SEASON HIGHS   |       |     |                |               |
|---------------|------|-----|------|------|------|------|------|------|------|-----------------------------|-------|-----|----------------|---------------|
|               | PPG  | RPG | APG  | SPG  | BPG  | MPG  | FG%  | 3G%  | FT%  | PTS                         |       |     |                |               |
| 2015          | ---  | --- | 18th | ---  | ---  | ---  | ---  | ---  | ---  | REBS                        | 22    | @   | Washington     | June 29       |
| 2016          | ---  | --- | ---  | ---  | ---  | ---  | ---  | ---  | ---  | ASTS                        | 6     | @   | Chicago        | June 27       |
| 2017          | 19th | --- | 6th  | ---  | ---  | 3rd  | 10th | 1st  | 22nd | STLS                        | 7     |     | Seattle        | June 19       |
| 2018          | 19th | --- | 6th  | 6th  | ---  | 5th  | 16th | 14th | 18th | BLKS                        | 0     |     | Seattle        | June 19       |
| 2019          | 13th | --- | 2nd  | ---  | ---  | 4th  | ---  | 13th | 5th  | MINS                        | 2     |     | Seattle        | June 19       |
| 2020          | 21st | --- | 5th  | 11th | ---  | 14th | ---  | ---  | 2nd  |                             | 26:50 | @   | Chicago        | June 27       |
| 2021          | ---  | --- | 4th  | 20th | ---  | ---  | 16th | 16th | ---  | CAREER REGULAR SEASON HIGHS |       |     |                |               |
| 2022          | 21st | --- | 4th  | 4th  | ---  | 22nd | 17th | ---  | 4th  | PTS                         | 33    |     | Seattle        | Aug. 14, 2022 |
| 2023          | 21st | --- | 3rd  | 9th  | 24th | 15th | 14th | 7th  | 5th  | REBS                        | 11    |     | New York       | Aug. 17, 2023 |
| 2024          | ---  | --- | ---  | ---  | ---  | ---  | ---  | ---  | ---  | ASTS                        | 14    |     | Minnesota      | Sept. 8, 2021 |
|               |      |     |      |      |      |      |      |      |      | STLS                        | 6     | @   | Minnesota      | May 20, 2018  |
|               |      |     |      |      |      |      |      |      |      | BLKS                        | 3     | 2x, | Last @ Chicago | Aug. 24, 2023 |
|               |      |     |      |      |      |      |      |      |      | MINS                        | 48    | @   | Chicago        | Aug. 18, 2017 |

| SEASON HIGHS |     |      |      |      |      |       |     |     |     |     |     |     |  |  |
|--------------|-----|------|------|------|------|-------|-----|-----|-----|-----|-----|-----|--|--|
|              | PTS | REBS | ASTS | STLS | BLKS | MIN   | FGM | FGA | 3PM | 3PA | FTM | FTA |  |  |
| 2015         | 16  | 9    | 7    | 3    | 2    | 25:48 | 6   | 11  | 4   | 5   | 5   | 6   |  |  |
| 2016         | 23  | 6    | 8    | 3    | 1    | 36:30 | 8   | 10  | 2   | 3   | 6   | 7   |  |  |
| 2017         | 25  | 8    | 10   | 4    | 1    | 47:51 | 9   | 18  | 5   | 8   | 8   | 10  |  |  |
| 2018         | 26  | 7    | 11   | 6    | 3    | 38:36 | 11  | 20  | 4   | 7   | 8   | 11  |  |  |
| 2019         | 30  | 10   | 13   | 5    | 2    | 41:03 | 11  | 21  | 7   | 9   | 7   | 7   |  |  |
| 2020         | 27  | 8    | 11   | 3    | 1    | 39:06 | 10  | 19  | 4   | 7   | 5   | 5   |  |  |
| 2021         | 21  | 6    | 14   | 5    | 2    | 37:14 | 8   | 19  | 3   | 6   | 5   | 5   |  |  |
| 2022         | 33  | 7    | 12   | 5    | 2    | 39:56 | 11  | 17  | 5   | 8   | 11  | 11  |  |  |
| 2023         | 27  | 11   | 12   | 4    | 3    | 37:23 | 10  | 22  | 4   | 7   | 10  | 12  |  |  |
| 2024         | 22  | 6    | 7    | 0    | 2    | 26:50 | 8   | 9   | 3   | 3   | 3   | 4   |  |  |

| MILESTONES REACHED |            |               |        |  | UPCOMING MILESTONES |          |         |       |
|--------------------|------------|---------------|--------|--|---------------------|----------|---------|-------|
| Mark               | Opponent   | Date          | Game # |  | Mark                | Category | Current | Needs |
| 1st Point          | Washington | June 5, 2015  | 1      |  | 4,000               | Points   | 3,718   | 282   |
| 1,000th Point      | Phoenix    | May 27, 2018  | 105    |  | 1,000               | Rebounds | 952     | 48    |
| 2,000th Point      | Las Vegas  | Aug. 7, 2020  | 175    |  | 400                 | Steals   | 340     | 60    |
| 3,000th Point      | @ Seattle  | Aug. 7, 2022  | 255    |  |                     |          |         |       |
| 1,000th Assist     | @ Phoenix  | May 6, 2022   | 234    |  |                     |          |         |       |
| 1,5000th Assist    | Seattle    | June 19, 2024 | 299    |  |                     |          |         |       |

| 10+ REBOUNDS & ASSISTS GAMES |         |                        |        |        | 10+ POINT GAMES |     |     |     |
|------------------------------|---------|------------------------|--------|--------|-----------------|-----|-----|-----|
| YEAR                         | REB 10+ | ASTSDOUBLE-DOUBLES 10+ | PT/REB | PT/AST | SCORING YEAR    | 10+ | 20+ | 30+ |
| 2015                         | 0       | 0                      | 0      | 0      | 2015            | 9   | 0   | 0   |
| 2016                         | 0       | 0                      | 0      | 0      | 2016            | 7   | 2   | 0   |
| 2017                         | 0       | 1                      | 1      | 0      | 2017            | 28  | 6   | 0   |
| 2018                         | 0       | 1                      | 1      | 0      | 2018            | 28  | 9   | 0   |
| 2019                         | 1       | 2                      | 1      | 1      | 2019            | 28  | 7   | 1   |
| 2020                         | 0       | 1                      | 0      | 0      | 2020            | 18  | 4   | 0   |
| 2021                         | 0       | 3                      | 1      | 0      | 2021            | 19  | 1   | 0   |
| 2022                         | 0       | 1                      | 1      | 0      | 2022            | 25  | 5   | 0   |
| 2023                         | 1       | 10                     | 10     | 1      | 2023            | 35  | 8   | 0   |
| 2024                         | 0       | 0                      | 0      | 0      | 2024            | 1   | 1   | 0   |
| Totals                       | 2       | 19                     | 15     | 2      | Totals          | 198 | 43  | 1   |

| CAREER REGULAR SEASON STATISTICS |     |     |     |      |      |      |      |     |     |      |      |      |      |      |     |     |      |     |     |     |     |      |     |    |     |     |      |      |
|----------------------------------|-----|-----|-----|------|------|------|------|-----|-----|------|------|------|------|------|-----|-----|------|-----|-----|-----|-----|------|-----|----|-----|-----|------|------|
| YEAR                             | TM  | G   | GS  | MP   | FG   | FGA  | FG%  | 3P  | 3PA | 3P%  | 2P   | 2PA  | 2P%  | eFG% | FT  | FTA | FT%  | OR  | DR  | REB | RPG | A    | S   | B  | TO  | PF  | PTS  | PPG  |
| 2015                             | CON | 34  | 0   | 543  | 86   | 203  | .424 | 23  | 66  | .348 | 63   | 137  | .460 | .480 | 40  | 49  | .816 | 18  | 60  | 78  | 2.3 | 92   | 22  | 5  | 59  | 43  | 235  | 6.9  |
| 2016                             | LAS | 33  | 1   | 540  | 71   | 157  | .452 | 14  | 46  | .304 | 57   | 111  | .514 | .497 | 39  | 50  | .780 | 8   | 50  | 58  | 1.8 | 71   | 16  | 4  | 40  | 38  | 195  | 5.9  |
| 2017                             | LAS | 34  | 34  | 1125 | 184  | 363  | .507 | 53  | 110 | .482 | 131  | 253  | .518 | .580 | 81  | 98  | .827 | 21  | 92  | 113 | 3.3 | 151  | 36  | 8  | 65  | 74  | 502  | 14.8 |
| 2018 *                           | LAS | 34  | 34  | 1111 | 193  | 399  | .484 | 38  | 97  | .392 | 155  | 302  | .513 | .531 | 81  | 97  | .835 | 17  | 99  | 116 | 3.4 | 175  | 48  | 6  | 79  | 65  | 505  | 14.9 |
| 2019 *                           | LAS | 34  | 34  | 1108 | 188  | 452  | .416 | 50  | 131 | .382 | 138  | 321  | .430 | .471 | 66  | 72  | .917 | 14  | 114 | 128 | 3.8 | 202  | 33  | 3  | 108 | 49  | 492  | 14.5 |
| 2020                             | LAS | 22  | 22  | 679  | 122  | 276  | .442 | 18  | 59  | .305 | 104  | 217  | .479 | .475 | 46  | 49  | .939 | 15  | 66  | 81  | 3.7 | 116  | 34  | 2  | 60  | 38  | 308  | 14.0 |
| 2021 *                           | LVA | 32  | 32  | 926  | 148  | 326  | .454 | 27  | 71  | .380 | 121  | 255  | .475 | .495 | 32  | 36  | .889 | 15  | 77  | 92  | 2.9 | 189  | 37  | 9  | 88  | 43  | 355  | 11.1 |
| 2022                             | LVA | 35  | 35  | 1039 | 183  | 373  | .491 | 34  | 100 | .340 | 149  | 273  | .546 | .536 | 81  | 89  | .910 | 10  | 102 | 112 | 3.2 | 212  | 57  | 10 | 80  | 54  | 481  | 13.7 |
| 2023                             | LVA | 40  | 40  | 1288 | 225  | 459  | .490 | 64  | 152 | .421 | 161  | 307  | .524 | .560 | 96  | 107 | .897 | 12  | 146 | 158 | 4.0 | 291  | 57  | 25 | 101 | 73  | 610  | 15.3 |
| 2024                             | LVA | 4   | 2   | 86   | 12   | 22   | .545 | 3   | 7   | .429 | 9    | 15   | .600 | .614 | 8   | 11  | .727 | 1   | 15  | 16  | 4.0 | 17   | 0   | 3  | 8   | 3   | 35   | 8.8  |
| Career                           |     | 302 | 234 | 8445 | 1412 | 3030 | .466 | 324 | 839 | .386 | 1088 | 2191 | .497 | .519 | 570 | 658 | .866 | 131 | 821 | 952 | 3.2 | 1516 | 340 | 75 | 689 | 480 | 3718 | 12.3 |



## MEGAN GUSTAFSON • No. 17

Center • 6-4 • Iowa '19 • 6th Year

### 2023 (PHOENIX, 9-31)

- Started 4 of 34 contests, the most starts and most games in her W career, and connected on 52.6% of her shots from the field, which ranked 6th among league leaders, and also hit 34.9% from 3-point range.
- Shot 4-of-4 from the field, 1-of-1 from afar and 1-of-1 from the line in 14 minutes against Connecticut on August 31.
- Scored a career-high 19 points and grabbed 8 rebounds against Atlanta in fewer than 22 minutes.
- Pulled down a season-high 10 boards to go with 10 points, her lone double-double of the season, against the Aces on June 21.
- After averaging no more than 4.0 ppg and 3.6 rpg in each of her first four seasons, upped her averages to career-bests of 7.9 ppg and 3.9 rpg in 2023
- Ranked among the top 10 league leaders for field goal percentage (6th), 2-point field goal percentage (.576, 4th), true shooting percentage (.608, 10th) and effective field goal percentage (.564, 7th).

### 2022 (PHOENIX, 15-21)

- Played in 33 games off the bench, the most games in a season over her first four years in the league.
- Scored a season-high 15 points on 6-of-10 shooting from the field against Minnesota on August 10.
- Posted one double-double, 12 points and 10 boards, against Chicago on Aug. 14.

### 2021 (WASHINGTON, 19-21)

- Had season-highs of 12 points at Seattle on September 7 and 9 rebounds at Chicago on July 10.
- Washington was 5-6 in the 11 games Gustafson played.

### 2020 (DALLAS, 8-14)

- Dallas had a 4-6 record in the 10 games Gustafson played from July 26-September 13.

### 2019 (DALLAS, 10-24)

- Twice scored 11 points and three times hauled in 8 rebounds as a rookie for Dallas.
- Went 7-of-7 from the line against New York on August 1 and shot a career-best 90.0% from the line on the year.

### INTERNATIONAL (SPAIN)

- The naturalized Spaniard helped Spain earn a 2024 Olympic berth at the 2024 Olympic Qualifying Tournament in Sopron, Hungary. It was her debut in a Spanish jersey.

### COLLEGIATE CAREER HIGHLIGHTS

- In her four years at Iowa, the Hawkeyes posted a 92-43 (.682) record, advanced to postseason play all four years, including the 2019 NCAA Elite Eight, and captured the 2019 Big 10 Tournament and regular season crowns.
- Averaged 20.8 points, 10.8 rebounds and 1.7 blocks per game over her four-year collegiate career, helping Iowa increase its win total from 19 in her freshman season, to 29 as a senior.
- Her No. 10 jersey was retired by the Hawkeyes on January 26, 2020.
- Before being passed in 2023-24 by Caitlin Clark, Gustafson was Iowa's all-time leading scorer (2,804 points), remains as the all-time leading rebounder (1,460) and lists among the top 10 in numerous Iowa single game, single season and all-time career records.

- Her 1,460 rebounds is a Big Ten career record.
- 2019 Naismith, Associated Press, ESPNw and USBWA Player of the Year
- 2019 Senior CLASS Award and Lisa Leslie Award winner.
- Associated Press and USBWA All-America first team (2019) and second team (2018).
- WBCA All-America first team (2019) and honorable mention (2018)
- 2018 (media) and 2019 (media and coaches) Big 10 Player of the Year.
- Unanimous three-time All-Big Ten first team (2017, 2018 and 2019) and was on the 2016 Big Ten All-Freshman Team.
- 2019 Big Ten All-Defensive Team.
- MVP of the 2019 Big Ten Tournament and 2018 and 2019 All-Big Ten Tournament first team selection.

### PERSONAL

- Parents are Eva and Clendon Gustafson.
- Has one sister, Emily, who played basketball at Upper Iowa.
- Father played basketball at UW-Superior and mother played basketball and volleyball at St. Scholastica.

### GO TO MEGAN GUSTAFSON'S BIO ONLINE

- Online bio includes items such as expanded WNBA statistics, more notes, college, international and Spain Basketball Federation statistics, and more!

### RECORD WITHOUT

| Year          | Games Missed | Record With  | Record Without |
|---------------|--------------|--------------|----------------|
| 2019          | 5            | 8-14         | 2-3            |
| 2020          | 12           | 4-6          | 4-8            |
| 2021          | 7            | 5-6          | 1-6            |
| 2022          | 3            | 13-20        | 2-1            |
| 2023          | 6            | 7-27         | 2-4            |
| 2024          | 0            | 10-6         | 0-0            |
| <b>Totals</b> | <b>33</b>    | <b>47-79</b> | <b>11-22</b>   |

MEGAN GUSTAFSON • No. 17

| WNBA RANKINGS               |     |     |     |     |     |     |     |     |     | 2024 REGULAR SEASON HIGHS |       |                         |               |
|-----------------------------|-----|-----|-----|-----|-----|-----|-----|-----|-----|---------------------------|-------|-------------------------|---------------|
|                             | PPG | RPG | APG | SPG | BPG | MPG | FG% | 3G% | FT% | PTS                       |       |                         |               |
| 2019                        | --- | --- | --- | --- | --- | --- | --- | --- | --- | 11                        |       | Minnesota               | June 11       |
| 2020                        | --- | --- | --- | --- | --- | --- | --- | --- | --- | REBS                      | 6     | Connecticut             | June 21       |
| 2021                        | --- | --- | --- | --- | --- | --- | --- | --- | --- | ASTS                      | 1     | 3x, Last vs Connecticut | June 21       |
| 2022                        | --- | --- | --- | --- | --- | --- | --- | --- | --- | STLS                      | 2     | 2x, Last vs Seattle     | June 7        |
| 2023                        | --- | --- | --- | --- | --- | --- | 6th | --- | --- | BLKS                      | 0     |                         |               |
| 2024                        | --- | --- | --- | --- | --- | --- | --- | --- | --- | MINS                      | 15:06 | Los Angeles             | May 18        |
| CAREER REGULAR SEASON HIGHS |     |     |     |     |     |     |     |     |     |                           |       |                         |               |
|                             |     |     |     |     |     |     |     |     |     | PTS                       | 19    | @ Atlanta               | July 25, 2023 |
|                             |     |     |     |     |     |     |     |     |     | REBS                      | 10    | 2x, Last vs Las Vegas   | Aug. 23, 2023 |
|                             |     |     |     |     |     |     |     |     |     | ASTS                      | 3     | 4x, Last vs Washington  | Sept. 5, 2023 |
|                             |     |     |     |     |     |     |     |     |     | STLS                      | 2     | 4x, Last vs Seattle     | June 7, 2024  |
|                             |     |     |     |     |     |     |     |     |     | BLKS                      | 3     | @ Atlanta               | July 25, 2023 |
|                             |     |     |     |     |     |     |     |     |     | MINS                      | 27:37 | Indiana                 | Aug. 20, 2023 |

| SEASON HIGHS |     |      |      |      |      |       |     |     |     |     |     |     |  |
|--------------|-----|------|------|------|------|-------|-----|-----|-----|-----|-----|-----|--|
|              | PTS | REBS | ASTS | STLS | BLKS | MIN   | FGM | FGA | 3PM | 3PA | FTM | FTA |  |
| 2019         | 11  | 8    | 1    | 1    | 1    | 27:10 | 4   | 7   | 1   | 3   | 7   | 7   |  |
| 2020         | 8   | 3    | 1    | 0    | 1    | 16:16 | 2   | 5   | 0   | 1   | 4   | 4   |  |
| 2021         | 12  | 9    | 0    | 1    | 1    | 20:40 | 6   | 9   | 0   | 1   | 3   | 5   |  |
| 2022         | 15  | 10   | 3    | 2    | 1    | 26:14 | 6   | 10  | 2   | 3   | 3   | 5   |  |
| 2023         | 19  | 10   | 3    | 2    | 3    | 27:37 | 7   | 15  | 2   | 4   | 5   | 6   |  |
| 2024         | 11  | 6    | 1    | 2    | 0    | 15:06 | 4   | 9   | 2   | 4   | 2   | 2   |  |

| MILESTONES REACHED |            |               |        | UPCOMING MILESTONES |          |         |       |
|--------------------|------------|---------------|--------|---------------------|----------|---------|-------|
| Mark               | Opponent   | Date          | Game # | Mark                | Category | Current | Needs |
| 1st Point          | Phoenix    | June 20, 2019 | 1      | 600                 | Points   | 566     | 34    |
| 500th Point        | Washington | Sept. 5, 2023 | 110    |                     |          |         |       |
| 300th Rebound      | Las Vegas  | Sept. 8, 2023 | 111    |                     |          |         |       |

| 10+ REBOUNDS & ASSISTS GAMES |     |      |                |        | 10+ POINT GAMES |     |     |
|------------------------------|-----|------|----------------|--------|-----------------|-----|-----|
|                              | REB | ASTS | DOUBLE-DOUBLES |        | SCORING         |     |     |
| YEAR                         | 10+ | 10+  | PT/REB         | PT/AST | YEAR            | 10+ | 20+ |
| 2019                         | 0   | 0    | 0              | 0      | 2019            | 2   | 0   |
| 2020                         | 0   | 0    | 0              | 0      | 2020            | 0   | 0   |
| 2021                         | 0   | 0    | 0              | 0      | 2021            | 1   | 0   |
| 2022                         | 1   | 0    | 1              | 0      | 2022            | 2   | 0   |
| 2023                         | 1   | 0    | 1              | 0      | 2023            | 14  | 0   |
| 2024                         | 0   | 0    | 0              | 0      | 2024            | 1   | 0   |
| Totals                       | 2   | 0    | 2              | 0      | Totals          | 20  | 0   |

| CAREER REGULAR SEASON STATISTICS |     |     |    |      |     |     |      |    |     |      |     |     |      |      |    |     |      |     |     |     |     |    |    |    |    |     |     |     |
|----------------------------------|-----|-----|----|------|-----|-----|------|----|-----|------|-----|-----|------|------|----|-----|------|-----|-----|-----|-----|----|----|----|----|-----|-----|-----|
| YEAR                             | TM  | G   | GS | MP   | FG  | FGA | FG%  | 3P | 3PA | 3P%  | 2P  | 2PA | 2P%  | eFG% | FT | FTA | FT%  | OR  | DR  | REB | RPG | A  | S  | B  | TO | PF  | PTS | PPG |
| 2019                             | DAL | 25  | 0  | 238  | 27  | 55  | .491 | 1  | 9   | .111 | 26  | 46  | .565 | .500 | 18 | 20  | .900 | 20  | 43  | 63  | 2.5 | 7  | 4  | 6  | 10 | 26  | 73  | 2.9 |
| 2020                             | DAL | 10  | 0  | 48   | 4   | 14  | .286 | 0  | 1   | .000 | 4   | 13  | .308 | .286 | 6  | 9   | .667 | 6   | 5   | 11  | 1.1 | 1  | 0  | 1  | 2  | 9   | 14  | 1.4 |
| 2021                             | WAS | 11  | 1  | 109  | 19  | 32  | .594 | 0  | 2   | .000 | 19  | 30  | .633 | .594 | 6  | 9   | .667 | 11  | 29  | 40  | 3.6 | 0  | 2  | 1  | 9  | 10  | 44  | 4.0 |
| 2022                             | PHO | 33  | 0  | 318  | 50  | 91  | .549 | 12 | 26  | .462 | 38  | 65  | .585 | .615 | 13 | 17  | .765 | 17  | 47  | 64  | 1.9 | 17 | 6  | 5  | 24 | 62  | 125 | 3.8 |
| 2023                             | PHO | 34  | 4  | 514  | 102 | 194 | .526 | 15 | 43  | .349 | 87  | 151 | .576 | .564 | 50 | 62  | .806 | 46  | 85  | 131 | 3.9 | 25 | 13 | 14 | 37 | 65  | 269 | 7.9 |
| 2024                             | LVA | 16  | 0  | 134  | 15  | 37  | .405 | 5  | 23  | .217 | 10  | 14  | .714 | .473 | 6  | 7   | .857 | 10  | 19  | 29  | 1.8 | 3  | 6  | 0  | 6  | 18  | 41  | 2.6 |
| Career                           |     | 129 | 5  | 1361 | 217 | 423 | .513 | 33 | 104 | .317 | 184 | 319 | .577 | .552 | 99 | 124 | .798 | 110 | 228 | 338 | 2.6 | 53 | 31 | 27 | 88 | 190 | 566 | 4.4 |





TIFFANY HAYES • No. 15

Guard • 5-10 • Connecticut '12 • 12th Year

WNBA CAREER HIGHLIGHTS

- All-WNBA First Team (2018)
- WNBA All-Defensive Second Team (2018)
- Breakout campaign in 2018 saw her finish sixth in MVP balloting and fourth in Defensive Player of the Year voting when she was a three-time pick as Eastern Conference Player of the Week
- Eastern Conference Player of the Month (May 2017)
- WNBA All-Rookie Team (2012)

INTERNATIONAL (3X3 AZERBAIJAN)

- Will play 3x3 in the 2024 Olympic Games after helping Azerbaijan qualify for Olympics by leading her team to the gold medal at the 2024 3x3 FIBA Universality Qualifying Tournament from April 12-14 in Hong Kong.
- Named MVP of the 3x3 Olympic Qualifier and averaged a team-high 6.5 ppg (5th in tournament)
- Played for Azerbaijan in the 2015 European Games.

INTERNATIONAL (USA)

- Earned gold playing for USA Basketball at the 2009 World University Games.

2023 (CONNECTICUT)

- Became seventh fastest player to tally at least 4,000 points, 1,000 rebounds, 750 assists, 300 steals and 350 3-point field goals in WNBA history-307 games (1 of 15 to accomplish in league history).
- Tied her postseason career-high with 30 points in Game 2 of the WNBA Semifinals against New York on Sept. 26.

2022 (ATLANTA)

- Played her first game of the season at New York (6/23) after missing the beginning of the season because of overseas obligations and a right knee injury.
- Scored in double-digits in 10 straight games until an injury 11 minutes into her last game of the season against Dallas (7/30).

2021 (ATLANTA)

- Only player in the WNBA in 2021 to average at least 14 points (14.67), 1.5 steals (1.57) and 3 assists per game (3.0).
- Missed nine games in the middle of the season after tearing her right ACL at Washington on June 17.

2020

- Opted out of the 2020 season.

2019 (ATLANTA)

- Reached 3,000 career points with a team-leading and then-season-high 28 points against Indiana (6/19)
- Sat out the final three games of the season with a knee injury.

2017 (ATLANTA)

- Led the Dream in scoring with a career-high 16.3 points per game.
- Earned first career start and appearance in the WNBA All-Star game.
- Named Eastern Conference Player of the Month (May).

2016 (ATLANTA)

- Scored 30 points and shot 10-of-17 from the field in Atlanta's second round playoff loss to the Chicago Sky (9/25).
- Appeared in one postseason contest for the Dream dropping a postseason career-high 30 points against Chicago on Sept. 25.

2014 (ATLANTA)

- Ranked fourth in the WNBA among guards in field goal percentage (.463)
- Ranked eighth in assist/turnover ratio (2.15)

2013 (ATLANTA)

- Missed seven games due to surgery to repair a torn meniscus in her left knee July 9, and four more games after aggravating the injury.
- Team was 15-8 when she played, 2-9 when she didn't.

2012 (ATLANTA)

- Named to the 2012 WNBA All-Rookie Team
- Ranked fifth among all rookies in the WNBA in scoring at 8.6 points per game, second in assists (2.1) and 10th in rebounding (3.1)

OVERSEAS

- Has competed professionally overseas in Brazil, Israel, Poland, Spain and Turkey.

COLLEGIATE CAREER HIGHLIGHTS

- Two-time All-Big East first team selection.
- Helped Connecticut to two national championships and four Final Four appearances.
- Finished career with 147-7 record as a Husky.
- Most Outstanding Player of the 2012 Kingston Regional
- Wooden Award and Wade Trophy finalist.
- Associated Press All-America third team.

PERSONAL:

- Parents are Dorothy and Renard Hayes
- Majored in Sociology at Connecticut
- Led Winter Haven High School to a combined record of 117-9 during four-year prep career.
- Also lettered in softball and cross country in high school.

SEASON HIGHS

|      | PTS                                 | REBS | ASTS | STLS | BLKS | MIN   | FGM | FGA | 3PM | 3PA | FTM | FTA |
|------|-------------------------------------|------|------|------|------|-------|-----|-----|-----|-----|-----|-----|
| 2012 | 23                                  | 9    | 7    | 5    | 2    | 42:00 | 8   | 15  | 3   | 6   | 8   | 9   |
| 2013 | 23                                  | 7    | 8    | 3    | 1    | 31:00 | 7   | 14  | 3   | 6   | 8   | 10  |
| 2014 | 27                                  | 6    | 7    | 4    | 2    | 46:00 | 9   | 15  | 4   | 8   | 8   | 9   |
| 2015 | 28                                  | 9    | 6    | 3    | 3    | 37:31 | 7   | 18  | 4   | 8   | 14  | 15  |
| 2016 | 32                                  | 11   | 6    | 4    | 2    | 40:33 | 11  | 18  | 3   | 7   | 11  | 13  |
| 2017 | 25                                  | 7    | 6    | 4    | 1    | 38:26 | 9   | 19  | 4   | 9   | 11  | 12  |
| 2018 | 28                                  | 8    | 5    | 3    | 1    | 37:09 | 10  | 18  | 6   | 11  | 11  | 15  |
| 2019 | 34                                  | 7    | 6    | 4    | 2    | 38:05 | 12  | 24  | 4   | 8   | 12  | 15  |
| 2020 | DNP -- Opted out of the 2020 season |      |      |      |      |       |     |     |     |     |     |     |
| 2021 | 31                                  | 8    | 6    | 5    | 1    | 37:24 | 11  | 18  | 5   | 7   | 7   | 9   |
| 2022 | 31                                  | 8    | 6    | 1    | 1    | 33:00 | 11  | 15  | 4   | 6   | 8   | 9   |
| 2023 | 28                                  | 7    | 8    | 3    | 1    | 40:00 | 8   | 16  | 4   | 8   | 10  | 10  |
| 2024 | 17                                  | 6    | 4    | 2    | 1    | 27:48 | 5   | 13  | 1   | 6   | 6   | 7   |

RECORD WITHOUT

| Year   | Games Record |         |         |
|--------|--------------|---------|---------|
|        | Missed       | With    | Without |
| 2012   | 0            | 20-17   | 0-0     |
| 2013   | 11           | 19-12   | 2-9     |
| 2014   | 0            | 20-17   | 0-0     |
| 2015   | 6            | 13-15   | 2-4     |
| 2016   | 2            | 17-17   | 1-1     |
| 2017   | 1            | 12-21   | 0-1     |
| 2018   | 3            | 24-12   | 1-2     |
| 2019   | 5            | 7-22    | 1-4     |
| 2020   | 22           | 0-0     | 7-15    |
| 2021   | 11           | 7-14    | 1-10    |
| 2022   | 25           | 4-7     | 10-15   |
| 2023   | 0            | 30-17   | 0-0     |
| 2024   | 0            | 6-4     | 0-0     |
| Totals | 86           | 179-175 | 25-61   |

TIFFANY HAYES • NO. 15

| WNBA RANKINGS |                                     |     |      |      |     |      |      |      |      | 2024 REGULAR SEASON HIGHS   |       |     |             |            |               |              |
|---------------|-------------------------------------|-----|------|------|-----|------|------|------|------|-----------------------------|-------|-----|-------------|------------|---------------|--------------|
|               | PPG                                 | RPG | APG  | SPG  | BPG | MPG  | FG%  | 3G%  | FT%  | PTS                         | 17    | 2x, | Last @      | Washington | June 29       |              |
| 2012          | ---                                 | --- | ---  | ---  | --- | ---  | ---  | ---  | 24th | REBS                        | 6     | @   | Dallas      |            | June 5        |              |
| 2013          | ---                                 | --- | ---  | ---  | --- | ---  | ---  | ---  | ---  | ASTS                        | 4     | 2x, | Last vs     | Seattle    | June 7        |              |
| 2014          | 22nd                                | --- | 29th | ---  | --- | 27th | 18th | 16th | ---  | STLS                        | 2     |     | Seattle     |            | June 19       |              |
| 2015          | 18th                                | --- | 28th | 24th | --- | 14th | ---  | ---  | ---  | BLKS                        | 1     | 3x, | Last @      | Washington | June 29       |              |
| 2016          | 12th                                | --- | ---  | 18th | --- | 13th | 29th | ---  | ---  | MINS                        | 27:48 | @   | Los Angeles |            | June 9        |              |
| 2017          | 13th                                | --- | ---  | 15th | --- | 20th | 29th | 15th | 19th | CAREER REGULAR SEASON HIGHS |       |     |             |            |               |              |
| 2018          | 14th                                | --- | ---  | 22nd | --- | 21st | 30th | ---  | 24th |                             |       |     |             |            |               |              |
| 2019          | 11th                                | --- | 21st | ---  | --- | 28th | ---  | ---  | ---  | PTS                         | 34    |     | Indiana     |            | Aug. 10, 2019 |              |
| 2020          | DNP -- Opted out of the 2020 season |     |      |      |     |      |      |      |      |                             | REBS  | 11  |             | New York   |               | May 24, 2016 |
| 2021          | ---                                 | --- | ---  | ---  | --- | ---  | 26th | 9th  | 16th | ASTS                        | 8     | 2x, | Last vs     | Washington | May 23, 2023  |              |
| 2022          | ---                                 | --- | ---  | ---  | --- | ---  | ---  | ---  | ---  | STLS                        | 5     | 2x, | Last vs     | Washington | June 17, 2021 |              |
| 2023          | 31st                                | --- | 29th | ---  | --- | ---  | 19th | 23rd | ---  | BLKS                        | 3     |     | Los Angeles |            | July 16, 2015 |              |
| 2024          | ---                                 | --- | ---  | ---  | --- | ---  | ---  | ---  | ---  | MINS                        | 46:00 | @   | Minnesota   |            | July 22, 2014 |              |

| MILESTONES REACHED |            |               |        |
|--------------------|------------|---------------|--------|
| Mark               | Opponent   | Date          | Game # |
| 1st Point          | @ Indiana  | May 19, 2012  | 1      |
| 500th Point        | @ New York | Sept. 6, 2013 | 53     |
| 1,000th Point      | @ New York | June 5, 2015  | 92     |
| 2,000th Point      | @ Seattle  | June 13, 2017 | 161    |
| 3,000th Point      | Indiana    | June 19, 2019 | 223    |
| 4,000th Point      | New York   | June 27, 2023 | 293    |
| 1,000th Rebound    | Minnesota  | July 30, 2023 | 302    |

| UPCOMING MILESTONES |          |         |       |
|---------------------|----------|---------|-------|
| Mark                | Category | Current | Needs |
| 4,500               | Points   | 4399    | 101   |
| 800                 | Assists  | 793     | 7     |

| 10+ REBOUNDS & ASSISTS GAMES |     |      |                |
|------------------------------|-----|------|----------------|
|                              | REB | ASTS | DOUBLE-DOUBLES |
| YEAR                         | 10+ | 10+  | PT/REB         |
| 2012                         | 0   | 0    | 0              |
| 2013                         | 0   | 0    | 0              |
| 2014                         | 0   | 0    | 0              |
| 2015                         | 0   | 0    | 0              |
| 2016                         | 1   | 0    | 1              |
| 2017                         | 0   | 0    | 0              |
| 2018                         | 0   | 0    | 0              |
| 2019                         | 0   | 0    | 0              |
| 2020                         | --- | ---  | ---            |
| 2021                         | 0   | 0    | 0              |
| 2022                         | 0   | 0    | 0              |
| 2023                         | 0   | 0    | 0              |
| 2024                         | 0   | 0    | 0              |
| Totals                       | 1   | 0    | 1              |

| 10+ POINT GAMES |         |     |     |
|-----------------|---------|-----|-----|
|                 | SCORING | 20+ | 30+ |
| YEAR            | 10+     | 20+ | 30+ |
| 2012            | 16      | 1   | 0   |
| 2013            | 12      | 3   | 0   |
| 2014            | 25      | 5   | 0   |
| 2015            | 22      | 1   | 0   |
| 2016            | 25      | 9   | 1   |
| 2017            | 30      | 8   | 0   |
| 2018            | 29      | 12  | 0   |
| 2019            | 22      | 6   | 1   |
| 2020            | ---     | --- | --- |
| 2021            | 15      | 8   | 1   |
| 2022            | 10      | 3   | 1   |
| 2023            | 28      | 4   | 0   |
| 2024            | 5       | 0   | 0   |
| Totals          | 239     | 60  | 4   |

| CAREER REGULAR SEASON STATISTICS |                                     |     |     |      |      |      |      |     |      |      |      |      |      |      |      |      |      |     |     |      |     |     |     |    |     |     |      |      |
|----------------------------------|-------------------------------------|-----|-----|------|------|------|------|-----|------|------|------|------|------|------|------|------|------|-----|-----|------|-----|-----|-----|----|-----|-----|------|------|
| YEAR                             | TM                                  | G   | GS  | MP   | FG   | FGA  | FG%  | 3P  | 3PA  | 3P%  | 2P   | 2PA  | 2P%  | eFG% | FT   | FTA  | FT%  | OR  | DR  | REB  | RPG | A   | S   | B  | TO  | PF  | PTS  | PPG  |
| 2012                             | ATL                                 | 34  | 17  | 787  | 90   | 231  | .390 | 21  | 77   | .273 | 69   | 154  | .448 | .435 | 92   | 117  | .786 | 24  | 81  | 105  | 3.1 | 73  | 28  | 12 | 51  | 89  | 293  | 8.6  |
| 2013                             | ATL                                 | 23  | 4   | 513  | 80   | 197  | .406 | 23  | 61   | .377 | 57   | 136  | .419 | .464 | 76   | 102  | .745 | 20  | 66  | 86   | 3.7 | 39  | 27  | 3  | 40  | 52  | 259  | 11.3 |
| 2014                             | ATL                                 | 34  | 32  | 966  | 143  | 307  | .466 | 40  | 112  | .357 | 103  | 195  | .528 | .531 | 111  | 146  | .760 | 31  | 70  | 101  | 3.0 | 86  | 34  | 9  | 40  | 83  | 437  | 12.9 |
| 2015                             | ATL                                 | 28  | 27  | 836  | 115  | 293  | .392 | 31  | 113  | .274 | 84   | 180  | .467 | .445 | 99   | 123  | .805 | 29  | 55  | 84   | 3.0 | 62  | 29  | 11 | 47  | 97  | 360  | 12.9 |
| 2016                             | ATL                                 | 33  | 33  | 1016 | 153  | 347  | .441 | 32  | 117  | .274 | 121  | 230  | .526 | .487 | 156  | 194  | .804 | 33  | 79  | 112  | 3.4 | 78  | 40  | 8  | 59  | 94  | 494  | 15.0 |
| 2017                             | ATL                                 | 33  | 33  | 989  | 166  | 381  | .436 | 48  | 129  | .372 | 118  | 252  | .468 | .499 | 158  | 185  | .854 | 31  | 96  | 127  | 3.8 | 80  | 41  | 8  | 62  | 102 | 538  | 16.3 |
| 2018                             | ATL                                 | 31  | 29  | 897  | 177  | 401  | .441 | 42  | 131  | .321 | 135  | 270  | .500 | .494 | 138  | 169  | .817 | 28  | 84  | 112  | 3.6 | 83  | 36  | 7  | 50  | 65  | 534  | 17.2 |
| 2019                             | ATL                                 | 29  | 29  | 817  | 147  | 374  | .393 | 36  | 117  | .308 | 111  | 257  | .432 | .441 | 97   | 127  | .764 | 21  | 66  | 87   | 3.0 | 82  | 29  | 8  | 70  | 71  | 427  | 14.7 |
| 2020                             | DNP -- Opted out of the 2020 season |     |     |      |      |      |      |     |      |      |      |      |      |      |      |      |      |     |     |      |     |     |     |    |     |     |      |      |
| 2021                             | ATL                                 | 21  | 19  | 595  | 105  | 240  | .438 | 34  | 84   | .405 | 71   | 156  | .455 | .508 | 64   | 75   | .853 | 14  | 53  | 67   | 3.2 | 63  | 33  | 4  | 31  | 65  | 308  | 14.7 |
| 2022                             | ATL                                 | 11  | 11  | 303  | 66   | 121  | .545 | 18  | 42   | .429 | 48   | 79   | .608 | .620 | 28   | 41   | .683 | 3   | 37  | 40   | 3.6 | 23  | 8   | 1  | 22  | 33  | 178  | 16.2 |
| 2023                             | CON                                 | 40  | 40  | 1082 | 168  | 353  | .476 | 48  | 131  | .366 | 120  | 222  | .541 | .544 | 98   | 126  | .778 | 38  | 82  | 120  | 3.0 | 105 | 34  | 3  | 56  | 114 | 482  | 12.1 |
| 2024                             | LVA                                 | 10  | 2   | 223  | 29   | 67   | .433 | 9   | 29   | .310 | 20   | 38   | .526 | .500 | 22   | 29   | .759 | 6   | 24  | 30   | 3.0 | 19  | 8   | 3  | 8   | 25  | 89   | 8.9  |
| Career                           |                                     | 327 | 276 | 9024 | 1439 | 3312 | .434 | 382 | 1143 | .334 | 1057 | 2169 | .487 | .492 | 1139 | 1434 | .794 | 278 | 793 | 1071 | 3.3 | 793 | 347 | 77 | 537 | 890 | 4399 | 13.3 |



KATE MARTIN • No. 20

Guard • 6-0 • Iowa '24 • Rookie

WNBA CAREER HIGHLIGHTS

- Selected No. 18 by the Las Vegas Aces in the 2024 WNBA Draft.

2024 (LAS VEGAS)

- Scored her first points, a 3-pointer, against Los Angeles on May 18.

COLLEGIATE HIGHLIGHTS

- Over her five years suiting up for Iowa, the Hawkeyes posted a 132-37 (.781) record, advanced to four-straight NCAA Tournaments, including the past two championship games, the 2021 Sweet 16 and 2022 second round. Iowa also captured the past three Big 10 Tournament championships and the 2022 Big 10 regular season title.
- Started the final 139 games of her career.
- Named to the 2024 All-Big 10 second team.
- Earned 2020, 2021 and 2022 Big Ten Sportsmanship Awards.
- Tore the ACL in her left knee in a 2018 practice for the Illinois High School All-Star Game and sat out the 2018-19 season.

PERSONAL

- Hails from Edwardsville, Illinois.
- Played varsity basketball and volleyball for Edwardsville High School.
- Father played football for Western Illinois University, older sister played basketball for Truman State. Also has an older brother.

RECORD WITHOUT

| Year   | Games Missed | Record With | Record Without |
|--------|--------------|-------------|----------------|
| 2024   | 1            | 9-6         | 1-0            |
| Totals | 1            | 9-6         | 1-0            |

WNBA RANKINGS

|      | PPG | RPG | APG | SPG | BPG | MPG | FG% | 3G%  | FT% |
|------|-----|-----|-----|-----|-----|-----|-----|------|-----|
| 2024 | --- | --- | --- | --- | --- | --- | --- | 19th | --- |

2024 REGULAR SEASON HIGHS

|      |       |     |                     |        |
|------|-------|-----|---------------------|--------|
| PTS  | 13    | @   | Los Angeles         | June 9 |
| REBS | 7     |     | Indiana             | May 25 |
| ASTS | 3     | 3x, | Last at Los Angeles | June 9 |
| STLS | 2     | @   | Dallas              | June 5 |
| BLKS | 2     |     | Seattle             | June 7 |
| MINS | 32:09 | @   | Los Angeles         | June 9 |

SEASON/CAREER HIGHS

|      | PTS | REBS | ASTS | STLS | BLKS | MIN   | FGM | FGA | 3PM | 3PA | FTM | FTA |
|------|-----|------|------|------|------|-------|-----|-----|-----|-----|-----|-----|
| 2024 | 13  | 7    | 3    | 2    | 2    | 39:10 | 5   | 8   | 3   | 6   | 4   | 4   |

CAREER REGULAR SEASON HIGHS

|      |       |     |                     |        |
|------|-------|-----|---------------------|--------|
| PTS  | 13    | @   | Los Angeles         | June 9 |
| REBS | 7     |     | Indiana             | May 25 |
| ASTS | 3     | 3x, | Last at Los Angeles | June 9 |
| STLS | 2     | @   | Dallas              | June 5 |
| BLKS | 2     |     | Seattle             | June 7 |
| MINS | 32:09 | @   | Los Angeles         | June 9 |

MILESTONES REACHED

| Mark      | Opponent    | Date      | Game # |
|-----------|-------------|-----------|--------|
| 1st Point | Los Angeles | 5/18/2024 | 1      |

UPCOMING MILESTONES

| Mark | Category | Current | Needs |
|------|----------|---------|-------|
| 100  | Points   | 58      | 42    |
| 100  | Rebounds | 33      | 67    |

10+ REBOUNDS & ASSISTS GAMES

|        | REB | ASTS | DUB-DUBS       |
|--------|-----|------|----------------|
| YEAR   | 10+ | 10+  | REB/AST PT/AST |
| 2024   | 0   | 0    | 0 0            |
| Totals | 0   | 0    | 0 0            |

10+ POINT GAMES

|        | SCORING |
|--------|---------|
| YEAR   | 10+ 20+ |
| 2024   | 2 0     |
| Totals | 2 0     |


CAREER REGULAR SEASON STATISTICS

| YEAR   | TM  | G  | GS | MP  | FG | FGA | FG%  | 3P | 3PA | 3P%  | 2P | 2PA | 2P%  | eFG% | FT | FTA | FT%   | OR | DR | REB | RPG | A  | S | B | TO | PF | PTS | PPG |
|--------|-----|----|----|-----|----|-----|------|----|-----|------|----|-----|------|------|----|-----|-------|----|----|-----|-----|----|---|---|----|----|-----|-----|
| 2024   | LVA | 15 | 1  | 236 | 19 | 53  | .358 | 14 | 37  | .378 | 5  | 16  | .313 | .491 | 6  | 6   | 1.000 | 4  | 29 | 33  | 2.2 | 17 | 3 | 4 | 10 | 19 | 58  | 3.9 |
| Career |     | 15 | 1  | 236 | 19 | 53  | .358 | 14 | 37  | .378 | 5  | 16  | .313 | .491 | 6  | 6   | 1.000 | 4  | 29 | 33  | 2.2 | 17 | 3 | 4 | 10 | 19 | 58  | 3.9 |



## KELSEY PLUM • No. 10

Guard • 5-8 • Washington '17 • 7th Year



### WNBA CAREER HIGHLIGHTS

- 2022 & 2023 WNBA Champion
- 2024, 2023 & 2022 All-Star
- 2022 All-Star MVP
- 2021 6th Player of the Year
- 2023 All-Star Skills Challenge winner
- 1-time Western Conference Player of the Month (Sept. 2021)
- 3-time Western Conference Player of the Week (2 times in 2022, 1 time in 2021)

### 2023 (LAS VEGAS)

- Won her 2nd WNBA Championship.
- Named as an All-Star for the second time in her career.
- Teamed with Chelsea Gray to win the All-Star Skills Challenge
- Averaged 21.3 ppg, 4.0 rpg and 4.0 apg in the Finals, including her top 2 playoff career-highs of 29 points on Oct. 15 and 26 points on Oct. 8.
- Scored a then-franchise-high 40 points at Minnesota on July 9 and got her first points-assists double- double of the year with 19 points and 10 assists vs. Washington on Aug. 11 and her second with 12 points and 10 assists vs Washington on Aug. 31.
- Scored 20 or more points 16 times and had 1 30-point and 1 40-point game.
- Prior to the May 25 game in LA, made at least 1 3-pointer in 45-straight regular season games, which was tied for the third- long-est streak in WNBA history.
- Missed the July 5 game vs. Dallas (back).

### 2022 (LAS VEGAS)

- Leading All-Star vote-getter among guards
- Tied a WNBA record by making at least 3 3-pointers in 9-straight games (Diana Taurasi)

### 2021 (LAS VEGAS)

- Missed 6 games in May/June while training with the USA 3x3 team.

### 2020 (LAS VEGAS)

- Did Not Play—Injured (left Achilles)

### 2018 (LAS VEGAS)

- Recorded her first career double-double with 20 points and a career-high 13 assists at Atlanta Aug. 7

### INTERNATIONAL HIGHLIGHTS

- Named on June 11 to the USA National Team that will compete in the 2024 Paris Olympic Games.
- 2020 Olympic Gold Medalist (3x3)
- 2018 & 2022 FIBA World Cup gold medalist
- 2015 Pan American Games silver medalist
- 2013 FIBA U19 World Cup gold medalist

### COLLEGIATE HIGHLIGHTS

- Unanimous 2017 National Player of the Year
- Two-time All-American
- NCAA career (3,257) and single-season (1,109) scoring leader; broke 33-year-old NCAA career free throw record with 912

### GO TO KELSEY PLUM'S COMPLETE BIO ONLINE

- Online bio includes items such as expanded WNBA statistics, more notes, college, international and USA Basketball statistics, and more

### RECORD WITHOUT

| Year   | Games Missed | Record With | Record Without |
|--------|--------------|-------------|----------------|
| 2017   | 3            | 8-23        | 0- 3           |
| 2018   | 2            | 14-17       | 0- 2           |
| 2019   | 0            | 21-13       | 0- 0           |
| 2020   | 22           | 0- 0        | 18-4           |
| 2021   | 6            | 20- 6       | 4- 2           |
| 2022   | 0            | 26-10       | 0- 0           |
| 2023   | 1            | 33- 6       | 1- 0           |
| 2024   | 0            | 10- 6       | 0- 0           |
| Totals | 34           | 132-81      | 23-11          |



KELSEY PLUM • No. 10

| WNBA RANKINGS |      |     |      |      |     |      |      |      |      | 2024 REGULAR SEASON HIGHS   |       |              |             |               |
|---------------|------|-----|------|------|-----|------|------|------|------|-----------------------------|-------|--------------|-------------|---------------|
|               | PPG  | RPG | APG  | SPG  | BPG | MPG  | FG%  | 3G%  | FT%  | PTS                         | 27    |              |             |               |
| 2017          | ---  | --- | 20th | ---  | --- | ---  | ---  | 17th | 14th | REBS                        | 5     | @            | Phoenix     | May 21        |
| 2018          | ---  | --- | 13th | ---  | --- | ---  | 21st | 4th  | ---  | ASTS                        | 8     | 2x,          | Chicago     | June 27       |
| 2019          | ---  | --- | 19th | ---  | --- | ---  | ---  | 24th | ---  | STLS                        | 3     | Last @       | Washington  | June 29       |
| 2021          | 16th | --- | 14th | ---  | --- | ---  | ---  | 13th | 1st  | BLKS                        | 1     | @            | Los Angeles | May 18        |
| 2022          | 2nd  | --- | 9th  | ---  | --- | 5th  | ---  | 4th  | 17th | MINS                        | 40:00 |              | Chicago     | June 27       |
| 2023          | 8th  | --- | 10th | 22nd | --- | 13th | 20th | 16th | 3rd  |                             |       |              | Seattle     | June 7        |
| 2024          | 11th | --- | 9th  | ---  | --- | 2nd  | ---  | ---  | 27th | CAREER REGULAR SEASON HIGHS |       |              |             |               |
|               |      |     |      |      |     |      |      |      |      | PTS                         | 40    | @            | Minnesota   | July 9, 2023  |
|               |      |     |      |      |     |      |      |      |      | REBS                        | 9     |              | Los Angeles | June 29, 2018 |
|               |      |     |      |      |     |      |      |      |      | ASTS                        | 13    | @            | Atlanta     | Aug. 7, 2018  |
|               |      |     |      |      |     |      |      |      |      | STLS                        | 6     |              | Washington  | June 25, 2022 |
|               |      |     |      |      |     |      |      |      |      | BLKS                        | 1     | 17x, Last @  | Chicago     | June 27, 2024 |
|               |      |     |      |      |     |      |      |      |      | MINS                        | 40    | 3x, Last vs. | Seattle     | June 7, 2024  |

| SEASON HIGHS |                |      |      |      |      |       |     |     |     |     |     |     |  |
|--------------|----------------|------|------|------|------|-------|-----|-----|-----|-----|-----|-----|--|
|              | PTS            | REBS | ASTS | STLS | BLKS | MIN   | FGM | FGA | 3PM | 3PA | FTM | FTA |  |
| 2017         | 23             | 6    | 12   | 3    | 1    | 39:53 | 7   | 17  | 5   | 9   | 6   | 6   |  |
| 2018         | 21             | 9    | 13   | 4    | 1    | 37:00 | 9   | 14  | 5   | 8   | 5   | 6   |  |
| 2019         | 21             | 7    | 8    | 3    | 1    | 37:21 | 8   | 17  | 5   | 9   | 5   | 6   |  |
| 2020         | DNP -- Injured |      |      |      |      |       |     |     |     |     |     |     |  |
| 2021         | 32             | 6    | 8    | 5    | 1    | 30:42 | 11  | 18  | 5   | 8   | 8   | 9   |  |
| 2022         | 32             | 6    | 11   | 6    | 1    | 40:00 | 10  | 22  | 5   | 11  | 9   | 11  |  |
| 2023         | 40             | 6    | 10   | 5    | 0    | 38:21 | 14  | 20  | 6   | 12  | 8   | 8   |  |
| 2024         | 27             | 5    | 8    | 3    | 1    | 40:00 | 9   | 23  | 7   | 14  | 6   | 6   |  |

| MILESTONES REACHED |             |           |        | UPCOMING MILESTONES |          |         |       |
|--------------------|-------------|-----------|--------|---------------------|----------|---------|-------|
| Mark               | Opponent    | Date      | Game # | Mark                | Category | Current | Needs |
| 1st Point          | Dallas      | 5/25/2017 | 1      | 3,000               | Points   | 2,968   | 32    |
| 1,000th Point      | Atlanta     | 7/4/2021  | 108    | 200                 | Steals   | 186     | 14    |
| 2,000th Point      | Los Angeles | 5/27/2023 | 161    |                     |          |         |       |
| 2,500th Point      | Washington  | 8/11/2023 | 186    |                     |          |         |       |
| 500th Assist       | Los Angeles | 6/11/2022 | 135    |                     |          |         |       |
| 800th Assist       | Phoenix     | 5/21/2024 | 200    |                     |          |         |       |
| 500th Rebound      | Seattle     | 6/7/2024  | 205    |                     |          |         |       |

| 10+ REBOUNDS & ASSISTS GAMES |                |      |          | 10+ POINT GAMES |                |     |     |     |
|------------------------------|----------------|------|----------|-----------------|----------------|-----|-----|-----|
|                              | REB            | ASTS | DUB-DUBS | SCORING         |                |     |     |     |
| YEAR                         | 10+            | 10+  | PT/AST   | YEAR            | 10+            | 20+ | 30+ | 40+ |
| 2017                         | 0              | 1    | 0        | 2017            | 13             | 1   | 0   | 0   |
| 2018                         | 0              | 2    | 1        | 2018            | 14             | 4   | 0   | 0   |
| 2019                         | 0              | 0    | 0        | 2019            | 17             | 2   | 0   | 0   |
| 2020                         | DNP -- Injured |      |          | 2020            | DNP -- Injured |     |     |     |
| 2021                         | 0              | 0    | 0        | 2021            | 20             | 8   | 2   | 0   |
| 2022                         | 0              | 2    | 2        | 2022            | 35             | 19  | 1   | 0   |
| 2023                         | 0              | 2    | 2        | 2023            | 36             | 16  | 2   | 1   |
| 2024                         | 0              | 0    | 0        | 2024            | 15             | 6   | 0   | 0   |
| Totals                       | 0              | 7    | 5        | Totals          | 150            | 56  | 5   | 1   |

| CAREER REGULAR SEASON STATISTICS |     |                |     |      |      |      |      |     |      |      |     |      |      |      |     |     |      |    |     |     |     |     |     |    |     |     |      |      |
|----------------------------------|-----|----------------|-----|------|------|------|------|-----|------|------|-----|------|------|------|-----|-----|------|----|-----|-----|-----|-----|-----|----|-----|-----|------|------|
| YEAR                             | TM  | G              | GS  | MP   | FG   | FGA  | FG%  | 3P  | 3PA  | 3P%  | 2P  | 2PA  | 2P%  | eFG% | FT  | FTA | FT%  | OR | DR  | REB | RPG | A   | S   | B  | TO  | PF  | PTS  | PPG  |
| 2017                             | SAS | 31             | 23  | 711  | 85   | 246  | .346 | 35  | 96   | .365 | 50  | 150  | .333 | .417 | 60  | 69  | .870 | 12 | 47  | 59  | 1.9 | 106 | 16  | 4  | 79  | 57  | 265  | 8.5  |
| 2018                             | LVA | 31             | 27  | 790  | 106  | 227  | .467 | 47  | 107  | .439 | 59  | 120  | .492 | .570 | 35  | 40  | .875 | 14 | 60  | 74  | 2.4 | 124 | 25  | 5  | 36  | 64  | 294  | 9.5  |
| 2019                             | LVA | 34             | 30  | 868  | 107  | 293  | .365 | 45  | 126  | .357 | 62  | 168  | .369 | .442 | 34  | 39  | .872 | 15 | 80  | 95  | 2.8 | 102 | 27  | 4  | 53  | 76  | 293  | 8.6  |
| 2020                             | LVA | DNP -- Injured |     |      |      |      |      |     |      |      |     |      |      |      |     |     |      |    |     |     |     |     |     |    |     |     |      |      |
| 2021                             | LVA | 26             | 0   | 663  | 128  | 293  | .437 | 44  | 114  | .386 | 84  | 179  | .469 | .512 | 85  | 90  | .944 | 11 | 55  | 66  | 2.5 | 94  | 26  | 1  | 43  | 56  | 385  | 14.8 |
| 2022                             | LVA | 36             | 36  | 1182 | 244  | 531  | .460 | 113 | 269  | .420 | 131 | 262  | .500 | .566 | 125 | 149 | .839 | 9  | 87  | 96  | 2.7 | 184 | 36  | 2  | 94  | 90  | 726  | 20.2 |
| 2023                             | LVA | 39             | 39  | 1265 | 249  | 524  | .475 | 95  | 244  | .389 | 154 | 280  | .550 | .566 | 135 | 148 | .912 | 9  | 86  | 95  | 2.4 | 177 | 43  | 0  | 82  | 94  | 728  | 18.7 |
| 2024                             | LVA | 16             | 16  | 573  | 94   | 247  | .381 | 45  | 136  | .331 | 49  | 111  | .441 | .472 | 44  | 55  | .800 | 4  | 28  | 32  | 2.0 | 81  | 13  | 1  | 32  | 41  | 277  | 17.3 |
| Career                           |     | 213            | 171 | 6054 | 1013 | 2361 | .429 | 424 | 1091 | .389 | 589 | 1270 | .464 | .519 | 518 | 590 | .878 | 74 | 445 | 519 | 2.4 | 867 | 186 | 17 | 420 | 478 | 2968 | 13.9 |

## KIAH STOKES • No. 41

Center • 6-3 • Connecticut '15 • 97th Year



### WNBA CAREER HIGHLIGHTS

- 2022 & 2023 WNBA Champion
- 2015 WNBA All-Defensive 2nd Team
- 2015 All-Rookie Team

### 2023 (LAS VEGAS)

- Won the WNBA Championship.
- Opened the playoffs with a 15-rebound performance, which at the time was the second-highest in Aces playoff history, and also is her playoff career high.
- Grabbed 10 boards on Sept. 17, her first back-to-back games with double-digit rebounding since 2021.
- Missed Game 4 of the Finals (right foot).
- Hauled in a career- high-tying 17 rebounds at Chicago on July 25.
- Had 4 double-digit re-bounding games... Moved into the starting line-up for the final 22 games after Candace Parker was sidelined (left foot).

### 2022 (LAS VEGAS)

- Missed first 4 games of year (overseas) .
- Led or tied for team lead in rebounds 3 times

### 2021 (LAS VEGAS)

- Signed on July 2 but did not play that day.
- Averaged 9.0 rpg. in 8 starts

### 2016 (NEW YORK)

- Missed the final 7 games of the regular season with a hip injury.
- Set a WNBA record for highest rebound average by a player who didn't start a game.

### 2019 (NEW YORK)

- Did Not Play (personal reasons)

### 2017 (NEW YORK)

- Led the team in blocked shots and ranked second in rebounding.

### COLLEGIATE HIGHLIGHTS

- During her four years, UConn posted a 146-10 (.936) record, claimed the 2013, 2014 and 2015 NCAA Championships, advanced to the 2012 Final Four and claimed two conference regular season titles and three conference tournament crowns.
- 2015 American Athletic Conference Defensive Player of the Year.
- Set a UConn single-season blocked shots record (147) as a senior and capped her career ranked No. 3 among all-time UConn blocks leaders (325).

### PERSONAL

- Father Greg was an All-American basketball player at Iowa who played for the Philadelphia 76ers and won gold with the 1983 USA Pan American Games Team.
- Majored in psychology

### GO TO KIAH STOKES' COMPLETE BIO ONLINE

- Online bio includes items such as expanded WNBA statistics, more notes, college, international and USA Basketball statistics, and more!

### RECORD WITHOUT

| Year          | Games Missed | Record With    | Record Without |
|---------------|--------------|----------------|----------------|
| 2015          | 0            | 23-11          | 0- 0           |
| 2016          | 7            | 19- 8          | 2- 5           |
| 2017          | 0            | 22-12          | 0- 0           |
| 2018          | 4            | 6-24           | 1- 3           |
| 2019          | 34           | 0- 0           | 10-24          |
| 2020          | 0            | 2-20           | 0- 0           |
| 2021          | 9            | 14-10          | 6- 3           |
| 2022          | 5            | 22- 9          | 4- 1           |
| 2023          | 0            | 34- 6          | 0- 0           |
| 2024          | 0            | 10- 6          | 0- 0           |
| <b>Totals</b> | <b>59</b>    | <b>152-106</b> | <b>23-36</b>   |

KIAH STOKES • No. 41

| WNBA RANKINGS |                 |      |     |     |      |     |     |     |     | 2023 REGULAR SEASON HIGHS   |             |                    |                |
|---------------|-----------------|------|-----|-----|------|-----|-----|-----|-----|-----------------------------|-------------|--------------------|----------------|
|               | PPG             | RPG  | APG | SPG | BPG  | MPG | FG% | 3G% | FT% | PTS                         |             |                    |                |
| 2015          | ---             | 12th | --- | --- | 4th  | --- | --- | --- | --- | 11                          | Phoenix     | May 21             |                |
| 2016          | ---             | 7th  | --- | --- | 6th  | --- | --- | --- | --- | 12                          | New York    | June 15            |                |
| 2017          | ---             | 17th | --- | --- | 11th | --- | --- | --- | --- | 3                           | Phoenix     | May 21             |                |
| 2018          | ---             | ---  | --- | --- | 18th | --- | --- | --- | --- | 2                           | Connecticut | June 21            |                |
| 2019          | DNP -- Personal |      |     |     |      |     |     |     |     | 6                           | @ Chicago   | June 27            |                |
| 2020          | ---             | 16th | --- | --- | 9th  | --- | --- | --- | --- | 27:32                       | Phoenix     | May 21             |                |
| 2021          | ---             | 22nd | --- | --- | ---  | --- | --- | --- | --- |                             |             |                    |                |
| 2022          | ---             | ---  | --- | --- | 18th | --- | --- | --- | --- | CAREER REGULAR SEASON HIGHS |             |                    |                |
| 2023          | ---             | 21st | --- | --- | 16th | --- | --- | --- | --- | PTS                         | 23          | Phoenix            | June 4, 2017   |
| 2024          | ---             | 16th | --- | --- | 9th  | --- | --- | --- | --- | REBS                        | 17          | 2x, Last @ Chicago | July 25, 2023  |
|               |                 |      |     |     |      |     |     |     |     | ASTS                        | 7           | @ Chicago          | Sept. 17, 2021 |
|               |                 |      |     |     |      |     |     |     |     | STLS                        | 4           | Atlanta            | Sept. 1, 2015  |
|               |                 |      |     |     |      |     |     |     |     | BLKS                        | 8           | Connecticut        | July 16, 2015  |
|               |                 |      |     |     |      |     |     |     |     | MINS                        | 38          | Atlanta            | June 22, 2016  |

| SEASON HIGHS |               |      |      |      |      |       |     |     |     |     |     |     |  |
|--------------|---------------|------|------|------|------|-------|-----|-----|-----|-----|-----|-----|--|
|              | PTS           | REBS | ASTS | STLS | BLKS | MIN   | FGM | FGA | 3PM | 3PA | FTM | FTA |  |
| 2015         | 13            | 11   | 4    | 4    | 8    | 35:33 | 6   | 8   | 0   | 1   | 5   | 6   |  |
| 2016         | 12            | 14   | 2    | 2    | 4    | 37:46 | 6   | 8   | 0   | 0   | 5   | 8   |  |
| 2017         | 23            | 17   | 4    | 2    | 3    | 30:47 | 6   | 10  | 0   | 1   | 11  | 12  |  |
| 2018         | 12            | 15   | 3    | 2    | 3    | 33:38 | 5   | 7   | 0   | 0   | 2   | 4   |  |
| 2019         | DNP--Personal |      |      |      |      |       |     |     |     |     |     |     |  |
| 2020         | 15            | 12   | 4    | 2    | 3    | 36:29 | 6   | 12  | 5   | 8   | 2   | 2   |  |
| 2021         | 5             | 13   | 7    | 2    | 3    | 34:53 | 2   | 3   | 1   | 2   | 2   | 2   |  |
| 2022         | 9             | 10   | 3    | 2    | 3    | 28:45 | 4   | 5   | 1   | 3   | 2   | 4   |  |
| 2023         | 7             | 17   | 2    | 3    | 4    | 31:21 | 3   | 6   | 1   | 3   | 2   | 2   |  |
| 2024         | 11            | 12   | 3    | 2    | 6    | 27:32 | 4   | 6   | 3   | 4   | 2   | 4   |  |

| MILESTONES REACHED |               |           |        | UPCOMING MILESTONES |               |         |       |
|--------------------|---------------|-----------|--------|---------------------|---------------|---------|-------|
| Mark               | Opponent      | Date      | Game # | Mark                | Category      | Current | Needs |
| 1st Point          | @ Los Angeles | 5/21/2015 | 1      | 1,000               | Points        | 997     | 3     |
| 1,000th Rebound    | Chicago       | 9/2/2021  | 166    | 300                 | Blocked Shots | 290     | 10    |
| 1,500th Rebound    | Connecticut   | 6/21/2024 | 256    |                     |               |         |       |

| 10+ REBOUNDS & ASSISTS GAMES |               |          |                 | 10+ POINT GAMES |               |     |
|------------------------------|---------------|----------|-----------------|-----------------|---------------|-----|
| YEAR                         | REB 10+       | ASTS 10+ | DUB-DUBS PT/REB | SCORING YEAR    | 10+           | 20+ |
| 2015                         | 7             | 0        | 3               | 2015            | 5             | 0   |
| 2016                         | 6             | 0        | 0               | 2016            | 5             | 0   |
| 2017                         | 8             | 0        | 4               | 2017            | 5             | 1   |
| 2018                         | 5             | 0        | 1               | 2018            | 2             | 0   |
| 2019                         | DNP--Personal |          |                 | 2019            | DNP--Personal |     |
| 2020                         | 2             | 0        | 0               | 2020            | 5             | 0   |
| 2021                         | 5             | 0        | 0               | 2021            | 0             | 0   |
| 2022                         | 1             | 0        | 0               | 2022            | 0             | 0   |
| 2023                         | 4             | 0        | 0               | 2023            | 1             | 0   |
| 2024                         | 2             | 0        | 0               | Totals          | 22            | 1   |
| Totals                       | 40            | 0        | 8               |                 |               |     |

| CAREER REGULAR SEASON STATISTICS |               |     |    |      |     |     |      |    |     |      |     |     |      |      |     |     |       |     |      |      |     |     |     |     |     |     |     |     |
|----------------------------------|---------------|-----|----|------|-----|-----|------|----|-----|------|-----|-----|------|------|-----|-----|-------|-----|------|------|-----|-----|-----|-----|-----|-----|-----|-----|
| YEAR                             | TM            | G   | GS | MP   | FG  | FGA | FG%  | 3P | 3PA | 3P%  | 2P  | 2PA | 2P%  | eFG% | FT  | FTA | FT%   | OR  | DR   | REB  | RPG | A   | S   | B   | TO  | PF  | PTS | PPG |
| 2015                             | NYL           | 34  | 6  | 862  | 82  | 150 | .547 | 0  | 2   | .000 | 82  | 148 | .554 | .547 | 33  | 48  | .688  | 60  | 159  | 219  | 6.4 | 26  | 24  | 67  | 37  | 76  | 197 | 5.8 |
| 2016                             | NYL           | 27  | 0  | 650  | 75  | 117 | .641 | 0  | 0   | ---- | 75  | 117 | .641 | .641 | 37  | 59  | .627  | 63  | 138  | 201  | 7.5 | 20  | 18  | 38  | 30  | 77  | 187 | 6.9 |
| 2017                             | NYL           | 34  | 12 | 666  | 60  | 113 | .531 | 0  | 1   | .000 | 60  | 112 | .536 | .531 | 43  | 54  | .796  | 77  | 137  | 214  | 6.3 | 30  | 12  | 39  | 40  | 94  | 163 | 4.8 |
| 2018                             | NYL           | 30  | 4  | 427  | 42  | 77  | .545 | 0  | 0   | ---- | 42  | 77  | .545 | .545 | 8   | 15  | .533  | 43  | 91   | 134  | 4.5 | 12  | 11  | 19  | 21  | 56  | 92  | 3.1 |
| 2019                             | DNP--Personal |     |    |      |     |     |      |    |     |      |     |     |      |      |     |     |       |     |      |      |     |     |     |     |     |     |     |     |
| 2020                             | NYL           | 22  | 22 | 601  | 51  | 137 | .372 | 20 | 85  | .235 | 31  | 52  | .596 | .445 | 4   | 7   | .571  | 28  | 119  | 147  | 6.7 | 26  | 11  | 26  | 28  | 45  | 126 | 5.7 |
| 2021                             | NYL           | 9   | 0  | 135  | 6   | 11  | .545 | 1  | 2   | .500 | 5   | 9   | .556 | .591 | 2   | 2   | 1.000 | 8   | 30   | 38   | 4.2 | 5   | 4   | 6   | 6   | 14  | 15  | 1.7 |
| 2021                             | LVA           | 15  | 8  | 308  | 10  | 17  | .588 | 0  | 0   | ---- | 10  | 17  | .588 | .588 | 2   | 4   | .500  | 27  | 65   | 92   | 6.1 | 15  | 6   | 10  | 7   | 19  | 22  | 1.5 |
| 2021                             | TOT           | 24  | 8  | 443  | 16  | 28  | .571 | 1  | 2   | .500 | 15  | 26  | .577 | .589 | 4   | 6   | .667  | 35  | 95   | 130  | 5.4 | 20  | 10  | 16  | 13  | 33  | 37  | 1.5 |
| 2022                             | LVA           | 31  | 4  | 475  | 26  | 61  | .426 | 5  | 24  | .208 | 21  | 37  | .568 | .467 | 13  | 16  | .813  | 29  | 107  | 136  | 4.4 | 20  | 14  | 25  | 18  | 39  | 70  | 2.3 |
| 2023                             | LVA           | 40  | 22 | 792  | 36  | 83  | .434 | 5  | 27  | .185 | 31  | 56  | .554 | .464 | 9   | 18  | .500  | 45  | 189  | 234  | 5.9 | 23  | 26  | 39  | 17  | 70  | 86  | 2.2 |
| 2024                             | LVA           | 16  | 16 | 350  | 14  | 40  | .350 | 5  | 22  | .227 | 9   | 18  | .500 | .413 | 6   | 9   | .667  | 17  | 83   | 100  | 6.3 | 17  | 8   | 21  | 10  | 34  | 39  | 2.4 |
| Career                           |               | 258 | 94 | 5266 | 402 | 806 | .499 | 36 | 163 | .221 | 366 | 643 | .569 | .521 | 157 | 232 | .677  | 397 | 1118 | 1515 | 5.9 | 194 | 134 | 290 | 215 | 524 | 997 | 3.9 |

## A'JA WILSON • No. 22

Center/Forward • 6-4 • South Carolina '18 • 7th Year



### WNBA CAREER HIGHLIGHTS

- 2022 & 2023 WNBA Champion
- 2023 WNBA Finals M'VP
- 2022 & 2020 WNBA M'VP
- 2023 & 2022 WNBA Defensive Player of the Year
- 2023, 2022 & 2020 All-WNBA First Team
- 2021 All-WNBA Second Team
- 2023 & 2022 WNBA All-Defensive First Team
- 2020 WNBA All-Defensive Second Team
- 2024, 2023, 2022, 2021, 2019 & 2018 All-Star
- 2023, 2022 & 2019 All-Star Team Captain
- 2023 & 2022 WNBA All-Star Leading Vote-Getter
- 2018 WNBA Rookie of the Year (unanimous)
- 2018 WNBA All-Rookie Team
- 7-time Western Conference Player of the Month (June, July and August 2023; May and July 2022; June 2021; August and September 2020)
- 16-time Western Conference Player of the Week (5 times in 2023, 5 times in 2022, 2 times each in 2019 and 2020, 1 time each in 2018 and 2021)
- 3-time WNBA Rookie of the Month (2018).

### INTERNATIONAL HIGHLIGHTS (USA)

- Named on June 11 to the USA National Team that will compete in the 2024 Paris Olympic Games.
- 2020 Olympic gold medalist
- 2022, 2018 FIBA World Cup gold medalist & 2022 FIBA World Cup M'VP.
- 2013 & 2015 FIBA U19 World Cup gold medalist & 2015 FIBA U19 M'VP
- 2014 FIBA Americas U18 gold medalist

### COLLEGIATE HIGHLIGHTS

- 2017 NCAA Champion
- 2017 Final Four Most Outstanding Player
- 2018 National Player of the Year (consensus)
- 4-time All-American
- 2-time SEC Defensive Player of the Year

### 2024 (LAS VEGAS)

- Opened the year with five-straight 20-point, 10-rebound performances.

### 2023 (LAS VEGAS)

- Won the WNBA Championship and earned WNBA Finals M'VP after averaging 21.3 ppg, 12.5 rpg and 1.3 bpg in the Finals.
- Grabbed a league Finals-record 16 defensive rebounds in Game 4.
- Scored 30 or more points in a WNBA playoff record 3-straight games (38 points vs Chicago in Game 1 of the First Round, 34 points vs Dallas in Game 2 of the Semifinals and 30 points vs Dallas in Game 3) WNBA and Associated Press Defensive Player of the Year and WNBA All-Defensive First Team.
- WNBA All-Star leading vote-getter.
- 3-time Western Conference Player of the Month.
- 5-time Western Conference Player of the Week.
- Scored 30 or more points 9 times, 6 in the regular season and 3 in the playoffs.
- Tied a then-franchise scoring record with 40 points vs. the Mystics on Aug. 11; rewrote the record with a WNBA record-tying 53 points on Aug. 22 at Atlanta.

### 2022 (LAS VEGAS)

- Named WNBA MVP for 2nd time (7th player with multiple MVPs).

### 2020 (LAS VEGAS)

- Named WNBA MVP (5th youngest in history)

### 2019 (LAS VEGAS)

- Led or tied for the team lead in scoring on 11 occasions, in rebounding on 9 occasions, and in assists 1 time.
- Reached double figures in scoring on 23 occasions and in rebounding on 3 occasions.
- Missed 8 games due to injury (ankle).

### 2018 (LAS VEGAS)

- Scored the second most points by a rookie (35) in franchise history at Indiana on June 12.

### PERSONAL

- Authored the New York Times bestselling book "Dear Black Girls: How to Be True to You."
- Announced her Nike signature shoe, the A'ONE, on May 11, 2024, in South Carolina.
- Named to the TIME 100 as one of the 100 most influential people of 2024.
- Enjoys eating Chipotle and Chik-fil-A
- Father, Roscoe, played professional basketball internationally for 10 years.
- Is dyslexic.
- Is a member of the WNBA and WNBPA Social Justice Council.
- First WNBA player to partner with Mountain Dew.

### GO TO A'JA WILSON'S COMPLETE BIO ONLINE

- **Online bio** includes items such as expanded WNBA statistics, more notes, college, international and USA Basketball statistics, and more!

### RECORD WITHOUT

| Year          | Games Missed | Record With   | Record Without |
|---------------|--------------|---------------|----------------|
| 2018          | 0            | 14-19         | 0-0            |
| 2019          | 8            | 15-11         | 6-2            |
| 2020          | 0            | 18- 4         | 0-0            |
| 2021          | 0            | 24- 8         | 0-0            |
| 2022          | 0            | 26-10         | 0-0            |
| 2023          | 0            | 34- 6         | 0-0            |
| 2024          | 0            | 10- 6         | 0-0            |
| <b>Totals</b> | <b>8</b>     | <b>141-64</b> | <b>6-2</b>     |

A'JA WILSON • NO. 22

| WNBA RANKINGS |     |      |      |      |      |      |      |      |      | 2024 REGULAR SEASON HIGHS   |     |                   |                |               |
|---------------|-----|------|------|------|------|------|------|------|------|-----------------------------|-----|-------------------|----------------|---------------|
|               | PPG | RPG  | APG  | SPG  | BPG  | MPG  | FG%  | 3G%  | FT%  | PTS                         |     |                   |                |               |
| 2018          | 3rd | 6th  | ---  | ---  | 6th  | 16th | 24th | ---  | ---  | 36                          | @   | Dallas            |                | June 5        |
| 2019          | 7th | 17th | ---  | ---  | 4th  | ---  | ---  | ---  | ---  | 16                          |     | Connecticut       |                | June 21       |
| 2020          | 2nd | 6th  | ---  | 24th | 1st  | 10th | 21st | ---  | ---  | 5                           | 3x, | Last @ Washington |                | June 29       |
| 2021          | 6th | 8th  | 21st | ---  | 11th | 10th | 21st | ---  | 10th | 6                           | @   | Dallas            |                | June 5        |
| 2022          | 5th | 2nd  | ---  | 12th | 1st  | 19th | 12th | 16th | ---  | 6                           | @   | Los Angeles       |                | June 9        |
| 2023          | 3rd | 2nd  | ---  | 10th | 1st  | 23rd | 3rd  | ---  | 30th | 37:13                       | @   | Los Angeles       |                | June 9        |
| 2024          | 1st | 2nd  | ---  | 6th  | 2nd  | 11th | 10th | ---  | 15th | CAREER REGULAR SEASON HIGHS |     |                   |                |               |
|               |     |      |      |      |      |      |      |      |      | PTS                         | 53  | @                 | Atlanta        | Aug. 22, 2023 |
|               |     |      |      |      |      |      |      |      |      | REBS                        | 16  | 5x,               | Last vs. Conn. | June 21, 2024 |
|               |     |      |      |      |      |      |      |      |      | ASTS                        | 8   | 2x,               | Last @ Dallas  | July 11, 2021 |
|               |     |      |      |      |      |      |      |      |      | STLS                        | 6   | @                 | Dallas         | June 5, 2024  |
|               |     |      |      |      |      |      |      |      |      | BLKS                        | 7   | 2x,               | Last @ Atlanta | Sept. 5, 2019 |
|               |     |      |      |      |      |      |      |      |      | MINS                        | 43  | @                 | Minnesota      | June 25, 2021 |

| SEASON HIGHS |     |      |      |      |      |       |     |     |     |     |     |     |  |
|--------------|-----|------|------|------|------|-------|-----|-----|-----|-----|-----|-----|--|
|              | PTS | REBS | ASTS | STLS | BLKS | MIN   | FGM | FGA | 3PM | 3PA | FTM | FTA |  |
| 2018         | 35  | 16   | 8    | 3    | 7    | 39:32 | 16  | 24  | 0   | 0   | 14  | 18  |  |
| 2019         | 39  | 12   | 5    | 3    | 7    | 40:52 | 14  | 20  | 0   | 1   | 11  | 14  |  |
| 2020         | 31  | 16   | 4    | 4    | 5    | 38:52 | 11  | 21  | 0   | 0   | 12  | 12  |  |
| 2021         | 30  | 15   | 8    | 4    | 3    | 43:18 | 10  | 24  | 1   | 1   | 12  | 12  |  |
| 2022         | 35  | 16   | 5    | 4    | 5    | 37:56 | 13  | 24  | 3   | 5   | 13  | 15  |  |
| 2023         | 53  | 15   | 5    | 5    | 6    | 36:27 | 17  | 25  | 1   | 3   | 20  | 21  |  |
| 2024         | 36  | 16   | 5    | 6    | 6    | 37:13 | 15  | 27  | 2   | 2   | 13  | 14  |  |

| MILESTONES REACHED |               |           |        | UPCOMING MILESTONES |               |         |       |
|--------------------|---------------|-----------|--------|---------------------|---------------|---------|-------|
| Mark               | Opponent      | Date      | Game # | Mark                | Category      | Current | Needs |
| 1st Point          | @ Connecticut | 5/20/2018 | 1      | 2,000               | Rebounds      | 1,815   | 185   |
| 1,000th Point      | Phoenix       | 8/20/2019 | 53     | 400                 | Blocked Shots | 380     | 20    |
| 2,000th Point      | Washington    | 8/17/2021 | 104    |                     |               |         |       |
| 3,000th Point      | @ Connecticut | 6/8/2023  | 157    |                     |               |         |       |
| 4,000th Point      | @ Los Angeles | 6/9/2024  | 198    |                     |               |         |       |
| 1,000th Rebound    | @ Chicago     | 5/28/2022 | 122    |                     |               |         |       |
| 200th Steal        | Phoenix       | 9/10/2023 | 189    |                     |               |         |       |
| 400th Assist       | Washington    | 8/31/2023 | 186    |                     |               |         |       |

| 10+ REBOUNDS & ASSISTS GAMES |         |          |          |        | 10+ POINT GAMES |     |     |     |     |
|------------------------------|---------|----------|----------|--------|-----------------|-----|-----|-----|-----|
| YEAR                         | REB 10+ | ASTS 10+ | DUB-DUBS |        | YEAR            | 10+ | 20+ | 30+ | 40+ |
|                              |         |          | PT/REB   | PT/AST |                 |     |     |     |     |
| 2018                         | 10      | 0        | 10       | 0      | 2018            | 33  | 18  | 3   | 0   |
| 2019                         | 3       | 0        | 3        | 0      | 2019            | 23  | 7   | 1   | 0   |
| 2020                         | 7       | 0        | 7        | 0      | 2020            | 22  | 15  | 1   | 0   |
| 2021                         | 17      | 0        | 17       | 0      | 2021            | 30  | 14  | 1   | 0   |
| 2022                         | 17      | 0        | 17       | 0      | 2022            | 34  | 20  | 1   | 0   |
| 2023                         | 23      | 0        | 22       | 0      | 2023            | 37  | 28  | 6   | 2   |
| 2024                         | 9       | 0        | 9        | 0      | 2024            | 16  | 15  | 5   | 0   |
| Totals                       | 85      | 0        | 84       | 0      | Totals          | 195 | 117 | 18  | 2   |

| CAREER REGULAR SEASON STATISTICS |     |     |     |      |      |      |      |    |     |       |      |      |      |      |      |      |      |     |      |      |      |     |     |     |     |     |      |      |
|----------------------------------|-----|-----|-----|------|------|------|------|----|-----|-------|------|------|------|------|------|------|------|-----|------|------|------|-----|-----|-----|-----|-----|------|------|
| YEAR                             | TM  | G   | GS  | MP   | FG   | FGA  | FG%  | 3P | 3PA | 3P%   | 2P   | 2PA  | 2P%  | eFG% | FT   | FTA  | FT%  | OR  | DR   | REB  | RPG  | A   | S   | B   | TO  | PF  | PTS  | PPG  |
| 2018 *                           | LVA | 33  | 33  | 1010 | 245  | 530  | .462 | 0  | 0   | ----  | 245  | 530  | .462 | .462 | 192  | 248  | .774 | 66  | 198  | 264  | 8.0  | 74  | 27  | 55  | 46  | 68  | 682  | 20.7 |
| 2019 *                           | LVA | 26  | 25  | 739  | 158  | 330  | .479 | 0  | 1   | .000  | 158  | 329  | .480 | .479 | 114  | 144  | .792 | 42  | 125  | 167  | 6.4  | 47  | 13  | 45  | 56  | 52  | 430  | 16.5 |
| 2020                             | LVA | 22  | 22  | 697  | 166  | 346  | .480 | 0  | 0   | ----  | 166  | 346  | .480 | .480 | 118  | 151  | .781 | 34  | 154  | 188  | 8.5  | 45  | 27  | 44  | 35  | 49  | 450  | 20.5 |
| 2021 *                           | LVA | 32  | 32  | 1021 | 207  | 466  | .444 | 1  | 1   | 1.000 | 206  | 465  | .443 | .445 | 169  | 193  | .876 | 63  | 235  | 298  | 9.3  | 98  | 28  | 40  | 46  | 49  | 584  | 18.3 |
| 2022 *                           | LVA | 36  | 36  | 1080 | 260  | 519  | .501 | 31 | 83  | .373  | 229  | 436  | .525 | .531 | 152  | 187  | .813 | 66  | 273  | 339  | 9.4  | 75  | 52  | 70  | 61  | 76  | 703  | 19.5 |
| 2023 *                           | LVA | 40  | 40  | 1228 | 335  | 601  | .557 | 9  | 29  | .310  | 326  | 572  | .570 | .565 | 233  | 287  | .812 | 82  | 298  | 380  | 9.5  | 64  | 55  | 89  | 62  | 85  | 912  | 22.8 |
| 2024                             | LVA | 16  | 16  | 539  | 157  | 307  | .511 | 8  | 21  | .381  | 149  | 286  | .521 | .524 | 109  | 128  | .852 | 37  | 141  | 178  | 11.1 | 43  | 30  | 37  | 27  | 35  | 431  | 26.9 |
| Career                           |     | 205 | 204 | 6315 | 1528 | 3099 | .493 | 49 | 135 | .363  | 1479 | 2964 | .499 | .501 | 1087 | 1338 | .812 | 391 | 1424 | 1815 | 8.9  | 446 | 233 | 380 | 334 | 414 | 4192 | 20.4 |



## JACKIE YOUNG • No. 0

Guard • 5-11 • Notre Dame '19 • 6th Year

### WNBA CAREER HIGHLIGHTS

- 2022 & 2023 WNBA Championship
- 2022 WNBA Most Improved Player Award Winner
- 2023 All-WNBA Second Team
- 2024, 2023 & 2022 WNBA All-Star
- 1-time Western Conference Player of the Week

### INTERNATIONAL CAREER (USA)

- Named on June 11 to the USA National Team that will compete in the 2024 Paris Olympic Games.
- 2020 Olympic gold medalist (3x3)
- Helped the USA finish first at the 2024 Olympic Qualifying Tournament in Belgium.

### 2024 (LAS VEGAS)

- Notched a career-first points/assists double-double with 22 points and 11 assists against LA on May 18.

### 2023 (LAS VEGAS)

- Won WNBA Championship
- All-Star Game starter
- Named All-WNBA & Associated Press All-League Second Team
- Scored a career-high 30 points (12-18 FGs, 4-7 3pt FGs, 2-4 FTs) at LA on May 25
- Scored 20 or more points in 15 games
- Had 1 double-double with 24 points and 10 rebounds vs Chicago on Aug. 24

### 2022 (LAS VEGAS)

- Won WNBA Championship
- Named WNBA Most Improved Player
- Named WNBA Western Conference Player of the Week for games played May 16-22
- Scored in double figures in 30 of 34 games, including 11 games of 20 or more, and a season-high 26 vs. Connecticut on June 2

### 2021 (LAS VEGAS)

- Scored a career-high 29 points vs. Minnesota on Sept. 8
- Her 14 made field goals on September 8 vs. Minnesota were tied for the most in the league this year, and are the most by a WNBA player since the 2018 season
- Handed out a season-high 6 assists vs. Atlanta on July 4
- Picked up a season-high 4 steals vs. Dallas on Sept. 13.

### 2019 (LAS VEGAS)

- Became the second Notre Dame player to be drafted No. 1 overall (Jewell Loyd)
- Became the third junior to be drafted No. 1 overall (Candace Parker, Tennessee, 2008; Jewell Loyd, Notre Dame, 2015)
- Handed out a career-high 10 assists on 2 occasions—vs. Phoenix on August 20, and vs. Indiana on June 29.
- Recorded her first career double-double vs. Phoenix on August 20, handing out 10 assists and grabbing 10 rebounds. She narrowly missed a triple-double, scoring 8 points.
- Averaged 8.3 points, and 4.9 assists, while connecting on 38.9% of her 3-pointers, and 88.1% from the free throw line after the All-Star Break (14 regular season games).

### COLLEGIATE CAREER

- 2018 NCAA Champion
- 2019 AP All-America honorable mention
- 2019 ACC Tournament MVP
- 2019 All-ACC second team
- 2017 ACC All-Freshman Team
- Hit the game-tying jumper with 45 seconds remaining in the 2018 national championship game vs Mississippi State, knotting the score at 58-all. Also secured the steal with three seconds left that set-up Arike Ogunbowale's game-winning shot.

### HIGH SCHOOL CAREER

- 2016 Naismith Player of the Year
- 2016 Indiana's Miss Basketball

### PERSONAL

- Hails from Princeton, Indiana
- Has played professionally in the offseason in Australia, Israel and Turkey.

### GO TO JACKIE YOUNG'S COMPLETE BIO ONLINE

- Online bio includes items such as expanded WNBA statistics, more notes, college, international and USA Basketball statistics, and more!

### RECORD WITHOUT

| Year          | Games Missed | Record With   | Record Without |
|---------------|--------------|---------------|----------------|
| 2019          | 0            | 21-13         | 0-0            |
| 2020          | 0            | 18- 4         | 0-0            |
| 2021          | 0            | 24- 8         | 0-0            |
| 2022          | 2            | 24-10         | 2-0            |
| 2023          | 0            | 34- 6         | 0-0            |
| 2024          | 1            | 9- 5          | 0-1            |
| <b>Totals</b> | <b>2</b>     | <b>131-46</b> | <b>2-1</b>     |



JACKIE YOUNG • No. 0

| WNBA RANKINGS |      |      |      |      |     |      |      |      |      | 2023 REGULAR SEASON HIGHS   |       |                          |               |
|---------------|------|------|------|------|-----|------|------|------|------|-----------------------------|-------|--------------------------|---------------|
|               | PPG  | RPG  | APG  | SPG  | BPG | MPG  | FG%  | 3G%  | FT%  | PTS                         | 34    | @ Phoenix                | June 13       |
| 2019          | ---  | ---  | ---  | ---  | --- | ---  | ---  | ---  | ---  | REBS                        | 8     | 2x, Last @ Phoenix       | June 13       |
| 2020          | ---  | ---  | 23rd | ---  | --- | ---  | 16th | ---  | ---  | ASTS                        | 11    | Los Angeles              | May 18        |
| 2021          | 25th | ---  | 18th | 23rd | --- | 11th | 11th | ---  | 21st | STLS                        | 3     | Phoenix                  | May 14        |
| 2022          | 12th | ---  | 14th | 13th | --- | 3rd  | 22nd | 3rd  | 13th | BLKS                        | 2     | Phoenix                  | May 14        |
| 2023          | 11th | ---  | 15th | 14th | --- | 18th | 7th  | 2nd  | 16th | MINS                        | 40:00 | Phoenix                  | May 21        |
| 2024          | 7th  | 29th | 7th  | ---  | --- | 13th | 29th | 27th | 14th | CAREER REGULAR SEASON HIGHS |       |                          |               |
|               |      |      |      |      |     |      |      |      |      | PTS                         | 34    | @ Phoenix                | June 13, 2024 |
|               |      |      |      |      |     |      |      |      |      | REBS                        | 11    | @ Seattle                | May 18, 2021  |
|               |      |      |      |      |     |      |      |      |      | ASTS                        | 11    | Los Angeles              | May 18, 2024  |
|               |      |      |      |      |     |      |      |      |      | STLS                        | 4     | 5x, Last vs. Los Angeles | Aug. 19, 2023 |
|               |      |      |      |      |     |      |      |      |      | BLKS                        | 2     | 5x, Last vs. Phoenix     | May 14, 2024  |
|               |      |      |      |      |     |      |      |      |      | MINS                        | 41    | Washington               | June 25, 2022 |

| SEASON HIGHS |     |      |      |      |      |       |     |     |     |     |     |     |  |
|--------------|-----|------|------|------|------|-------|-----|-----|-----|-----|-----|-----|--|
|              | PTS | REBS | ASTS | STLS | BLKS | MIN   | FGM | FGA | 3PM | 3PA | FTM | FTA |  |
| 2019         | 17  | 10   | 10   | 3    | 2    | 35:08 | 5   | 14  | 2   | 3   | 9   | 12  |  |
| 2020         | 20  | 7    | 9    | 4    | 1    | 32:42 | 8   | 15  | 1   | 2   | 5   | 6   |  |
| 2021         | 29  | 11   | 6    | 4    | 2    | 40:27 | 14  | 19  | 1   | 3   | 10  | 10  |  |
| 2022         | 26  | 9    | 9    | 3    | 2    | 41:21 | 9   | 19  | 4   | 7   | 8   | 8   |  |
| 2023         | 30  | 10   | 8    | 4    | 1    | 37:31 | 12  | 21  | 5   | 9   | 8   | 9   |  |
| 2024         | 34  | 8    | 11   | 3    | 2    | 40:00 | 11  | 23  | 7   | 13  | 9   | 10  |  |

| MILESTONES REACHED |             |           |        | UPCOMING MILESTONES |          |         |       |
|--------------------|-------------|-----------|--------|---------------------|----------|---------|-------|
| Mark               | Opponent    | Date      | Game # | Mark                | Category | Current | Needs |
| 1st Point          | Los Angeles | 5/26/2019 | 1      | 2,500               | Points   | 2386    | 114   |
| 1,000th Point      | Los Angeles | 5/23/2022 | 96     | 200                 | Steals   | 191     | 9     |
| 2,000th Point      | Chicago     | 8/24/2023 | 156    |                     |          |         |       |
| 500th Assist       | New York    | 6/29/2023 | 137    |                     |          |         |       |
| 600th Assist       | Phoenix     | 9/8/2023  | 161    |                     |          |         |       |
| 600th Rebound      | Atlanta     | 8/13/2023 | 152    |                     |          |         |       |
| 700th Rebound      | Seattle     | 6/19/2024 | 174    |                     |          |         |       |

| 10+ REBOUNDS & ASSISTS GAMES |     |      |          |        |         | 10+ POINT GAMES |     |     |     |
|------------------------------|-----|------|----------|--------|---------|-----------------|-----|-----|-----|
|                              | REB | ASTS | DUB-DUBS |        |         | SCORING         |     |     |     |
| YEAR                         | 10+ | 10+  | PT/REB   | PT/AST | REB/AST | YEAR            | 10+ | 20+ | 30+ |
| 2019                         | 1   | 1    | 0        | 0      | 1       | 2019            | 7   | 0   | 0   |
| 2020                         | 0   | 0    | 0        | 0      | 0       | 2020            | 12  | 2   | 0   |
| 2021                         | 2   | 0    | 2        | 0      | 0       | 2021            | 21  | 4   | 0   |
| 2022                         | 0   | 0    | 0        | 0      | 0       | 2022            | 30  | 11  | 0   |
| 2023                         | 1   | 0    | 1        | 0      | 0       | 2023            | 37  | 15  | 1   |
| 2024                         | 0   | 2    | 0        | 2      | 0       | 2024            | 12  | 8   | 2   |
| Totals                       | 4   | 2    | 3        | 2      | 1       | Totals          | 119 | 40  | 3   |

| CAREER REGULAR SEASON STATISTICS |     |     |     |      |     |      |      |     |     |      |     |      |      |      |     |     |      |     |     |     |     |     |     |    |     |     |      |      |
|----------------------------------|-----|-----|-----|------|-----|------|------|-----|-----|------|-----|------|------|------|-----|-----|------|-----|-----|-----|-----|-----|-----|----|-----|-----|------|------|
| YEAR                             | TM  | G   | GS  | MP   | FG  | FGA  | FG%  | 3P  | 3PA | 3P%  | 2P  | 2PA  | 2P%  | eFG% | FT  | FTA | FT%  | OR  | DR  | REB | RPG | A   | S   | B  | TO  | PF  | PTS  | PPG  |
| 2019                             | LVA | 34  | 34  | 767  | 76  | 236  | .322 | 14  | 44  | .318 | 62  | 192  | .323 | .352 | 59  | 73  | .808 | 23  | 88  | 111 | 3.3 | 153 | 26  | 12 | 53  | 47  | 225  | 6.6  |
| 2020                             | LVA | 22  | 0   | 568  | 93  | 189  | .492 | 3   | 13  | .231 | 90  | 176  | .511 | .500 | 52  | 61  | .852 | 18  | 77  | 95  | 4.3 | 67  | 15  | 2  | 35  | 39  | 241  | 11.0 |
| 2021                             | LVA | 32  | 32  | 1018 | 155 | 307  | .505 | 5   | 20  | .250 | 150 | 287  | .523 | .513 | 75  | 90  | .833 | 21  | 110 | 131 | 4.1 | 103 | 36  | 11 | 47  | 58  | 390  | 12.2 |
| 2022                             | LVA | 34  | 34  | 1129 | 191 | 401  | .476 | 50  | 116 | .431 | 141 | 285  | .495 | .539 | 110 | 128 | .859 | 43  | 105 | 148 | 4.4 | 132 | 48  | 8  | 43  | 81  | 542  | 15.9 |
| 2023                             | LVA | 40  | 40  | 1259 | 249 | 476  | .523 | 89  | 198 | .449 | 160 | 278  | .576 | .617 | 117 | 135 | .867 | 26  | 134 | 160 | 4.0 | 151 | 52  | 5  | 70  | 80  | 704  | 17.6 |
| 2024                             | LVA | 15  | 15  | 502  | 96  | 218  | .440 | 33  | 96  | .344 | 63  | 122  | .516 | .516 | 59  | 69  | .855 | 12  | 58  | 70  | 4.7 | 81  | 14  | 5  | 37  | 35  | 284  | 18.9 |
| Career                           |     | 177 | 155 | 5241 | 860 | 1826 | .471 | 194 | 487 | .398 | 666 | 1339 | .497 | .524 | 472 | 556 | .849 | 142 | 572 | 714 | 4.0 | 687 | 191 | 43 | 285 | 340 | 2386 | 13.3 |



TWO-TIME WORLD CHAMPION LAS VEGAS ACES GAME NOTES (STATS & RANKINGS THROUGH 6/30/2024)

ACES 2024 GAME-BY-GAME STATS

REGULAR SEASON

| GAME               | W/L | MIN | PTS | FGM | FGA | FG%  | 3PM | 3PA | 3P%  | FTM | FTA | FT%  | ORB | DRB | REB | AT | TO | ST | BK | PF | +/- |
|--------------------|-----|-----|-----|-----|-----|------|-----|-----|------|-----|-----|------|-----|-----|-----|----|----|----|----|----|-----|
| 6/29 - LVA @ WAS   | W   | 40  | 95  | 33  | 66  | 50.0 | 9   | 25  | 36.0 | 20  | 27  | 74.1 | 6   | 29  | 35  | 20 | 9  | 5  | 11 | 15 | 12  |
| 6/27 - LVA @ CHI   | W   | 40  | 95  | 33  | 66  | 50.0 | 9   | 25  | 36.0 | 20  | 27  | 74.1 | 6   | 29  | 35  | 20 | 9  | 5  | 11 | 15 | 12  |
| 6/21 - LVA vs. CON | W   | 40  | 85  | 31  | 65  | 47.7 | 6   | 24  | 25.0 | 17  | 23  | 73.9 | 10  | 32  | 42  | 16 | 13 | 6  | 3  | 17 | 11  |
| 6/19 - LVA vs. SEA | W   | 40  | 94  | 35  | 63  | 55.6 | 8   | 20  | 40.0 | 16  | 21  | 76.2 | 3   | 26  | 29  | 25 | 15 | 11 | 4  | 19 | 11  |
| 6/15 - LVA vs. NYL | L   | 40  | 82  | 31  | 69  | 44.9 | 11  | 34  | 32.4 | 9   | 11  | 81.8 | 2   | 29  | 31  | 23 | 10 | 3  | 3  | 19 | -8  |
| 6/13 - LVA @ PHO   | W   | 40  | 103 | 33  | 69  | 47.8 | 13  | 30  | 43.3 | 24  | 25  | 96.0 | 12  | 25  | 37  | 17 | 16 | 6  | 2  | 16 | 4   |
| 6/11 - LVA vs. MIN | L   | 40  | 86  | 28  | 62  | 45.2 | 10  | 31  | 32.3 | 20  | 26  | 76.9 | 5   | 30  | 35  | 19 | 14 | 4  | 1  | 19 | -14 |
| 6/09 - LVA @ LAS   | L   | 40  | 92  | 30  | 68  | 44.1 | 11  | 26  | 42.3 | 21  | 24  | 87.5 | 4   | 19  | 23  | 17 | 6  | 7  | 6  | 16 | -4  |
| 6/07 - LVA vs. SEA | L   | 40  | 65  | 21  | 67  | 31.3 | 7   | 26  | 26.9 | 16  | 19  | 84.2 | 3   | 33  | 36  | 13 | 14 | 7  | 10 | 18 | -13 |
| 6/05 - LVA @ DAL   | W   | 40  | 95  | 34  | 70  | 48.6 | 9   | 28  | 32.1 | 18  | 20  | 90.0 | 8   | 25  | 33  | 20 | 14 | 10 | 5  | 18 | 14  |
| 5/31 - LVA @ ATL   | L   | 40  | 74  | 25  | 69  | 36.2 | 6   | 21  | 28.6 | 18  | 20  | 90.0 | 3   | 31  | 34  | 18 | 12 | 6  | 5  | 25 | -4  |
| 5/29 - LVA @ MIN   | W   | 40  | 80  | 30  | 72  | 41.7 | 10  | 27  | 37.0 | 10  | 14  | 71.4 | 11  | 30  | 41  | 23 | 16 | 6  | 5  | 12 | 14  |
| 5/25 - LVA vs. IND | W   | 40  | 99  | 35  | 73  | 47.9 | 13  | 35  | 37.1 | 16  | 18  | 88.9 | 6   | 30  | 36  | 24 | 8  | 7  | 4  | 14 | 19  |
| 5/21 - LVA vs. PHO | L   | 40  | 88  | 33  | 78  | 42.3 | 11  | 31  | 35.5 | 11  | 15  | 73.3 | 7   | 32  | 39  | 22 | 9  | 5  | 4  | 18 | -10 |
| 5/18 - LVA vs. LAS | W   | 40  | 89  | 31  | 73  | 42.5 | 13  | 31  | 41.9 | 14  | 16  | 87.5 | 10  | 24  | 34  | 23 | 12 | 10 | 4  | 14 | 7   |
| 5/14 - LVA vs. PHO | W   | 40  | 89  | 29  | 71  | 40.8 | 6   | 29  | 20.7 | 25  | 29  | 86.2 | 8   | 29  | 37  | 17 | 11 | 7  | 5  | 12 | 9   |

# 2024 LAS VEGAS ACES REGULAR SEASON STATISTICS (10-6)

| PLAYER           | GP-GS     | MIN         | FGM-FGA           | FG%         | 3-POINT        |             | FTM-FTA          | FT%         | --- REBOUNDS --- |            |                 | AST        | PF-DQ        | STL        | TO         | BLK       | PTS/AVG          |
|------------------|-----------|-------------|-------------------|-------------|----------------|-------------|------------------|-------------|------------------|------------|-----------------|------------|--------------|------------|------------|-----------|------------------|
|                  |           |             |                   |             | FGM-FGA        | FG%         |                  |             | OFF              | DEF        | TOT/AVG         |            |              |            |            |           |                  |
| Wilson, A        | 16-16     | 539:27      | 157 - 307         | 51.1        | 8-21           | 38.1        | 109 - 128        | 85.2        | 37               | 141        | 178/11.1        | 43         | 35-0         | 30         | 27         | 37        | 431/26.9         |
| Young, J         | 15-15     | 501:32      | 96 - 218          | 44.0        | 33-96          | 34.4        | 59 - 69          | 85.5        | 12               | 58         | 70/4.7          | 81         | 35-0         | 14         | 37         | 5         | 284/18.9         |
| Plum, K          | 16-16     | 573:04      | 94 - 247          | 38.1        | 45-136         | 33.1        | 44 - 55          | 80.0        | 4                | 28         | 32/2.0          | 81         | 41-0         | 13         | 32         | 1         | 277/17.3         |
| Hayes, T         | 10-2      | 223:11      | 29 - 67           | 43.3        | 9-29           | 31.0        | 22 - 29          | 75.9        | 6                | 24         | 30/3.0          | 19         | 25-0         | 8          | 8          | 3         | 89/8.9           |
| Gray, C          | 4-2       | 85:40       | 12 - 22           | 54.5        | 3-7            | 42.9        | 8 - 11           | 72.7        | 1                | 15         | 16/4.0          | 17         | 3-0          | 0          | 8          | 3         | 35/8.8           |
| Clark, A         | 16-12     | 440:34      | 42 - 81           | 51.9        | 25-58          | 43.1        | 9 - 11           | 81.8        | 12               | 50         | 62/3.9          | 27         | 50-0         | 18         | 34         | 2         | 118/7.4          |
| Martin, K        | 15-1      | 236:21      | 19 - 53           | 35.8        | 14-37          | 37.8        | 6 - 6            | 100         | 4                | 29         | 33/2.2          | 17         | 19-0         | 3          | 10         | 4         | 58/3.9           |
| Gustafson, M     | 16-0      | 133:44      | 15 - 37           | 40.5        | 5-23           | 21.7        | 6 - 7            | 85.7        | 10               | 19         | 29/1.8          | 3          | 18-0         | 6          | 6          | 0         | 41/2.6           |
| Stokes, K        | 16-16     | 349:35      | 14 - 40           | 35.0        | 5-22           | 22.7        | 6 - 9            | 66.7        | 17               | 83         | 100/6.3         | 17         | 34-0         | 8          | 10         | 21        | 39/2.4           |
| Colson, S        | 13-0      | 92:13       | 9 - 20            | 45.0        | 5-12           | 41.7        | 5 - 5            | 100         | 0                | 3          | 3/0.2           | 9          | 9-0          | 3          | 6          | 0         | 28/2.2           |
| Cannon, E        | 5-0       | 09:15       | 2 - 3             | 66.7        | 0-1            | 0.0         | 0 - 0            | 0.0         | 0                | 2          | 2/0.4           | 1          | 0-0          | 0          | 1          | 0         | 4/0.8            |
| Bell, K          | 1-0       | 07:12       | 0 - 0             | 0.0         | 0-0            | 0.0         | 0 - 0            | 0.0         | 0                | 1          | 1/1.0           | 0          | 0-0          | 0          | 0          | 0         | 0/0.0            |
| Carter, J        | 2-0       | 04:18       | 0 - 1             | 0.0         | 0-0            | 0.0         | 0 - 2            | 0.0         | 0                | 0          | 0/0.0           | 0          | 0-0          | 0          | 0          | 0         | 0/0.0            |
| Fair, D          | 1-0       | 03:56       | 0 - 2             | 0.0         | 0-1            | 0.0         | 0 - 0            | 0.0         | 0                | 0          | 0/0.0           | 2          | 0-0          | 0          | 0          | 0         | 0/0.0            |
| <b>ACES</b>      | <b>16</b> | <b>3200</b> | <b>489 - 1098</b> | <b>44.5</b> | <b>152-443</b> | <b>34.3</b> | <b>274 - 332</b> | <b>82.5</b> | <b>103</b>       | <b>453</b> | <b>681/42.6</b> | <b>317</b> | <b>269-0</b> | <b>103</b> | <b>192</b> | <b>76</b> | <b>1404/87.8</b> |
| <b>OPPONENTS</b> | <b>16</b> | <b>3200</b> | <b>490 - 1108</b> | <b>44.2</b> | <b>143-369</b> | <b>38.8</b> | <b>222 - 277</b> | <b>80.1</b> | <b>100</b>       | <b>452</b> | <b>659/41.2</b> | <b>333</b> | <b>297-3</b> | <b>109</b> | <b>205</b> | <b>64</b> | <b>1345/84.1</b> |

| PLAYER       | -----SINGLE GAME HIGHS----- |     |     |     |    |     |     | -----AVERAGE PER GAME----- |      |     |      |     |      |      | -----AVERAGE PER 48 MIN----- |      |      |     |      |      |  |
|--------------|-----------------------------|-----|-----|-----|----|-----|-----|----------------------------|------|-----|------|-----|------|------|------------------------------|------|------|-----|------|------|--|
|              | MIN                         | REB | AST | STL | TO | BLK | PTS | MIN                        | REB  | AST | STL  | TO  | BLK  | PTS  | REB                          | AST  | STL  | TO  | BLK  | PTS  |  |
| Wilson, A    | 37:13                       | 16  | 5   | 6   | 3  | 6   | 36  | 33.7                       | 11.1 | 2.7 | 1.88 | 1.7 | 2.31 | 26.9 | 13.2                         | 3.2  | 2.22 | 2.0 | 2.74 | 32.0 |  |
| Young, J     | 40:00                       | 8   | 11  | 3   | 7  | 2   | 34  | 33.4                       | 4.7  | 5.4 | 0.93 | 2.5 | 0.33 | 18.9 | 5.6                          | 6.5  | 1.12 | 3.0 | 0.40 | 22.7 |  |
| Plum, K      | 40:00                       | 5   | 8   | 3   | 5  | 1   | 27  | 35.8                       | 2.0  | 5.1 | 0.81 | 2.0 | 0.06 | 17.3 | 2.2                          | 5.7  | 0.91 | 2.2 | 0.07 | 19.3 |  |
| Hayes, T     | 27:48                       | 6   | 4   | 2   | 3  | 1   | 17  | 22.3                       | 3.0  | 1.9 | 0.80 | 0.8 | 0.30 | 8.9  | 5.4                          | 3.4  | 1.43 | 1.4 | 0.54 | 16.0 |  |
| Gray, C      | 26:50                       | 6   | 7   | 0   | 3  | 2   | 22  | 21.4                       | 4.0  | 4.3 | 0.00 | 2.0 | 0.75 | 8.8  | 7.5                          | 7.9  | 0.00 | 3.7 | 1.40 | 16.3 |  |
| Clark, A     | 35:26                       | 8   | 5   | 4   | 4  | 1   | 13  | 27.5                       | 3.9  | 1.7 | 1.13 | 2.1 | 0.13 | 7.4  | 5.6                          | 2.5  | 1.63 | 3.1 | 0.18 | 10.7 |  |
| Martin, K    | 32:09                       | 7   | 3   | 2   | 2  | 2   | 13  | 15.8                       | 2.2  | 1.1 | 0.20 | 0.7 | 0.27 | 3.9  | 5.6                          | 2.9  | 0.51 | 1.7 | 0.68 | 9.8  |  |
| Gustafson, M | 15:06                       | 6   | 1   | 2   | 1  | 0   | 11  | 8.4                        | 1.8  | 0.2 | 0.38 | 0.4 | 0.00 | 2.6  | 8.7                          | 0.9  | 1.79 | 1.8 | 0.00 | 12.3 |  |
| Stokes, K    | 27:32                       | 12  | 3   | 2   | 3  | 6   | 11  | 21.8                       | 6.3  | 1.1 | 0.50 | 0.6 | 1.31 | 2.4  | 11.4                         | 1.9  | 0.92 | 1.1 | 2.40 | 4.5  |  |
| Colson, S    | 17:32                       | 2   | 3   | 1   | 1  | 0   | 8   | 7.1                        | 0.2  | 0.7 | 0.23 | 0.5 | 0.00 | 2.2  | 1.3                          | 3.9  | 1.30 | 2.6 | 0.00 | 12.1 |  |
| Cannon, E    | 03:33                       | 2   | 1   | 0   | 1  | 0   | 2   | 1.9                        | 0.4  | 0.2 | 0.00 | 0.2 | 0.00 | 0.8  | 8.6                          | 4.3  | 0.00 | 4.3 | 0.00 | 17.3 |  |
| Bell, K      | 07:12                       | 1   | 0   | 0   | 0  | 0   | 0   | 7.2                        | 1.0  | 0.0 | 0.00 | 0.0 | 0.00 | 0.0  | 5.6                          | 0.0  | 0.00 | 0.0 | 0.00 | 0.0  |  |
| Carter, J    | 03:25                       | 0   | 0   | 0   | 0  | 0   | 0   | 2.1                        | 0.0  | 0.0 | 0.00 | 0.0 | 0.00 | 0.0  | 0.0                          | 0.0  | 0.00 | 0.0 | 0.00 | 0.0  |  |
| Fair, D      | 03:56                       | 0   | 2   | 0   | 0  | 0   | 0   | 3.9                        | 0.0  | 2.0 | 0.00 | 0.0 | 0.00 | 0.0  | 0.0                          | 20.3 | 0.00 | 0.0 | 0.00 | 0.0  |  |

# 2024 INDIANA FEVER (8-12)

| PLAYER           | GP-GS     | MIN         | FGM-FGA           | FG%         | 3-POINT        |             | FTM-FTA          | FT%         | --- REBOUNDS --- |            |                 | AST        | PF-DQ        | STL        | TO         | BLK       | PTS/AVG          |
|------------------|-----------|-------------|-------------------|-------------|----------------|-------------|------------------|-------------|------------------|------------|-----------------|------------|--------------|------------|------------|-----------|------------------|
|                  |           |             |                   |             | FGM-FGA        | FG%         |                  |             | OFF              | DEF        | TOT/AVG         |            |              |            |            |           |                  |
| Mitchell, K      | 20-18     | 596:28      | 115 - 266         | 43.2        | 46-116         | 39.7        | 50 - 62          | 80.6        | 13               | 24         | 37/1.9          | 37         | 32-0         | 15         | 29         | 2         | 326/16.3         |
| Clark, C         | 20-20     | 684:31      | 97 - 246          | 39.4        | 56-162         | 34.6        | 73 - 83          | 88.0        | 9                | 104        | 113/5.7         | 138        | 57-0         | 27         | 112        | 17        | 323/16.2         |
| Boston, A        | 20-20     | 604:46      | 108 - 220         | 49.1        | 6-13           | 46.2        | 40 - 58          | 69.0        | 55               | 110        | 165/8.3         | 55         | 71-0         | 16         | 43         | 25        | 262/13.1         |
| Smith, N         | 20-18     | 525:19      | 95 - 189          | 50.3        | 11-30          | 36.7        | 35 - 57          | 61.4        | 36               | 114        | 150/7.5         | 27         | 58-0         | 15         | 19         | 22        | 236/11.8         |
| Fagbenle, T      | 10-2      | 221:26      | 36 - 61           | 59.0        | 1-6            | 16.7        | 18 - 20          | 90.0        | 16               | 38         | 54/5.4          | 11         | 42-2         | 7          | 12         | 8         | 91/9.1           |
| Wallace, K       | 19-15     | 391:31      | 39 - 101          | 38.6        | 14-51          | 27.5        | 10 - 16          | 62.5        | 9                | 32         | 41/2.2          | 41         | 28-0         | 15         | 13         | 6         | 102/5.4          |
| Samuelson, K     | 20-5      | 361:31      | 33 - 83           | 39.8        | 23-59          | 39.0        | 17 - 18          | 94.4        | 7                | 34         | 41/2.1          | 28         | 28-0         | 3          | 5          | 5         | 106/5.3          |
| Wheeler, E       | 19-2      | 340:08      | 38 - 95           | 40.0        | 8-29           | 27.6        | 8 - 9            | 88.9        | 6                | 29         | 35/1.8          | 48         | 27-0         | 13         | 23         | 1         | 92/4.8           |
| Berger, G        | 8-0       | 86:48       | 9 - 21            | 42.9        | 2-4            | 50.0        | 9 - 14           | 64.3        | 3                | 8          | 11/1.4          | 6          | 12-0         | 4          | 8          | 0         | 29/3.6           |
| Hull, L          | 15-0      | 158:21      | 16 - 44           | 36.4        | 7-20           | 35.0        | 9 - 12           | 75.0        | 6                | 13         | 19/1.3          | 9          | 26-0         | 4          | 9          | 3         | 48/3.2           |
| Taylor, C        | 5-0       | 15:49       | 1 - 1             | 100         | 0-0            | 0.0         | 1 - 2            | 50.0        | 0                | 1          | 1/0.2           | 1          | 1-0          | 0          | 1          | 1         | 3/0.6            |
| Saxton, V        | 6-0       | 13:26       | 1 - 4             | 25.0        | 0-1            | 0.0         | 1 - 2            | 50.0        | 0                | 1          | 1/0.2           | 0          | 1-0          | 0          | 1          | 0         | 3/0.5            |
| Dantas, D        | 0-0       | 0           | 0 - 0             | 0.0         | 0-0            | 0.0         | 0 - 0            | 0.0         | 0                | 0          | 0/0.0           | 0          | 0-0          | 0          | 0          | 0         | 0/0.0            |
| <b>FEVER</b>     | <b>20</b> | <b>4000</b> | <b>588 - 1331</b> | <b>44.2</b> | <b>174-491</b> | <b>35.4</b> | <b>271 - 353</b> | <b>76.8</b> | <b>160</b>       | <b>508</b> | <b>816/40.8</b> | <b>401</b> | <b>383-2</b> | <b>119</b> | <b>297</b> | <b>90</b> | <b>1621/81.1</b> |
| <b>OPPONENTS</b> | <b>20</b> | <b>4000</b> | <b>619 - 1379</b> | <b>44.9</b> | <b>167-466</b> | <b>35.8</b> | <b>348 - 428</b> | <b>81.3</b> | <b>169</b>       | <b>518</b> | <b>849/42.5</b> | <b>429</b> | <b>355-3</b> | <b>158</b> | <b>250</b> | <b>76</b> | <b>1753/87.7</b> |

| PLAYER       | -----SINGLE GAME HIGHS----- |     |     |     |    |     |     | -----AVERAGE PER GAME----- |     |     |      |     |      |      | -----AVERAGE PER 48 MIN----- |     |      |     |      |      |  |
|--------------|-----------------------------|-----|-----|-----|----|-----|-----|----------------------------|-----|-----|------|-----|------|------|------------------------------|-----|------|-----|------|------|--|
|              | MIN                         | REB | AST | STL | TO | BLK | PTS | MIN                        | REB | AST | STL  | TO  | BLK  | PTS  | REB                          | AST | STL  | TO  | BLK  | PTS  |  |
| Mitchell, K  | 38:10                       | 4   | 5   | 3   | 4  | 1   | 24  | 29.8                       | 1.9 | 1.9 | 0.75 | 1.5 | 0.10 | 16.3 | 2.5                          | 2.5 | 1.01 | 1.9 | 0.13 | 21.9 |  |
| Clark, C     | 39:59                       | 12  | 13  | 4   | 10 | 3   | 30  | 34.2                       | 5.7 | 6.9 | 1.35 | 5.6 | 0.85 | 16.2 | 6.6                          | 8.1 | 1.58 | 6.5 | 0.99 | 18.9 |  |
| Boston, A    | 37:20                       | 14  | 6   | 2   | 6  | 5   | 27  | 30.2                       | 8.3 | 2.8 | 0.80 | 2.2 | 1.25 | 13.1 | 10.9                         | 3.6 | 1.06 | 2.8 | 1.65 | 17.3 |  |
| Smith, N     | 34:39                       | 15  | 3   | 2   | 3  | 2   | 23  | 26.3                       | 7.5 | 1.4 | 0.75 | 1.0 | 1.10 | 11.8 | 11.4                         | 2.1 | 1.14 | 1.4 | 1.68 | 18.0 |  |
| Fagbenle, T  | 31:33                       | 10  | 3   | 3   | 3  | 3   | 17  | 22.1                       | 5.4 | 1.1 | 0.70 | 1.2 | 0.80 | 9.1  | 9.8                          | 2.0 | 1.26 | 2.2 | 1.45 | 16.4 |  |
| Wallace, K   | 32:52                       | 4   | 5   | 4   | 2  | 2   | 10  | 20.6                       | 2.2 | 2.2 | 0.79 | 0.7 | 0.32 | 5.4  | 4.2                          | 4.2 | 1.53 | 1.3 | 0.61 | 10.4 |  |
| Samuelson, K | 32:11                       | 5   | 4   | 1   | 1  | 2   | 12  | 18.1                       | 2.1 | 1.4 | 0.15 | 0.3 | 0.25 | 5.3  | 4.5                          | 3.1 | 0.33 | 0.6 | 0.55 | 11.7 |  |
| Wheeler, E   | 24:32                       | 5   | 5   | 2   | 3  | 1   | 15  | 17.9                       | 1.8 | 2.5 | 0.68 | 1.2 | 0.05 | 4.8  | 4.1                          | 5.6 | 1.53 | 2.7 | 0.12 | 10.8 |  |
| Berger, G    | 22:50                       | 4   | 2   | 1   | 2  | 0   | 7   | 10.8                       | 1.4 | 0.8 | 0.50 | 1.0 | 0.00 | 3.6  | 5.1                          | 2.8 | 1.84 | 3.7 | 0.00 | 13.4 |  |
| Hull, L      | 21:08                       | 4   | 2   | 2   | 2  | 1   | 12  | 10.6                       | 1.3 | 0.6 | 0.27 | 0.6 | 0.20 | 3.2  | 4.8                          | 2.3 | 1.01 | 2.3 | 0.76 | 12.1 |  |
| Taylor, C    | 06:51                       | 1   | 1   | 0   | 1  | 1   | 3   | 3.2                        | 0.2 | 0.2 | 0.00 | 0.2 | 0.20 | 0.6  | 2.5                          | 2.5 | 0.00 | 2.5 | 2.53 | 7.6  |  |
| Saxton, V    | 03:16                       | 1   | 0   | 0   | 1  | 0   | 2   | 2.2                        | 0.2 | 0.0 | 0.00 | 0.2 | 0.00 | 0.5  | 3.0                          | 0.0 | 0.00 | 3.0 | 0.00 | 8.9  |  |
| Dantas, D    | 0                           | 0   | 0   | 0   | 0  | 0   | 0   | 0.0                        | 0.0 | 0.0 | 0.00 | 0.0 | 0.00 | 0.0  | 0.0                          | 0.0 | 0.00 | 0.0 | 0.00 | 0.0  |  |

# LAS VEGAS ACES | MEDIA CHEAT SHEET



**KIERSTAN BELL**  
Guard | 6-1 | 176  
FGCU | 3rd Year



**ALYSHA CLARK**  
Forward | 5-11 | 167  
Middle Tennessee | 12th Year



**SYDNEY COLSON**  
Guard | 5-8 | 140  
Texas A&M | 10th Year



**CHELSEA GRAY**  
Guard | 5-11 | 170  
Duke | 10th Year



**MEGAN GUSTAFSON**  
C | 6-4 | 195  
Iowa | 6th Year



**TIFFANY HAYES**  
G | 5-10 | 155  
Connecticut | 12th Year



**KATE MARTIN**  
Guard | 6-0 | 172  
Iowa | Rookie



**KELSEY PLUM**  
Guard | 5-8 | 145  
Washington | 7th Year



**KIAH STOKES**  
Center | 6-3 | 191  
Connecticut | 9th Year



**A'JA WILSON**  
Center | 6-4 | 195  
South Carolina | 7th Year



**JACKIE YOUNG**  
Guard | 6-0 | 165  
Notre Dame | 6th Year



**BECKY HAMMON**  
Head Coach



**NATALIE NAKASE**  
First Assistant Coach



**TYLER MARSH**  
Assistant Coach/Head of  
Player Development



**CHARLENE THOMAS-  
SWINSON**  
Assistant Coach



**CIARA BURGI**  
Director of Health and  
Performance



**JERRICA THOMAS**  
Lead Rehabilitation  
Specialist



**JEREMIAH WELCH**  
Performance Coach



**BRYSON CREER**  
Lead Athletic Trainer

## PRONUNCIATION GUIDE

- 1 Kierstan Bell
- 7 Alysha Clark
- 17 Megan Gustafson
- 41 Kiah Stokes
- 22 A'ja Wilson

Ciara Burgi  
Natalie Nakase

## PRO-NUN-C-A-SHUN GUYD

KEER-stin  
uh-LEE-sha  
GUST-uff-sun  
KEE-uh  
A-zhuh (like the continent, Asia)

c-AIR-uh BURR-ghee (like the Sierra mountains)  
nuh-KAH-say