



# LAS VEGAS ACES (5-2) vs. SEATTLE STORM (6-3)

Friday, June 7, 2024 | Michelob ULTRA Arena | Las Vegas, NV

7 pm PT | TV: ION | Radio: ESPN 100.9 FM & 1100 AM

Game No. 8 | Home Game No. 5



## SCHEDULE & RESULTS

Date	Opponent	TV	PT
May (4-2)			
14	Phoenix	W	89-80
18	Los Angeles	W	89-82
21	Phoenix	L	88-98
25	Indiana	W	99-80
29	@ Minnesota	W	80-66
31	@ Atlanta	L	74-78
June (1-0)			
5	@ Dallas (CC)	NBA TV	5 pm
7	Seattle (CC)	ION	7 pm
9	@ Los Angeles (CC)		7 pm
11	Minnesota (CC)	NBA TV	7 pm
13	@ Phoenix (CC)	Prime	7 pm
15	New York	ABC	12 pm
19	Seattle	NBA TV	7 pm
21	Connecticut	ION	6:30 pm
25	CC Championship Game		
27	@ Chicago	Prime	4 pm
29	@ Washington	ESPN	11 am
July (0-0)			
2	\$ Indiana	ESPN	7 pm
4	Washington	Prime	7 pm
5	@ Los Angeles	ION	7 pm
7	Dallas	ESPN	12 pm
10	@ Seattle		12 pm
12	@ Atlanta	ION	4:30 pm
14	@ Washington	CBSSN	12 pm
16	Chicago	Prime	7 pm
19-20 All-Star Weekend (Phoenix)			
Olympic Break			
August (0-0)			
17	New York	CBS	1 pm
18	Los Angeles	NBA TV	12:30 pm
21	Minnesota	ESPN	6 pm
23	@ Minnesota	ION	6:30 pm
25	@ Chicago	CBS	9 am
27	@ Dallas	NBA TV	5 pm
30	Atlanta	ION	7 pm
September (0-0)			
1	@ Phoenix		6 pm
3	\$ Chicago	NBA TV	7 pm
6	@ Connecticut	ION	4:30 pm
8	@ New York	ESPN	1 pm
11	@ Indiana	NBA TV	4 pm
13	@ Indiana	ION	4:30 pm
15	Connecticut	CBSSN	3 pm
17	@ Seattle	NBA TV	7 pm
19	Dallas		6 pm

\$ T-Mobile Arena


## ACES MEDIA RELATIONS CONTACTS

John Maxwell, Vice President  
JMaxwell@LasVegasAces.com  
951-203-3208

Caroline Williams, Asst. Director  
CWilliams@LasVegasAces.com  
725-289-8896

## HOLE CARDS

0




**JACKIE YOUNG**  
G • 6-0 • 6th Year • Notre Dame '19

	PPG	RPG	APG	SPG	FG%	3P%	FT%	MIN
2024	20.4	5.6	7.6	1.3	.432	.341	.865	36.3
Career	13.3	4.0	3.9	1.1	.472	.405	.849	29.5

2024 HIGHS: PTS (23), REB (8), AST (11), STL (3), BLK (2), FGM (10), 3PM (4), FTM (9)

---

10




**KELSEY PLUM**  
G • 5-8 • 7th Year • Washington '17

	PPG	RPG	APG	SPG	FG%	3P%	FT%	MPG
2024	18.9	1.7	5.3	1.0	.364	.343	.840	36.9
Career	13.8	2.4	4.0	0.9	.431	.393	.884	28.1

2024 HIGHS: PTS (27), REB (3), AST (7), STL (3), BLK (0), FGM (9), 3PM (7), FTM (6)

---

22




**A'JA WILSON**  
C • 6-4 • 7th Year • South Carolina '18

	PPG	RPG	APG	BPG	FG%	3P%	FT%	MPG
2024	27.9	12.4	2.6	2.6	.513	.333	.809	32.9
Career	20.2	8.8	2.1	1.8	.492	.358	.808	30.6

2024 HIGHS: PTS (36), REB (15), AST (5), STL (6), BLK (4), FGM (15), 3PM (1), FTM (10)

---

41




**KIAH STOKES**  
C • 6-3 • 9th Year • Connecticut '15

	PPG	RPG	APG	BPG	FG%	3P%	FT%	MPG
2024	2.4	5.4	1.1	1.1	.333	.400	.750	24.0
Career	3.9	5.8	0.7	1.1	.503	.232	.678	20.4

2024 HIGHS: PTS (11), REB (8), AST (3), STL (1), BLK (3), FGM (4), 3PM (3), FTM (2)

---

7



**ALYSHA CLARK**  
F • 5-11 • 10th Year • Middle Tennessee '10

	PPG	RPG	APG	SPG	FG%	3P%	FT%	MPG
2024	8.3	5.1	1.6	1.7	.500	.400	.857	32.0
Career	7.0	3.5	1.4	0.8	.490	.385	.799	23.3

2024 HIGHS: PTS (13), REB (8), AST (5), STL (4), BLK (1), FGM (5), 3PM (5), FTM (2)

## THE TURN

NO	NAME	POS	HGT	YR	MIN	PTS	REB	AST	FG%	3P%	FT%
32	Emma Cannon	F	6-2	6th	1.7	0.7	0.0	0.0	1.000	---	---
51	Sydney Colson	G	5-8	10th	5.7	1.1	0.1	0.4	.333	.333	---
17	Megan Gustafson	C	6-4	6th	10.0	3.1	2.0	0.1	.348	.154	1.00
15	Tiffany Hayes	G	5-10	12th	21.0	11.0	6.0	4.0	.571	.333	1.00
20	Kate Martin	G	6-0	R	19.7	4.3	3.3	1.7	.259	.316	1.00
<b>OUT</b> (Bell-lower right leg, Gray-lower left leg)											
1	Kierstan Bell	F	6-1	3rd	7.0	0.0	1.0	0.0	---	---	---
12	Chelsea Gray	G	5-11	10th		DNP					

## SERIES HISTORY (REG SEAS & PLAYOFFS)

**Overall:** Aces lead 44-43

**At Home:** Aces lead 27-15

**On the Road:** Aces trail 17-28

**Current streak:** Las Vegas won last 7

**Becky Hammon vs. Seattle:** 10-2

**Last 10:** Aces lead 9-1.

**Last Meeting:** Las Vegas upended the Storm 103-77 on Sept. 2, 2023. A'ja Wilson led five Aces in double-digit scoring with 30 points, and added 10 rebounds. Jackie Young added 22, while Alysha Clark scored 16, Kelsey Plum netted 15, and Chelsea Gray chipped in with 14.

## NEXT UP

The Aces travel to Los Angeles for a Sunday, June 9 meeting with the Sparks. It is the third of five straight Commissioner's Cup games for Las Vegas. The Aces beat LA in the second game of the 2024 season, 89-82. Dearica Hamby is averaging 20.4 points and 11.6 rebounds in her second season in Southern California, while Kia Nurse, acquired in an offseason trade with Seattle, is averaging 12.2 points.

## PENDING MILESTONS

- 500 Rebounds: Kelsey Plum (499)
- 1,000 Points: Kiah Stokes (975)
- 4,000 Points: A'ja Wilson (3,956)

# CONGRATULATIONS!

If you are reading this, it means that you have made the wise decision to cover a WNBA game featuring the defending WNBA Champion Las Vegas Aces. Odds are, you a member of one of the most prestigious media outlets in the nation, and a talented print, radio or television personality.

Regardless of how these Game Notes came into your possession, welcome to year 7 of the Las Vegas Aces—our first as the two-time defending WNBA Champs.

These Game Notes are designed to simplify your coverage of the Aces, but in a society that now likes to communicate in 140 ~~280~~ characters or less and 30-second Tik Tok videos, even a modest-sized set of Game Notes like this one can be intimidating.

Over the rest of this page, we will walk you through the complexities of this document to further enhance your ability to cover the most entertaining team in the WNBA.

Before we begin, we want you to know that we've gone interactive with notes again this year. Embedded links will take you to the interweb page that contains more information on each note or tidbit of information. [Click through to your heart's content!](#)

So let's get started. These notes are divided into 3 primary sections: Season Notes, Individual Player Profiles and Statistics.

## Statistics

Let's take these items in reverse order. If all you need are our season statistics, just flip to the end of these notes. Both teams' stats are always located on the second to last page.

There is also a separate statistical packet in a different document with more detailed information about both teams.

What about box scores? Some folks like to see the box score from the previous games in Game Notes, while some folks like to peruse all of that season's box scores. Some like to see the box scores from previous meetings between the two teams playing today.

Given all these possibilities, with the exception of 2024 games between the two teams playing today, we have decided not to include any box scores ~~because we are lazy~~ in an effort to rid the planet of unnecessary paper waste. All WNBA box scores (PDFs) are located online and can be [downloaded here](#).

## Additional Notes

Notes you've seen plenty of times, are still important, but not enough to take up prime real estate in the front of the game notes.

### Individual Player Profiles

Each player on the roster has at least one page of info in this doc.

Included in these are ...

- Notes from the 2024 season
- Career highlights
- Streaks that paint a statistical picture of the player's most recent efforts.
- Single-season and career highs.
- Career Stats
- Links to a more robust bio online

Additional information is available on each player's online biography, linked from various spots in the notes, including the front page, but these should give you what you need to cover the game.

## Season Notes

This area is divided into 3 primary sections.

As the season progresses, the first notes will be super-specific to this year's team and players, and should tell the story of the season, essentially answering the question, "Why do the Aces have the record they have?"

## TABLE OF CONTENTS

1	Schedule/Results, Media Relations Contacts, Quick Hits
2	Welcome!
3	Aces Roster & Pronunciation Guide
4-5	.....Aces History vs Today's Opponent
6-20	.....Season Notes Notes
21-22	....Head Coach Becky Hammon
23-35	....Aces Player Bios
36	.....Aces Game-by-Game Team Statistics
37	.....Aces & Mercury Cumulative Statistics
OBC	....Media Cheat Sheet Roster

The second section contains interesting milestones or tidbits about this year's team or individuals.

The third section includes information from recent seasons that might (in theory) still have relevance to this year's team.

## Today's Opponent

These pages let you know how the Aces have performed historically against today's opponent.

## Frequently Asked Question

"I have found several typos in this document. Would you like to know about them?"

Yes, we would, but you should know that there are many people in the world who are not happy unless they find fault in the work of others. In an effort to boost their self-confidence, we have intentionally sprinkled several typos in this document to assist them, so we may already be aware of the typos of which you speak.

## Epilogue

If you have any additional questions, please don't hesitate to reach out to the Aces Media Relations duo listed on Page 1.

Thanks again for your interest in covering the Las Vegas Aces.

Your dedicated media relations team,

*Giggly and Caroline*

## LOCAL WATCH PARTIES

The Aces will feature on 21 local broadcasts this season--FOX5 KVVU will carry a five-game slate of Aces games, and SSEN will broadcast 21 games, including the five being carried by FOX5. SSEN is available over the air on digital channel 5.2, cable channel 125, YouTube TV and FubuTV.

May 21	Phoenix	7:00 pm PT	SSEN
May 25	Indiana	6:00 pm PT	SSEN
May 29	@ Minnesota	5:00 pm PT	FOX5/SSEN
June 5	@ Dallas (CC)	5:00 pm PT	FOX5/SSEN
June 9	@ Los Angeles (CC)	6:00 pm PT	SSEN
June 11	Minnesota (CC)	7:00 pm PT	SSEN
June 13	@ Phoenix (CC)	7:00 pm PT	SSEN
June 19	Seattle	7:00 pm PT	SSEN
June 27	@ Chicago	4:00 pm PT	SSEN
July 4	Washington	7:00 pm PT	SSEN
July 1	@ Seattle	12:00 pm PT	SSEN
July 14	@ Washington	12:00 pm PT	SSEN
July 16	Chicago	7:00 pm PT	SSEN
Aug. 18	Los Angeles	3:00 pm PT	FOX5/SSEN
Aug. 27	@ Dallas	5:00 pm PT	FOX5/SSEN
Sept. 1	@ Phoenix	1:00 pm PT	SSEN
Sept. 3	\$ Chicago	7:00 pm PT	SSEN
Sept. 11	@ Indiana	4:00 pm PT	FOX5/SSEN
Sept. 15	Connecticut	3:00 pm PT	SSEN
Sept. 17	@ Seattle	7:00 pm PT	SSEN
Sept. 19	Dallas	6:00 pm PT	SSEN

\$ Played at T-Mobile Arena

## 2024 LAS VEGAS ACES • ALPHABETICAL ROSTER

NO	NAME	POS	HGT	WGT	DOB	YEAR	COLLEGE/COUNTRY	HOMETOWN
1	Kierstan Bell	F	6-1	176	03/16/2000	3rd	Florida Gulf Coast	Alliance, OH
32	Emma Cannon	F	6-2	190	06/01/1989	6th	Florida Southern	Rochester, NY
7	Alysha Clark	F	5-11	167	07/07/1987	12th	Middle Tennessee	Mount Juliet, TN
51	Sydney Colson	G	5-8	140	08/06/1989	10th	Texas A&M	Houston, TX
12	Chelsea Gray	G	5-11	170	10/08/1992	10th	Duke	Manteca, CA
17	Megan Gustafson	C	6-4	195	12/13/1996	6th	Iowa	Port Wing, WI
15	Tiffany Hayes	G	5-10	155	08/20/1989	12th	Connecticut	Winter Haven, FL
20	Kate Martin	G	6-0	172	06/05/2000	R	Iowa	Edwardsville, IL
10	Kelsey Plum	G	5-8	145	08/24/1994	7th	Washington	San Diego, CA
41	Kiah Stokes	C	6-3	191	03/30/1993	9th	Connecticut	Cedar Rapids, IA
22	A'ja Wilson	C	6-4	195	08/08/1996	7th	South Carolina	Hopkins, SC
0	Jackie Young	G	6-0	165	09/16/1997	6th	Notre Dame	Princeton, IN

## 2024 LAS VEGAS ACES • NUMERICAL ROSTER

NO	NAME	POS	HGT	WGT	DOB	YEAR	COLLEGE/COUNTRY	HOMETOWN
0	Jackie Young	G	6-0	165	09/16/1997	6th	Notre Dame	Princeton, IN
1	Kierstan Bell	F	6-1	176	03/16/2000	3rd	Florida Gulf Coast	Alliance, OH
7	Alysha Clark	F	5-11	167	07/07/1987	12th	Middle Tennessee	Mount Juliet, TN
10	Kelsey Plum	G	5-8	145	08/24/1994	7th	Washington	San Diego, CA
12	Chelsea Gray	G	5-11	170	10/08/1992	10th	Duke	Manteca, CA
15	Tiffany Hayes	G	5-10	155	08/20/1989	12th	Connecticut	Winter Haven, FL
17	Megan Gustafson	C	6-4	195	12/13/1996	6th	Iowa	Port Wing, WI
20	Kate Martin	G	6-0	172	06/05/2000	R	Iowa	Edwardsville, IL
22	A'ja Wilson	C	6-4	195	08/08/1996	7th	South Carolina	Hopkins, SC
32	Emma Cannon	F	6-2	190	06/01/1989	6th	Florida Southern	Rochester, NY
41	Kiah Stokes	C	6-3	191	03/30/1993	9th	Connecticut	Cedar Rapids, IA
51	Sydney Colson	G	5-8	140	08/06/1989	10th	Texas A&M	Houston, TX

Head Coach	Becky Hammon
First Assistant Coach	Natalie Nakase
Asst. Coach/Head of Player Development	Tyler Marsh
Assistant Coach	Charlene Thomas-Swinson
Medical Director	Laura Ramus
Director of Health and Performance	Ciara Burgi
Lead Rehabilitation Specialist	Jerrica Thomas
Performance Coach	Jeremiah Welch
Lead Athletic Trainer	Bryson Creer

### PRONUNCIATION GUIDE

1	Kierstan Bell	KEER-stin
7	Alysha Clark	uh-LEE-sha
17	Megan Gustafson	GUST-uff-sun
41	Kiah Stokes	KEE-uh
22	A'ja Wilson	A-zhuh (like the continent, Asia)

Ciara Burgi	c-AIR-uh BURR-ghee (like the Sierra mountains)
Natalie Nakase	nuh-KAH-say

## ACES VS STORM ALL-TIME RESULTS



### Regular Season History

Overall 44-43  
Home 27-15  
Road 17-28  
Overtime 4-1

### Playoff History

Overall 3-4  
Home 1-3  
Road 2-1  
Overtime 1-0

### Streaks (incl playoffs)

Overall W 7  
Home W 3  
Road W 5  
Overtime W 4

Date	H/A	Opponent	W/L	LV	SEA
June 18, 2000	@	Seattle	W 1	56	53
June 20, 2000		Seattle	W 2	66	63
July 1, 2000	@	Seattle	W 3	81	60
June 9, 2001		Seattle	L 1	65	73
June 25, 2001		Seattle	L 2	47	65
Aug. 3, 2001	@	Seattle	W 1	64	41
June 9, 2002	@	Seattle	W 2	71	68
June 15, 2002		Seattle	W 3	61	54
Aug. 11, 2002	@	Seattle	L 1	57	74
May 24, 2003		Seattle	W 1	65	56
June 22, 2003	@	Seattle	L 1	53	93
Aug. 12, 2003	@	Seattle	W 1	69	52
Aug. 20, 2003		Seattle	W 2 (OT)	78	70
June 19, 2004		Seattle	L 1	61	74
July 1, 2004	@	Seattle	L 2	52	76
July 12, 2004	@	Seattle	L 3	59	75
May 29, 2005	@	Seattle	L 4	51	79
June 30, 2005		Seattle	W 1	81	69
July 15, 2005	@	Seattle	L 1	70	92
Aug. 23, 2005		Seattle	L 2	51	78
June 4, 2006	@	Seattle	W 1	89	87
June 23, 2006	@	Seattle	L 1	57	87
Aug. 10, 2006		Seattle	W 1	75	65
May 25, 2007		Seattle	W 2	82	71
June 2, 2007	@	Seattle	W 3	78	68
July 7, 2007		Seattle	W 4	80	73
July 29, 2007	@	Seattle	W 5	92	88
May 24, 2008		Seattle	W 6	87	72
May 30, 2008	@	Seattle	L 1	57	78
June 13, 2008		Seattle	W 1	74	69
July 7, 2009	@	Seattle	L 1	53	66
July 28, 2009		Seattle	W 1	74	71
Aug. 1, 2009	@	Seattle	L 1 (OT)	82	85
Sept. 12, 2009		Seattle	L 2	55	64
May 30, 2010		Seattle	L 3	56	84
June 20, 2010	@	Seattle	L 4	61	82
June 29, 2010	@	Seattle	L 5	72	86
July 20, 2010		Seattle	L 6	74	80
July 14, 2011		Seattle	W 1	69	66
July 21, 2011	@	Seattle	L 1	55	73
Aug. 2, 2011	@	Seattle	L 2	64	78
Aug. 23, 2011	@	Seattle	L 3	55	63
Sept. 3, 2011		Seattle	L 4	60	70
June 9, 2012		Seattle	W 1	80	67
June 22, 2012	@	Seattle	L 1	76	82
Sept. 14, 2012		Seattle	W 1	90	66
Sept. 21, 2012	@	Seattle	L 1	75	84

^—WNBA Semifinals

\$—WNBA Finals

Date	H/A	Opponent	W/L	LV	SEA
June 21, 2013		Seattle	L 2	86	91
Aug. 9, 2013	@	Seattle	W 1	77	56
Aug. 11, 2013	@	Seattle	L 1	63	69
Aug. 25, 2013		Seattle	W 1	70	64
Aug. 27, 2013		Seattle	L 1	71	72
June 13, 2014		Seattle	L 2	72	79
June 19, 2014	@	Seattle	W 1 (OT)	87	82
July 11, 2014		Seattle	L 1	67	88
Aug. 3, 2014	@	Seattle	L 2	65	71
June 27, 2015		Seattle	W 1	73	71
Aug. 8, 2015		Seattle	W 2	88	81
Aug. 16, 2015	@	Seattle	L 1	63	72
Aug. 28, 2015	@	Seattle	L 2	69	83
Sept. 13, 2015	@	Seattle	W 1	59	58
June 14, 2016		Seattle	W 2	77	40
July 8, 2016		Seattle	L 1	68	78
July 20, 2016	@	Seattle	L 2	69	83
June 6, 2017		Seattle	L 3	76	85
June 18, 2017	@	Seattle	L 4	57	75
Aug. 5, 2017		Seattle	W 1 (OT)	87	80
Aug. 18, 2017	@	Seattle	L 1	78	79
May 27, 2018		Seattle	L 2	98	105
May 31, 2018	@	Seattle	L 3	74	101
June 19, 2018	@	Seattle	W 1	89	77
June 25, 2019		Seattle	W 2	60	56
July 19, 2019	@	Seattle	L 1	66	69
July 23, 2019		Seattle	W 1	79	62
Aug. 22, 2020		Seattle	W 2	82	74
Sept. 13, 2020	@	Seattle	W 3	86	84
October 2, 2020		Seattle \$	L 1	80	93
October 4, 2020		Seattle \$	L 2	91	104
October 6, 2020	@	Seattle \$	L 3	59	92
May 15, 2021	@	Seattle	L 4	83	97
May 18, 2021	@	Seattle	W 1	96	80
June 27, 2021		Seattle	W 2 (OT)	95	92
May 8, 2022		Seattle	W 3	85	74
June 29, 2022	@	Seattle	L 1	78	88
Aug. 7, 2022	@	Seattle	W 1	89	81
Aug. 14, 2022		Seattle	W 2	109	100
Aug. 28, 2022		Seattle ^	L 1	73	76
Aug. 31, 2022		Seattle ^	W 1	78	73
Sept. 4, 2022	@	Seattle ^	W 2 (OT)	110	98
Sept. 6, 2022	@	Seattle ^	W 3	97	92
May 20, 2023	@	Seattle	W 4	105	64
June 15, 2023		Seattle	W 5	96	63
July 20, 2023	@	Seattle	W 6	79	63
Sept. 2, 2023		Seattle	W 7	103	77
June 7, 2024		Seattle			
June 19, 2024		Seattle			
July 10, 2024	@	Seattle			
Sept. 17, 2024	@	Seattle			

## ACES VS STORM HEAD-TO-HEAD STATISTICS (2023)

### ACES VS. STORM, 2023

PLAYER	GP-GS	MIN	FGM-FGA	FG%	3-POINT		FTM-FTA	FT%	--- REBOUNDS ---				AST	PF-DQ	STL	TO	BLK	PTS/AVG
					FGM-FGA	FG%			OFF	DEF	TOT/AVG							
Young, J	4-4	121:49	33 - 59	55.9	14-23	60.9	15 - 18	83.3	5	13	18/4.5	11	7-0	4	9	3	95/23.8	
Wilson, A	4-4	118:20	32 - 58	55.2	1-2	50.0	15 - 20	75.0	10	40	50/12.5	2	9-0	6	3	6	80/20.0	
Plum, K	4-4	134:17	28 - 56	50.0	8-22	36.4	13 - 15	86.7	0	9	9/2.3	23	10-0	4	10	0	77/19.3	
Gray, C	4-4	125:43	17 - 45	37.8	1-11	9.1	7 - 8	87.5	1	16	17/4.3	32	8-0	10	13	2	42/10.5	
Clark, A	4-0	96:03	12 - 23	52.2	10-16	62.5	4 - 4	100	1	15	16/4.0	6	6-0	4	5	1	38/9.5	
Parker, C	2-2	48:17	7 - 15	46.7	2-3	66.7	3 - 3	100	1	7	8/4.0	11	5-0	4	2	3	19/9.5	
Bell, K	4-0	41:45	8 - 16	50.0	3-9	33.3	0 - 0	0.0	1	8	9/2.3	2	2-0	2	2	0	19/4.8	
George, C	4-0	24:46	4 - 7	57.1	1-4	25.0	0 - 0	0.0	1	4	5/1.3	1	7-0	2	2	2	9/2.3	
Stokes, K	4-2	72:28	2 - 4	50.0	0-1	0.0	0 - 1	0.0	6	23	29/7.3	3	4-0	5	1	1	4/1.0	
Colson, S	3-0	14:07	0 - 1	0.0	0-1	0.0	0 - 0	0.0	0	2	2/0.7	1	3-0	1	0	0	0/0.0	
Coates, A	1-0	02:26	0 - 0	0.0	0-0	0.0	0 - 0	0.0	0	2	2/2.0	0	1-0	0	0	0	0/0.0	
ACES	4	800	143 - 284	50.4	40-92	43.5	57 - 69	82.6	26	139	184/46	92	62-0	42	49	18	383/95.8	
STORM	4	800	100 - 272	36.8	26-92	28.3	41 - 66	62.1	25	106	166/41.5	60	66-0	30	65	16	267/66.8	

### STORM VS. ACES, 2023

PLAYER	GP-GS	MIN	FGM-FGA	FG%	3-POINT		FTM-FTA	FT%	--- REBOUNDS ---				AST	PF-DQ	STL	TO	BLK	PTS/AVG
					FGM-FGA	FG%			OFF	DEF	TOT/AVG							
Loyd, J	4-4	132:46	24 - 77	31.2	10-32	31.3	21 - 25	84.0	4	17	21/5.3	15	4-0	4	11	2	79/19.8	
Magbegor, E	4-4	120:14	22 - 44	50.0	2-8	25.0	8 - 15	53.3	2	25	27/6.8	5	14-0	6	7	4	54/13.5	
Dojkic, I	3-2	69:59	12 - 24	50.0	5-11	45.5	2 - 4	50.0	0	4	4/1.3	5	6-0	3	6	1	31/10.3	
Horston, J	4-2	99:49	12 - 38	31.6	1-3	33.3	4 - 4	100	6	16	22/5.5	9	9-0	7	8	2	29/7.3	
Whitcomb, S	4-1	85:22	8 - 28	28.6	6-22	27.3	1 - 2	50.0	2	7	9/2.3	10	5-0	2	8	2	23/5.8	
Russell, M	4-1	69:00	10 - 16	62.5	0-0	0.0	1 - 5	20.0	3	16	19/4.8	7	4-0	1	4	1	21/5.3	
Williams, G	1-1	29:07	2 - 9	22.2	0-2	0.0	0 - 0	0.0	2	3	5/5.0	4	1-0	1	1	0	4/4.0	
Turner, Y	3-1	24:44	5 - 7	71.4	0-1	0.0	0 - 1	0.0	1	4	5/1.7	0	4-0	1	4	0	10/3.3	
Guirantes, A	2-0	14:46	1 - 5	20.0	1-2	50.0	3 - 4	75.0	0	1	1/0.5	0	0-0	0	1	2	6/3.0	
Holmes, J	2-0	16:06	1 - 3	33.3	1-3	33.3	1 - 2	50.0	2	2	4/2.0	1	1-0	0	3	0	4/2.0	
Charles, K	1-0	13:49	1 - 5	20.0	0-1	0.0	0 - 0	0.0	0	1	1/1.0	0	3-0	1	0	0	2/2.0	
Melbourne, J	3-0	16:37	1 - 3	33.3	0-1	0.0	0 - 0	0.0	0	0	0/0.0	1	3-0	0	2	0	2/0.7	
Nurse, K	4-2	67:32	1 - 7	14.3	0-5	0.0	0 - 0	0.0	0	5	5/1.3	2	4-0	1	4	0	2/0.5	
Fankam Mendjiadeu, D4-2		40:10	0 - 6	0.0	0-1	0.0	0 - 4	0.0	3	5	8/2.0	1	8-0	3	4	2	0/0.0	
STORM	4	800	100 - 272	36.8	26-92	28.3	41 - 66	62.1	25	106	166/41.5	60	66-0	30	65	16	267/66.8	
ACES	4	800	143 - 284	50.4	40-92	43.5	57 - 69	82.6	26	139	184/46	92	62-0	42	49	18	383/95.8	





TWO-TIME WORLD CHAMPION LAS VEGAS ACES GAME NOTES (STATS & RANKINGS THROUGH 6/6/2024)

FEELING RANK (2024, TOP 30)

	PPG	RPG	APG	SPG	BPG	MPG	FG%	3P%	FT%
Alysha Clark	---	26th	---	12th	---	20th	13th*	10th*	---
Megan Gustafson	---	---	---	---	---	---	---	---	---
Kate Martin	---	---	---	---	---	---	---	---	---
Kelsey Plum	10th	---	9th	---	---	3rd	---	24th	21st
Kiah Stokes	---	24th	---	---	12th	---	---	---	---
A'ja Wilson	1st	1st	29th	5th	2nd	15th	11th	---	27th*
Jackie Young	6th	21st	2nd	30th	---	4th	---	26th	15th

\*tie

STEPPIN UP AT CUP TIME

The Aces, who won the 2022 Commissioner's Cup and finished as runner-up in 2023, have 25 CC victories, the most of any team in the W.

Team	CC Wins (2021-24)	Champion
1. Las Vegas Aces	25	2022
2. Connecticut Sun	23	---
3. New York Liberty	21	2023
4. Seattle Storm	19	2021
5. Chicago Sky	19	---

LAS VEGAS + REPRODUCTIVE FREEDOM FOR ALL

Throughout the CC tournament, the Las Vegas Aces will represent Reproductive Freedom for All.

Reproductive Freedom for All Nevada is a state chapter of the national non-profit organization. Reproductive Freedom for All state chapters build grassroots and political power to engage and mobilize communities, lobby state lawmakers and advocate for reproductive freedom. In Nevada, they are expanding reproductive freedom and defending access to abortion and other forms of reproductive health care in the southwest.

CAROM CHALLENGE

A'ja Wilson is challenging the league record for rebounds per game and defensive rebounds per game, averaging 12.4 and 9.7 per contest. Former Minnesota Lynx star Sylvia Fowles holds the WNBA benchmark for rebounds per game at 11.9 during the 2018 season, while Candace Parker holds the record for defensive boards per game at 8.9 in 2015 with the Sparks.

Player	Year	Team	RPG	Rebs	Gms
1. A'ja Wilson	2024	Las Vegas	12.4	87	7
2. Sylvia Fowles	2018	Minnesota	11.882	404	34
3. Jonquel Jones	2017	Connecticut	11.853	403	34
4. Tina Charles	2010	Connecticut	11.706	398	34
5. C. Holdsclaw	2002	Washington	11.6	232	20

Player	Year	Team	DRPG	DRebs	Gms
1. Dearica Hamby	2024	Los Angeles	9.778	88	9
2. A'ja Wilson	2024	Las Vegas	9.714	68	7
3. Candace Parker	2015	Los Angeles	8.938	143	16
4. C. Holdsclaw	2002	Washington	8.900	178	20
5. Jonquel Jones	2021	Connecticut	8.741	236	27

COMMISSIONER'S CUP 101

The Commissioner's Cup presented by Coinbase is an annual in-season competition. The team from each conference with the top record in their five Commissioner's Cup games will compete for a \$500,000 prize pool in the Commissioner's Cup Championship presented by Coinbase, which will be played on Tuesday, June 25 at the arena of the team with the best record in Cup play.

M'ST 4K

A'ja Wilson is 44 points shy of her 4,000th career point. With 3,956 points over 196 career games, she is on track to hit the 4K mark before she plays 200 games. Only three players in league history have scored 4,000 points in fewer than 200 games.

Player	Milestone Game
1. Breanna Stewart	196
2. Diana Taurasi	197
3. Elena Delle Donne	199

DEATH FROM A DISTANCE

The Las Vegas Aces are allowing opponents to make a league-high 9.6 3-pointers per game so far in 2024. In 2022 the Aces allowed a WNBA-record 9.1 opponent made 3s per game. Two teams this year, the Aces and Mercury (9.5) are on pace to eclipse the record.

IMITATING A COUPLE OF GOATS

Jackie Young has done her best Chelsea Gray impression through the first 7 games of the season, averaging 7.6 assists—good enough for the second-best assist average in the league. Young is also averaging 20.4 points per game, and on pace to become just the second player in league history to average 20 or more points and 6 or more assists in the same season.

Diana Taurasi	2013	20.3 ppg	6.2 apg
Jackie Young	2024	20.4 ppg	7.7 apg

YAWN, JUST ANOTHER 20/10

Wilson started the season by recording five-straight 20-point, 10-rebound games, which breaks the WNBA record of four-straight 20/10 games, previously held by Sylvia Fowles (twice), Tina Charles and Glory Johnson.

5-Straight 20/20 Games

Player	Dates	Averages
A'ja Wilson	May 14-29, 2024	26.2 ppg, 13.2 rpg

4-Straight 20/20 Games

Tina Charles	June 19-26, 2021	29.0 ppg, 12.8 rpg
Glory Johnson	Aug. 6-19, 2017	22.8 ppg, 13.3 rpg
Sylvia Fowles	Sept. 11, 2011-May 30-2012	24.3 ppg, 11.8 rpg
Sylvia Fowles	Aug. 12-23, 2011	25.3 ppg, 13.3 rpg

20/20/20 VISION

On May 21 and 25, A'ja Wilson, Jackie Young and Kelsey Plum became the third trio in WNBA history to each score 20 or more points in back-to-back games. Previously, Chelsea Gray, Plum and Wilson each scored 20+ on July 25 and 30, 2023; and the Mercury's DeWanna Bonner, Brittney Griner and Diana Taurasi were the first trio to do so on Aug. 12 and 17, 2018.

Date	OPP	Wilson	Young	Plum
May 21	Phoenix	21 points	23 points	27 points
May 25	Fever	29 points	22 points	20 points



**GONE STREAKING ...**

**Kierstan Bell**—DNP last 6 games (lower right leg).

**Emma Cannon**—Played in 3 of the last 4 games, all Aces wins.

**Alysha Clark**—Has at least 1 made 3-pointer in 6 straight games (12 for 26) after going 0 for 4 from distance in the first game of the season ... Has at least 1 steal in 8-straight regular season games dating back to 2023 ... Has made 8 of her last 15 shots over 3 games after making 4 of 12 over her previous 2 games ... Is averaging a career-high 32.0 minutes per game, having played 30 or more minutes in 5 of 7 games.

**Sydney Colson**—Made her last 2 three-pointers after missing her previous 7 including the 2023 postseason ... Scored a season-high 6 points vs. Indiana on May 25 but has not scored since.

**Megan Gustafson**—Went 4 for 4 from the free throw line over the first 2 games of the season, but has not been to the line since ... Averaged 3.7 rebounds per game over the first 3 games of the year, but has grabbed 3 since, and none over her last 2 games ... Has made just 1 of her last 10 3-pointers .

**Chelsea Gray**—Has not played this season due to injury.

**Tiffany Hayes**—Has scored in double figures in each of her last 5 games dating back to the 2023 postseason ... Has made 11 of her last 21 3-pointers dating back to the 2023 postseason ... Has made at least 1 3-pointer in each of her last 6 regular season games (7 for 16).

**Kate Martin**—Has missed her last 4 3-pointers after making 5 of her previous 9 ... Has missed her last 7 field goal attempts after making 6 of her previous 12 ... Did not grab a rebound at Dallas on June 5 after grabbing at least 2 in each of her first 5 games

**Kelsey Plum**—Has scored in double figures in 11 consecutive regular season games dating back to 2023 ... Has made 21 of her last 23 free throws after missing her first 2 of the season ... Has made 10 of her last 36 3-pointers after going 7 for 14 from distance vs. Phoenix on May 21.

**Kiah Stokes**—Scored 11 points on 4 of 5 shooting vs. Phenix on May 21, but is 0 for 9 and hasn't scored since ... After starting the season by making 4 of her first 5 3-pointers, has missed her last 5 attempts.

**A'ja Wilson**—Has scored at least 20 points in 12-straight regular season games (28.3 ppg), which is one off the record of 13 held by Phoenix's Diana Taurasi (July 22, 2006-May 19, 2007) ... Has scored at least 28 points in 4-straight regular season games (30.5 ppg), which is one off the record of 5 held by Dallas' Arike Ogunbowale (Aug. 25-Sept. 6, 2019) ...Has scored in double figures in 20-straight regular season games ... Has at least 1 blocked shot in 16-straight regular season games ... Has taken 9 three pointers over the first 7 games after taking just 2 during the Aces 9-game playoff run in 2023.

**Jackie Young**—Has scored in double figures in 7 straight games ... Has recorded at least 5 assists in 8 straight games which is the third longest active streak in the league ... Recorded 9 steals in the first 4 games of the season, but has not recorded one since.

**Aces**— After allowing the Mercury to score 98 points on May 21, the Aces have gone 4-straight games without allowing a team to score more than 81 points (76.0 ppg)...The Aces have held 3-straight opponents to less than 40 percent shooting from the field.

**MINUTE BY MINUTE**

Since the franchise moved to Las Vegas, only one Aces player has logged an average of more than 33 minutes per game (Jackie Young, 33:13 mpg, 2022), although it used to happen with some degree of regularity.

In 2024, Young (36:20) and Kelsey Plum (36:50) are on pace to challenge Jennifer Azzi's franchise record of 37:44 minutes per game, as well as become the third set of teammates to average more than 36 minutes a game in the history of the WNBA. Janeth Arcain (36:02) and Tina Thompson (36:47) first did so for the 2001 Houston Comets and in 2002 Sheryl Swoopes (36:04) and Thompson (36:14) each played 36+ minutes a game, also for the Comets.

Should Arike Ogunbowale (38:17) and Natasha Howard (36:20), who has played just one game in 2024 due to injury, keep playing at the same pace upon Howard's return to the hardwood, would make it two sets of teammates logging 36+ minutes in a single season.

**CONNECTION TROUBLES**

The Aces finished among the top 3 teams in the league for shooting percentage over the past 4 seasons, including an all-time league third-best 48.6% last season. However, the Aces have struggled to find the bottom of the net, and are shooting 42.9% from the field, the lowest since 2019.

**Field Goal Percentage**

	2019	2020	2021	2022	2023	2024
Las Vegas	.427	.476	.472	.460	.486	.429
Rank	5th	3rd	1st	3rd	1st	6th

**RAREFIED AIR**

Only 5 players in the history of the league have produced 60 or more games with 20+ points and 10+ rebounds (regular season and playoff games combined). One of the two active players on the list is A'ja Wilson, who started the season with 5-straight 20/10 games, and has achieved a 20/10 game 30% of her career outings.

Player	20P/10R Dub-Dubs	Career Games	% of Games
1. Tina Charles	100	420	23.8
2. Candace Parker	83	476	17.4
3. Sylvia Fowles	82	449	18.3
4. Lisa Leslie	77	415	18.6
5. A'ja Wilson	70	233	30.0

**WELCOME TO THE FAMILY!**

At the end of May, the Aces signed Tiffany Hayes, who had announced her retirement from the league last December.

The 2017 All-Star didn't miss a beat in her Aces Debut with 11 points, 6 rebounds and 4 assists in a 95-81 victory over Dallas.

Hayes played her first 10 seasons in the league with Atlanta, averaging 13.8 points, 3.3 rebounds and 2.4 assists with the Dream. Hayes' best statistical season was in 2018 when she posted a career-high 17.2 points per game, finishing sixth in MVP voting, and third in defensive player of the year balloting en route to an All-WNBA First Team selection.



TWO-TIME WORLD CHAMPION LAS VEGAS ACES GAME NOTES (STATS & RANKINGS THROUGH 6/6/2024)

DOUBLE THE FUN

A’ja Wilson has tallied 82 double-doubles in her 6+ years in the league, which is tied for the 8th most all time in WNBA history.

Active Player	Dub-Dubs
1. Sylvia Fowles	193
2. Tina Charles	177
3. Lisa Leslie	157
4. Candace Parker	154
5. Nneka Ogumike	102
6. Tamika Catchings	96
7. Jonquel Jones	83
8. A’ja Wilson	82
Rebekkah Brunson	82

XXX

A’ja Wilson opened the season with a 30-point effort and hit for 36 on June 5 against Dallas. She now has scored 30 or more points in a regular-season game 15 times, which ranks 8th among active W players, and is tied with Lisa Leslie for 17th among all-time WNBA players. Diana Taurasi (54) leads the field of active players while Breanna Stewart (25) is second.

SILENT BUT DEADLY ASSASSIN

Jackie Young may be quiet off the court, but she is a deadly assassin on it. She connected on a league second-best 44.9% of her 3-pointers in 2023, and now ranks No. 2 in league history for highest 3-point percentage when attempting at least 150 from distance. The record is 45.28 percent set by Maya Moore in 2013.

WNBA All-Time Single-Season 3-Point % (Minimum 150 Attempts)

Player	Year	Team	3PM	3PA	3P%
Maya Moore	2013	Minnesota	72	159	45.28
Jackie Young	2023	Las Vegas	89	198	44.95
Sabrina Ionescu	2023	New York	128	286	44.76
Sue Bird	2016	Seattle	72	162	44.44
Allie Quigley	2019	Chicago	80	181	44.20

Since the start of the 2022 season, Young ranks 1st and Kelsey Plum 4th in 3-point field goal percentage among players with a minimum of 100 made 3-pointers.

Player	3PM	3PA	3P%
1. Jackie Young	154	358	43.02
2. Marine Jonannés	111	278	39.93
3. Kelsey Plum	231	580	39.83
4. Allisha Gray	126	318	39.62
5. Kelsey Mitchell	195	498	39.16

TRIPLE A

A’ja Wilson established the franchise record for scoring average in a season as a rookie and now, after resetting the record in 2023, owns 4 of the top 5 season scoring averages in franchise history. She also is the only player in franchise history to average 20+ points in a season on more than one occasion, and is on pace to do so again in 2024.

Player	Year	PPG
1. A’ja Wilson	2024	27.9
2. A’ja Wilson	2023	22.8
3. A’ja Wilson	2018	20.7
4. A’ja Wilson	2020	20.5
5. Kelsey Plum	2022	20.2
6. A’ja Wilson	2022	19.5

LOOK AT ALL THE PEOPLE HERE TONIGHT

Over the past two seasons, the Aces have been rewriting their home attendance record books, and made WNBA history by selling out 19 of their 20 home games (and counting) this season.

- After seeing attendance averages list no higher than 5,606 over their first four seasons in Las Vegas, the Aces upped their average to 9,551 fans per game in 2023, and are on pace to surpass that number in 2024.
- The Aces sold out of their season-ticket memberships in early March and had 7 full sellouts by the third week in April, breaking the Las Vegas record of 6 regular season sellouts set in 2023. As of tonight, the Aces have 19 sold out home games this year.
- The attendance mark of 10,419 in their 2024 home opener against Phoenix on May 14 is the largest crowd for an Aces game at Michelob ULTRA Arena.
- The Las Vegas Aces welcomed 10,000 or more fans at 17 home games since arriving in the Valley in 2018—9 of which came in 2023, 4 (so far) in 2024 and 3 in 2022.
- They listed a franchise-high 17,406 fans at T-Mobile Arena in their final 2023 regular season game against the Mercury on Sept. 10, eclipsing the previous regular season record of 15,657, set on Aug. 4, 1998, when the Utah Starzz played host to the Houston Comets.
- Three nights later, the Aces rewrote their playoff attendance record since arriving in Las Vegas with 12,927 fans at T-Mobile Arena for their first game of the First Round against the Sky. The franchise high for a playoff game is 16,012, set Oct. 3, 2008, when the San Antonio Stars hosted the Detroit Shock in the Finals.
- On Oct 8, 2023, against New York, the Aces welcomed the most fans ever to attend a playoff game in Michelob ULTRA Arena (10,300).
- The Aces ranked 1st in the W in attendance in 2023 with the help of 6 sold out games. The Aces also sold out 2 playoff games last season.

Top 10 Attended Game Since Moving to Las Vegas

Date	Opponent	Attendance
1. Sept. 10, 2023	Phoenix#	17,406
2. Sept. 13, 2023	Chicago*#	12,927
3. May 14, 2024	Phoenix	10,419
4. May 25, 2024	Indiana	10,399
5. May 21, 2024	Phoenix	10,374
6. Aug. 19, 2023	Los Angeles	10,348
7. Oct. 8, 2023	New York*	10,300
8. May 18, 2024	Los Angeles	10,286
9. July 11, 2023	Phoenix	10,281
10. Oct. 11, 2023	New York*	10,232

\* Playoff Game # Played in T-Mobile Arena

BLOCK PARTY

A’ja Wilson, who ranks No. 18 on the league’s all-time career blocked shots list and 4th among active players, has blocked more shots than anyone else since entering the league in 2018.

Top 3 WNBA Shot Blockers Since 2018

Name	Blocks Since 2018
1. A’ja Wilson	361
2. Brittney Griner	279
Elizabeth Williams	279





## TRIPLE AAA

Only 9 other players in league history have 3 or more seasons with scoring averages of 20 or more points a game. Two of the four active players on the list, Wilson (27.9 ppg) and Breanna Stewart (19.4 ppg), are each on pace to bump up a notch on the list. Arike Ogunbowale (27.1 ppg) has two previous 20+ point per game seasons and is looking to become the 10th player on the list.

Player	20+ PPG SZNS	YRS in the W
Diana Taurasi	7	19
Lauren Jackson	5	12
Angel McCoughtry	5	13
Brittney Griner	4	10
Breanna Stewart	4	7
Seimone Augustus	3	15
Cynthia Cooper	3	5
A'ja Wilson	3	6
Elena Delle Donne	3	10
Cappie Pondexter	3	13

## ALL ABOUT THAT PACE

The Aces have played at one of the fastest paces in the league since moving to Las Vegas as measured by possessions per 40 minutes.

	2018	2019	2020	2021	2022	2023	2024
Pos/40	82.4	82.3	82.6	82.5	82.2	82.2	82.6
Rank	1st	2nd	1st	1st	1st	2nd	1st

## ONE GOOD TURNOVER DESERVES ANOTHER

The Aces took care of the basketball better than anybody in the WNBA in each of the past 3 seasons, and finished in second place, 0.1 turnovers behind Dallas, in 2020. They are leading in that category once again this season.

## Aces Turnovers Per Game

	2020	2021	2022	2023	2024
Las Vegas	12.5	11.8	11.7	11.8	11.7
Rank	2nd	1st	1st	1st	1st

Because of the low turnover rate, it only makes sense that the Aces also ranked first 3 times since 2020 in points allowed off their own miscues.

## Opponents Points Off Turnovers

	2020	2021	2022	2023	2024
Las Vegas	11.8	13.3	13.0	12.8	13.0
Rank	1st	2nd	1st	1st	1st

## WNBA 1K

On Sept. 26, 2023, against Dallas in the WNBA Semifinals, A'ja Wilson became the first player in league history to score 1,000 points in a single year when combining regular season and postseason points.

Player	Year	Team(s)	Points
1. A'ja Wilson	2023	Las Vegas	1126
2. Breanna Stewart	2023	New York	1103
3. Arike Ogunbowale	2023	Dallas	947
4. Breanna Stewart	2018	Seattle	939
Jewell Loyd	2023	Seattle	939

## DOUBLE SAWBUCKS

Keeping with the theme of combining regular season and playoff games, A'ja Wilson last season produced more 20+ point games in a single year than any WNBA player in history.

Player	Year	Team(s)	20+ Pt Games
1. A'ja Wilson	2023	Las Vegas	34
2. Breanna Stewart	2023	New York	31
Breanna Stewart	2018	Seattle	29
4. Diana Taurasi	2009	Phoenix	28
5. Cynthia Cooper-Dyke	1998	Houston	27
Angel McCoughtry	2010	Atlanta	27
Maya Moore	2015	Minnesota	27

## ANSWERED THE CALL

The 2023 Aces won a WNBA-record 14 games by 20 or more points, and broke several other league records in the process.

Record	2023 Aces	Previous Record Holder
Wins by 10+ Points	26	22 (Houston, 2000)
Wins by 15+ Points	20	16 (Washington, 2019)
Wins by 20+ Points	14	13 (Washington, 2019)
Offensive Efficiency Rating	113.0	112.9 (Washington, 2019)
100-Point Games	11	10 (Phoenix, 2010)

## THAT'S OFFENSIVE

The Aces have had one of the best offenses in the W since making the move to Vegas. In 2020 they ranked 2nd in the WNBA in OER, and in each of the past 3 seasons they finished 1st, including posting a league-record 113.0 OER in 2023.

Year	OER	Rank
2018	102.0	6th
2019	99.1	5th
2020	107.3	2nd
2021	107.1	1st
2022	109.6	1st
2023	113.0	1st
2024	106.4	1st

## NOTHIN' BUT NET

The 2023 Aces were one of the best shooting teams in WNBA history, ranking 3rd in the history of the W for field goal percentage and 2nd for 2-point field goal percentage in a season. In 2024, however, they are shooting 42.9% from the field and 49% of their 2-point attempts.

Team	Year	FG%
1. Chicago	2020	49.1
2. Los Angeles	2016	48.7
3. Las Vegas	2023	48.6
4. Phoenix	2014	48.4
5. Chicago	2022	48.1

Team	Year	2pt FG%
1. Chicago	2020	55.7
2. Las Vegas	2023	55.0
3. Chicago	2022	54.5
4. Washington	2019	52.9
5. Phoenix	2014	52.5



TWO-TIME WORLD CHAMPION LAS VEGAS ACES GAME NOTES (STATS & RANKINGS THROUGH 6/6/2024)

SHOOTING OFF FIREWORKS

The Aces led the W in 2023 with 92.8 ppg, 4.8 bpg, 48.6% shooting from the field, 54.9% from 2-point, 84% from the line, a +12.6 scoring differential, a WNBA-record for offensive efficiency rating at 113.0, 97.7 defensive efficiency rating, 15.3 net rating and 1.85 assist-to-turnover ratio, and a league-low 11.8 turnovers a game. They missed out on leading in all 4 shooting percentage categories after dropping to 37.2% from 3-point range, just behind NY's 37.4%.

QUAD LIFT

A'ja Wilson (22.8), Kelsey Plum (18.7), Jackie Young (17.6) and Chelsea Gray (15.3) finished last year as the first four teammates in WNBA history to average 15 or more points per game in the same season.

TOP OF THE PECKING OERDER

Up until 2023, just 7 teams in WNBA history have boasted both the best offense and defense in the same season as measured by Offensive (OER) and Defensive Efficiency Ratings (DER)—points scored and allowed per 100 possessions—and 6 of them had won the title (\*). The Aces became the 8th to end the season ranking first for both OER and DER, and the 7th among that list to claim the W crown.

Team	Year	OER	DER
Houston *	1998	104.1	86.7
Houston *	1999	104.4	91.4
Houston *	2000	109.1	90.8
Phoenix *	2014	106.4	94.1
Minnesota	2016	107.4	96.6
Minnesota *	2017	108.5	94.4
Seattle *	2020	108.3	93.3
Las Vegas*	2023	113.0	97.7

A'JA THE LOVE BUG

A'ja Wilson poured in a WNBA record-tying 53 points in the Aces 112-100 victory over Atlanta on Aug. 22, 2023. The 53-point outburst also set a new franchise scoring standard—just 11 days after tying the previous franchise-high of 40 points set initially by Kelsey Plum on July 9.

BOOM! BOOM! OUT GO THE LIGHTS!

The Aces, who shot a league-high 48.6% from the field in 2023, produced 3 of the top 5 single-game field goal percentages in the W last year, including a season-high 59.7% against the Lynx on July 9.

Team	OPP	Date	FG%
Las Vegas	Minnesota	July 9	59.7
Dallas	Seattle	Sept. 8	59.4
Dallas	Washington	July 28	58.7
Las Vegas	Chicago	June 11	58.5
Las Vegas	New York	June 29	58.0

TIPPING BACK 40S

In scoring 40 points against the Lynx on July 9, 2023, Kelsey Plum not only made 77.8% (14-18 FGs) of her attempts, she set the record for the highest single-game shooting percentage when scoring 40 or more points. The previous standard of 77.3% was set by Liz Cambage when she set the WNBA single-game scoring mark of 53 points.

Top 5 WNBA All-Time Single-Game Field Goal Pct, 40+ Points

Player	FGs	FG%	PTS	Date	OPP
Kelsey Plum	14-18	77.8	40	7/9/23	Lynx
Liz Cambage	17-22	77.3	53	7/17/18	Liberty
Breanna Stewart	15-21	71.4	45	5/21/23	Fever
Liz Cambage	14-20	70.0	43	8/17/18	Aces
Rhyne Howard	14-20	70.00	43	7/2/23	Sparks

STARTER KIT

The Aces starters set a WNBA record in 2022 by scoring more points than any starting five in league history, recalibrated the record in 2023 and are leading the league again in 2024.

Team	Year	PPG
1. Las Vegas	2023	79.4
2. Las Vegas	2024	77.9
3. Las Vegas	2022	77.5

ALL RIGHT NOW

A'ja Wilson has made a living at the free throw line, leading the league in attempts in each of her first 3 seasons in the league, while finishing 2nd in 2021 and 2023 and 3rd in 2022. Wilson is ranked 2nd in the league in the early stages of the season.

	2018	2019	2020	2021	2022	2023	2024
FTA/G	7.5	5.5	6.8	6.2	5.2	7.2	6.7
	1st	1st	1st	2nd	3rd	2nd	2nd

Since the start of the 2018 season, Wilson has attempted more than 300 more free throws than her nearest competitor.

Player	FTAs Since 2018
A'ja Wilson	1257
Breanna Stewart	932
DeWanna Bonner	894

TESTING, TESTING, 1, 2 .... 3?

In scoring 40 points (17-25 FGs, 0-1 3PTs, 6-7 FTs) against Washington on Aug. 11, 2023, A'ja Wilson not only tied the franchise record set by Kelsey Plum earlier in the season, she also broke her own WNBA record for most points scored in a game without hitting a 3-pointer.

Wilson's 17 made field goals are the second most in a game in WNBA history (18, Lauren Jackson, Seattle at Washington, July 24, 2007) and the most in franchise history. Her 17 made 2-pointers tied Lauren Jackson's WNBA record for most made 2s in a game (Seattle vs. Los Angeles, Aug. 6, 2003).



### BOARD ALLERGIES

Offensive Rebound Percentages had been declining for years as teams relied more and more on the 3-pointer as a weapon.

From 1997-2003, no team grabbed fewer than 30 percent of available offensive rebounds.

Last season, 9 teams finished below 30 percent, and the 2023 Aces and Mystics now list among the all-time "low 5" in that category.

Team	Year	OR%
Los Angeles	2021	23.3
Seattle	2015	23.5
Las Vegas	2023	23.7
Washington	2023	24.0
New York	2021	24.1
Las Vegas	2022	24.5

This season, however, offensive rebound percentages have gone up a bit, with the Aces coming in at 26% (2nd in the W) of available offensive boards. Dallas is grabbing a high of 40.7%.

### ALL SHE DOES IS WIN, WIN, WIN

When Jackie Young turned 25 on September 16, 2022, she had 87 regular season wins to her credit—one off the record for most wins prior to turning 25, held by Lynx legend Maya Moore (88).

Mwadi Mabika held the league mark for wins through her 26th birthday until Jackie Young, at 25 years, 329 days, passed Mabika on Aug. 11, 2023, and now owns the record outright with 121.

Looking ahead to Young's 27th birthday this year, Moore owns the No. 1 slot for wins before turning 27 with 137, and Young will need 12 more victories in 2024, prior to September 16, to claim that record outright.

#### Player Wins Before 27th Birthday

1. Maya Moore	137
2. Mwadi Mabika	135
3. Jackie Young	126

### PERFECT 10S

Against the Mystics on Aug. 11, 2023, Chelsea Gray and Kelsey Plum became just the second set of teammates in WNBA history to hand out 10 or more assists in the same game, and the first to do so in regulation time. The first set of teammates was ... well, dang ... Gray again, only this time with Odyssey Sims in 2017 in a double-overtime game with the Los Angeles Sparks.

Player (assists)	Player (assists)	Team-Opp	Date
Chelsea Gray (10)	Kelsey Plum (10)	LVA-WAS	9/11/23
Chelsea Gray (10)	Odyssey Sims (10)	LAS-CHI	8/18/17 (2 OT)

### ALL SHE DOES IS WIN

While it's still early in her WNBA coaching career, not only did Becky Hammon lead the Aces to their first championship during her inaugural season at the helm and follow that up with back-to-back titles in 2023, but she also boasts the highest winning percentage of any coach in WNBA history for those who have coached at least 50 games.

#### Highest Winning %, minimum 50 games coached

Coach	W	L	PCT
Becky Hammon	65	18	.783
Van Chancellor	211	111	.655
Carol Ross	58	32	.644
Cheryl Reeve	307	172	.641
Joe Bryant	40	24	.625

### GONE STREAKING

Three of the franchise's top 5 winning streaks occurred in 2023, as the Aces strung together streaks of 11, 9 and 8 consecutive victories over the course of the 40-game season.

Team	Wins	Dates
Silver Stars	12	June 24, 2021-Aug. 21, 2012
Aces	11	Aug. 7, 2022-June 6, 2023
Aces	9	June 11, 2023-July 5, 2023
Aces	8	July 9, 2023-August 1, 2023
Starzz	8	July 24, 2001-August 7, 2001

### R-E, R-E-B, R-E-B-O-U-N-D, RE-BOUND

Since 2019, the Aces recorded 5 of the 6 highest defensive rebounds per game averages in WNBA history. In 2024, the Aces (28.7) are leading the league again and vying to break into the top 5.

Year	Team	DRPG
1. 2021	Las Vegas	31.28
2. 2019	Las Vegas	29.62
3. 2020	Las Vegas	29.27
4. 2023	New York	29.20
5. 2024	Las Vegas	28.71
6. 2023	Las Vegas	28.68
7. 2022	Las Vegas	28.42

Further, the Aces hold the top 2 marks for most defensive rebounds in a regulation game in WNBA history, with 44 at Seattle on May 20, 2023, and 43 at Los Angeles on July 1, 2022. Phoenix had 47 defensive boards against San Antonio on June 7, 2014, but in a double overtime contest.

### CENTURY 2023

The Aces scored 100 or more points in 7 games in 2021 and 2022, and upped that to a WNBA record-setting 11 times in 2023. The WNBA record for most times reaching the century mark in a season was previously 10, set by the 2010 Phoenix Mercury.





## HEAD COACH BECKY HAMMON



Las Vegas Aces President Nikki Fargas announced on December 31, 2021, that the team hired San Antonio Spurs assistant and 6-time WNBA All-Star Becky Hammon as the team's head coach.

Hammon rewarded the Aces less than nine months later with the franchise's first WNBA Championship.

She repeated that feat in her second season, helping the Aces become the first team to claim back-to-back WNBA titles in more than 20 years.

In her first two years with the Aces, Las Vegas tallied a 60-16 (.789) mark

in the regular season, 16-3 (.842) in playoff games and also captured the 2022 Commissioner's Cup crown.

The seeds for Hammon's hiring were originally sewn when the Aces retired her jersey on September 13, 2021. That ceremony served as the culmination of the franchise's 25th anniversary alumni initiative, which saw the Aces embrace their Utah and San Antonio roots, and celebrate the players who helped build the franchise and the league from the ground up. Las Vegas owner Mark Davis spent time with Hammon and her family that week, and walked away understandably impressed.

Hammon played 16 seasons in the WNBA, including her final eight in San Antonio, where she led the franchise to its first finals appearance in 2008.

On August 5, 2014, Spurs head coach Gregg Popovich hired Hammon as a full-time assistant making her the first woman in NBA history to hold that position.

Since that time, Hammon continued to accumulate coaching 'firsts' in the NBA. On July 3, 2015, she became the first woman to serve as head coach in the NBA's Summer League where she led the Spurs to the league title.

Less than a year later, Hammon became the first woman to be part of an All-Star coaching staff, and on December 30, 2020, following Popovich's ejection in San Antonio's game against Los Angeles, Hammon took over on the bench, becoming the first woman acting head coach in the history of the NBA.

A member of the league's 15th, 20th and 25th anniversary teams, Hammon went undrafted in 1999 following her All-American career at Colorado State. She signed with New York as a free agent that same year, helping the team to WNBA Finals appearances in three of her first four years in the Big Apple.

The Rapid City, South Dakota native earned her first All-Star nod in 2003, and represented New York on the Eastern Conference squad in 2005 and 2006 as well.

Following the 2006 season, New York traded Hammon to San Antonio. In her first year in silver and black, she posted what were then career highs in scoring (18.8 ppg), and assists (5.0) while earning another trip to the WNBA All-Star Game. As a team, the Silver Stars made their first appearance in the postseason since 2002, falling to Phoenix in the Western Conference Finals.

In 2008, Hammon led San Antonio to its first trip to the WNBA Finals where they fell to Detroit. The Silver Stars made the playoffs in each of her seven full seasons with the team, and Hammon once again was named to the All-Star team in 2009 and 2011.

She retired as the franchise leader in assists per game (5.1) and scoring average (15.6), and the WNBA leader in career free throw percentage (89.7).

Hammon, who was inducted into the Naismith Memorial Hall of Fame on Aug. 12, 2023, was inducted into the Women's Basketball Hall of Fame in 2022, the Colorado Sports Hall of Fame in 2015 and the San Antonio Sports Hall of Fame in 2018.



## HEAD COACH BECKY HAMMON



<b>Colorado State (1995-99)</b>		<b>WNBA (1999-2014)</b>	
All-American	1997, 1998, 1999	New York Liberty	1999-2006
NCAA Sweet Sixteen	1999	San Antonio Stars	2007-14
NCAA Second Round	1996, 1998		
WAC Mountain Division Player of the Year	1997-98, 1998-99	All-Star	2003, 2005-07, 2009, 2011
WAC Pacific Division Player of the Year	1996-97	All-WNBA First Team	2007, 2009
WAC Tournament MVP	1996	All-WNBA Second Team	2005, 2008
WAC Freshman of the Year	1995-96	WNBA Assists Leader	2007
WAC All-Time Leading Scorer	2,740 points, 1995-99	WNBA 15th Anniversary Team	2011
WAC Single-Season Scoring Leader	824 points, 1998-99	WNBA 20th Anniversary Team	2016
WAC Single-Season Made 3-Pointers Leader	114, 1998-99	WNBA 25th Anniversary Team	2021
No. 25 Retired by Colorado State	January 22, 2005	WNBA Finals	1999, 2000, 2002, 2008
<b>Coaching Career (2014-present)</b>		No. 25 Retired by San Antonio	June 25, 2016
San Antonio Spurs Assistant (NBA)	2014-22	No. 25 Retired by Las Vegas	September 13, 2021
Las Vegas Aces (WNBA)	2022-present		
		<b>Halls of Fame</b>	
WNBA Champion	2022	Naismith Memorial Basketball Hall of Fame	2023
Coach of the Year	2022	San Antonio Sports Hall of Fame	2018
Coach of the Month	June 2023, May 2022	Colorado Sports Hall of Fame	2015
Commissioner's Cup Champion	2022		

### WNBA HEAD COACH RECORD

TEAM	YEAR	REG SEASON		WNBA FINISH	PLAYOFFS		NOTES
		W-L	PCT		W-L	PCT	
Las Vegas Aces	2022	26-10	.722	1st	8-2	.800	WNBA Champion, Commissioner's Cup Champion, regular season No. 1
Las Vegas Aces	2023	34-6	.850	1st	8-1	.875	WNBA Champion, regular season No. 1
Las Vegas Aces	2024	5-2	.714				
<b>Totals</b>	<b>2+ Years</b>	<b>65-18</b>	<b>.783</b>	<b>---</b>	<b>16-3</b>	<b>.842</b>	<b>2 WNBA championships, 1 Commissioner's Cup championship</b>

### NBA ASSISTANT COACH RECORD

TEAM	YEAR	REG SEASON		WNBA CON	PLAYOFFS		PCT	NOTES
		W-L	PCT		FINPOST	W-L		
San Antonio Spurs	2014-15	55-27	.671	6th	3-4	.429		Western Conference First Round
San Antonio Spurs	2015-16	67-15	.817	2nd	6-4	.600		Western Conference Semifinals
San Antonio Spurs	2016-17	61-21	.744	2nd	8-8	.500		Western Conference Finals
San Antonio Spurs	2017-18	47-35	.573	7th	1-4	.250		Western Conference First Round
San Antonio Spurs	2018-19	48-34	.585	7th	3-4	.429		Western Conference First Round
San Antonio Spurs	2019-20	32-39	.451	11th	-	.-	-	
San Antonio Spurs	2020-21	33-39	.458	10th	-	.-	-	
San Antonio Spurs	2021-22	34-48	.415	10th	-	.-	-	
<b>Totals</b>	<b>8 Years</b>	<b>377-258</b>	<b>.594</b>		<b>21-24</b>	<b>.467</b>		

### WNBA STATISTICS

YEAR	TM	G	GS	MP	FG	FGA	FG%	3P	3PA	3P%	2P	2PA	2P%	eFG%	FT	FTA	FT%	OR	DR	REB	RPG	A	S	B	TO	PF	PTS	PPG
1999	NYL	30	0	202	27	64	.422	11	38	.289	16	26	.615	.508	15	17	.882	2	17	19	0.6	17	6	0	24	27	80	2.7
2000	NYL	32	16	835	119	252	.472	52	141	.369	67	111	.604	.575	61	69	.884	19	45	64	2.0	58	29	1	62	55	351	11.0
2001	NYL	32	0	619	90	197	.457	42	111	.378	48	86	.558	.563	40	51	.784	10	42	52	1.6	51	27	1	48	46	262	8.2
2002	NYL	32	1	659	87	197	.442	44	114	.386	43	83	.518	.553	38	56	.679	18	50	68	2.1	54	25	0	55	49	256	8.0
2003	NYL	11	2	257	50	87	.575	23	49	.469	27	38	.711	.707	39	41	.951	1	20	21	1.9	18	10	1	27	13	162	14.7
2004	NYL	34	34	1130	153	354	.432	57	170	.335	96	184	.522	.513	97	116	.836	17	101	118	3.5	150	58	2	118	73	460	13.5
2005	NYL	34	34	1165	145	336	.432	65	178	.365	80	158	.506	.528	118	131	.901	20	94	114	3.4	146	60	2	107	77	473	13.9
2006	NYL	22	20	674	107	252	.425	37	108	.343	70	144	.486	.498	72	75	.960	6	60	66	3.0	81	29	3	65	46	323	14.7
2007	SAS	28	27	934	179	402	.445	74	183	.404	105	219	.479	.537	95	102	.931	8	69	77	2.8	140	23	5	114	51	527	18.8
2008	SAS	33	33	1101	171	438	.390	77	220	.350	94	218	.431	.478	163	174	.937	13	78	91	2.8	161	43	7	104	60	582	17.6
2009	SAS	31	31	1049	200	447	.447	76	206	.369	124	241	.515	.532	128	142	.901	25	78	103	3.3	156	49	12	111	54	604	19.5
2010	SAS	32	32	1075	159	360	.442	69	177	.390	90	183	.492	.538	97	101	.960	16	77	93	2.9	172	36	8	108	61	484	15.1
2011	SAS	33	33	1050	176	400	.440	75	193	.389	101	207	.488	.534	99	111	.892	5	91	96	2.9	192	49	7	119	51	526	15.9
2012	SAS	33	33	998	160	363	.441	80	184	.435	80	179	.447	.551	85	97	.876	9	74	83	2.5	176	31	6	106	37	485	14.7
2013	SAS	1	1	12	1	3	.333	0	1	.000	1	2	.500	.333	0	0		0	1	1	1.0	1	0	0	3	0	2	2.0
2014	SAS	32	32	784	91	218	.417	47	118	.398	44	100	.440	.525	35	35	1.000	3	42	45	1.4	135	13	4	53	37	264	8.3
<b>Career</b>		<b>450</b>	<b>329</b>	<b>12544</b>	<b>1915</b>	<b>4370</b>	<b>.438</b>	<b>829</b>	<b>2191</b>	<b>.378</b>	<b>1086</b>	<b>2179</b>	<b>.498</b>	<b>.533</b>	<b>1182</b>	<b>1318</b>	<b>.897</b>	<b>172</b>	<b>939</b>	<b>1111</b>	<b>2.5</b>	<b>1708</b>	<b>488</b>	<b>59</b>	<b>1224</b>	<b>737</b>	<b>5841</b>	<b>13.0</b>



# KIERSTAN BELL • No. 1

Guard • 6-1 • Florida Gulf Coast '22 • 3rd Year



## WNBA CAREER HIGHLIGHTS

- 2022 & 2023 WNBA Champion.

## 2023 (LAS VEGAS)

- Won WNBA Championship.
- Scored in double figures 3 times, including a career-high 15 points on Aug. 1.
- Saw action in 8 playoff contests and scored a high of 4 points vs. Dallas on Sept. 29.

## 2022 (LAS VEGAS)

- Won WNBA Championship
- In the playoffs, scored a career playoff-high 11 vs. Phoenix on Aug. 20.

## COLLEGIATE HIGHLIGHTS (FLORIDA GULF COAST/OHIO STATE)

- Named ASUN Player of the Year as a sophomore.
- First player in program history to record a 20-20 game (24 points, 20 rebounds) in FGCU debut vs Davidson on Nov. 30, 2020.
- 2021, 2022 All-American honorable mention.
- 2-time Becky Hammon Mid-Major Player of the Year.
- Transferred to Florida Gulf Coast after playing as a freshman for Ohio State, where she listed as an All-Big Ten honorable mention and named to the Big Ten All-Freshmen Team.

## GO TO KIERSTAN BELL'S COMPLETE BIO ONLINE

- [Online bio](#) includes items such as expanded WNBA statistics, more notes, college and international statistics, and more!

## RECORD WITHOUT

Year	Games Missed	Record With	Record Without
2022	15	18-3	8-7
2023	4	31-5	3-1
2024	6	1-0	4-2
<b>Totals</b>	<b>25</b>	<b>50-8</b>	<b>15-10</b>

## 2024 REGULAR SEASON HIGHS

PTS	0		
REBS	1	Phoenix	May 14
ASTS	0		
STLS	0		
BLKS	0		
MINS	7:12	Phoenix	May 14

## WNBA RANKINGS

	PPG	RPG	APG	SPG	BPG	MPG	FG%	3G%	FT%
2022	---	---	---	---	---	---	---	---	---
2023	---	---	---	---	---	---	---	---	---
2024	---	---	---	---	---	---	---	---	---

## CAREER REGULAR SEASON HIGHS

PTS	15	Atlanta	Aug. 1, 2023
REBS	5	@ Connecticut	June 8, 2023
ASTS	2	2x, Last @ Phoenix	Sept. 8, 2023
STLS	2	2x, Last vs. New York	Aug. 17, 2023
BLKS	2	Los Angeles	May 27, 2023
MINS	19:24	@ Dallas	Aug. 8, 2023

## SEASON HIGHS

	PTS	REBS	ASTS	STLS	BLKS	MIN	FGM	FGA	3PM	3PA	FTM	FTA
2022	12	5	2	1	1	15:48	4	6	2	4	2	2
2023	15	5	2	2	2	19:24	5	9	3	6	2	2
2024	0	1	0	0	0	7:12	0	0	0	0	0	0

## MILESTONES REACHED

Mark	Opponent	Date	Game #
1st Point	Phoenix	5/21/2022	5

## UPCOMING MILESTONES

Mark	Category	Current	Needs
200	Points	159	41
100	Rebounds	76	24
100	Assists	25	75

## 10+ REBOUNDS & ASSISTS GAMES

	REB	ASTS	DUB-DUBS
YEAR	10+	10+	PT/REB
2022	0	0	0
2023	0	0	0
2024	0	0	0
<b>Totals</b>	<b>0</b>	<b>0</b>	<b>0</b>

## 10+ POINT GAMES

	SCORING	20+
YEAR	10+	
2022	1	0
2023	3	0
2024	0	0
<b>Totals</b>	<b>4</b>	<b>0</b>

## CAREER REGULAR SEASON STATISTICS

YEAR	TM	G	GS	MP	FG	FGA	FG%	3P	3PA	3P%	2P	2PA	2P%	eFG%	FT	FTA	FT%	OR	DR	REB	RPG	A	S	B	TO	PF	PTS	PPG
2022	LVA	21	1	121	10	33	.303	3	22	.136	7	11	.636	.348	4	4	1.000	4	15	19	0.9	7	2	3	5	10	27	1.3
2023	LVA	36	0	424	53	153	.346	20	82	.244	33	71	.465	.412	6	10	.600	14	42	56	1.6	18	15	5	14	47	132	3.7
2024	LVA	1	0	7	0	0	---	0	0	---	0	0	---	---	0	0	---	0	1	1	1.0	0	0	0	0	0	0	0.0
<b>Career</b>		<b>58</b>	<b>1</b>	<b>552</b>	<b>63</b>	<b>186</b>	<b>.339</b>	<b>23</b>	<b>104</b>	<b>.221</b>	<b>40</b>	<b>82</b>	<b>.488</b>	<b>.401</b>	<b>10</b>	<b>14</b>	<b>.714</b>	<b>18</b>	<b>58</b>	<b>76</b>	<b>1.3</b>	<b>25</b>	<b>17</b>	<b>8</b>	<b>19</b>	<b>57</b>	<b>159</b>	<b>2.7</b>



## EMMA CANNON • No. 32

Forward • 6-2 • Florida Southern '11 • 6th Year

### INTERNATIONAL HIGHLIGHTS

- Two-time Israeli League champion (2022, 2023).
- Played this past offseason in Turkey for Nesibe, and averaged 18.3 points and 10.3 rebounds over 26 games. She has played in Europe since 2011-12, including stints in Australia, Germany, Israel, Poland and Russia.

### COLLEGIATE HIGHLIGHTS (FLORIDA SOUTHERN/CENTRAL FLORIDA)

- Was a standout during her three seasons at Central Florida, breaking the school rebounding record and earning C-USA Tournament MVP honors in leading the Knights to the NCAA Tournament.
- Transferred to Florida Southern for her senior season and led the Mocs to the Division II Regional Final.

### PERSONAL

- Hails from Rochester, New York.

### 2024 (LAS VEGAS)

- Returned to the Aces after playing games for Las Vegas in 2020 and 2021, including all six of the Aces' 2020 playoff contests.

### 2023 (INDIANA)

- Scored a career-high 23 points against Phoenix on Aug. 1, 2023.

### WNBA RANKINGS

	PPG	RPG	APG	SPG	BPG	MPG	FG%	3G%	FT%
2017	---	---	---	---	---	---	---	---	---
2020	---	---	---	---	---	---	---	---	---
2021	---	---	---	---	---	---	---	---	---
2022	---	---	---	---	---	---	---	---	---
2023	---	---	---	---	---	---	---	---	---
2024	---	---	---	---	---	---	---	---	---

### 2024 REGULAR SEASON HIGHS

PTS	2	Indiana	May 25
REBS	-		
ASTS	-		
STLS	-		
BLKS	-		
MINS	3:33	Indiana	May 25

### CAREER REGULAR SEASON HIGHS

PTS	23	Phoenix	Aug. 1, 2023
REBS	10	Atlanta	Sept. 3, 2017
ASTS	5	Atlanta	Sept. 14, 2021
STLS	3	2x, Last vs. Washington	Aug. 12, 2022
BLKS	2	@ Dallas	Aug. 10, 2017
MINS	37:31	@ Dallas	Aug. 10, 2017

### SEASON HIGHS

	PTS	REBS	ASTS	STLS	BLKS	MIN	FGM	FGA	3PM	3PA	FTM	FTA
2017	17	10	3	2	2	37:31	8	14	0	1	7	8
2020	0	0	0	0	0	00:24	0	0	0	0	0	0
2021	19	8	5	2	1	34:42	8	20	2	3	4	4
2022	16	8	3	3	1	31:40	6	13	2	4	5	6
2023	23	9	2	1	1	31:00	8	17	2	6	5	6
2024	2	0	0	0	0	3:33	1	1	0	0	0	0

### MILESTONES REACHED

Mark	Opponent	Date	Game #
1st Point	Indiana	May 17, 2017	2
500th Point	Los Angeles	July 25, 2023	93
600th Point	Indiana	May 25, 2024	110

### UPCOMING MILESTONES

Mark	Category	Current	Needs
400	Rebounds	365	35

### 10+ REBOUNDS GAMES

	REB 10+	DUB-DUBS PT/REB
2017	1	0
2020	0	0
2021	0	0
2022	0	0
2023	0	0
2024	0	0
Totals	1	0

### 10+ POINT GAMES

	SCORING 10+	20+
2017	3	0
2020	0	0
2021	4	0
2022	8	0
2023	7	1
2024	0	0
Totals	22	1

### CAREER REGULAR SEASON STATISTICS

YEAR	TM	G	GS	MP	FG	FGA	FG%	3P	3PA	3P%	2P	2PA	2P%	eFG%	FT	FTA	FT%	OR	DR	REB	RPG	A	S	B	TO	PF	PTS	PPG
2017	PHO	34	0	440	56	114	.491	0	2	.000	56	112	.500	.491	37	63	.587	43	79	122	3.6	10	5	5	31	72	149	4.4
2020	LVA	1	0	25	0	0	---	0	0	---	0	0	---	---	0	0	---	0	0	0	0.0	0	0	0	0	0	0	0.0
2021	TOT	20	6	295	45	101	.446	7	24	.292	38	77	.494	.480	13	18	.722	25	49	74	3.7	17	5	4	32	42	110	5.5
2021	LVA	3	0	17	2	5	.400	0	2	.000	2	3	.667	.400	2	2	1.000	2	3	5	1.7	1	0	1	3	3	6	2.0
2021	CON	5	0	58	8	17	.471	4	8	.500	4	9	.444	.588	1	2	.500	5	10	15	3.0	4	0	1	5	10	21	4.2
2021	IND	12	6	220	35	79	.443	3	14	.214	32	65	.492	.462	10	14	.714	18	36	54	4.5	12	5	2	24	29	83	6.9
2022	TOT	24	2	334	60	114	.526	9	18	.500	51	96	.531	.566	35	48	.729	22	53	75	3.1	13	14	2	16	48	164	6.8
2022	PHO	1	0	6	1	1	1.000	0	0	---	1	1	1.000	1.000	1	2	.500	0	2	2	2.0	1	0	0	0	0	3	3.0
2022	IND	23	2	328	59	113	.522	9	18	.500	50	95	.526	.562	34	46	.739	22	51	73	3.2	12	14	2	16	48	161	7.0
2023	IND	30	3	314	61	134	.455	13	34	.382	48	100	.480	.504	40	44	.909	24	70	94	3.1	14	4	2	33	42	175	5.8
2024	LVA	3	0	5	1	1	1.000	0	0	---	1	1	1.000	1.000	0	0	---	0	0	0	0.0	0	0	0	1	0	2	0.7
Career		112	11	1388	223	464	.481	29	78	.372	194	386	.503	.512	125	173	.723	114	251	365	3.3	54	28	13	113	204	600	5.4

Aces vs. Storm Game Notes | June 7, 2024 @ Las Vegas | 15

# ALYSHA CLARK • NO. 7

Forward • 5-11 • Middle Tennessee '10 • 10th Year



## WNBA CAREER HIGHLIGHTS

- 2023 WNBA Sixth Player of the Year
- 2018, 2020 & 2023 WNBA Champion
- 2020 WNBA All-Defensive First Team
- 2019 WNBA All-Defensive Second Team
- 2019, 2020 led WNBA in 3-point field goal percentage.
- Enters the 2024 WNBA season ranked third in league history in two-point field goal percentage (.577). Sylvia Fowles ranks first at .599.
- Enters the 2024 WNBA season ranked second in league history in effective field goal percentage.

## 2023 (LAS VEGAS)

- Won her 3rd WNBA Championship.
- Named the WNBA and Associated Press Sixth Woman of the Year.
- Started Game 4 of the Finals and was instrumental in holding Breanna Stewart to 10 points on 3 of 17 from the field.
- Against Chicago in the First Round, scored 13 points on Sept. 13 in Game 1 and 14 points on Sept. 17 in Game 2.
- Scored a season-high 16 points on Sept. 2 vs. Seattle on 4 of 9 from the field, 4 of 6 from 3-point and 4 of 4 from the line.
- Scored in double figures 13 times in 48 games, including 3 in the playoffs and 10 in the regular season.

## 2022 (WASHINGTON)

- Finished 1st in the WNBA in 2-point field goal percentage (.629).
- Scored in double-figures on 9 occasions, including a season-high 20 points at Las Vegas on June 25.

## SEASON HIGHS

	PTS	REBS	ASTS	STLS	BLKS	MIN	FGM	FGA	3PM	3PA	FTM	FTA
2012	9	8	1	1	1	26:00	4	7	2	3	3	4
2013	11	6	2	2	1	25:00	4	9	3	5	3	5
2014	8	6	2	2	4	27:00	4	8	2	4	4	4
2015	14	9	3	3	1	32:47	5	9	3	5	4	5
2016	23	8	7	3	1	35:22	7	13	3	7	7	8
2017	22	10	5	2	1	36:19	9	13	3	5	4	4
2018	17	8	4	5	1	38:17	6	9	3	6	8	8
2019	21	10	6	3	4	35:59	7	14	4	7	5	6
2020	16	8	6	4	2	36:31	7	12	4	6	4	5
2021	DNP -- Injured											
2022	20	9	5	4	1	40:50	8	11	4	7	4	4
2023	16	8	4	2	1	35:08	4	9	4	7	4	4
2024	13	8	5	4	1	35:26	5	7	3	5	2	2

## 2021 (WASHINGTON)

- Sat out the 2021 WNBA season due to a Lisfranc injury of her right foot suffered while playing in France.

## 2020 (SEATTLE)

- Won her 2nd WNBA Championship.
- Led the WNBA in Offensive Efficiency Rating (132.6), which, heading into the 2024 season, was the 3rd-highest in league history per Basketball Reference.
- Led WNBA in 3-point field goal percentage with what was, at the time, the 5th highest percentage in league history.

## 2019 (SEATTLE)

- Led WNBA in 3-point field goal percentage.
- Finished 8th in the WNBA in true shooting percentage (.602) and 4th in effective field goal percentage (.589).

## 2018 (SEATTLE)

- Won her 1st WNBA Championship.
- Scored in double figures on 9 occasions, including a season-high 17 at Los Angeles on June 7.

## 2017 (SEATTLE)

- Finished 3rd in the WNBA in 2-point field goal percentage (.622), 10th in field goal percentage, and 8th in effective field goal percentage (.579).
- Scored in double figures on 12 occasions, including 2 games of 20 or more and a season-high 22 vs. Indiana on May 28

## 2016 (SEATTLE)

- Finished 9th in the WNBA in 3-point field goal percentage, 10th in 2-point field goal percentage, 10th in true shooting percentage (.609) and 9th in effective field goal percentage (.567).
- Scored in double-figures on 14 occasions, including 2 games of 20 or more points, and a career-high 23 points on 7-of-7 shooting from the field vs. New York on June 5.

## 2015 (SEATTLE)

- Led the WNBA in 2-point field goal percentage (.689), true shooting percentage (.646) and effective field goal percentage (.620), and finished 5th in field goal percentage.
- Scored in double figures on 9 occasions, including a season-high 14 vs. Atlanta on July 18.

## 2014 (SEATTLE)

- Picked up the first start of her WNBA career on May 23 vs. Connecticut.

## 2013 (SEATTLE)

- Scored in double figures on 2 occasions, including a season-high 11 points vs. Tulsa on September 14.

## 2012 (SEATTLE)

- Saw her first action in the W on June 1 vs. Tulsa.

## COLLEGIATE HIGHLIGHTS

- Earned multiple All-America honors as a senior.
- Two-time Sun Belt Player of the Year (2009, 2010).
- Two-time Sun Belt Tournament Most Outstanding Player (2009, 2010).
- Two-time leading scorer in the nation (2008-09, 2009-10)

## GO TO ALYSHA CLARK'S COMPLETE BIO ONLINE

- Online bio includes items such as expanded WNBA statistics, more notes, college and international statistics, and more!

## RECORD WITHOUT

Year	Games Missed	Record With	Record Without
2012	11	12-11	4- 7
2013	1	16-17	1- 0
2014	0	12-22	0- 0
2015	1	10-23	0- 1
2016	1	16-17	0- 1
2017	1	14-19	1- 0
2018	4	23- 7	3- 1
2019	3	17-14	1- 2
2020	0	18- 4	0- 0
2021	32	0- 0	12-20
2022	7	18-11	4- 3
2023	1	33- 6	1- 0
2024	0	5-2	0-0
<b>Totals</b>	<b>62</b>	<b>194-153</b>	<b>27-35</b>

ALYSHA CLARK • NO. 7

WNBA RANKINGS										2024 REGULAR SEASON HIGHS			
	PPG	RPG	APG	SPG	BPG	MPG	FG%	3G%	FT%	PTS			
2012	---	---	---	---	---	---	---	---	---	REBS	13	Los Angeles	May 18
2013	---	---	---	---	---	---	---	---	---	8	@ Atlanta		May 29
2014	---	---	---	---	---	---	---	---	---	ASTS	5	Indiana	May 25
2015	---	---	---	---	---	---	5th	---	---	STLS	4	Indiana	May 25
2016	---	---	---	---	---	---	16th	9th	---	BLKS	1	@ Dallas	June 5
2017	---	---	---	---	---	---	7th	---	---	MINS	35:26	@ Atlanta	May 29
2018	---	---	---	---	---	---	---	---	---	CAREER REGULAR SEASON HIGHS			
2019	---	---	---	---	---	---	18th	1st	---	PTS	23	New York	June 5, 2016
2020	---	---	---	13th	---	23rd	4th	1st	---	REBS	10	2x, last vs LA	June 21, 2019
2021	DNP -- Injured				---	---	---	---	---	ASTS	7	@ Atlanta	Sept. 4, 2016
2022	---	---	---	---	---	---	---	---	---	STLS	5	@ Los Angeles	June 7, 2018
2023	---	---	---	---	---	---	---	17th	---	BLKS	4	2x, last @ Chicago	June 9, 2019
2024	---	26th	---	12th	---	20th	13th	10th	---	MINS	41	@ Las Vegas	June 25, 2022

MILESTONES REACHED				UPCOMING MILESTONES			
Mark	Opponent	Date	Game #	Mark	Category	Current	Needs
1st Point	Tulsa	June 1, 2012	1	2,500	Points	2,442	58
1,000th Point	@ Dallas	July 1, 2017	171	300	Steals	266	34
2,000th Point	@ Seattle	June 23, 2022	286				
1,000th Rebound	@ Connecticut	July 3, 2022	289				
500th Assist	Indiana	May 25, 2024	345				

10+ REBOUNDS & ASSISTS GAMES					10+ POINT GAMES		
YEAR	REB 10+	ASTS 10+	DOUBLE-DOUBLES PT/REB	PT/AST	YEAR	10+	20+
2012	0	0	0	0	2012	0	0
2013	0	0	0	0	2013	2	0
2014	0	0	0	0	2014	0	0
2015	0	0	0	0	2015	9	0
2016	0	0	0	0	2016	14	2
2017	1	0	0	0	2017	12	2
2018	0	0	0	0	2018	9	0
2019	1	0	0	0	2019	16	1
2020	0	0	0	0	2020	13	0
2021	DNP -- Injured				2021	DNP -- Injured	
2022	0	0	0	0	2022	9	1
2023	0	0	0	0	2023	10	0
2024	0	0	0	0	2024	1	0
Totals	2	0	0	0	Totals	95	6

CAREER REGULAR SEASON STATISTICS																												
YEAR	TM	G	GS	MP	FG	FGA	FG%	3P	3PA	3P%	2P	2PA	2P%	eFG%	FT	FTA	FT%	OR	DR	REB	RPG	A	S	B	TO	PF	PTS	PPG
2012	SEA	23	0	238	29	53	.547	9	20	.450	20	33	.606	.632	12	17	.706	13	34	47	2.0	7	5	1	19	27	79	3.4
2013	SEA	33	0	505	48	106	.453	16	41	.390	32	65	.492	.528	19	25	.760	32	50	82	2.5	12	14	5	35	50	131	4.0
2014	SEA	34	22	561	56	125	.448	14	57	.246	42	68	.618	.504	16	23	.696	26	47	73	2.1	20	16	10	24	64	142	4.2
2015	SEA	33	31	763	86	158	.544	24	68	.353	62	90	.689	.620	31	40	.775	13	108	121	3.7	39	23	6	36	79	227	6.9
2016	SEA	33	32	911	105	217	.484	36	93	.387	69	124	.556	.567	50	59	.847	40	81	121	3.7	64	24	2	44	87	296	9.0
2017	SEA	33	33	934	106	202	.525	22	67	.328	84	135	.622	.579	38	51	.745	33	105	138	4.2	54	24	4	33	80	272	8.2
2018	SEA	31	30	813	83	173	.480	29	74	.392	54	99	.545	.564	33	39	.846	31	77	108	3.5	58	31	4	36	70	228	7.4
2019	SEA	31	30	881	114	237	.481	51	106	.481	63	131	.481	.589	18	22	.818	37	108	145	4.7	79	33	17	48	60	297	9.6
2021	SEA	DNP--Injured																										
2020	SEA	22	22	633	82	147	.558	35	67	.522	47	80	.588	.677	20	25	.800	19	74	93	4.2	59	33	11	19	38	219	10.0
2022	WAS	29	29	766	91	196	.464	30	99	.303	61	97	.629	.541	21	23	.913	23	108	131	4.5	59	27	8	38	55	233	8.0
2023	LVA	39	1	876	91	205	.444	51	132	.386	40	73	.548	.568	27	33	.818	21	112	133	3.4	42	24	6	28	85	260	6.7
2024	LVA	7	7	224	20	40	.500	12	30	.400	8	10	.800	.650	6	7	.857	7	29	36	5.1	11	12	1	17	19	58	8.3
Career		348	237	8105	911	1859	.490	329	854	.385	582	1005	.579	.579	291	364	.799	295	933	1228	3.5	504	266	75	377	714	2442	7.0



## SYDNEY COLSON • No. 51

Guard • 5-8 • Texas A&M '11 • 10th Year

### WNBA CAREER HIGHLIGHTS

- 2022 & 2023 WNBA Champion

### 2023 (LAS VEGAS)

- Won her 2nd WNBA Championship.
- Posted the highest effective field goal percentage of her career (.556).
- Scored a season-high 6 points on Aug. 28

### 2022 (LAS VEGAS)

- Won her 1st WNBA Championship.
- Her 5 assists at Phoenix on May 6 were her most since she dished out 6 vs. Atlanta on Aug. 16, 2020.

### 2019 (LAS VEGAS)

- Forced the pass in the 2nd round of the WNBA Playoffs which led to the 'Hamby Heave' and a trip to the WNBA Semifinals for the Aces.

### COLLEGIATE HIGHLIGHTS

- Finished her career ranked 5th all-time at A&M in assists and 4th in steals .
- Posted 3-straight 100-assist seasons.
- Led Aggies to the 2011 NCAA National Championship, and was named All-Big 12 honorable mention as a senior.

### PERSONAL

- Majored in sociology at Texas A&M.
- Would like to pursue a television career as a sports commentator after WNBA career.
- Takes acting classes, and has spent time as a stand up comic (watch her recent set from Brad Garrett's Comedy Club at MGM Grand)

### GO TO SYDNEY COLSON'S COMPLETE BIO ONLINE

- Online bio includes items such as expanded WNBA statistics, more notes, college and international statistics, and more!

### RECORD WITHOUT

Year	Games Missed		Record	Record
	Missed	With	Without	Without
2011	18	10- 6	9- 9	
2015	0	8-26	0- 0	
2016	0	7-27	0- 0	
2017	6	7-21	1- 5	
2018	32	0- 2	18-14	
2019	1	20-13	1- 0	
2020	5	8- 9	4- 1	
2022	18	15- 2	11-7	
2023	12	24- 4	10-2	
2024	0	5- 2	0- 0	
Totals	92	104-112	54-38	



SYDNEY COLSON · No. 51

WNBA RANKINGS										2024 REGULAR SEASON HIGHS			
	PPG	RPG	APG	SPG	BPG	MPG	FG%	3G%	FT%	PTS			
2011	---	---	---	---	---	---	---	---	---	REBS	1	Indiana	May 25
2015	---	---	15th	---	---	---	---	---	---	ASTS	2	Phoenix	May 21
2016	---	---	---	23rd	---	---	---	---	---	STLS	1	2x, Last @ Minnesota	May 29
2017	---	---	---	---	---	---	---	---	---	BLKS	0		
2018	---	---	---	---	---	---	---	---	---	MINS	11:49	Indiana	May 25
2019	---	---	---	---	---	---	---	---	---	CAREER REGULAR SEASON HIGHS			
2020	---	---	---	---	---	---	---	---	---	PTS	17	@ Washington	July 13, 2019
2022	---	---	---	---	---	---	---	---	---	REBS	4	5x Last vs. Phoenix	Sept. 10, 2023
2023	---	---	---	---	---	---	---	---	---	ASTS	8	@ Phoenix	June 30, 2015
2024	---	---	---	---	---	---	---	---	---	STLS	4	3x Last @ Washington	July 13, 2019
										BLKS	2	3x Last @ New York	July 7, 2019
										MINS	30	@ Tulsa	Sept. 8, 2015

SEASON HIGHS													
	PTS	REBS	ASTS	STLS	BLKS	MIN	FGM	FGA	3PM	3PA	FTM	FTA	
2011	6	1	2	2	1	16:00	2	3	2	3	5	6	
2015	9	4	8	4	2	30:06	4	9	1	3	4	6	
2016	12	4	6	4	1	24:47	5	9	2	4	6	6	
2017	11	3	7	2	1	26:49	5	11	1	2	4	6	
2018	4	2	2	0	1	11:00	2	4	2	2	1	2	
2019	17	3	5	4	2	22:13	4	7	2	3	8	11	
2020	6	2	6	3	0	15:52	3	7	1	3	2	2	
2022	5	2	5	1	0	15:36	2	7	1	3	2	2	
2023	6	2	3	2	1	12:08	2	5	2	3	2	2	
2024	6	1	2	1	0	11:49	2	4	2	3	0	0	

MILESTONES REACHED				UPCOMING MILESTONES			
Mark	Opponent	Date	Game #	Mark	Category	Current	Needs
1st Point	Atlanta	6/14/2011	1	200	Rebounds	168	32
500th Point	@ Connecticut	8/23/2019	178	400	Assists	367	33

10+ REBOUNDS & ASSISTS GAMES				10+ POINT GAMES		
YEAR	REB 10+	ASTS 10+	DUB-DUBS PT/REB	YEAR	10+	20+
2011	0	0	0	2011	0	0
2015	0	0	0	2015	0	0
2016	0	0	0	2016	2	0
2017	0	0	0	2017	1	0
2018	0	0	0	2018	0	0
2019	0	0	0	2019	2	0
2020	0	0	0	2020	0	0
2022	0	0	0	2022	0	0
2023	0	0	0	2023	0	0
2024	0	0	0	2024	0	0
Totals	0	0	0	Totals	5	0

CAREER REGULAR SEASON STATISTICS																												
YEAR	TM	G	GS	MP	FG	FGA	FG%	3P	3PA	3P%	2P	2PA	2P%	eFG%	FT	FTA	FT%	OR	DR	REB	RPG	A	S	B	TO	PF	PTS	PPG
2011	NYL	16	0	86	7	20	.350	3	7	.429	4	13	.308	.425	5	6	.833	0	6	6	0.4	10	4	2	17	9	22	1.4
2015	SAS	34	5	541	44	107	.411	7	22	.318	37	85	.435	.444	24	35	.686	10	29	39	1.1	95	28	10	42	61	119	3.5
2016	SAS	34	0	573	59	137	.431	5	26	.192	54	111	.486	.449	49	59	.831	14	41	55	1.6	87	38	1	51	62	172	5.1
2017	SAS	28	4	326	29	88	.330	2	10	.200	27	78	.346	.341	22	32	.688	3	12	15	0.5	55	14	2	27	36	82	2.9
2018	MIN	2	0	17	3	7	.429	0	2	.000	3	5	.600	.429	1	2	.500	1	1	2	1.0	4	0	1	4	2	7	3.5
2019	LVA	33	0	379	37	84	.440	9	20	.450	28	64	.438	.494	27	33	.818	2	21	23	0.7	59	31	4	28	40	110	3.3
2020	CHI	17	0	110	9	21	.429	3	9	.333	6	12	.500	.500	7	8	.875	1	6	7	0.4	14	6	0	14	13	28	1.6
2022	LVA	18	0	123	10	32	.313	3	11	.273	7	21	.333	.359	5	5	1.000	3	5	8	0.4	18	2	0	7	14	28	1.6
2023	LVA	28	0	135	12	27	.444	6	16	.375	6	11	.545	.556	5	6	.833	4	8	12	0.4	22	9	1	6	24	35	1.3
2024	LVA	7	0	40	3	9	.333	2	6	.333	1	3	.333	.444	0	0	---	0	1	1	0.1	3	2	0	4	4	8	1.1
Career		217	9	2330	214	533	.402	40	129	.310	174	404	.431	.439	145	186	.780	38	130	168	0.8	367	134	21	200	265	613	2.8



## CHELSEA GRAY • No. 12

Point Guard • 5-11 • Duke '13 • 10th Year

### WNBA CAREER HIGHLIGHTS

- 2023, 2022 & 2016 WNBA Champion
- 2022 WNBA Finals MVP
- 2023, 2021, 2019, 2018, 2017 WNBA All-Star
- 2019 All-WNBA First Team
- 2023 and 2017 All-WNBA Second Team
- 2022 WNBA Commissioner's Cup MVP
- Two-time WNBA Western Conference Player of the Week (Aug. 1, 2023; May 27, 2018)
- 2023 All-Star Skills Contest winner

### 2023 (LAS VEGAS)

- Won her 3rd WNBA Championship.
- Named to the AP All-League First Team and All-WNBA Second Team.
- Finished 3rd among league leaders for assists (7.3 apg).
- Named an All-Star starter.
- Teamed with Kelsey Plum to win the WNBA All-Star Skills Contest.
- Western Conference Player of the Week for games played July 24-30 (24.5 ppg, 5.5 rpg, 8.5 apg).
- Had 20 points and 7 assists to open the playoffs against Chicago on Sept. 13.
- Injured (left foot) and was sidelined for Game 4 of the Finals.
- Averaged 13.1 ppg and 7.3 apg in the first 3 Finals games.
- Recorded the franchise's 2nd triple-double, the 1st for points-rebounds-assists, with 22 points, 11 rebounds and 11 assists against New York on Aug. 17.
- Notched a franchise-record 10 points-assists double-doubles on the year.

### 2023 (LAS VEGAS)

- Won her 2nd WNBA Championship.
- Won WNBA Championship
- Named WNBA Finals MVP (18.3 ppg, 3.0 rpg, 6.0 apg, 58.5 FG%, 45.0 3G%)
- Named WNBA Commissioner's Cup MVP (19 points, 4 rebounds, 5 assists)
- Finished 21st in the league in scoring, 4th in assists, 17th in field goal percentage, 4th in free throw percentage, 4th in steals, and 22nd in minutes)

### 2021 (LAS VEGAS)

- Set or tied 3 franchise assist records—14 in a game vs. Lynx, Sept. 8; 10 in a half and 7 in a quarter vs. Fever, May 28

### 2019 (LOS ANGELES)

- Recorded the 8th triple-double in WNBA regular season history, July 7 (13-pt, 10-reb, 13-asst vs. Washington).
- Set franchise mark with 20 points in a quarter, August 29 vs. Indiana—2nd most points scored in a quarter in W history

### 2017 (LOS ANGELES)

- 3-point field goal percentage (.482) was highest in team history and 7th highest in WNBA history for players with 50+ attempts

### 2014 (CONNECTICUT)

- Sat out season rehabbing right knee injury suffered senior year at Duke.

### INTERNATIONAL HIGHLIGHTS

- 2020 Olympic gold medalist
- 2022 World Cup gold medalist

### COLLEGIATE HIGHLIGHTS

- 2-time All-American
- 2013 ACC Co-Player of the Year
- Set program record for assists in a season (201) as a sophomore

### HIGH SCHOOL HIGHLIGHTS

- 2010 California Miss Basketball
- 2010 Gatorade Player of the Year selection

### GO TO CHELSEA GRAY'S COMPLETE BIO ONLINE

- Online bio includes items such as expanded WNBA statistics, more notes, college, international and USA Basketball statistics, and more!

### RECORD WITHOUT

Year	Games Missed	Record With	Record Without
2014	34	0-0	13-21
2015	0	15-19	0-0
2016	1	25-8	1-0
2017	0	26-8	0-0
2018	0	19-15	0-0
2019	0	22-12	0-0
2020	0	15-7	0-0
2021	0	24-8	0-0
2022	1	25-10	1-0
2023	0	34-6	0-0
2024	6	0-0	5-2
<b>Totals</b>	<b>42</b>	<b>205-93</b>	<b>20-23</b>

CHelsea GRAY - No. 12

WNBA RANKINGS										2023 REGULAR SEASON HIGHS			
	PPG	RPG	APG	SPG	BPG	MPG	FG%	3G%	FT%	PTS			
2015	---	---	18th	---	---	---	---	---	---	REBS	27	Dallas	July 30
2016	---	---	---	---	---	---	---	---	---	ASTS	11	New York	Aug. 17
2017	19th	---	6th	---	---	3rd	10th	1st	22nd	STLS	12	3x, Last at Phoenix	Sept. 8
2018	19th	---	6th	6th	---	5th	16th	14th	18th	BLKS	4	@ Seattle	July 20
2019	13th	---	2nd	---	---	4th	---	13th	5th	MINS	3	@ Chicago	Aug. 24
2020	21st	---	5th	11th	---	14th	---	---	2nd		37:23	New York	Aug. 17
2021	---	---	4th	20th	---	---	16th	16th	---	CAREER REGULAR SEASON HIGHS			
2022	21st	---	4th	4th	---	22nd	17th	---	4th	PTS	33	Seattle	Aug. 14, 2022
2023	21st	---	3rd	9th	24th	15th	14th	7th	5th	REBS	11	New York	Aug. 17, 2023
2024										ASTS	14	Minnesota	Sept. 8, 2021
										STLS	6	@ Minnesota	May 20, 2018
										BLKS	3	2x, Last @ Chicago	Aug. 24, 2023
										MINS	48	@ Chicago	Aug. 18, 2017

SEASON HIGHS													
	PTS	REBS	ASTS	STLS	BLKS	MIN	FGM	FGA	3PM	3PA	FTM	FTA	
2015	16	9	7	3	2	25:48	6	11	4	5	5	6	
2016	23	6	8	3	1	36:30	8	10	2	3	6	7	
2017	25	8	10	4	1	47:51	9	18	5	8	8	10	
2018	26	7	11	6	3	38:36	11	20	4	7	8	11	
2019	30	10	13	5	2	41:03	11	21	7	9	7	7	
2020	27	8	11	3	1	39:06	10	19	4	7	5	5	
2021	21	6	14	5	2	37:14	8	19	3	6	5	5	
2022	33	7	12	5	2	39:56	11	17	5	8	11	11	
2023	27	11	12	4	3	37:23	10	22	4	7	10	12	
2024	0	0	0	0	0	0	0	0	0	0	0	0	

MILESTONES REACHED				UPCOMING MILESTONES			
Mark	Opponent	Date	Game #	Mark	Category	Current	Needs
1st Point	Washington	June 5, 2015	1	4,000	Points	3,683	317
1,000th Pt	Phoenix	May 27, 2018	105	1,000	Rebounds	936	64
2,000th Pt	Las Vegas	Aug. 7, 2020	175	1,500	Assists	1,499	1
3,000th Pt	@ Seattle	Aug. 7, 2022	255	400	Steals	340	60
1,000th Ast	@ Phoenix	May 6, 2022	234				

10+ REBOUNDS & ASSISTS GAMES					10+ POINT GAMES			
	REB	ASTS	DOUBLE-DOUBLES		SCORING			
YEAR	10+	10+	PT/REB	PT/AST	YEAR	10+	20+	30+
2015	0	0	0	0	2015	9	0	0
2016	0	0	0	0	2016	7	2	0
2017	0	1	1	0	2017	28	6	0
2018	0	1	1	0	2018	28	9	0
2019	1	2	1	1	2019	28	7	1
2020	0	1	0	0	2020	18	4	0
2021	0	3	1	0	2021	19	1	0
2022	0	1	1	0	2022	25	5	0
2023	1	10	10	1	2023	35	8	0
2024	0	0	0	0	2024	0	0	0
Totals	2	19	15	2	Totals	197	42	1

CAREER REGULAR SEASON STATISTICS																												
YEAR	TM	G	GS	MP	FG	FGA	FG%	3P	3PA	3P%	2P	2PA	2P%	eFG%	FT	FTA	FT%	OR	DR	REB	RPG	A	S	B	TO	PF	PTS	PPG
2015	CON	34	0	543	86	203	.424	23	66	.348	63	137	.460	.480	40	49	.816	18	60	78	2.3	92	22	5	59	43	235	6.9
2016	LAS	33	1	540	71	157	.452	14	46	.304	57	111	.514	.497	39	50	.780	8	50	58	1.8	71	16	4	40	38	195	5.9
2017	LAS	34	34	1125	184	363	.507	53	110	.482	131	253	.518	.580	81	98	.827	21	92	113	3.3	151	36	8	65	74	502	14.8
2018 *	LAS	34	34	1111	193	399	.484	38	97	.392	155	302	.513	.531	81	97	.835	17	99	116	3.4	175	48	6	79	65	505	14.9
2019 *	LAS	34	34	1108	188	452	.416	50	131	.382	138	321	.430	.471	66	72	.917	14	114	128	3.8	202	33	3	108	49	492	14.5
2020	LAS	22	22	679	122	276	.442	18	59	.305	104	217	.479	.475	46	49	.939	15	66	81	3.7	116	34	2	60	38	308	14.0
2021 *	LVA	32	32	926	148	326	.454	27	71	.380	121	255	.475	.495	32	36	.889	15	77	92	2.9	189	37	9	88	43	355	11.1
2022	LVA	35	35	1039	183	373	.491	34	100	.340	149	273	.546	.536	81	89	.910	10	102	112	3.2	212	57	10	80	54	481	13.7
2023	LVA	40	40	1288	225	459	.490	64	152	.421	161	307	.524	.560	96	107	.897	12	146	158	4.0	291	57	25	101	73	610	15.3
2024																												
Career		298	232	8359	1400	3008	.465	321	832	.386	1079	2176	.496	.519	562	647	.869	130	806	936	3.1	1499	340	72	681	477	3683	12.4



## MEGAN GUSTAFSON • No. 17

Center • 6-4 • Iowa '19 • 6th Year

### 2023 (PHOENIX, 9-31)

- Started 4 of 34 contests, the most starts and most games in her W career, and connected on 52.6% of her shots from the field, which ranked 6th among league leaders, and also hit 34.9% from 3-point range.
- Shot 4-of-4 from the field, 1-of-1 from afar and 1-of-1 from the line in 14 minutes against Connecticut on August 31.
- Scored a career-high 19 points and grabbed 8 rebounds against Atlanta in fewer than 22 minutes.
- Pulled down a season-high 10 boards to go with 10 points, her lone double-double of the season, against the Aces on June 21.
- After averaging no more than 4.0 ppg and 3.6 rpg in each of her first four seasons, upped her averages to career-bests of 7.9 ppg and 3.9 rpg in 2023
- Ranked among the top 10 league leaders for field goal percentage (6th), 2-point field goal percentage (.576, 4th), true shooting percentage (.608, 10th) and effective field goal percentage (.564, 7th).

### 2022 (PHOENIX, 15-21)

- Played in 33 games off the bench, the most games in a season over her first four years in the league.
- Scored a season-high 15 points on 6-of-10 shooting from the field against Minnesota on August 10.
- Posted one double-double, 12 points and 10 boards, against Chicago on Aug. 14.

### 2021 (WASHINGTON, 19-21)

- Had season-highs of 12 points at Seattle on September 7 and 9 rebounds at Chicago on July 10.
- Washington was 5-6 in the 11 games Gustafson played.

### 2020 (DALLAS, 8-14)

- Dallas had a 4-6 record in the 10 games Gustafson played from July 26-September 13.

### 2019 (DALLAS, 10-24)

- Twice scored 11 points and three times hauled in 8 rebounds as a rookie for Dallas.
- Went 7-of-7 from the line against New York on August 1 and shot a career-best 90.0% from the line on the year.

### INTERNATIONAL (SPAIN)

- The naturalized Spaniard helped Spain earn a 2024 Olympic berth at the 2024 Olympic Qualifying Tournament in Sopron, Hungary. It was her debut in a Spanish jersey.

### COLLEGIATE CAREER HIGHLIGHTS

- In her four years at Iowa, the Hawkeyes posted a 92-43 (.682) record, advanced to postseason play all four years, including the 2019 NCAA Elite Eight, and captured the 2019 Big 10 Tournament and regular season crowns.
- Averaged 20.8 points, 10.8 rebounds and 1.7 blocks per game over her four-year collegiate career, helping Iowa increase its win total from 19 in her freshman season, to 29 as a senior.
- Her No. 10 jersey was retired by the Hawkeyes on January 26, 2020.
- Before being passed in 2023-24 by Caitlin Clark, Gustafson was Iowa's all-time leading scorer (2,804 points), remains as the all-time leading rebounder (1,460) and lists among the top 10 in numerous Iowa single game, single season and all-time career records.

- Her 1,460 rebounds is a Big Ten career record.
- 2019 Naismith, Associated Press, ESPNw and USBWA Player of the Year
- 2019 Senior CLASS Award and Lisa Leslie Award winner.
- Associated Press and USBWA All-America first team (2019) and second team (2018).
- WBCA All-America first team (2019) and honorable mention (2018)
- 2018 (media) and 2019 (media and coaches) Big 10 Player of the Year.
- Unanimous three-time All-Big Ten first team (2017, 2018 and 2019) and was on the 2016 Big Ten All-Freshman Team.
- 2019 Big Ten All-Defensive Team.
- MVP of the 2019 Big Ten Tournament and 2018 and 2019 All-Big Ten Tournament first team selection.

### PERSONAL

- Parents are Eva and Clendon Gustafson.
- Has one sister, Emily, who played basketball at Upper Iowa.
- Father played basketball at UW-Superior and mother played basketball and volleyball at St. Scholastica.

### GO TO MEGAN GUSTAFSON'S BIO ONLINE

- Online bio includes items such as expanded WNBA statistics, more notes, college, international and Spain Basketball Federation statistics, and more!

### RECORD WITHOUT

Year	Games Missed		Record
	With	Without	
2019	5	8-14	2-3
2020	12	4-6	4-8
2021	7	5-6	1-6
2022	3	13-20	2-1
2023	6	7-27	2-4
2024	0	5-2	0-0
<b>Totals</b>	<b>33</b>	<b>42-75</b>	<b>11-22</b>

MEGAN GUSTAFSON • No. 17

WNBA RANKINGS										2024 REGULAR SEASON HIGHS			
	PPG	RPG	APG	SPG	BPG	MPG	FG%	3G%	FT%	PTS			
2019	---	---	---	---	---	---	---	---	---	8	Los Angeles	May 18	
2020	---	---	---	---	---	---	---	---	---	REBS 4	2x, Last vs. Phoenix	May 21	
2021	---	---	---	---	---	---	---	---	---	ASTS 1	Phoenix	May 21	
2022	---	---	---	---	---	---	---	---	---	STLS 2	@ Atlanta	May 31	
2023	---	---	---	---	---	---	6th	---	---	BLKS 0			
2024	---	---	---	---	---	---	---	---	---	MINS 15:06	Los Angeles	May 18	
CAREER REGULAR SEASON HIGHS													
										PTS 19	@ Atlanta	July 25, 2023	
										REBS 10	2x, Last vs Las Vegas	Aug. 23, 2023	
										ASTS 3	4x, Last vs Washington	Sept. 5, 2023	
										STLS 2	3x, Last vs Las Vegas	Sept. 10, 2023	
										BLKS 3	@ Atlanta	July 25, 2023	
										MINS 27:37	Indiana	Aug. 20, 2023	

SEASON HIGHS													
	PTS	REBS	ASTS	STLS	BLKS	MIN	FGM	FGA	3PM	3PA	FTM	FTA	
2019	11	8	1	1	1	27:10	4	7	1	3	7	7	
2020	8	3	1	0	1	16:16	2	5	0	1	4	4	
2021	12	9	0	1	1	20:40	6	9	0	1	3	5	
2022	15	10	3	2	1	26:14	6	10	2	3	3	5	
2023	19	10	3	2	3	27:37	7	15	2	4	5	6	
2024	8	4	1	2	0	15:06	3	9	1	4	2	2	

MILESTONES REACHED				UPCOMING MILESTONES			
Mark	Opponent	Date	Game #	Mark	Category	Current	Needs
1st Point	Phoenix	June 20, 2019	1	600	Points	547	53
500th Point	Washington	Sept. 5, 2023	110				
300th Rebound	Las Vegas	Sept. 8, 2023	111				

10+ REBOUNDS & ASSISTS GAMES					10+ POINT GAMES		
	REB	ASTS	DOUBLE-DOUBLES		SCORING		
YEAR	10+	10+	PT/REB	PT/AST	YEAR	10+	20+
2019	0	0	0	0	2019	2	0
2020	0	0	0	0	2020	0	0
2021	0	0	0	0	2021	1	0
2022	1	0	1	0	2022	2	0
2023	1	0	1	0	2023	14	0
2024	0	0	0	0	2024	0	0
Totals	2	0	2	0	Totals	19	0

CAREER REGULAR SEASON STATISTICS																												
YEAR	TM	G	GS	MP	FG	FGA	FG%	3P	3PA	3P%	2P	2PA	2P%	eFG%	FT	FTA	FT%	OR	DR	REB	RPG	A	S	B	TO	PF	PTS	PPG
2019	DAL	25	0	238	27	55	.491	1	9	.111	26	46	.565	.500	18	20	.900	20	43	63	2.5	7	4	6	10	26	73	2.9
2020	DAL	10	0	48	4	14	.286	0	1	.000	4	13	.308	.286	6	9	.667	6	5	11	1.1	1	0	1	2	9	14	1.4
2021	WAS	11	1	109	19	32	.594	0	2	.000	19	30	.633	.594	6	9	.667	11	29	40	3.6	0	2	1	9	10	44	4.0
2022	PHO	33	0	318	50	91	.549	12	26	.462	38	65	.585	.615	13	17	.765	17	47	64	1.9	17	6	5	24	62	125	3.8
2023	PHO	34	4	514	102	194	.526	15	43	.349	87	151	.576	.564	50	62	.806	46	85	131	3.9	25	13	14	37	65	269	7.9
2024	LVA	7	0	70	8	23	.348	2	13	.154	6	10	.600	.391	4	4	1.000	5	9	14	2.0	1	3	0	3	13	22	3.1
Career		120	5	1297	210	409	.513	30	94	.319	180	315	.571	.550	97	121	.802	105	218	323	2.7	51	28	27	85	185	547	4.6





## TIFFANY HAYES • No. 15

Guard • 5-10 • Connecticut '12 • 12th Year

### WNBA CAREER HIGHLIGHTS

- All-WNBA First Team (2018)
- WNBA All-Defensive Second Team (2018)
- Breakout campaign in 2018 saw her finish sixth in MVP balloting and fourth in Defensive Player of the Year voting when she was a three-time pick as Eastern Conference Player of the Week
- Eastern Conference Player of the Month (May 2017)
- WNBA All-Rookie Team (2012)

### 2023 (CONNECTICUT)

- Became seventh fastest player to tally at least 4,000 points, 1,000 rebounds, 750 assists, 300 steals and 350 3-point field goals in WNBA history-307 games (1 of 15 to accomplish in league history).
- Tallied a season-high 28 points against Dallas on July 25, going a perfect 10-10 from the free-throw line.
- Tied her postseason career-high with 30 points in Game 2 of the WNBA Semifinals against New York on Sept. 26.

### 2022 (ATLANTA)

- Played her first game of the season at New York (6/23) after missing the beginning of the season because of overseas obligations and a right knee injury.
- Lifted the Dream to a win over the eventual WNBA Champion Las Vegas Aces (7/19) with a season-high 31 points.
- Scored in double-digits in 10 straight games until an injury 11 minutes into her last game of the season against Dallas (7/30).

### 2021 (ATLANTA)

- Only player in the WNBA in 2021 to average at least 14 points (14.67), 1.5 steals (1.57) and 3 assists per game (3.0).
- Shot 40.5% from the 3-point line in 2021, making her one of five players in the league in 2021 to shoot at least 40% from beyond the arc while averaging at least 4 attempted 3-pointers per game.
- Missed nine games in the middle of the season after tearing her right ACL at Washington on June 17.

### 2020

- Opted out of the 2020 season.

### 2019 (ATLANTA)

- Reached 3,000 career points with a team-leading and then-season-high 28 points against Indiana (6/19)
- Set a new career high record with 34 points at Indiana (8/10) with 12 made field goals.
- Scored in double figures in her last nine games of the season.
- Sat out the final three games of the season with a knee injury.

### 2018 (ATLANTA)

- Started in 34 of 36 games played.

### 2017 (ATLANTA)

- Led the Dream in scoring with a career-high 16.3 points per game.
- Earned first career start and appearance in the WNBA All-Star game.
- Named Eastern Conference Player of the Month (May).

### 2016 (ATLANTA)

- Scored 30 points and shot 10-of-17 from the field in Atlanta's second round playoff loss to the Chicago Sky (9/25).
- Went 10-of-10 from the free-throw line and finished with 27 points vs. Liberty on May 24.
- Appeared in one postseason contest for the Dream dropping a postseason career-high 30 points against Chicago on Sept. 25.

### 2014 (ATLANTA)

- Ranked fourth in the WNBA among guards in field goal percentage (.463)
- Ranked eighth in assist/turnover ratio (2.15)

### 2013 (ATLANTA)

- Missed seven games due to surgery to repair a torn meniscus in her left knee July 9, and four more games after aggravating the injury.
- Team was 15-8 when she played, 2-9 when she didn't.

### 2012 (ATLANTA)

- Named to the 2012 WNBA All-Rookie Team
- Ranked fifth among all rookies in the WNBA in scoring at 8.6 points per game, second in assists (2.1) and 10th in rebounding (3.1)

### INTERNATIONAL

- Has competed professionally overseas in Brazil, Israel, Poland, Spain and Turkey.
- Played 3x3 basketball for Azerbaijan in the 2015 European Games.
- Earned a gold medal playing for USA Basketball at the 2009 World University Games.

### COLLEGIATE CAREER HIGHLIGHTS

- Two-time All-Big East first team selection.
- Helped Connecticut to two national championships and four Final Four appearances.
- Finished career with 147-7 record as a Husky.
- Averaged 14.7 points, 5.8 rebounds, 3.3 assists and 2.3 steals per game as senior.
- Most Outstanding Player of the 2012 Kingston Regional
- Wooden Award and Wade Trophy finalist.
- Associated Press All-America third team.

### PERSONAL:

- Parents are Dorothy and Renard Hayes
- Majored in Sociology at Connecticut
- Led Winter Haven High School to a combined record of 117-9 during four-year prep career.
- Also lettered in softball and cross country in high school.

### SEASON HIGHS

	PTS	REBS	ASTS	STLS	BLKS	MIN	FGM	FGA	3PM	3PA	FTM	FTA
2012	23	9	7	5	2	42:00	8	15	3	6	8	9
2013	23	7	8	3	1	31:00	7	14	3	6	8	10
2014	27	6	7	4	2	46:00	9	15	4	8	8	9
2015	28	9	6	3	3	37:31	7	18	4	8	14	15
2016	32	11	6	4	2	40:33	11	18	3	7	11	13
2017	25	7	6	4	1	38:26	9	19	4	9	11	12
2018	28	8	5	3	1	37:09	10	18	6	11	11	15
2019	34	7	6	4	2	38:05	12	24	4	8	12	15
2020	DNP -- Opted out of the 2020 season											
2021	31	8	6	5	1	37:24	11	18	5	7	7	9
2022	31	8	6	1	1	33:00	11	15	4	6	8	9
2023	28	7	8	3	1	40:00	8	16	4	8	10	10
2024	11	6	4	1	0	20:33	4	7	1	3	2	2

### RECORD WITHOUT

Year	Games Missed	Record With	Record Without
2012	0	20-17	0-0
2013	11	19-12	2-9
2014	0	20-17	0-0
2015	6	13-15	2-4
2016	2	17-17	1-1
2017	1	12-21	0-1
2018	3	24-12	1-2
2019	5	7-22	1-4
2020	22	0-0	7-15
2021	11	7-14	1-10
2022	25	4-7	10-15
2023	0	30-17	0-0
2024	0	1-0	0-0
Totals	86	174-171	25-61

TIFFANY HAYES • NO. 15

WNBA RANKINGS										2024 REGULAR SEASON HIGHS					
	PPG	RPG	APG	SPG	BPG	MPG	FG%	3G%	FT%	PTS					
2012	---	---	---	---	---	---	---	---	24th	REBS	11	@	Dallas	June 5	
2013	---	---	---	---	---	---	---	---	---	ASTS	6	@	Dallas	June 5	
2014	22nd	---	29th	---	---	27th	18th	16th	---	STLS	4	@	Dallas	June 5	
2015	18th	---	28th	24th	---	14th	---	---	---	BLKS	1	@	Dallas	June 5	
2016	12th	---	---	18th	---	13th	29th	---	---	MINS	0				
2017	13th	---	---	15th	---	20th	29th	15th	19th		20:33	@	Dallas	June 5	
2018	14th	---	---	22nd	---	21st	30th	---	24th	CAREER REGULAR SEASON HIGHS					
2019	11th	---	21st	---	---	28th	---	---	---	PTS	34		Indiana	Aug. 10, 2019	
2020	DNP -- Opted out of the 2020 season										REBS	11		New York	May 24, 2016
2021	---	---	---	---	---	---	26th	9th	16th	ASTS	8	2x,	Last vs Washington	May 23, 2023	
2022	---	---	---	---	---	---	---	---	---	STLS	5	2x,	Last vs Washington	June 17, 2021	
2023	31st	---	29th	---	---	---	19th	23rd	---	BLKS	3		Los Angeles	July 16, 2015	
2024	---	---	---	---	---	---	---	---	---	MINS	46:00	@	Minnesota	July 22, 2014	

MILESTONES REACHED			
Mark	Opponent	Date	Game #
1st Point	@ Indiana	May 19, 2012	1
500th Point	@ New York	Sept. 6, 2013	53
1,000th Point	@ New York	June 5, 2015	92
2,000th Point	@ Seattle	June 13, 2017	161
3,000th Point	Indiana	June 19, 2019	223
4,000th Point	New York	June 27, 2023	293
1,000th Rebound	Minnesota	July 30, 2023	302

UPCOMING MILESTONES			
Mark	Category	Current	Needs
4,500	Points	4321	179
800	Assists	778	22

10+ REBOUNDS & ASSISTS GAMES			
	REB	ASTS	DOUBLE-DOUBLES
YEAR	10+	10+	PT/REB
2012	0	0	0
2013	0	0	0
2014	0	0	0
2015	0	0	0
2016	1	0	1
2017	0	0	0
2018	0	0	0
2019	0	0	0
2020	---	---	---
2021	0	0	0
2022	0	0	0
2023	0	0	0
2024	0	0	0
Totals	1	0	1

10+ POINT GAMES			
	SCORING	20+	30+
YEAR	10+		
2012	16	1	0
2013	12	3	0
2014	25	5	0
2015	22	1	0
2016	25	9	1
2017	30	8	0
2018	29	12	0
2019	22	6	1
2020	---	---	---
2021	15	8	1
2022	10	3	1
2023	28	4	0
2024	1	0	0
Totals	235	60	4

CAREER REGULAR SEASON STATISTICS																												
YEAR	TM	G	GS	MP	FG	FGA	FG%	3P	3PA	3P%	2P	2PA	2P%	eFG%	FT	FTA	FT%	OR	DR	REB	RPG	A	S	B	TO	PF	PTS	PPG
2012	ATL	34	17	787	90	231	.390	21	77	.273	69	154	.448	.435	92	117	.786	24	81	105	3.1	73	28	12	51	89	293	8.6
2013	ATL	23	4	513	80	197	.406	23	61	.377	57	136	.419	.464	76	102	.745	20	66	86	3.7	39	27	3	40	52	259	11.3
2014	ATL	34	32	966	143	307	.466	40	112	.357	103	195	.528	.531	111	146	.760	31	70	101	3.0	86	34	9	40	83	437	12.9
2015	ATL	28	27	836	115	293	.392	31	113	.274	84	180	.467	.445	99	123	.805	29	55	84	3.0	62	29	11	47	97	360	12.9
2016	ATL	33	33	1016	153	347	.441	32	117	.274	121	230	.526	.487	156	194	.804	33	79	112	3.4	78	40	8	59	94	494	15.0
2017	ATL	33	33	989	166	381	.436	48	129	.372	118	252	.468	.499	158	185	.854	31	96	127	3.8	80	41	8	62	102	538	16.3
2018	ATL	31	29	897	177	401	.441	42	131	.321	135	270	.500	.494	138	169	.817	28	84	112	3.6	83	36	7	50	65	534	17.2
2019	ATL	29	29	817	147	374	.393	36	117	.308	111	257	.432	.441	97	127	.764	21	66	87	3.0	82	29	8	70	71	427	14.7
2020	DNP -- Opted out of the 2020 season																											
2021	ATL	21	19	595	105	240	.438	34	84	.405	71	156	.455	.508	64	75	.853	14	53	67	3.2	63	33	4	31	65	308	14.7
2022	ATL	11	11	303	66	121	.545	18	42	.429	48	79	.608	.620	28	41	.683	3	37	40	3.6	23	8	1	22	33	178	16.2
2023	CON	40	40	1082	168	353	.476	48	131	.366	120	222	.541	.544	98	126	.778	38	82	120	3.0	105	34	3	56	114	482	12.1
2024	LVA	1	0	21	4	7	.571	1	3	.333	3	4	.750	.643	2	2	1.000	3	3	6	6.0	4	1	0	1	2	11	11.0
Career		318	274	8822	1414	3252	.435	374	1117	.335	1040	2135	.487	.492	1119	1407	.795	275	772	1047	3.3	778	340	74	529	867	4321	13.6



KATE MARTIN • No. 20

Guard • 6-0 • Iowa '24 • Rookie

WNBA CAREER HIGHLIGHTS

- Selected No. 18 by the Las Vegas Aces in the 2024 WNBA Draft.

2024 (LAS VEGAS)

- Scored her first points, a 3-pointer, against Los Angeles on May 18.

COLLEGIATE HIGHLIGHTS

- Over her five years suiting up for Iowa, the Hawkeyes posted a 132-37 (.781) record, advanced to four-straight NCAA Tournaments, including the past two championship games, the 2021 Sweet 16 and 2022 second round. Iowa also captured the past three Big 10 Tournament championships and the 2022 Big 10 regular season title.
- Started the final 139 games of her career.
- Named to the 2024 All-Big 10 second team.
- Earned 2020, 2021 and 2022 Big Ten Sportsmanship Awards.
- Tore the ACL in her left knee in a 2018 practice for the Illinois High School All-Star Game and sat out the 2018-19 season.

PERSONAL

- Hails from Edwardsville, Illinois.
- Played varsity basketball and volleyball for Edwardsville High School.
- Father played football for Western Illinois University, older sister played basketball for Truman State. Also has an older brother.

RECORD WITHOUT

Year	Games Missed	Record With	Record Without
2024	1	4-2	1- 0
Totals	1	4-2	1-0

WNBA RANKINGS

	PPG	RPG	APG	SPG	BPG	MPG	FG%	3G%	FT%
2024	---	---	---	---	---	---	---	---	---

2024 REGULAR SEASON HIGHS

PTS	12	Indiana	May 25
REBS	7	Indiana	May 25
ASTS	3	2x, Last at Atlanta	May 31
STLS	2	@ Dallas	June 5
BLKS	1	2x, Last vs Indiana	May 25
MINS	26:20	Los Angeles	May 18

SEASON/CAREER HIGHS

	PTS	REBS	ASTS	STLS	BLKS	MIN	FGM	FGA	3PM	3PA	FTM	FTA
2024	12	7	3	2	1	26:20	3	8	3	6	4	4

CAREER REGULAR SEASON HIGHS

PTS	12	Indiana	May 25, 2024
REBS	7	Indiana	May 25, 2024
ASTS	3	2x, Last at Atlanta	May 31
STLS	2	@ Dallas	June 5
BLKS	1	2x, Last vs Indiana	May 25, 2024
MINS	26:20	Los Angeles	May 18, 2024

MILESTONES REACHED

Mark	Opponent	Date	Game #
1st Point	Los Angeles	5/18/2024	1

UPCOMING MILESTONES

Mark	Category	Current	Needs
500	Points	26	474

10+ REBOUNDS & ASSISTS GAMES

	REB	ASTS	DUB-DUBS
YEAR	10+	10+	REB/AST PT/AST
2024	0	0	0 0
Totals	0	0	0 0

10+ POINT GAMES

	SCORING
YEAR	10+ 20+
2024	1 0
Totals	1 0

CAREER REGULAR SEASON STATISTICS

YEAR	TM	G	GS	MP	FG	FGA	FG%	3P	3PA	3P%	2P	2PA	2P%	eFG%	FT	FTA	FT%	OR	DR	REB	RPG	A	S	B	TO	PF	PTS	PPG
2024	LVA	6	0	118	7	27	.259	6	19	.316	1	8	.125	.370	6	6	1.000	4	16	20	3.3	10	2	2	3	12	26	4.3
Career		6	0	118	7	27	.259	6	19	.316	1	8	.125	.370	6	6	1.000	4	16	20	3.3	10	2	2	3	12	26	4.3

# RIDDLE ME THIS ...

I FOLLOW YOU ALL THE TIME AND COPY YOUR EVERY MOVE, BUT YOU CAN'T TOUCH ME OR CATCH ME. WHAT AM I?


# SUDOKU TIME OUT

5		9	4					
		3				6	9	
	1							5
	5		1	8				
3				5				7
				9	6		5	
9							7	
	3	8				5		
					7	1		3

Answers  
Your shadow

## KELSEY PLUM • No. 10

Guard • 5-8 • Washington '17 • 7th Year



### WNBA CAREER HIGHLIGHTS

- 2022 & 2023 WNBA Champion
- 2023 & 2022 All-Star
- 2022 All-Star MVP
- 2021 6th Player of the Year
- 2023 All-Star Skills Challenge winner
- 1-time Western Conference Player of the Month (Sept. 2021)
- 3-time Western Conference Player of the Week (2 times in 2022, 1 time in 2021)

### 2023 (LAS VEGAS)

- Won her 2nd WNBA Championship.
- Named as an All-Star for the second time in her career.
- Teamed with Chelsea Gray to win the All-Star Skills Challenge
- Averaged 21.3 ppg, 4.0 rpg and 4.0 apg in the Finals, including her top 2 playoff career-highs of 29 points on Oct. 15 and 26 points on Oct. 8.
- Scored a then-franchise-high 40 points at Minnesota on July 9 and got her first points-assists double- double of the year with 19 points and 10 assists vs. Washington on Aug. 11 and her second with 12 points and 10 assists vs Washington on Aug. 31.
- Scored 20 or more points 16 times and had 1 30-point and 1 40-point game.
- Prior to the May 25 game in LA, made at least 1 3-pointer in 45-straight regular season games, which was tied for the third- long-est streak in WNBA history.
- Missed the July 5 game vs. Dallas (back).

### 2022 (LAS VEGAS)

- Leading All-Star vote-getter among guards
- Tied a WNBA record by making at least 3 3-pointers in 9-straight games (Diana Taurasi)

### 2021 (LAS VEGAS)

- Missed 6 games in May/June while training with the USA 3x3 team.

### 2020 (LAS VEGAS)

- Did Not Play—Injured (left Achilles)

### 2018 (LAS VEGAS)

- Recorded her first career double-double with 20 points and a career-high 13 assists at Atlanta Aug. 7

### INTERNATIONAL HIGHLIGHTS

- 2020 Olympic Gold Medalist (3x3)
- 2018 & 2022 FIBA World Cup gold medalist
- 2015 Pan American Games silver medalist
- 2013 FIBA U19 World Cup gold medalist

### COLLEGIATE HIGHLIGHTS

- Unanimous 2017 National Player of the Year
- Two-time All-American
- NCAA career (3,257) and single-season (1,109) scoring leader; broke 33-year-old NCAA career free throw record with 912

### GO TO KELSEY PLUM'S COMPLETE BIO ONLINE

- Online bio includes items such as expanded WNBA statistics, more notes, college, international and USA Basketball statistics, and more

### RECORD WITHOUT

Year	Games Missed	Record With	Record Without
2017	3	8-23	0- 3
2018	2	14-17	0- 2
2019	0	21-13	0- 0
2020	22	0- 0	18-4
2021	6	20- 6	4- 2
2022	0	26-10	0- 0
2023	1	33- 6	1- 0
2024	0	5- 2	0- 0
Totals	34	127-77	23-11



KELSEY PLUM • No. 10

WNBA RANKINGS										2024 REGULAR SEASON HIGHS				
	PPG	RPG	APG	SPG	BPG	MPG	FG%	3G%	FT%	PTS	27	Phoenix	May 21	
2017	---	---	20th	---	---	---	---	17th	14th	REBS	3	2x, Last @ Dallas	June 5	
2018	---	---	13th	---	---	---	21st	4th	---	ASTS	7	Indiana	May 25	
2019	---	---	19th	---	---	---	---	24th	---	STLS	3	Los Angeles	May 18	
2021	16th	---	14th	---	---	---	---	13th	1st	BLKS	0			
2022	2nd	---	9th	---	---	5th	---	4th	17th	MINS	39:09	@ Atlanta	May 31	
2023	8th	---	10th	22nd	---	13th	20th	16th	3rd					
2024	10th	---	9th	---	---	3rd	---	24th	21st					
CAREER REGULAR SEASON HIGHS														
PTS	40	@	Minnesota	July 9, 2023										
REBS	9		Los Angeles	June 29, 2018										
ASTS	13	@	Atlanta	Aug. 7, 2018										
STLS	6		Washington	June 25, 2022										
BLKS	1	16x, Last vs.	Minnesota	July 3, 2022										
MINS	40	2x, Last vs.	Dallas	June 5, 2022										

SEASON HIGHS													
	PTS	REBS	ASTS	STLS	BLKS	MIN	FGM	FGA	3PM	3PA	FTM	FTA	
2017	23	6	12	3	1	39:53	7	17	5	9	6	6	
2018	21	9	13	4	1	37:00	9	14	5	8	5	6	
2019	21	7	8	3	1	37:21	8	17	5	9	5	6	
2021	32	6	8	5	1	30:42	11	18	5	8	8	9	
2022	32	6	11	6	1	40:00	10	22	5	11	9	11	
2023	40	6	10	5	0	38:21	14	20	6	12	8	8	
2024	27	3	7	3	0	39:09	9	23	7	14	6	6	

MILESTONES REACHED				UPCOMING MILESTONES			
Mark	Opponent	Date	Game #	Mark	Category	Current	Needs
1st Point	Dallas	5/25/2017	1	3,000	Points	2,823	177
1,000th Point	Atlanta	7/4/2021	108	500	Rebounds	499	1
2,000th Point	Los Angeles	5/27/2023	161	200	Steals	180	20
2,500th Point	Washington	8/11/2023	186				
500th Assist	Los Angeles	6/11/2022	135				
800th Assist	Phoenix	5/21/2024	200				

10+ REBOUNDS & ASSISTS GAMES				10+ POINT GAMES				
	REB	ASTS	DUB-DUBS	SCORING				
YEAR	10+	10+	PT/AST	YEAR	10+	20+	30+	40+
2017	0	1	0	2017	13	1	0	0
2018	0	2	1	2018	14	4	0	0
2019	0	0	0	2019	17	2	0	0
2021	0	0	0	2021	20	8	2	0
2022	0	2	2	2022	35	19	1	0
2023	0	2	2	2023	36	16	2	1
2024	0	0	0	2024	7	3	0	0
Totals	0	7	5	Totals	142	53	5	1

CAREER REGULAR SEASON STATISTICS																												
YEAR	TM	G	GS	MP	FG	FGA	FG%	3P	3PA	3P%	2P	2PA	2P%	eFG%	FT	FTA	FT%	OR	DR	REB	RPG	A	S	B	TO	PF	PTS	PPG
2017	SAS	31	23	711	85	246	.346	35	96	.365	50	150	.333	.417	60	69	.870	12	47	59	1.9	106	16	4	79	57	265	8.5
2018	LVA	31	27	790	106	227	.467	47	107	.439	59	120	.492	.570	35	40	.875	14	60	74	2.4	124	25	5	36	64	294	9.5
2019	LVA	34	30	868	107	293	.365	45	126	.357	62	168	.369	.442	34	39	.872	15	80	95	2.8	102	27	4	53	76	293	8.6
2021	LVA	26	0	663	128	293	.437	44	114	.386	84	179	.469	.512	85	90	.944	11	55	66	2.5	94	26	1	43	56	385	14.8
2022	LVA	36	36	1182	244	531	.460	113	269	.420	131	262	.500	.566	125	149	.839	9	87	96	2.7	184	36	2	94	90	726	20.2
2023	LVA	39	39	1265	249	524	.475	95	244	.389	154	280	.550	.566	135	148	.912	9	86	95	2.4	177	43	0	82	94	728	18.7
2024	LVA	7	7	258	44	121	.364	23	67	.343	21	54	.389	.459	21	25	.840	1	11	12	1.7	37	7	0	15	21	132	18.9
Career		204	162	5739	963	2235	.431	402	1022	.393	561	1213	.462	.521	495	560	.884	71	428	499	2.4	823	180	16	403	458	2823	13.8

## KIAH STOKES • No. 41

Center • 6-3 • Connecticut '15 • 97th Year



### WNBA CAREER HIGHLIGHTS

- 2022 & 2023 WNBA Champion
- 2015 WNBA All-Defensive 2nd Team
- 2015 All-Rookie Team

### 2023 (LAS VEGAS)

- Won the WNBA Championship.
- Opened the playoffs with a 15-rebound performance, which at the time was the second-highest in Aces playoff history, and also is her playoff career high.
- Grabbed 10 boards on Sept. 17, her first back-to-back games with double-digit rebounding since 2021.
- Missed Game 4 of the Finals (right foot).
- Hauled in a career- high-tying 17 rebounds at Chicago on July 25.
- Had 4 double-digit re-bounding games... Moved into the starting line-up for the final 22 games after Candace Parker was sidelined (left foot).

### 2022 (LAS VEGAS)

- Missed first 4 games of year (overseas) .
- Led or tied for team lead in rebounds 3 times

### 2021 (LAS VEGAS)

- Signed on July 2 but did not play that day.
- Averaged 9.0 rpg. in 8 starts

### 2016 (NEW YORK)

- Missed the final 7 games of the regular season with a hip injury.
- Set a WNBA record for highest rebound average by a player who didn't start a game.

### 2019 (NEW YORK)

- Did Not Play (personal reasons)

### 2017 (NEW YORK)

- Led the team in blocked shots and ranked second in rebounding.

### COLLEGIATE HIGHLIGHTS

- During her four years, UConn posted a 146-10 (.936) record, claimed the 2013, 2014 and 2015 NCAA Championships, advanced to the 2012 Final Four and claimed two conference regular season titles and three conference tournament crowns.
- 2015 American Athletic Conference Defensive Player of the Year.
- Set a UConn single-season blocked shots record (147) as a senior and capped her career ranked No. 3 among all-time UConn blocks leaders (325).

### PERSONAL

- Father Greg was an All-American basketball player at Iowa who played for the Philadelphia 76ers and won gold with the 1983 USA Pan American Games Team.
- Majored in psychology

### GO TO KIAH STOKES' COMPLETE BIO ONLINE

- Online bio includes items such as expanded WNBA statistics, more notes, college, international and USA Basketball statistics, and more!

### RECORD WITHOUT

Year	Games Missed	Record With	Record Without
2015	0	23-11	0- 0
2016	7	19- 8	2- 5
2017	0	22-12	0- 0
2018	4	6-24	1- 3
2019	34	0- 0	10-24
2020	0	2-20	0- 0
2021	9	14-10	6- 3
2022	5	22- 9	4- 1
2023	0	34- 6	0- 0
2024	0	5- 2	0- 0
<b>Totals</b>	<b>59</b>	<b>147-102</b>	<b>23-36</b>

# KIAH STOKES • No. 41

WNBA RANKINGS										2023 REGULAR SEASON HIGHS			
	PPG	RPG	APG	SPG	BPG	MPG	FG%	3G%	FT%	PTS			
2015	---	12th	---	---	4th	---	---	---	---	REBS	11	Phoenix	May 21
2016	---	7th	---	---	6th	---	---	---	---	ASTS	8	@ Minnesota	May 29
2017	---	17th	---	---	11th	---	---	---	---	STLS	3	Phoenix	May 21
2018	---	---	---	---	18th	---	---	---	---	BLKS	1	@ Atlanta	May 31
2019	DNP -- Personal									MINS	3	@ Dallas	June 5
2020	---	16th	---	---	9th	---	---	---	---		27:32	Phoenix	May 21
2021	---	22nd	---	---	---	---	---	---	---	CAREER REGULAR SEASON HIGHS			
2022	---	---	---	---	18th	---	---	---	---	PTS	23	Phoenix	June 4, 2017
2023	---	21st	---	---	16th	---	---	---	---	REBS	17	2x, Last @ Chicago	July 25, 2023
2024	---	24th	---	---	12th	---	---	---	---	ASTS	7	@ Chicago	Sept. 17, 2021
										STLS	4	Atlanta	Sept. 1, 2015
										BLKS	8	Connecticut	July 16, 2015
										MINS	38	Atlanta	June 22, 2016

## SEASON HIGHS

	PTS	REBS	ASTS	STLS	BLKS	MIN	FGM	FGA	3PM	3PA	FTM	FTA
2015	13	11	4	4	8	35:33	6	8	0	1	5	6
2016	12	14	2	2	4	37:46	6	8	0	0	5	8
2017	23	17	4	2	3	30:47	6	10	0	1	11	12
2018	12	15	3	2	3	33:38	5	7	0	0	2	4
2019	DNP--Personal											
2020	15	12	4	2	3	36:29	6	12	5	8	2	2
2021	5	13	7	2	3	34:53	2	3	1	2	2	2
2022	9	10	3	2	3	28:45	4	5	1	3	2	4
2023	7	17	2	3	4	31:21	3	6	1	3	2	2
2024	11	8	3	1	3	27:32	4	6	3	4	2	2

## MILESTONES REACHED

Mark	Opponent	Date	Game #
1st Point	@ Los Angeles	5/21/2015	1
1000th Rebound	Chicago	9/2/2021	166

## UPCOMING MILESTONES

Mark	Category	Current	Needs
1,000	Points	975	25
1,500	Rebounds	1453	47
300	Blocked Shots	277	23

## 10+ REBOUNDS & ASSISTS GAMES

YEAR	REB 10+	ASTS 10+	DUB-DUBS PT/REB
2015	7	0	3
2016	6	0	0
2017	8	0	4
2018	5	0	1
2019	DNP--Personal		
2020	2	0	0
2021	5	0	0
2022	1	0	0
2023	4	0	0
2024	0	0	0
Totals	38	0	8

## 10+ POINT GAMES

YEAR	10+	20+
2015	5	0
2016	5	0
2017	5	1
2018	2	0
2020	5	0
2021	0	0
2022	0	0
2023	1	0
Totals	22	1

## CAREER REGULAR SEASON STATISTICS

YEAR	TM	G	GS	MP	FG	FGA	FG%	3P	3PA	3P%	2P	2PA	2P%	eFG%	FT	FTA	FT%	OR	DR	REB	RPG	A	S	B	TO	PF	PTS	PPG	
2015	NYL	34	6	862	82	150	.547	0	2	.000	82	148	.554	.547	33	48	.688	60	159	219	6.4	26	24	67	37	76	197	5.8	
2016	NYL	27	0	650	75	117	.641	0	0	----	75	117	.641	.641	37	59	.627	63	138	201	7.5	20	18	38	30	77	187	6.9	
2017	NYL	34	12	666	60	113	.531	0	1	.000	60	112	.536	.531	43	54	.796	77	137	214	6.3	30	12	39	40	94	163	4.8	
2018	NYL	30	4	427	42	77	.545	0	0	----	42	77	.545	.545	8	15	.533	43	91	134	4.5	12	11	19	21	56	92	3.1	
2019	DNP--Personal																												
2020	NYL	22	22	601	51	137	.372	20	85	.235	31	52	.596	.445	4	7	.571	28	119	147	6.7	26	11	26	28	45	126	5.7	
2021	NYL	9	0	135	6	11	.545	1	2	.500	5	9	.556	.591	2	2	1.000	8	30	38	4.2	5	4	6	6	14	15	1.7	
2021	LVA	15	8	308	10	17	.588	0	0	----	10	17	.588	.588	2	4	.500	27	65	92	6.1	15	6	10	7	19	22	1.5	
2021	TOT	24	8	443	16	28	.571	1	2	.500	15	26	.577	.589	4	6	.667	35	95	130	5.4	20	10	16	13	33	37	1.5	
2022	LVA	31	4	475	26	61	.426	5	24	.208	21	37	.568	.467	13	16	.813	29	107	136	4.4	20	14	25	18	39	70	2.3	
2023	LVA	40	22	792	36	83	.434	5	27	.185	31	56	.554	.464	9	18	.500	45	189	234	5.9	23	26	39	17	70	86	2.2	
2024	LVA	7	7	168	5	15	.333	4	10	.400	1	5	.200	.467	3	4	.750	10	28	38	5.4	8	1	8	7	14	17	2.4	
Career		249	85	5084	393	781	.503	35	151	.232	358	630	.568	.526	154	227	.678	390	1063	1453	5.8	185	127	277	212	504	975	3.9	

## A'JA WILSON • No. 22

Center/Forward • 6-4 • South Carolina '18 • 7th Year



### WNBA CAREER HIGHLIGHTS

- 2022 & 2023 WNBA Champion
- 2023 WNBA Finals M'VP
- 2022 & 2020 WNBA M'VP
- 2023 & 2022 WNBA Defensive Player of the Year
- 2023, 2022 & 2020 All-WNBA First Team
- 2021 All-WNBA Second Team
- 2023 & 2022 WNBA All-Defensive First Team
- 2020 WNBA All-Defensive Second Team
- 2023, 2022, 2021, 2019 & 2018 All-Star
- 2023, 2022 & 2019 All-Star Team Captain
- 2023 & 2022 WNBA All-Star Leading Vote-Getter
- 2018 WNBA Rookie of the Year (unanimous)
- 2018 WNBA All-Rookie Team
- 7-time Western Conference Player of the Month (June, July and August 2023; May and July 2022; June 2021; August and September 2020)
- 16-time Western Conference Player of the Week (5 times in 2023, 5 times in 2022, 2 times each in 2019 and 2020, 1 time each in 2018 and 2021)
- 3-time WNBA Rookie of the Month (2018).

### INTERNATIONAL HIGHLIGHTS (USA)

- 2020 Olympic gold medalist
- 2022, 2018 FIBA World Cup gold medalist & 2022 FIBA World Cup M'VP.
- 2013 & 2015 FIBA U19 World Cup gold medalist & 2015 FIBA U19 M'VP
- 2014 FIBA Americas U18 gold medalist

### COLLEGIATE HIGHLIGHTS

- 2017 NCAA Champion
- 2017 Final Four Most Outstanding Player
- 2018 National Player of the Year (consensus)
- 4-time All-American
- 2-time SEC Defensive Player of the Year

### 2024 (LAS VEGAS)

- Opened the year with five-straight 20-point, 10-rebound performances.

### 2023 (LAS VEGAS)

- Won the WNBA Championship and earned WNBA Finals M'VP after averaging 21.3 ppg, 12.5 rpg and 1.3 bpg in the Finals.
- Grabbed a league Finals-record 16 defensive rebounds in Game 4.
- Scored 30 or more points in a WNBA playoff record 3-straight games (38 points vs Chicago in Game 1 of the First Round, 34 points vs Dallas in Game 2 of the Semifinals and 30 points vs Dallas in Game 3) WNBA and Associated Press Defensive Player of the Year and WNBA All-Defensive First Team.
- WNBA All-Star leading vote-getter.
- 3-time Western Conference Player of the Month.
- 5-time Western Conference Player of the Week.
- Scored 30 or more points 9 times, 6 in the regular season and 3 in the playoffs.
- Tied a then-franchise scoring record with 40 points vs. the Mystics on Aug. 11; rewrote the record with a WNBA record-tying 53 points on Aug. 22 at Atlanta.

### 2022 (LAS VEGAS)

- Named WNBA MVP for 2nd time (7th player with multiple MVPs).

### 2020 (LAS VEGAS)

- Named WNBA MVP (5th youngest in history)

### 2019 (LAS VEGAS)

- Led or tied for the team lead in scoring on 11 occasions, in rebounding on 9 occasions, and in assists 1 time.
- Reached double figures in scoring on 23 occasions and in rebounding on 3 occasions.
- Missed 8 games due to injury (ankle).

### 2018 (LAS VEGAS)

- Scored the second most points by a rookie (35) in franchise history at Indiana on June 12.

### PERSONAL

- Authored the New York Times bestselling book "Dear Black Girls: How to Be True to You."
- Announced her Nike signature shoe, the A'ONE, on May 11, 2024, in South Carolina.
- Named to the TIME 100 as one of the 100 most influential people of 2024.
- Enjoys eating Chipotle and Chik-fil-A
- Father, Roscoe, played professional basketball internationally for 10 years.
- Is dyslexic.
- Is a member of the WNBA and WNBPA Social Justice Council.
- First WNBA player to partner with Mountain Dew.

### GO TO A'JA WILSON'S COMPLETE BIO ONLINE

- **Online bio** includes items such as expanded WNBA statistics, more notes, college, international and USA Basketball statistics, and more!

### RECORD WITHOUT

Year	Games Missed	Record With	Record Without
2018	0	14-19	0-0
2019	8	15-11	6-2
2020	0	18- 4	0-0
2021	0	24- 8	0-0
2022	0	26-10	0-0
2023	0	34- 6	0-0
2024	0	5- 2	0-0
<b>Totals</b>	<b>8</b>	<b>136-60</b>	<b>6-2</b>

A'JA WILSON • NO. 22

WNBA RANKINGS										2024 REGULAR SEASON HIGHS				
	PPG	RPG	APG	SPG	BPG	MPG	FG%	3G%	FT%	PTS	36	@	Dallas	June 5
2018	3rd	6th	---	---	6th	16th	24th	---	---	REBS	15	2x,	Last @ Minnesota	May 29
2019	7th	17th	---	---	4th	---	---	---	---	ASTS	5		Phoenix	May 14
2020	2nd	6th	---	24th	1st	10th	21st	---	---	STLS	6	@	Dallas	June 5
2021	6th	8th	21st	---	11th	10th	21st	---	10th	BLKS	4	2x,	Last @ Atlanta	May 31
2022	5th	2nd	---	12th	1st	19th	12th	16th	---	MINS	35:12	@	Atlanta	May 31
2023	3rd	2nd	---	10th	1st	23rd	3rd	---	30th	CAREER REGULAR SEASON HIGHS				
2024	1st	1st	29th	5th	2nd	15th	11th	---	27th	PTS	53	@	Atlanta	Aug. 22, 2023
										REBS	16	4x,	Last vs. Seattle	June 29, 2022
										ASTS	8	2x,	Last @ Dallas	July 11, 2021
										STLS	6	@	Dallas	June 5, 2024
										BLKS	7	2x,	Last @ Atlanta	Sept. 5, 2019
										MINS	43	@	Minnesota	June 25, 2021

SEASON HIGHS													
	PTS	REBS	ASTS	STLS	BLKS	MIN	FGM	FGA	3PM	3PA	FTM	FTA	
2018	35	16	8	3	7	39:32	16	24	0	0	14	18	
2019	39	12	5	3	7	40:52	14	20	0	1	11	14	
2020	31	16	4	4	5	38:52	11	21	0	0	12	12	
2021	30	15	8	4	3	43:18	10	24	1	1	12	12	
2022	35	16	5	4	5	37:56	13	24	3	5	13	15	
2023	53	15	5	5	6	36:27	17	25	1	3	20	21	
2024	36	15	5	6	4	35:12	15	27	1	2	10	11	

MILESTONES REACHED				UPCOMING MILESTONES			
Mark	Opponent	Date	Game #	Mark	Category	Current	Needs
1st Point	@ Connecticut	5/20/2018	1	4,000	Points	3,956	44
1,000th Point	Phoenix	8/20/2019	53	2,000	Rebounds	1,724	276
2,000th Point	Washington	8/17/2021	104	400	Blocked Shots	361	39
3,000th Point	@ Connecticut	6/8/2023	157				
1,000th Rebound	@ Chicago	5/28/2022	122				
200th Steal	Phoenix	9/10/2023	189				
400th Assist	Washington	8/31/2023	186				

10+ REBOUNDS & ASSISTS GAMES					10+ POINT GAMES				
YEAR	REB 10+	ASTS 10+	DUB-DUBS		YEAR	10+	20+	30+	40+
			PT/REB	PT/AST					50+
2018	10	0	10	0	2018	33	18	3	0
2019	3	0	3	0	2019	23	7	1	0
2020	7	0	7	0	2020	22	15	1	0
2021	17	0	17	0	2021	30	14	1	0
2022	17	0	17	0	2022	34	20	1	0
2023	23	0	22	0	2023	37	28	6	2
2024	6	0	6	0	2024	7	7	2	0
Totals	82	0	81	0	Totals	186	109	15	2

CAREER REGULAR SEASON STATISTICS																												
YEAR	TM	G	GS	MP	FG	FGA	FG%	3P	3PA	3P%	2P	2PA	2P%	eFG%	FT	FTA	FT%	OR	DR	REB	RPG	A	S	B	TO	PF	PTS	PPG
2018 *	LVA	33	33	1010	245	530	.462	0	0	----	245	530	.462	.462	192	248	.774	66	198	264	8.0	74	27	55	46	68	682	20.7
2019 *	LVA	26	25	739	158	330	.479	0	1	.000	158	329	.480	.479	114	144	.792	42	125	167	6.4	47	13	45	56	52	430	16.5
2020	LVA	22	22	697	166	346	.480	0	0	----	166	346	.480	.480	118	151	.781	34	154	188	8.5	45	27	44	35	49	450	20.5
2021 *	LVA	32	32	1021	207	466	.444	1	1	1.000	206	465	.443	.445	169	193	.876	63	235	298	9.3	98	28	40	46	49	584	18.3
2022 *	LVA	36	36	1080	260	519	.501	31	83	.373	229	436	.525	.531	152	187	.813	66	273	339	9.4	75	52	70	61	76	703	19.5
2023 *	LVA	40	40	1228	335	601	.557	9	29	.310	326	572	.570	.565	233	287	.812	82	298	380	9.5	64	55	89	62	85	912	22.8
2024	LVA	7	7	230	77	150	.513	3	9	.333	74	141	.525	.523	38	47	.809	19	68	87	12.4	18	14	18	10	13	195	27.9
Career		196	195	6006	1448	2942	.492	44	123	.358	1404	2819	.498	.500	1016	1257	.808	373	1351	1724	8.8	421	217	361	317	392	3956	20.2





## JACKIE YOUNG • No. 0

Guard • 5-11 • Notre Dame '19 • 6th Year

### WNBA CAREER HIGHLIGHTS

- 2022 & 2023 WNBA Championship
- 2022 WNBA Most Improved Player Award Winner
- 2023 All-WNBA Second Team
- 2023 & 2022 WNBA All-Star
- 1-time Western Conference Player of the Week

### INTERNATIONAL CAREER (USA)

- 2020 Olympic gold medalist (3x3)
- Helped the USA finish first at the 2024 Olympic Qualifying Tournament in Belgium.

### 2024 (LAS VEGAS)

- Notched a career-first points/assists double-double with 22 points and 11 assists against LA on May 18.

### 2023 (LAS VEGAS)

- Won WNBA Championship
- All-Star Game starter
- Named All-WNBA & Associated Press All-League Second Team
- Scored a career-high 30 points (12-18 FGs, 4-7 3pt FGs, 2-4 FTs) at LA on May 25
- Scored 20 or more points in 15 games
- Had 1 double-double with 24 points and 10 rebounds vs Chicago on Aug. 24

### 2022 (LAS VEGAS)

- Won WNBA Championship
- Named WNBA Most Improved Player
- Named WNBA Western Conference Player of the Week for games played May 16-22
- Scored in double figures in 30 of 34 games, including 11 games of 20 or more, and a season-high 26 vs. Connecticut on June 2

### 2021 (LAS VEGAS)

- Scored a career-high 29 points vs. Minnesota on Sept. 8
- Her 14 made field goals on September 8 vs. Minnesota were tied for the most in the league this year, and are the most by a WNBA player since the 2018 season
- Handed out a season-high 6 assists vs. Atlanta on July 4
- Picked up a season-high 4 steals vs. Dallas on Sept. 13.

### 2019 (LAS VEGAS)

- Became the second Notre Dame player to be drafted No. 1 overall (Jewell Loyd)
- Became the third junior to be drafted No. 1 overall (Candace Parker, Tennessee, 2008; Jewell Loyd, Notre Dame, 2015)
- Handed out a career-high 10 assists on 2 occasions—vs. Phoenix on August 20, and vs. Indiana on June 29.
- Recorded her first career double-double vs. Phoenix on August 20, handing out 10 assists and grabbing 10 rebounds. She narrowly missed a triple-double, scoring 8 points.
- Averaged 8.3 points, and 4.9 assists, while connecting on 38.9% of her 3-pointers, and 88.1% from the free throw line after the All-Star Break (14 regular season games).

### COLLEGIATE CAREER

- 2018 NCAA Champion
- 2019 AP All-America honorable mention
- 2019 ACC Tournament MVP
- 2019 All-ACC second team
- 2017 ACC All-Freshman Team
- Hit the game-tying jumper with 45 seconds remaining in the 2018 national championship game vs Mississippi State, knotting the score at 58-all. Also secured the steal with three seconds left that set-up Arike Ogunbowale's game-winning shot.

### HIGH SCHOOL CAREER

- 2016 Naismith Player of the Year
- 2016 Indiana's Miss Basketball

### PERSONAL

- Hails from Princeton, Indiana
- Has played professionally in the offseason in Australia, Israel and Turkey.

### GO TO JACKIE YOUNG'S COMPLETE BIO ONLINE

- Online bio includes items such as expanded WNBA statistics, more notes, college, international and USA Basketball statistics, and more!

### RECORD WITHOUT

Year	Games Missed	Record With	Record Without
2019	0	21-13	0-0
2020	0	18- 4	0-0
2021	0	24- 8	0-0
2022	2	24-10	2-0
2023	0	34- 6	0-0
2024	0	5- 2	0-0
<b>Totals</b>	<b>2</b>	<b>126-43</b>	<b>2-0</b>

JACKIE YOUNG • No. 0

WNBA RANKINGS										2023 REGULAR SEASON HIGHS				
	PPG	RPG	APG	SPG	BPG	MPG	FG%	3G%	FT%	PTS	23	2x,	Last vs. Phoenix	May 21
2019	---	---	---	---	---	---	---	---	---	REBS	8		Phoenix	May 21
2020	---	---	23rd	---	---	---	16th	---	---	ASTS	11		Los Angeles	May 18
2021	25th	---	18th	23rd	---	11th	11th	---	21st	STLS	3		Phoenix	May 14
2022	12th	---	14th	13th	---	3rd	22nd	3rd	13th	BLKS	2		Phoenix	May 14
2023	11th	---	15th	14th	---	18th	7th	2nd	16th	MINS	40:00		Phoenix	May 21
2024	6th	21st	2nd	30th	---	4th	---	26th	15th	CAREER REGULAR SEASON HIGHS				
										PTS	30	@	Los Angeles	May 25, 2023
										REBS	11	@	Seattle	May 18, 2021
										ASTS	11		Los Angeles	May 18, 2024
										STLS	4	5x,	Last vs. Los Angeles	Aug. 19, 2023
										BLKS	2	5x,	Last vs. Phoenix	May 14, 2024
										MINS	41		Washington	June 25, 2022

SEASON HIGHS													
	PTS	REBS	ASTS	STLS	BLKS	MIN	FGM	FGA	3PM	3PA	FTM	FTA	
2019	17	10	10	3	2	35:08	5	14	2	3	9	12	
2020	20	7	9	4	1	32:42	8	15	1	2	5	6	
2021	29	11	6	4	2	40:27	14	19	1	3	10	10	
2022	26	9	9	3	2	41:21	9	19	4	7	8	8	
2023	30	10	8	4	1	37:31	12	21	5	9	8	9	
2024	23	8	11	3	2	40:00	10	19	4	9	9	10	

MILESTONES REACHED				UPCOMING MILESTONES			
Mark	Opponent	Date	Game #	Mark	Category	Current	Needs
1st Point	Los Angeles	5/26/2019	1	2,500	Points	2245	255
1,000th Point	Los Angeles	5/23/2022	96	700	Rebounds	683	17
2,000th Point	Chicago	8/24/2023	156	200	Steals	186	14
500th Assist	New York	6/29/2023	137				
600th Assist	Phoenix	9/8/2023	161				
600th Rebound	Atlanta	8/13/2023	152				

10+ REBOUNDS & ASSISTS GAMES						10+ POINT GAMES			
	REB	ASTS	DUB-DUBS			SCORING			
YEAR	10+	10+	PT/REB	PT/AST	REB/AST	YEAR	10+	20+	30+
2019	1	1	0	0	1	2019	7	0	0
2020	0	0	0	0	0	2020	12	2	0
2021	2	0	2	0	0	2021	21	4	0
2022	0	0	0	0	0	2022	30	11	0
2023	1	0	1	0	0	2023	37	15	1
2024	0	2	0	2	0	2024	7	4	0
Totals	4	2	3	2	1	Totals	114	36	1

CAREER REGULAR SEASON STATISTICS																												
YEAR	TM	G	GS	MP	FG	FGA	FG%	3P	3PA	3P%	2P	2PA	2P%	eFG%	FT	FTA	FT%	OR	DR	REB	RPG	A	S	B	TO	PF	PTS	PPG
2019	LVA	34	34	767	76	236	.322	14	44	.318	62	192	.323	.352	59	73	.808	23	88	111	3.3	153	26	12	53	47	225	6.6
2020	LVA	22	0	568	93	189	.492	3	13	.231	90	176	.511	.500	52	61	.852	18	77	95	4.3	67	15	2	35	39	241	11.0
2021	LVA	32	32	1018	155	307	.505	5	20	.250	150	287	.523	.513	75	90	.833	21	110	131	4.1	103	36	11	47	58	390	12.2
2022	LVA	34	34	1129	191	401	.476	50	116	.431	141	285	.495	.539	110	128	.859	43	105	148	4.4	132	48	8	43	81	542	15.9
2023	LVA	40	40	1259	249	476	.523	89	198	.449	160	278	.576	.617	117	135	.867	26	134	160	4.0	151	52	5	70	80	704	17.6
2024	LVA	7	7	254	48	111	.432	15	44	.341	33	67	.493	.500	32	37	.865	4	35	39	5.6	53	9	3	14	15	143	20.4
Career		169	147	4993	812	1719	.472	176	435	.405	636	1284	.495	.524	445	524	.849	134	549	683	4.0	659	186	41	262	320	2245	13.3



TWO-TIME WORLD CHAMPION LAS VEGAS ACES GAME NOTES (STATS & RANKINGS THROUGH 6/6/2024)

ACES 2024 GAME-BY-GAME STATS

REGULAR SEASON

GAME	W/L	MIN	PTS	FGM	FGA	FG%	3PM	3PA	3P%	FTM	FTA	FT%	ORB	DRB	REB	AT	TO	ST	BK	PF	+/-
6/05 - LVA @ DAL	W	40	95	34	70	48.6	9	28	32.1	18	20	90.0	8	25	33	20	14	10	5	18	14
5/31 - LVA @ ATL	L	40	74	25	69	36.2	6	21	28.6	18	20	90.0	3	31	34	18	12	6	5	25	-4
5/29 - LVA @ MIN	W	40	80	30	72	41.7	10	27	37.0	10	14	71.4	11	30	41	23	16	6	5	12	14
5/25 - LVA vs. IND	W	40	99	35	73	47.9	13	35	37.1	16	18	88.9	6	30	36	24	8	7	4	14	19
5/21 - LVA vs. PHO	L	40	88	33	78	42.3	11	31	35.5	11	15	73.3	7	32	39	22	9	5	4	18	-10
5/18 - LVA vs. LAS	W	40	89	31	73	42.5	13	31	41.9	14	16	87.5	10	24	34	23	12	10	4	14	7
5/14 - LVA vs. PHO	W	40	89	29	71	40.8	6	29	20.7	25	29	86.2	8	29	37	17	11	7	5	12	9

# TWO-TIME WORLD CHAMPION LAS VEGAS ACES GAME NOTES (STATS & RANKINGS THROUGH 6/6/2024)



## 2024 LAS VEGAS ACES REGULAR SEASON STATISTICS (5-2)

PLAYER	GP-GS	MIN	FGM-FGA	FG%	3-POINT		FTM-FTA	FT%	--- REBOUNDS ---					AST	PF-DQ	STL	TO	BLK	PTS/AVG
					FGM-FGA	FG%			OFF	DEF	TOT/AVG								
Wilson, A	7-7	230:21	77 - 150	51.3	3-9	33.3	38 - 47	80.9	19	68	87/12.4	18	13-0	14	10	18	195/27.9		
Young, J	7-7	254:20	48 - 111	43.2	15-44	34.1	32 - 37	86.5	4	35	39/5.6	53	15-0	9	14	3	143/20.4		
Plum, K	7-7	257:43	44 - 121	36.4	23-67	34.3	21 - 25	84.0	1	11	12/1.7	37	21-0	7	15	0	132/18.9		
Hayes, T	1-0	20:32	4 - 7	57.1	1-3	33.3	2 - 2	100	3	3	6/6.0	4	2-0	1	1	0	11/11.0		
Clark, A	7-7	224:26	20 - 40	50.0	12-30	40.0	6 - 7	85.7	7	29	36/5.1	11	19-0	12	17	1	58/8.3		
Martin, K	6-0	118:25	7 - 27	25.9	6-19	31.6	6 - 6	100	4	16	20/3.3	10	12-0	2	3	2	26/4.3		
Gustafson, M	7-0	70:11	8 - 23	34.8	2-13	15.4	4 - 4	100	5	9	14/2.0	1	13-0	3	3	0	22/3.1		
Stokes, K	7-7	167:53	5 - 15	33.3	4-10	40.0	3 - 4	75.0	10	28	38/5.4	8	14-0	1	7	8	17/2.4		
Colson, S	7-0	40:01	3 - 9	33.3	2-6	33.3	0 - 0	0.0	0	1	1/0.1	3	4-0	2	4	0	8/1.1		
Cannon, E	3-0	05:01	1 - 1	100	0-0	0.0	0 - 0	0.0	0	0	0/0.0	0	0-0	0	1	0	2/0.7		
Bell, K	1-0	07:12	0 - 0	0.0	0-0	0.0	0 - 0	0.0	0	1	1/1.0	0	0-0	0	0	0	0/0.0		
Fair, D	1-0	03:56	0 - 2	0.0	0-1	0.0	0 - 0	0.0	0	0	0/0.0	2	0-0	0	0	0	0/0.0		
Gray, C	0-0	0	0 - 0	0.0	0-0	0.0	0 - 0	0.0	0	0	0/0.0	0	0-0	0	0	0	0/0.0		
ACES	7	1400	217 - 506	42.9	68-202	33.7	112 - 132	84.8	53	201	311/44.4	147	113-0	51	82	32	614/87.7		
OPPONENTS	7	1400	204 - 490	41.6	67-175	38.3	90 - 112	80.4	50	207	306/43.7	133	125-0	46	98	34	565/80.7		

### ----- SINGLE GAME HIGHS -----

### ----- AVERAGE PER GAME -----

### ----- AVERAGE PER 48 MIN -----

PLAYER	MIN	REB	AST	STL	TO	BLK	PTS	MIN	REB	AST	STL	TO	BLK	PTS	REB	AST	STL	TO	BLK	PTS
Wilson, A	35:12	15	5	6	3	4	36	32.9	12.4	2.6	2.00	1.4	2.57	27.9	15.1	3.1	2.43	1.7	3.13	33.9
Young, J	40:00	8	11	3	5	2	23	36.3	5.6	7.6	1.29	2.0	0.43	20.4	6.1	8.3	1.42	2.2	0.47	22.5
Plum, K	39:09	3	7	3	5	0	27	36.8	1.7	5.3	1.00	2.1	0.00	18.9	1.9	5.7	1.09	2.3	0.00	20.5
Hayes, T	20:32	6	4	1	1	0	11	20.5	6.0	4.0	1.00	1.0	0.00	11.0	11.7	7.8	1.95	1.9	0.00	21.4
Clark, A	35:26	8	5	4	4	1	13	32.1	5.1	1.6	1.71	2.4	0.14	8.3	6.4	2.0	2.14	3.0	0.18	10.3
Martin, K	26:10	7	3	2	1	1	12	19.7	3.3	1.7	0.33	0.5	0.33	4.3	6.8	3.4	0.68	1.0	0.68	8.8
Gustafson, M	15:06	4	1	2	1	0	8	10.0	2.0	0.1	0.43	0.4	0.00	3.1	8.0	0.6	1.71	1.7	0.00	12.5
Stokes, K	27:32	8	3	1	3	3	11	24.0	5.4	1.1	0.14	1.0	1.14	2.4	9.1	1.9	0.24	1.7	1.91	4.1
Colson, S	11:49	1	2	1	1	0	6	5.7	0.1	0.4	0.29	0.6	0.00	1.1	1.0	3.0	2.00	4.0	0.00	8.0
Cannon, E	03:33	0	0	0	1	0	2	1.7	0.0	0.0	0.00	0.3	0.00	0.7	0.0	0.0	0.00	8.0	0.00	15.9
Bell, K	07:12	1	0	0	0	0	0	7.2	1.0	0.0	0.00	0.0	0.00	0.0	5.6	0.0	0.00	0.0	0.00	0.0
Fair, D	03:56	0	2	0	0	0	0	3.9	0.0	2.0	0.00	0.0	0.00	0.0	0.0	20.3	0.00	0.0	0.00	0.0
Gray, C	0	0	0	0	0	0	0	0.0	0.0	0.0	0.00	0.0	0.00	0.0	0.0	0.0	0.00	0.0	0.00	0.0

## 2024 SEATTLE STORM STATISTICS (6-3)

PLAYER	GP-GS	MIN	FGM-FGA	FG%	3-POINT		--- REBOUNDS ---					AST	PF-DQ	STL	TO	BLK	PTS/AVG
					FGM-FGA	FG%	FTM-FTA	FT%	OFF	DEF	TOT/AVG						
Loyd, J	9-9	308:08	55 - 162	34.0	14-44	31.8	49 - 54	90.7	12	44	56/6.2	35	19-1	15	23	0	173/19.2
Ogwumike, N	6-6	197:03	48 - 75	64.0	3-6	50.0	13 - 16	81.3	10	34	44/7.3	16	14-0	13	7	3	112/18.7
Diggins-Smith, S	9-9	281:25	48 - 122	39.3	8-30	26.7	28 - 35	80.0	6	14	20/2.2	53	25-0	12	32	9	132/14.7
Magbegor, E	9-9	285:57	45 - 90	50.0	7-18	38.9	33 - 37	89.2	24	54	78/8.7	17	30-0	11	19	27	130/14.4
Russell, M	9-3	174:59	22 - 34	64.7	0-0	0.0	6 - 13	46.2	5	28	33/3.7	8	15-0	8	9	1	50/5.6
Horston, J	9-0	172:26	23 - 52	44.2	2-10	20.0	2 - 3	66.7	13	31	44/4.9	11	16-0	16	16	6	50/5.6
Whitcomb, S	9-0	155:56	19 - 49	38.8	12-36	33.3	0 - 0	0.0	3	10	13/1.4	14	20-1	12	14	4	50/5.6
Vivians, V	9-9	179:19	15 - 40	37.5	8-20	40.0	5 - 6	83.3	9	28	37/4.1	13	17-0	5	11	2	43/4.8
Holmes, J	1-0	20:11	1 - 5	20.0	0-1	0.0	0 - 0	0.0	2	2	4/4.0	2	3-0	0	1	0	2/2.0
Williams, K	7-0	25:47	3 - 10	30.0	2-5	40.0	0 - 0	0.0	0	0	0/0.0	2	2-0	0	2	0	8/1.1
Fankam Mendjiadeu, D7-0	36:24	2 - 3	66.7	0-0	0.0	0.0	2 - 6	33.3	4	5	9/1.3	1	5-0	0	3	0	6/0.9
Mühl, N	4-0	12:26	0 - 2	0.0	0-2	0.0	0 - 0	0.0	1	3	4/1.0	0	4-0	0	1	0	0/0.0
STORM	9	1850	281 - 644	43.6	56-172	32.6	138 - 170	81.2	89	253	405/45	172	170-2	92	147	52	756/84
OPPONENTS	9	1850	254 - 625	40.6	63-205	30.7	133 - 162	82.1	78	241	391/43.4	172	155-1	81	161	43	704/78.2

### ----- SINGLE GAME HIGHS -----

### ----- AVERAGE PER GAME -----


### ----- AVERAGE PER 48 MIN -----

PLAYER	MIN	REB	AST	STL	TO	BLK	PTS	MIN	REB	AST	STL	TO	BLK	PTS	REB	AST	STL	TO	BLK	PTS
Loyd, J	38:29	11	6	3	5	0	32	34.2	6.2	3.9	1.67	2.6	0.00	19.2	7.3	4.5	1.95	3.0	0.00	22.5
Ogwumike, N	42:44	11	6	5	2	1	24	32.8	7.3	2.7	2.17	1.2	0.50	18.7	8.9	3.2	2.64	1.4	0.61	22.7
Diggins-Smith, S	40:58	5	9	3	7	3	22	31.3	2.2	5.9	1.33	3.6	1.00	14.7	2.8	7.5	1.71	4.5	1.28	18.8
Magbegor, E	42:22	14	5	3	5	5	21	31.8	8.7	1.9	1.22	2.1	3.00	14.4	10.9	2.4	1.54	2.7	3.78	18.2
Russell, M	33:52	7	3	3	3	1	8	19.4	3.7	0.9	0.89	1.0	0.11	5.6	7.5	1.8	1.83	2.1	0.23	11.4
Horston, J	36:13	11	3	4	5	4	12	19.2	4.9	1.2	1.78	1.8	0.67	5.6	10.2	2.6	3.71	3.7	1.39	11.6
Whitcomb, S	23:27	4	5	3	5	2	12	17.3	1.4	1.6	1.33	1.6	0.44	5.6	3.3	3.6	3.08	3.6	1.03	12.8
Vivians, V	26:56	7	3	2	4	1	10	19.9	4.1	1.4	0.56	1.2	0.22	4.8	8.3	2.9	1.12	2.5	0.45	9.6
Holmes, J	20:11	4	2	0	1	0	2	20.2	4.0	2.0	0.00	1.0	0.00	2.0	7.9	4.0	0.00	2.0	0.00	4.0
Williams, K	10:35	0	1	0	1	0	3	3.7	0.0	0.3	0.00	0.3	0.00	1.1	0.0	3.1	0.00	3.1	0.00	12.4
Fankam Mendjiadeu, D	11:37	4	1	0	2	0	4	5.2	1.3	0.1	0.00	0.4	0.00	0.9	9.9	1.1	0.00	3.3	0.00	6.6
Mühl, N	04:45	2	0	0	1	0	0	3.1	1.0	0.0	0.00	0.3	0.00	0.0	12.9	0.0	0.00	3.2	0.00	0.0

# LAS VEGAS ACES | MEDIA CHEAT SHEET



**KIERSTAN BELL**  
Guard | 6-1 | 176  
FGCU | 3rd Year



**EMMA CANNON**  
Forward | 6-2 | 190  
Florida Southern | 6th Year



**ALYSHA CLARK**  
Forward | 5-11 | 167  
Middle Tennessee | 12th Year



**SYDNEY COLSON**  
Guard | 5-8 | 140  
Texas A&M | 10th Year



**CHELSEA GRAY**  
Guard | 5-11 | 170  
Duke | 10th Year



**MEGAN GUSTAFSON**  
C | 6-4 | 195  
Iowa | 6th Year



**TIFFANY HAYES**  
G | 5-10 | 155  
Connecticut | 12th Year



**KATE MARTIN**  
Guard | 6-0 | 172  
Iowa | Rookie



**KELSEY PLUM**  
Guard | 5-8 | 145  
Washington | 7th Year



**KIAH STOKES**  
Center | 6-3 | 191  
Connecticut | 9th Year



**A'JA WILSON**  
Center | 6-4 | 195  
South Carolina | 7th Year



**JACKIE YOUNG**  
Guard | 6-0 | 165  
Notre Dame | 6th Year



**BECKY HAMMON**  
Head Coach



**NATALIE NAKASE**  
First Assistant Coach



**TYLER MARSH**  
Assistant Coach/Head of  
Player Development



**CHARLENE THOMAS-  
SWINSON**  
Assistant Coach



**CIARA BURGI**  
Director of Health and  
Performance



**JERRICA THOMAS**  
Lead Rehabilitation  
Specialist



**JEREMIAH WELCH**  
Performance Coach



**BRYSON CREER**  
Lead Athletic Trainer

## PRONUNCIATION GUIDE

- 1 Kierstan Bell
- 7 Alysha Clark
- 17 Megan Gustafson
- 41 Kiah Stokes
- 22 A'ja Wilson

Ciara Burgi  
Natalie Nakase

## PRO-NUN-C-A-SHUN GUYD

KEER-stin  
uh-LEE-sha  
GUST-uff-sun  
KEE-uh  
A-zhuh (like the continent, Asia)

c-AIR-uh BURR-ghee (like the Sierra mountains)  
nuh-KAH-say