



LAS VEGAS ACES (0-0) vs. PHOENIX MERCURY (0-0)

Tuesday, May 14, 2024 | Michelob ULTRA Arena | Las Vegas, NV

7 pm PT | TV: ESPN2

Game No. 1 | Home Game No. 1



SCHEDULE & RESULTS

Date	Opponent	TV	PT	
May (0-0)				
14	Phoenix	ESPN2	7 pm	
18	Los Angeles	ABC	12 pm	
21	Phoenix		7 pm	
25	Indiana	NBA TV	6 pm	
29	@ Minnesota	NBA TV	5 pm	
31	@ Atlanta	ION	4:30 pm	
June (0-0)				
5	@ Dallas (CC)	NBA TV	5 pm	
7	Seattle (CC)	ION	7 pm	
9	@ Los Angeles (CC)		7 pm	
11	Minnesota (CC)	NBA TV	7 pm	
13	@ Phoenix (CC)	Prime	7 pm	
15	New York	ABC	12 pm	
19	Seattle	NBA TV	7 pm	
21	Connecticut	ION	6:30 pm	
25	CC Championship Game			
27	@ Chicago	Prime	4 pm	
29	@ Washington	ESPN	11 am	
July (0-0)				
2	Indiana	ESPN	7 pm	
4	Washington	Prime	7 pm	
5	@ Los Angeles	ION	7 pm	
7	Dallas	ESPN	12 pm	
10	@ Seattle		12 pm	
12	@ Atlanta	ION	4:30 pm	
14	@ Washington	CBSSN	12 pm	
16	Chicago	Prime	7 pm	
19-20	All-Star Weekend (Phoenix)			
	Olympic Break			
August (0-0)				
17	New York	CBS	1 pm	
18	Los Angeles	NBA TV	12:30 pm	
21	Minnesota	ESPN	6 pm	
23	@ Minnesota	ION	6:30 pm	
25	@ Chicago	CBS	9 am	
27	@ Dallas	NBA TV	5 pm	
30	Atlanta	ION	7 pm	
September (0-0)				
1	@ Phoenix		6 pm	
3	\$ Chicago	NBA TV	7 pm	
6	@ Connecticut	ION	4:30 pm	
8	@ New York	ESPN	1 pm	
11	@ Indiana	NBA TV	4 pm	
13	@ Indiana	ION	4:30 pm	
15	Connecticut	CBSSN	3 pm	
17	@ Seattle	NBA TV	7 pm	
19	Dallas		6 pm	

\$ T-Mobile Arena

ACES MEDIA RELATIONS CONTACTS

John Maxwell, Vice President
JMaxwell@LasVegasAces.com
951-203-3208

Caroline Williams, Asst. Director
CWilliams@LasVegasAces.com
725-289-8896

HOLE CARDS

0



JACKIE YOUNG

F • 6-0 • 6th Year • Notre Dame '19

	MPG	PPG	RPG	APG	SPG	FG%	3P%	FT%
2023	31.5	17.6	4.0	3.8	1.3	.523	.449	.867
Career	29.3	13.0	4.0	3.7	1.1	.475	.412	.848

2023 HIGHS: PTS (30), REB (10), AST (8), STL (4), BLK (1), FGM (12), 3PM (5), FTM (8)

- ♦ 2x WNBA Champion
- ♦ 2x All-Star
- ♦ 2022 Most Improved
- ♦ 2023 All-WNBA 2nd
- ♦ 2019 All-Rookie
- ♦ 2020 Olympic gold (3x3)

22



A'JA WILSON

C • 6-4 • 7th Year • South Carolina '18

	MPG	PPG	RPG	APG	BPG	FG%	3P%	FT%
2023	30.7	22.8	9.5	1.6	2.2	.557	.310	.812
Career	30.6	19.9	8.7	2.1	1.8	.491	.360	.808

2023 HIGHS: PTS (53), REB (15), AST (5), STL (5), BLK (6), FGM (17), 3PM (1), FTM (20)

- ♦ 2x WNBA Champion
- ♦ 2x M'VP ♦ 2023 Finals M'VP
- ♦ 2x DPOY ♦ 5x All-Star
- ♦ 4x All-WNBA
- ♦ 2018 ROY & All-Rookie
- ♦ 2020 Olympic gold
- ♦ 2x World Cup gold
- ♦ 2022 World Cup M'VP

41



KIAH STOKES

C • 6-3 • 9th Year • Connecticut '15

	MPG	PPG	RPG	APG	SPG	FG%	3P%	FT%
2023	19.8	2.2	5.9	0.6	0.7	.434	.185	.500
Career	20.3	4.0	5.8	0.7	0.5	.507	.220	.677

2023 HIGHS: PTS (7), REB (17), AST (2), STL (3), BLK (4), FGM (3), 3PM (1), FTM (2)

- ♦ 2x WNBA Champion
- ♦ 2015 All-Defensive 2nd
- ♦ 2015 All-Rookie

10



KELSEY PLUM

G • 5-8 • 7th Year • Washington '17

	MPG	PPG	RPG	APG	SPG	FG%	3P%	FT%
2023	32.4	18.7	2.4	4.5	1.1	.475	.389	.912
Career	27.8	13.7	2.5	4.0	0.9	.435	.397	.886

2023 HIGHS: PTS (40), REB (6), AST (10), STL (5), BLK (0), FGM (14), 3PM (6), FTM (8)

- ♦ 2x WNBA Champion
- ♦ 2022 All-WNBA 1st
- ♦ 2x All-Star, 2022 MVP
- ♦ 2021 6th POY
- ♦ 2020 Olympic gold (3x3)
- ♦ 2x Word Cup gold

51



SYDNEY COLSON

G • 5-8 • 10th Year • Texas A&M '11

	MPG	PPG	RPG	APG	SPG	FG%	3P%	FT%
2023	4.8	1.3	0.4	0.8	0.3	.444	.375	.833
Career	10.9	2.9	0.8	1.7	0.6	.403	.309	.780

2023 HIGHS: PTS (6), REB (4), AST (3), STL (2), BLK (1), FGM (2), 3PM (2), FTM (2)

- ♦ 2x WNBA Champion

THE TURN (2023 STATS OR PRESEASON GAME STATS FOR ROOKIES)

NO	NAME	POS	HGT	YR	MIN	PTS	REB	AST	FG%	3P%	FT%
1	Kierstan Bell	F	6-1	3rd	11.8	3.7	1.6	0.5	.346	.244	.600
32	Emma Cannon	F	6-2	6th	10.5	5.8	3.1	0.5	.455	.382	.909
7	Alysha Clark	F	5-11	12th	22.5	6.7	3.4	1.1	.444	.386	.818
2	Dyaisha Fair	G	5-5	R	10.0	5.0	1.0	2.0	.500	.500	---
17	Megan Gustafson	C	6-4	6th	15.1	7.9	3.9	0.7	.526	.349	.806
20	Kate Martin	G	6-0	R	10.0	5.0	0.0	2.0	1.000	1.000	1.000
OUT (lower left leg, as of 5/13/2023)											
12	Chelsea Gray	G	5-11	10th	32.2	15.3	4.0	7.3	.490	.421	.897

SERIES HISTORY (REG SEAS & PLAYOFFS)

Overall: Aces trail 45-53

At Home: Aces lead 26-23

On the Road: Aces trail 19-30

Current streak: Las Vegas, won last 9

Becky Hammon vs. Phoenix: 9-0

Last 10: Aces lead 9-1.

Last Meeting: Aces won 100-85 on Sept. 10, 2023, at T-Mobile Arena in front of a sellout crowd of 17,406.

NEXT UP

The Aces remain at home for a May 18 clash in a nationally televised game on ABC against Los Angeles (0-0). Tip-off in Michelob Ultra Arena is at 12 pm PT.

PENDING MILESTONS

- 1st Point: Dyaisha Fair, Kate Martin
- 600th Point: Emma Cannon (598)
- 500th Assist: Alysha Clark (493)
- 1,500th Assist: Chelsea Gray (1,499)

CONGRATULATIONS!

If you are reading this, it means that you have made the wise decision to cover a WNBA game featuring the defending WNBA Champion Las Vegas Aces. Odds are, you a member of one of the most prestigious media outlets in the nation, and a talented print, radio or television personality.

Regardless of how these Game Notes came into your possession, welcome to year 7 of the Las Vegas Aces—our first as the two-time defending WNBA Champs.

These Game Notes are designed to simplify your coverage of the Aces, but in a society that now likes to communicate in 140 ~~280~~ characters or less and 30-second Tik Tok videos, even a modest-sized set of Game Notes like this one can be intimidating.

Over the rest of this page, we will walk you through the complexities of this document to further enhance your ability to cover the most entertaining team in the WNBA.

Before we begin, we want you to know that we've gone interactive with notes again this year. Embedded links will take you to the interweb page that contains more information on each note or tidbit of information. [Click through to your heart's content!](#)

So let's get started. These notes are divided into 3 primary sections: Season Notes, Individual Player Profiles and Statistics.

Statistics

Let's take these items in reverse order. If all you need are our season statistics, just flip to the end of these notes. Both teams' stats are always located on the second to last page.

There is also a separate statistical packet in a different document with more detailed information about both teams.

What about box scores? Some folks like to see the box score from the previous games in Game Notes, while some folks like to peruse all of that season's box scores. Some like to see the box scores from previous meetings between the two teams playing today.

Given all these possibilities, with the exception of 2024 games between the two teams playing today, we have decided not to include any box scores ~~because we are lazy~~ in an effort to rid the planet of unnecessary paper waste. [All WNBA box scores \(PDFs\) are located online and can be downloaded here.](#)

Additional Notes

Notes you've seen plenty of times, are still important, but not enough to take up prime real estate in the front of the game notes.

Individual Player Profiles

Each player on the roster has at least one page of info in this doc.

Included in these are ...

- Notes from the 2024 season
- Career highlights
- Streaks that paint a statistical picture of the player's most recent efforts.
- Single-season and career highs.
- Career Stats
- Links to a more robust bio online

Additional information is available on each player's online biography, linked from various spots in the notes, including the front page, but these should give you what you need to cover the game.

Season Notes

This area is divided into 3 primary sections.

As the season progresses, the first notes will be super-specific to this year's team and players, and should tell the story of the season, essentially answering the question, "Why do the Aces have the record they have?"

TABLE OF CONTENTS

1	Schedule/Results, Media Relations Contacts, Quick Hits
2	Welcome!
3	Aces Roster & Pronunciation Guide
4-5Aces History vs Today's Opponent (2023 stats vs opponent & all-time scores)
6-20Season Notes
21-22Head Coach Becky Hammon
23-352024 Aces Player Bios
362023 Aces Game-by-Game Team Statistics
37Aces & Mercury 2023 Cumulative Statistics
OBCMedia Cheat Sheet Roster

The second section contains interesting milestones or tidbits about this year's team or individuals.

The third section includes information from recent seasons that might (in theory) still have relevance to this year's team.

Today's Opponent

These pages let you know how the Aces have performed historically against today's opponent.

Frequently Asked Question

"I have found several typos in this document. Would you like to know about them?"

Yes, we would, but you should know that there are many people in the world who are not happy unless they find fault in the work of others. In an effort to boost their self-confidence, we have intentionally sprinkled several typos in this document to assist them, so we may already be aware of the typos of which you speak.

Epilogue

If you have any additional questions, please don't hesitate to reach out to the Aces Media Relations duo listed on Page 1.

Thanks again for your interest in covering the Las Vegas Aces.

Your dedicated media relations team,

Gigg and Caroline

LOCAL WATCH PARTIES

The Aces will feature on 21 local broadcasts this season--FOX5 KVUU will carry a five-game slate of Aces games, and SSEN will broadcast 21 games, including the five being carried by FOX5. SSEN is available over the air on digital channel 5.2, cable channel 125, YouTube TV and FubuTV.

May 21	Phoenix	7:00 pm PT	SSEN
May 25	Indiana	6:00 pm PT	SSEN
May 29	@ Minnesota	5:00 pm PT	FOX5/SSEN
June 5	@ Dallas (CC)	5:00 pm PT	FOX5/SSEN
June 9	@ Los Angeles (CC)	6:00 pm PT	SSEN
June 11	Minnesota (CC)	7:00 pm PT	SSEN
June 13	@ Phoenix (CC)	7:00 pm PT	SSEN
June 19	Seattle	7:00 pm PT	SSEN
June 27	@ Chicago	4:00 pm PT	SSEN
July 4	Washington	7:00 pm PT	SSEN
July 1	@ Seattle	12:00 pm PT	SSEN
July 14	@ Washington	12:00 pm PT	SSEN
July 16	Chicago	7:00 pm PT	SSEN
Aug. 18	Los Angeles	3:00 pm PT	FOX5/SSEN
Aug. 27	@ Dallas	5:00 pm PT	FOX5/SSEN
Sept. 1	@ Phoenix	1:00 pm PT	SSEN
Sept. 3	\$ Chicago	7:00 pm PT	SSEN
Sept. 11	@ Indiana	4:00 pm PT	FOX5/SSEN
Sept. 15	Connecticut	3:00 pm PT	SSEN
Sept. 17	@ Seattle	7:00 pm PT	SSEN
Sept. 19	Dallas	6:00 pm PT	SSEN

\$ Played at T-Mobile Arena

2024 LAS VEGAS ACES • ALPHABETICAL ROSTER

NO	NAME	POS	HGT	WGT	DOB	YEAR	COLLEGE/COUNTRY	HOMETOWN
1	Kierstan Bell	F	6-1	176	03/16/2000	3rd	Florida Gulf Coast	Alliance, OH
32	Emma Cannon	F	6-2	190	06/01/1989	6th	Florida Southern	Rochester, NY
7	Alysha Clark	F	5-11	167	07/07/1987	12th	Middle Tennessee	Mount Juliet, TN
51	Sydney Colson	G	5-8	140	08/06/1989	10th	Texas A&M	Houston, TX
12	Chelsea Gray	G	5-11	170	08/08/1992	10th	Duke	Manteca, CA
2	Dyaisha Fair	G	5-5	130	08/07/2001	R	Syracuse	Rochester, NY
17	Megan Gustafson	C	6-4	195	12/13/1996	6th	Iowa	Port Wing, WI
20	Kate Martin	G	6-0	172	06/05/2000	R	Iowa	Edwardsville, IL
10	Kelsey Plum	G	5-8	145	08/24/1994	7th	Washington	San Diego, CA
41	Kiah Stokes	C	6-3	191	03/30/1993	9th	Connecticut	Cedar Rapids, IA
22	A'ja Wilson	C	6-4	195	08/08/1996	7th	South Carolina	Hopkins, SC
0	Jackie Young	G	6-0	165	09/16/1997	6th	Notre Dame	Princeton, IN

2024 LAS VEGAS ACES • NUMERICAL ROSTER

NO	NAME	POS	HGT	WGT	DOB	YEAR	COLLEGE/COUNTRY	HOMETOWN
0	Jackie Young	G	6-0	165	09/16/1997	6th	Notre Dame	Princeton, IN
1	Kierstan Bell	F	6-1	176	03/16/2000	3rd	Florida Gulf Coast	Alliance, OH
2	Dyaisha Fair	G	5-5	130	08/07/2001	R	Syracuse	Rochester, NY
7	Alysha Clark	F	5-11	167	07/07/1987	12th	Middle Tennessee	Mount Juliet, TN
10	Kelsey Plum	G	5-8	145	08/24/1994	7th	Washington	San Diego, CA
12	Chelsea Gray	G	5-11	170	08/08/1992	10th	Duke	Manteca, CA
17	Megan Gustafson	C	6-4	195	12/13/1996	6th	Iowa	Port Wing, WI
20	Kate Martin	G	6-0	172	06/05/2000	R	Iowa	Edwardsville, IL
22	A'ja Wilson	C	6-4	195	08/08/1996	7th	South Carolina	Hopkins, SC
32	Emma Cannon	F	6-2	190	06/01/1989	6th	Florida Southern	Rochester, NY
41	Kiah Stokes	C	6-3	191	03/30/1993	9th	Connecticut	Cedar Rapids, IA
51	Sydney Colson	G	5-8	140	08/06/1989	10th	Texas A&M	Houston, TX

Head Coach	Becky Hammon
First Assistant Coach	Natalie Nakase
Asst. Coach/Head of Player Development	Tyler Marsh
Assistant Coach	Charlene Thomas-Swinson
Medical Director	Laura Ramus
Director of Health and Performance	Ciara Burgi
Lead Rehabilitation Specialist	Jerrica Thomas
Performance Coach	Jeremiah Welch
Lead Athletic Trainer	Bryson Creer

PRONUNCIATION GUIDE

1	Kierstan Bell	KEER-stin
2	Dyaisha Fair	DEE-A-zhua (like the continent, Asia)
7	Alysha Clark	uh-LEE-sha
17	Megan Gustafson	GUST-uff-sohn
41	Kiah Stokes	KEE-uh
22	A'ja Wilson	A-zhuh (like the continent, Asia)

Ciara Burgi	SEA-ah-rah BURR-ghee
Natalie Nakase	nuh-KAH-say

ACES VS MERCURY ALL-TIME RESULTS



Regular Season History

Overall 45-53
Home 26-23
Road 19-30
Overtime 2-3

Playoff History

Overall 5-9
Home 4-4
Road 1-5
Overtime 0-0
Series 1-4

Overall History

Overall 50-62
Home 30-27
Road 20-35
Overtime 2-3

Streaks (incl playoffs)

Overall W 9
Home W 6
Road W 4
Overtime W 1

Date	H/A	Opponent	W/L	LV	PHO
July 3, 1997		Phoenix	L 1	55	77
July 12, 1997		Phoenix	W 1	52	51
Aug. 6, 1997	@	Phoenix	L 1	46	78
Aug. 17, 1997	@	Phoenix	L 2 (OT)	63	71
June 26, 1998	@	Phoenix	L 3	63	98
July 27, 1998		Phoenix	W 1	90	80
Aug. 8, 1998	@	Phoenix	L 1	62	68
Aug. 17, 1998		Phoenix	L 2	64	75
July 12, 1999		Phoenix	L 3	66	80
July 27, 1999	@	Phoenix	L 4	73	86
Aug. 13, 1999		Phoenix	W 1	67	64
Aug. 20, 1999	@	Phoenix	W 2	70	62
June 6, 2000		Phoenix	W 3	76	61
July 14, 2000		Phoenix	W 4	87	84
July 19, 2000	@	Phoenix	L 1	76	86
May 30, 2001	@	Phoenix	W 1	81	62
July 21, 2001	@	Phoenix	L 1	50	59
Aug. 10, 2001		Phoenix	W 1	69	57
June 1, 2002	@	Phoenix	L 1	66	71
July 13, 2002		Phoenix	W 1	75	66
July 26, 2002		Phoenix	W 2	74	61
May 28, 2003	@	Phoenix	L 1	50	51
June 5, 2003		Phoenix	W 1	70	55
July 5, 2003		Phoenix	W 2	81	70
Aug. 22, 2003	@	Phoenix	L 1	62	89
June 26, 2004	@	Phoenix	W 1 (OT)	80	72
June 29, 2004		Phoenix	L 1	65	77
July 21, 2004	@	Phoenix	L 2	55	87
July 30, 2004		Phoenix	L 3	59	68
June 15, 2005	@	Phoenix	L 4	62	76
July 5, 2005		Phoenix	L 5	69	76
July 23, 2005		Phoenix	L 6	49	66
Aug. 19, 2005	@	Phoenix	L 7	57	91
May 31, 2006	@	Phoenix	W 1	82	76
July 28, 2006		Phoenix	W 2	98	96
Aug. 12, 2006		Phoenix	L 1	93	95
May 19, 2007	@	Phoenix	L 2	72	81
May 31, 2007		Phoenix	L 3	85	97
July 11, 2007	@	Phoenix	W 1	87	77
Aug. 2, 2007		Phoenix	L 1	79	84
Aug. 30, 2007		Phoenix	L 2	100	102
Sept. 1, 2007	@	Phoenix	L 3	92	98
May 20, 2008		Phoenix	W 1	81	76
July 15, 2008	@	Phoenix	W 2	97	87
Aug. 28, 2008	@	Phoenix	W 3	77	55

Date	H/A	Opponent	W/L	LV	PHO
June 6, 2009	@	Phoenix	L 1	79	90
June 23, 2009		Phoenix	W 1	91	87
Aug. 13, 2009	@	Phoenix	L 1	83	95
Aug. 15, 2009		Phoenix	W 1	106	89
Sept. 17, 2009		Phoenix	W 2	92	91
Sept. 19, 2009	@	Phoenix	L 1	78	106
Sept. 21, 2009	@	Phoenix	L 2	92	100
June 18, 2010	@	Phoenix	W 1	108	105
Aug. 3, 2010		Phoenix	L 1	92	103
Aug. 6, 2010	@	Phoenix	L 2	87	103
Aug. 22, 2010		Phoenix	W 1	83	82
Aug. 26, 2010	@	Phoenix	L 1	93	106
Aug. 28, 2010		Phoenix	L 2	73	92
June 17, 2011	@	Phoenix	W 1	101	99
June 21, 2011		Phoenix	L 1	98	105
July 28, 2011		Phoenix	W 1	102	91
Aug. 20, 2011	@	Phoenix	L 1	81	87
Sept. 1, 2011		Phoenix	W 1	86	68
June 1, 2012		Phoenix	W 2	85	66
July 3, 2012		Phoenix	W 3	82	81
Aug. 19, 2012	@	Phoenix	W 4	89	47
Sept. 1, 2012	@	Phoenix	L 1	90	94
June 25, 2013		Phoenix	L 2	77	83
July 10, 2013	@	Phoenix	W 1	88	80
Aug. 17, 2013		Phoenix	W 2	88	82
Sept. 6, 2013	@	Phoenix	L 1	80	83
Sept. 13, 2013	@	Phoenix	L 2	61	82
May 23, 2014	@	Phoenix	W 1	78	74
June 7, 2014		Phoenix	L 1 (OT)	79	91
July 13, 2014	@	Phoenix	L 2	61	90
Aug. 7, 2014		Phoenix	L 3 (OT)	73	78
June 5, 2015	@	Phoenix	L 4	71	76
June 25, 2015		Phoenix	W 1	76	71
June 30, 2015	@	Phoenix	L 1	78	85
Sept. 5, 2015		Phoenix	L 2	52	82
June 9, 2016	@	Phoenix	L 3	75	90
July 16, 2016	@	Phoenix	L 4	64	83
Sept. 18, 2016		Phoenix	L 5	65	81
May 19, 2017		Phoenix	L 6	72	78
July 7, 2017		Phoenix	L 7	77	92
July 30, 2017	@	Phoenix	L 8	64	81
June 10, 2018	@	Phoenix	L 9	66	72
June 17, 2018		Phoenix	L 10	80	92
July 19, 2018	@	Phoenix	W 1	85	82
Aug. 1, 2018		Phoenix	L 1	93	104
May 31, 2019	@	Phoenix	L 2	84	86
Aug. 20, 2019		Phoenix	W 1 (OT)	84	79
Sept. 8, 2019	@	Phoenix	W 2	98	89

Continued on page 5

ACES VS MERCURY HEAD-TO-HEAD STATISTICS (2023)

ACES VS. MERCURY, 2023

PLAYER	GP-GS	MIN	FGM-FGA	FG%	3-POINT		FTM-FTA	FT%	--- REBOUNDS ---			AST	PF-DQ	STL	TO	BLK	PTS/AVG
					FGM-FGA	FG%			OFF	DEF	TOT/AVG						
Wilson, A	4-4	111:27	42 - 61	68.9	1-2	50.0	21 - 30	70.0	6	31	37/9.3	3	6-0	7	5	10	106/26.5
Plum, K	4-4	125:39	30 - 59	50.8	12-30	40.0	14 - 14	100	1	11	12/3.0	18	7-0	6	6	0	86/21.5
Gray, C	4-4	124:23	25 - 40	62.5	10-16	62.5	7 - 10	70.0	1	13	14/3.5	39	1-0	3	5	2	67/16.8
Young, J	4-4	111:57	26 - 42	61.9	9-17	52.9	5 - 9	55.6	0	11	11/2.8	19	8-0	1	4	0	66/16.5
Parker, C	1-1	23:17	4 - 6	66.7	0-2	0.0	0 - 0	0.0	4	2	6/6.0	6	2-0	1	1	1	8/8.0
Clark, A	4-0	89:20	5 - 17	29.4	2-11	18.2	2 - 2	100	1	13	14/3.5	7	11-0	2	2	1	14/3.5
Bell, K	4-0	48:38	5 - 23	21.7	2-11	18.2	1 - 2	50.0	4	5	9/2.3	2	8-0	1	3	0	13/3.3
George, C	4-0	51:08	5 - 17	29.4	2-11	18.2	0 - 0	0.0	2	12	14/3.5	2	1-0	1	2	1	12/3.0
Stokes, K	4-3	80:45	4 - 7	57.1	1-2	50.0	2 - 2	100	2	12	14/3.5	3	7-0	2	1	0	11/2.8
Colson, S	4-0	29:40	1 - 5	20.0	1-4	25.0	5 - 6	83.3	3	3	6/1.5	1	5-0	2	1	0	8/2.0
Coates, A	2-0	03:50	0 - 0	0.0	0-0	0.0	0 - 0	0.0	0	0	0/0.0	0	1-0	1	1	0	0/0.0
ACES	4	800	147 - 277	53.1	40-106	37.7	57 - 75	76.0	24	113	164/41	100	57-0	27	33	15	391/97.8
MERCURY	4	800	117 - 286	40.9	27-83	32.5	48 - 53	90.6	34	97	158/39.5	65	67-0	18	48	7	309/77.3

MERCURY VS. ACES, 2023

PLAYER	GP-GS	MIN	FGM-FGA	FG%	3-POINT		FTM-FTA	FT%	--- REBOUNDS ---			AST	PF-DQ	STL	TO	BLK	PTS/AVG
					FGM-FGA	FG%			OFF	DEF	TOT/AVG						
Griner, B	3-3	75:29	21 - 34	61.8	0-1	0.0	2 - 5	40.0	3	8	11/3.7	5	3-0	0	5	1	44/14.7
Sutton, S	4-3	125:53	21 - 52	40.4	7-14	50.0	6 - 6	100	4	17	21/5.3	23	10-0	3	12	0	55/13.8
Jefferson, M	4-4	103:25	20 - 49	40.8	8-18	44.4	6 - 6	100	4	6	10/2.5	9	9-0	1	6	1	54/13.5
Taurasi, D	1-1	23:12	3 - 11	27.3	1-6	16.7	4 - 4	100	0	1	1/1.0	6	3-0	0	0	0	11/11.0
Onyenwere, M	4-3	119:13	15 - 45	33.3	4-15	26.7	7 - 7	100	7	9	16/4.0	5	12-0	4	3	0	41/10.3
Peddy, S	1-0	12:46	3 - 7	42.9	2-4	50.0	2 - 3	66.7	1	1	2/2.0	1	1-0	1	0	0	10/10.0
Gustafson, M	4-0	69:36	12 - 28	42.9	1-4	25.0	9 - 10	90.0	9	18	27/6.8	2	8-0	4	5	2	34/8.5
Cunningham, S	2-2	57:08	5 - 16	31.3	1-7	14.3	5 - 5	100	0	4	4/2.0	7	7-0	0	3	0	16/8.0
Joens, A	2-0	36:55	3 - 10	30.0	3-8	37.5	2 - 2	100	0	3	3/1.5	1	3-0	0	2	0	11/5.5
Turner, B	4-4	101:17	10 - 16	62.5	0-0	0.0	0 - 0	0.0	3	17	20/5.0	4	9-0	5	3	3	20/5.0
Westbrook, E	1-0	17:55	2 - 5	40.0	0-2	0.0	1 - 1	100	1	1	2/2.0	1	0-0	0	2	0	5/5.0
Simms, J	1-0	05:52	0 - 0	0.0	0-0	0.0	2 - 2	100	0	1	1/1.0	0	0-0	0	0	0	2/2.0
Sissoko, K	4-0	40:35	2 - 11	18.2	0-4	0.0	2 - 2	100	2	10	12/3.0	1	1-0	0	2	0	6/1.5
Thomas, S	1-0	10:45	0 - 2	0.0	0-0	0.0	0 - 0	0.0	0	1	1/1.0	0	1-0	0	0	0	0/0.0

ACES VS MERCURY ALL-TIME RESULTS (CONTINUED)

Date	H/A	Opponent	W/L	LV	PHO
July 31, 2020	@	Phoenix	L 1	95	102
Sept. 1, 2020		Phoenix	L 2	85	92

May 26, 2021	@	Phoenix	W 1	85	79
July 7, 2021		Phoenix	L 1	90	99
Sept. 19, 2021	@	Phoenix	W 1	84	83
Sept. 28, 2021		Phoenix	W 2	96	90
Sept. 30, 2021		Phoenix	L 1	91	117
Oct. 3, 2021	@	Phoenix	L 2	60	87
Oct. 6, 2021	@	Phoenix	W 1	93	76
Oct. 8, 2021		Phoenix	L 1	84	87

May 6, 2022	@	Phoenix	W 1	106	88
May 17, 2022		Phoenix	W 2	86	74
May 21, 2022		Phoenix	W 3	100	80
Aug. 17, 2022		Phoenix	W 4	79	63
Aug. 20, 2022		Phoenix	W 5	117	80

June 21, 2023	@	Phoenix	W 6	99	79
July 11, 2023		Phoenix	W 7	98	72
Sept. 8, 2023	@	Phoenix	W 8	94	73
Sept. 10, 2023		Phoenix	W 9	100	85

May 14, 2024		Phoenix			
May 21, 2024		Phoenix			
June 13, 2024	@	Phoenix			
Sept. 1, 2024	@	Phoenix			



TWO-TIME WORLD CHAMPION LAS VEGAS ACES GAME NOTES (STATS & RANKINGS THROUGH 10/18/2023)

FEELING RANK (2023 REGULAR SEASON FINAL RANKINGS, TOP 30)

	PPG	RPG	APG	SPG	BPG	MPG	FG%	3P%	FT%
Alysha Clark	---	---	---	---	---	---	---	17th	---
Megan Gustafson	---	---	---	---	---	---	6th	---	---
Chelsea Gray	21st	---	3rd	9th	24th	15th	14th	7th	5th
Kelsey Plum	8th	---	10th	22nd	---	13th	20th	16th	3rd
Kiah Stokes	---	21st	---	---	16th	---	---	---	---
A'ja Wilson	3rd	2nd	---	10th	1st	23rd	3rd	---	30th
Jackie Young	11th	---	15th	14th	---	18th	7th	2nd	16th

WELCOME TO THE FAMILY!

During the offseason, the Las Vegas Aces welcomed three newcomers to the family—sixth-year vet Megan Gustafson and rookies Dyaisha Fair and Kate Martin—and welcomed back sixth-year vet Emma Cannon.

Cannon returns to the Aces after playing for Las Vegas in 2020 and 2021, including all six of the Aces' 2020 playoff contests. Waived by the Dallas Wings during the 2024 training camp, Cannon played this past offseason in Turkey for Nesibe, and averaged 18.3 points and 10.3 rebounds over 26 games. Her first taste of the WNBA came in 2017 with the Phoenix Mercury. She also has played for Connecticut and Indiana.

Prior to joining the WNBA, Gustafson was Iowa's all-time leading scorer until you-know-who eclipsed her mark this season. She joins the Aces for her sixth year in the league after stints at Dallas, Washington and Phoenix. Gustafson is coming off a 2024 EuroCup championship and 2024 Great Britain League title with the London Lions, who suffered just 1 loss across both leagues all year.

Fair was selected at No. 16 by the Aces in the 2024 WNBA Draft. A 2024 Associated Press and USBWA All-America third team honoree, Fair played the first three years of her collegiate career at Buffalo and closed out her final two at Syracuse. The five-time all-conference first team selection left college ranked No. 3 among all-time NCAA Division I scorers with 3,403 points.

Martin, selected by the Aces at No. 18 in the 2024 WNBA Draft, spent six years in Iowa City after sitting out Iowa's 2018-19 season due to injury. She played a total of five years and, after her freshman season in 2019-20, started the final 139 games of her career. Martin was a 2024 All-Big 10 second team fselection and closed out her career with averages of 8.0 points, 4.6 rebounds and 2.9 assists over 163 games. Martin aided Iowa to a 132-37 (.781) record, four-straight NCAA Tournaments, including the past two championship games.

ACES ROLL PAST PUERTO RICO IN LONE PRESEASON GAME

Behind hometown hero A'ja Wilson's 27 points and 14 rebounds, the Las Vegas Aces dispatched Puerto Rico 102-50 in front of 13,507 fans in a preseason exhibition game at Colonial Life Arena in Columbia, South Carolina. Also scoring in double figures for the Aces were Kelsey Plum (20 points) and Megan Gustafson (17).

SCORING MACHINES

The Aces roster currently lists three of the top 25 scorers all-time in NCAA Division I history in No. 2 Kelsey Plum (3,582), No. 3 Dyaisha Fair (3,403) and No. 24 Alysha Clark (2,865).

QUAD LIFT

A'ja Wilson (22.8), Kelsey Plum (18.7), Jackie Young (17.6) and Chelsea Gray (15.3) finished last year as the first four teammates in WNBA history to average 15 or more points per game in the same season.

WNBA 1K

On Sept. 26, 2023, against Dallas in the WNBA Semifinals, A'ja Wilson became the first player in league history to score 1,000 points in a single year when combining regular season and postseason points.

Player	Year	Team(s)	Points
1. A'ja Wilson	2023	Las Vegas	1126
2. Breanna Stewart	2023	New York	1103
3. Arike Ogunbowale	2023	Dallas	947
4. Breanna Stewart	2018	Seattle	939
Jewell Loyd	2023	Seattle	939

DOUBLE SAWBUCKS

Keeping with the theme of combining regular season and playoff games, A'ja Wilson last season produced more 20+ point games in a single year than any WNBA player in history.

Player	Year	Team(s)	20+ Pt Games
1. A'ja Wilson	2023	Las Vegas	34
2. Breanna Stewart	2023	New York	31
Breanna Stewart	2018	Seattle	29
4. Diana Taurasi	2009	Phoenix	28
5. Cynthia Cooper-Dyke	1998	Houston	27
Angel McCoughtry	2010	Atlanta	27
Maya Moore	2015	Minnesota	27

NOTHIN' BUT NET

The 2023 Aces were one of the best all-time shooting teams in WNBA history, ranking 3rd in the history of the W in for field goal percentage and 2nd for 2-point field goal percentage in a season.

Team	Year	FG%
1. Chicago	2020	49.1
2. Los Angeles	2016	48.7
3. Las Vegas	2023	48.6
4. Phoenix	2014	48.4
5. Chicago	2022	48.1

Team	Year	2pt FG%
1. Chicago	2020	55.7
2. Las Vegas	2023	55.0
3. Chicago	2022	54.5
4. Washington	2019	52.9
5. Phoenix	2014	52.5



GONE STREAKING (TO END 2023) ...

Kierstan Bell—Made 20 3-pointers over 44 games in 2023 after making 6 in 25 games in 2022.

Emma Cannon—Was perfect from the line (23-23 FTs) over a 14-game stretch, before hitting 5 of 6 on her third-to-last game of the year. Finished out the season by hitting 2 of 2 in each of her final 2 games. Did not miss a free throw in 13 of the 17 games sent to the charity stripe.

Alysha Clark—In her final 11 games of the regular season, shot 32.8% from the field and 28.3% from 3-point and in 9 playoff games, made 52.9% of her field goal attempts and 31.8% from distance... Scored in double figures 13 times, including 5 of her last 13... Played more than 30 minutes on 2 occasions in 2023, both of which were starts—the July 5 win against Dallas and Oct. 18 championship victory at New York.

Sydney Colson—Had 6 steals in her last 11 games after picking off just 4 over her previous 24 games ... After averaging 3.3 minutes in her first 6 playoff games, played a 2023-high 14:44 minutes in the decisive Game 4 of the Finals.

Megan Gustafson—Averaged 11.0 points per game over her last 19 contests, 13 of which she scored in double digits, after scoring just 4.0 points a game and reaching double figures just once over her first 15.

Chelsea Gray—Credited for 2 or more blocks 8 times last year, including in 3 of 8 playoff games, after not having done so more than once in any previous year... Had 11 double-doubles in 2023, 5 in the last 12 games of the regular season and 1 in the playoffs... Averaged 8.3 apg in final 12 games of the season... Dished out at least 2 assists in 154-straight regular season games, the longest active streak in the W.

Kelsey Plum—Has 20 games of 20 or more points over her last 37 games, including her first 3 Finals games in 2023, after reaching that mark just once in her first 10 games... Shot 93.5% (72-77 FTs) from the line over 21 games before dropping to 84.6% (22-26 FTs) in her final 6 games.

Kiah Stokes—Grabbed 11 rebounds against Seattle on Sept. 2, the first double-digit rebounding game after a 7-game drought... After grabbing 8 total in the final 2 games, hauled in a career playoff high 15 rebounds against Chicago on Sept. 13, then grabbed 10 caroms on Sept. 17 for her first back-to-back double-digit rebounding games since Sept. 2021... Has not been sent to the line since the 1st playoff game against Chicago.

A'ja Wilson—Had at least 2 blocked shots in 33 of 46 games before securing just 2 total in the last 3 games of the Finals... Since shooting 33.3% from the field on Aug. 26 in Washington, made 63.5% of her field goal attempts over the next 12 games before hitting just 25% in Game 3 of the Finals... Scored at least 20 points in 34 of 49 games and 16 of her last 22 ... Since the 2023 All-Star break, scored 30 or more points in 9 games, including 6 of her last 12... Had 22 regular season double-doubles, which is tied for 3rd among all-time W single-season leaders and 2nd among 2023 players... Had 18 playoff double-doubles, including 6 in 2023, and her 28 total dub-dubs in 2023 rank 2nd all-time for single-year double-doubles (Alyssa Thomas, 32).

Jackie Young—Has made at least 1 3-pointer in 32-straight regular season games, which is the longest active streak in the league ... had made 1 in 39-straight games, including playoffs, before going 0 of 3 in Game 3 of the 2023 Finals... Scored in double figures in 45 of 49 games in 2023... Shot 79.7% from the line in her first 21 games and made 93.8% (90-96 FTs) over her last 28 contests ... Had made 37-straight free throws before missing her 1st attempt on Sept. 26... After scoring a season-low 3 points in the season finale on a season-low 20% shooting from the field, bounced back with career playoff averages of 16.7 ppg, 5.6 rpg, 5.0 apg, and 1.6 spg.

Aces—The Aces were held to 70 or fewer points just 4 times last year. Game 3 against Dallas was the first win when scoring in the 60s and Game 4 was the first when scoring in the 70s... Scored 90+ points in 32 games last year, 5 of which came in the playoffs, including a league-record 11 regular season games of 100 or more points.

SHOOTING OFF FIREWORKS

The Aces led the W in 2023 with 92.8 ppg, 4.8 bpg, 48.6% shooting from the field, 54.9% from 2-point, 84% from the line, a +12.6 scoring differential, a WNBA-record for offensive efficiency rating at 113.0, 97.7 defensive efficiency rating, 15.3 net rating and 1.85 assist-to-turnover ratio, and a league-fewest 11.8 turnovers a game. They missed out on leading in all 4 shooting percentage categories after dropping to 37.2% from 3-point range, just behind NY's 37.4%.

BLOCK PARTY

A'ja Wilson, who ranks No. 19 on the league's all-time career blocked shot list and 5th among active players heading into the 2024 season, has blocked more shots than anyone else since entering the league in 2018.

Top 3 WNBA Shot Blockers Since 2018

Name	Blocks
1. A'ja Wilson	343
2. Brittney Griner	279
3. Elizabeth Williams	264

7.28 SHADES OF GRAY

After recording the 2nd- and 3rd-best passing seasons in franchise history in 2021 and 2022, Chelsea Gray took the top spot in 2023.

Player	Year	APG
Chelsea Gray	2023	7.28
Danielle Robinson	2013	6.72
Chelsea Gray	2022	6.06
Chelsea Gray	2021	5.91
Becky Hammon	2011	5.82



TWO-TIME WORLD CHAMPION LAS VEGAS ACES GAME NOTES (STATS & RANKINGS THROUGH 10/18/2023)

GOOD GAWD!

Prior to 2023, no WNBA player had ever averaged at least 7.0 assists and 15.0 points per game in a season, but 2 players did so last year—the Aces' Chelsea Gray and Connecticut's Alyssa Thomas. The highest scoring average for a player who averaged at least 7.0 assists in a season prior to last year was Courtney Vandersloot's 13.6 ppg in the 2020 season when she averaged 10.0 apg.

	PPG	APG	MPG	FG%	3P%	EffFG%	WS	OER	DER
Thomas	15.5	7.9	36.1	.474	.000	.474	6.1	105.1	97.7
Gray	15.3	7.3	32.2	.490	.421	.560	7.0	112.5	96.2

LOOK AT ALL THE PEOPLE HERE TONIGHT

- Over the past two seasons, the Aces have been rewriting their home attendance record books.
- After seeing attendance averages list no higher than 5,606 over their first four seasons in Las Vegas, the Aces upped their average to 9,551 fans per game in 2023, and are on pace to surpass that number in 2024.
 - The Aces sold out of their season-ticket memberships in early March, and had 7 full sellouts by the third week in April, breaking the Las Vegas record of 6 regular season sellouts set in 2023. As of tonight's game, the Aces have **XX** sold out home games this year.
 - The Las Vegas Aces welcomed 10,000 or more fans at 11 home games since arriving in the Valley in 2018—9 of which came in 2023 and 2 in 2022.
 - They listed a franchise-high 17,406 fans at their final 2023 regular season game against the Mercury on Sept. 10, eclipsing the previous regular season record of 15,657, set on Aug. 4, 1998, when the Utah Starzz played host to the Houston Comets.
 - Three nights later, the Aces rewrote their playoff attendance record since arriving in Las Vegas with 12,927 fans at T-Mobile Arena for their first game of the First Round against the Sky. The previous Las Vegas playoff high was 10,211 one year earlier on Sept. 13, 22. The franchise high for a playoff game is 16,012, set Oct. 3, 2008, when the San Antonio Stars hosted the Detroit Shock in the Finals.
 - On Oct 8 against New York, the Aces welcomed the most fans ever to attend a playoff game in Michelob ULTRA Arena (10,300).
 - The Aces ranked 1st in the W in attendance in 2023 with the help of 6 sold out games in the regular season and 2 more in the playoffs.

10K or More in Attendance Since Moving to Las Vegas

Date	Opponent	Attendance
1. Sept. 10, 2023	Phoenix#	17,406
2. Sept. 13, 2023	Chicago*#	12,927
3. Aug. 19, 2023	Los Angeles	10,348
4. Oct. 8, 2023	New York*	10,300
5. July 11, 2023	Phoenix	10,281
6. Oct. 11, 2023	New York*	10,232
7. July 30, 2023	Dallas	10,213
8. Sept. 13, 2022	Connecticut *	10,211
9. May 27, 2023	Los Angeles	10,191
10. July 5, 2023	Dallas	10,177
11. Sept. 11, 2022	Connecticut*	10,135

* Playoff Game # Played in T-Mobile Arena

ANSWERED THE CALL

The 2023 Aces, who won a WNBA-record 14 games by 20 or more points in 2023, broke several other records last season.

Record	2023 Aces	Previous Record Holder
Wins by 10+ Points	26	22 (Houston, 2000)
Wins by 15+ Points	20	16 (Washington, 2019)
Wins by 20+ Points	14	13 (Washington, 2019)
Offensive Efficiency Rating	113.0	112.9 (Washington, 2019)
100-Point Games	11	10 (Phoenix, 2010)

TRIPLE A

A'ja Wilson established the franchise record for scoring average in a season as a rookie and now, after resetting the record in 2023, owns 4 of the top 5 season scoring averages in franchise history. She also is the only player in franchise history to average 20+ points in a season 3 times.

Player	Year	PPG
1. A'ja Wilson	2023	22.80
2. A'ja Wilson	2018	20.67
3. A'ja Wilson	2020	20.45
4. Kelsey Plum	2022	20.17
5. A'ja Wilson	2022	19.53

TRIPLE AAA

In addition to A'ja Wilson's total of 3 seasons averaging 20+ points, only 9 other players in league history have 3 or more seasons with scoring averages of 20 or more points a game.

Player	20+ PPG GMS	Yrs in the W
Diana Taurasi	7	19
Lauren Jackson	5	12
Angel McCoughtry	5	13
Brittney Griner	4	10
Breanna Stewart	4	7
Seimone Augustus	3	15
Cynthia Cooper	3	5
A'ja Wilson	3	6
Elena Delle Donne	3	10
Cappie Pondexter	3	13

TOP OF THE PECKING OERDER

Up until 2023, just 7 teams in WNBA history have boasted both the best offense and defense in the same season as measured by Offensive (OER) and Defensive Efficiency Ratings (DER)—points scored and allowed per 100 possessions—and 6 of them had won the title (*). The Aces became the 8th to end the season ranking first for both OER and DER, and the 7th among that list to claim the W crown.

Team	Year	OER	DER
Houston *	1998	104.1	86.7
Houston *	1999	104.4	91.4
Houston *	2000	109.1	90.8
Phoenix *	2014	106.4	94.1
Minnesota	2016	107.4	96.6
Minnesota *	2017	108.5	94.4
Seattle *	2020	108.3	93.3
Las Vegas*	2023	113.0	97.7



A'JA THE LOVE BUG

A'ja Wilson poured in a WNBA record-tying 53 points in the Aces 112-100 victory over Atlanta on Aug. 22, 2023. The 53-point outburst also set a new franchise scoring standard—just 11 days after tying the previous franchise-high of 40 points set initially by Kelsey Plum on July 9.

THAT'S OFFENSIVE

The Aces have had one of the best offenses in the W since making the move to Vegas. In 2020 they ranked 2nd in the WNBA in OER, and in each of the past 3 seasons they finished 1st, including posting a league-record 113.0 OER in 2023.

Year	OER	Rank
2018	102.0	6th
2019	99.1	5th
2020	107.3	2nd
2021	107.1	1st
2022	109.6	1st
2023	113.0	1st

SILENT BUT DEADLY ASSASSIN

Jackie Young may be quiet off the court, but she is a deadly assassin on it. She connected on a league second-best 44.9 percent of her 3-pointers in 2023, and now ranks No. 2 in league history for highest 3-point percentage when attempting at least 150 from distance. The record is 45.28 percent set by Maya Moore in 2013.

WNBA All-Time Single-Season 3-Point % (Minimum 150 Attempts)

Player	Year	Team	3PM	3PA	3P%
Maya Moore	2013	Minnesota	72	159	45.28
Jackie Young	2023	Las Vegas	89	198	44.95
Sabrina Ionescu	2023	New York	128	286	44.76
Sue Bird	2016	Seattle	72	162	44.44
Allie Quigley	2019	Chicago	80	181	44.20

Over the past 2 seasons, Young ranks 1st and Kelsey Plum 2nd in 3-point field goal percentage among players with a minimum of 100 made 3-pointers.

Player	3PM	3PA	3P%
Jackie Young	139	314	44.27
Kelsey Plum	208	513	40.55
Kelsey Mitchell	174	432	40.28
Marine Johannés	111	278	39.93

BOOM! BOOM! OUT GO THE LIGHTS!

The Aces, who shot a league-high 48.6% from the field in 2023, produced 3 of the top 5 single-game field goal percentages in the W last year, including a season-high 59.7% against the Lynx on July 9.

Team	OPP	Date	FG%
Las Vegas	Minnesota	July 9	59.7
Dallas	Seattle	Sept. 8	59.4
Dallas	Washington	July 28	58.7
Las Vegas	Chicago	June 11	58.5
Las Vegas	New York	June 29	58.0

ALL ABOUT THAT PACE

The Aces have played at one of the fastest paces in the league since moving to Las Vegas as measured by possessions per 40 minutes.

	2018	2019	2020	2021	2022	2023
Pos/40	82.4	82.3	82.6	82.5	82.2	82.2
Rank	1st	2nd	1st	1st	1st	2nd

BLOCK PARTY

In 2023, A'ja Wilson led the league in blocked shots with 2.2 per game after leading the category in 2020 and 2022, becoming the 3rd player in W history to lead the league in blocks in 3 or more seasons. The only other players in WNBA history to have led the league in blocked shots 3 or more times were Margo Dydek and Brittney Griner, each of whom did so 8 times.

CENTURY 2023

The Aces scored 100 or more points in 7 games in 2021 and 2022, and upped that to a WNBA record-setting 11 times in 2023. The WNBA record for most times reaching the century mark in a season was previously 10, set by the 2010 Phoenix Mercury.

RAREFIED AIR

Only 5 players in the history of the league have each produced 60 or more games with 20+ points and 10+ rebounds (regular season and playoff games combined), and one of the two active players on the list is A'ja Wilson, who has achieved a 20/10 game in more than 28% of her outings.

Player	20P/10R Dub-Dubs	Career Games	% of Games
1. Tina Charles	99	412	24.0
2. Candace Parker	84	476	17.6
3. Sylvia Fowles	82	449	18.3
4. Lisa Leslie	77	415	18.6
5. A'ja Wilson	64	226	28.3
6. Tamika Catchings	56	525	10.7

ONE GOOD TURNOVER DESERVES ANOTHER

The Aces took care of the basketball better than almost anybody in the WNBA in each of the past 3 seasons, finishing 0.1 behind Dallas in 2020. They led in fewest turnovers in 2021 and 2022, and topped the league again last season.

	Turnovers Per Game			
	2020	2021	2022	2023
Las Vegas	12.5	11.8	11.7	11.8
Rank	2nd	1st	1st	1st



TWO-TIME WORLD CHAMPION LAS VEGAS ACES GAME NOTES (STATS & RANKINGS THROUGH 10/18/2023)

TIPPING BACK 40S

In scoring 40 points against the Lynx on July 9, 2023, Kelsey Plum not only upped the franchise scoring standard, since eclipsed by A'ja Wilson, but after making 77.8% (14-18 FGs) of her attempts, she also set the bar for all-time WNBA single-game shooting percentage when scoring 40 or more points, bypassing the 77.3% shot by Liz Cabbage when she set the WNBA single-game scoring mark of 53 points (since tied by Wilson).

Top 5 WNBA All-Time Single-Game Field Goal Percentages, 40+ Points

Player	FGs	FG%	PTS	Date	OPP
Kelsey Plum	14-18	77.8	40	7/9/23	Lynx
Liz Cabbage	17-22	77.3	53	7/17/18	Liberty
Breanna Stewart	15-21	71.4	45	5/21/23	Fever
Liz Cabbage	14-20	70.0	43	8/17/18	Aces
Rhyne Howard	14-20	70.00	43	7/2/23	Sparks

DOUBLE THE FUN TAKE

A'ja Wilson broke the franchise record for most double-doubles in a career in the final game of the 2022 season. Since being drafted (2018-2023), Wilson has secured the most double-doubles in the league, and her 76 double-doubles are tied for 10th on the WNBA leader board and 4th among active players. Wilson's 22 double-doubles this year are tied as the 3rd most in a season in WNBA history, and ranked 2nd in the W this year (Alyssa Thomas, 28).

STARTER KIT

The Aces starters set a WNBA record in 2022 by scoring more points than any starting five in league history and recalibrated the record again in 2023.

Team	Year	PPG
1. Las Vegas	2023	79.4
2. Las Vegas	2022	77.5
3. Phoenix	2007	75.1

JUST THE FACTS: 50+ MONEY LINE

In scoring a league-high-tying 53 points (16-23 FGs, 1-1 3FGs, 20-21 FTs) against Atlanta on Aug. 22, 2023, A'ja Wilson:

- Scored 20 or more points for a league-best 24th time in 2023, and the 98th time in her career. By the end of 2023, she had upped that mark to 103 and enters 2024 ranked 19th in WNBA history for most career 20+ point games, behind Brittney Griner in 18th place with 105.
- Scored 30 or more points for the 10th time in her career, tying her with Becky Hammon for most 30+ point games in franchise history. She picked up 3 more 30-point games before the end of the year, putting her alone in first place on that franchise list.
- Scored at least 40 points in a game twice in 2023, making her the 7th player in WNBA history to score 40 or more points in a game at least twice in the same year.
- Made 20 free throws, marking the second-most free throws ever made in a WNBA game (22, Cynthia Cooper)
- Set the franchise single-season scoring record, surpassing Kelsey Plum's 726 points scored in 2022. Wilson closed the season with 912 points.

TRIPLE CROWN

Chelsea Gray made history with the first points-rebounds-assist game in franchise history when she recorded 22 points, 11 rebounds and 11 assists against New York on Aug. 17, 2023. It was the franchise's 2nd triple-double—Margo Dydek had 12 points, 11 rebounds and 10 blocked shots against the Orlando Miracle on June 7, 2001. It also marked the second of Gray's career (13 points, 10 rebounds, 13 assists; July 7, 2019 vs. Washington).

TESTING, TESTING, 1, 2 3?

In scoring a then-career-high 40 points (17-25 FGs, 0-1 3PTs, 6-7 FTs) against Washington on Aug. 11, 2023, A'ja Wilson not only tied the franchise record set by Kelsey Plum earlier in the season, she also broke her own WNBA record for most points scored in a game without hitting a 3-pointer.

Wilson's 17 made field goals are the second most in a game in WNBA history (18, Lauren Jackson, Seattle at Washington, July 24, 2007) and the most in franchise history. Her 17 made 2-pointers tied Lauren Jackson's WNBA record for most made 2s in a game (Seattle vs. Los Angeles, Aug. 6, 2003).

FAST 50

Becky Hammon became the 2nd-fastest coach in WNBA history to reach 50 wins when the Aces upended the Atlanta Dream, 98-81, on August 2, 2023. It was Hammon's 62nd game as a head coach in the league. Michael Cooper tops the list with 50 wins in his 1st 57 games on the sidelines.

Coach	Game #
Michael Cooper	57
Becky Hammon	62
Van Chancellor	63

ALL RIGHT NOW

A'ja Wilson has made a living at the free throw line, leading the league in attempts in each of her first 3 seasons in the league, while finishing 2nd in 2021 and 2023 and 3rd in 2022.

	2018	2019	2020	2021	2022	2023
FTA/G	7.5	5.5	6.8	6.2	5.2	7.2

Since the start of the 2018 season, Wilson has taken more than 300 more free throws than her nearest competitor.

Player	FTAs Since 2018
A'ja Wilson	1210
Breanna Stewart	870
DeWanna Bonner	850

BOARD ALLERGIES

Offensive Rebound Percentages have been declining for years now as teams have relied more and more on the 3-pointer as a weapon.

From 1997-2003, no team grabbed fewer than 30 percent of available offensive rebounds.

Last season, 9 teams finished below 30 percent, and the 2023 Aces and Mystics now list among the all-time "low 5" in that category.

Team	Year	OR%
Los Angeles	2021	23.3
Seattle	2015	23.5
Las Vegas	2023	23.7
Washington	2023	24.0
New York	2021	24.1
Las Vegas	2022	24.5



ALL SHE DOES IS WIN, WIN, WIN

When Jackie Young turned 25 on September 16, 2022, she had 87 regular season wins to her credit—one off the record for most wins prior to turning 25, held by Lynx legend Maya Moore (88).

Mwadi Mabika held the league mark for wins through her 26th birthday until Jackie Young, at 25 years, 329 days, passed Mabika on Aug. 11, 2023, and now owns the record outright with 121. Looking ahead to Young's 27th birthday this year, Moore owns the No. 1 slot for wins before turning 27 with 136, and Young is tied with A'ja Wilson, who turned 27 in August 2023, for wins before her 27th birthday. She will need just 16 victories in 2024, prior to September 16, to claim that record outright.

Player Wins Before 27th Birthday

1. Maya Moore	136
2. Mwadi Mabika	135
3. Tanisha Wright	123
4. A'ja Wilson	121
Jackie Young	121

PERFECT 10S

Against the Mystics on Aug. 11, 2023, Chelsea Gray and Kelsey Plum became just the second set of teammates in WNBA history to hand out 10 or more assists in the same game, and the first to do so in regulation time. The first set of teammates was ... well, dang ... Gray again, only this time with Odyssey Sims in 2017 in a double-overtime game with the Los Angeles Sparks.

Player (assists)	Player (assists)	Team-Opp	Date
Chelsea Gray (10)	Kelsey Plum (10)	LVA-WAS	9/11/23
Chelsea Gray (10)	Odyssey Sims (10)	LAS-CHI	8/18/17 (2 OT)

ALL SHE DOES IS WIN

While it's still early in her WNBA coaching career, not only did Becky Hammon lead the Aces to their first championship during her inaugural season at the helm and follow that up with back-to-back titles in 2023, but she also boasts the highest winning percentage of any coach in WNBA history for those who have coached at least 75 games, as well as the highest winning percentage of any WNBA coach, period.

Highest Winning %, minimum 75 games coached

Coach	W	L	PCT
Becky Hammon	60	16	.790
Van Chancellor	211	111	.655
Carol Ross	58	32	.644
Cheryl Reeve	300	170	.638
Sonny Allen	46	30	.605

Highest Winning %, Overall

Coach	W	L	PCT
Becky Hammon	60	16	.790
Ryan Weisenberg	11	3	.786
Russ Pennell	9	4	.692
Van Chancellor	211	111	.655
Carol Ross	58	32	.644

GONE STREAKING

Three of the franchise's top 5 winning streaks occurred in 2023, as the Aces strung together streaks of 11, 9 and 8 consecutive victories over the course of the 40-game season.

Team	Wins	Dates
Silver Stars	12	June 24, 2021-Aug. 21, 2012
Aces	11	Aug. 7, 2022-June 6, 2023
Aces	9	June 11, 2023-July 5, 2023
Aces	8	July 9, 2023-August 1, 2023
Starzz	8	July 24, 2001-August 7, 2001

R-E, R-E-B, R-E-B-O-U-N-D, RE-BOUND

Over the previous 5 seasons, the Aces recorded the 5 of the 6 highest defensive rebounds per game averages in WNBA history.

Year	Team	DRPG
1. 2021	Las Vegas	31.28
2. 2019	Las Vegas	29.62
3. 2023	New York	29.20
4. 2023	Las Vegas	28.68
5. 2020	Las Vegas	29.27
6. 2022	Las Vegas	28.42

Further, the Aces hold the top 2 marks for most defensive rebounds in a regulation game in WNBA history, with 44 at Seattle on May 20, 2023, and 43 at Los Angeles on July 1, 2022.

RARE ROOKIE FEAT

Of the 237 women who have been a part of WNBA Championship teams (played at least one game in a championship season), just 14 of them have won titles in both their rookie and sophomore seasons in the league, and all but one played for the Houston Comets--Kierstan Bell.

Janeth Arcain, Cynthia Cooper, Tammy Jackson, Sheryl Swoopes, Tina Thompson listed on the 1997-2000 Houston Comets rosters that claimed the first four titles in league history. Monica Lamb and Amaya Valdemoro were rookies in 1998, and won again in 1999 and 2000; Wanda Guyton, Yolanda Moore, Kim Perrot and Tiffany Woosley were rookies in 1997 and won again with the Comets in 1998; Nyree Roberts spent her first two seasons in the W, 1998 and 1999, with Houston and Jennifer Rizzotti's first two years in the league were 1999 and 2000.



HEAD COACH BECKY HAMMON



Las Vegas Aces President Nikki Fargas announced on December 31, 2021, that the team hired San Antonio Spurs assistant and 6-time WNBA All-Star Becky Hammon as the team's head coach.

Hammon rewarded the Aces less than nine months later with the franchise's first WNBA Championship.

She repeated that feat in her second season, helping the Aces become the first team to claim back-to-back WNBA titles in more than 20 years.

In her first two years with the Aces, Las Vegas tallied a 60-16 (.789) mark

in the regular season, 16-3 (.842) in playoff games and also captured the 2022 Commissioner's Cup crown.

The seeds for Hammon's hiring were originally sewn when the Aces retired her jersey on September 13, 2021. That ceremony served as the culmination of the franchise's 25th anniversary alumni initiative, which saw the Aces embrace their Utah and San Antonio roots, and celebrate the players who helped build the franchise and the league from the ground up. Las Vegas owner Mark Davis spent time with Hammon and her family that week, and walked away understandably impressed.

Hammon played 16 seasons in the WNBA, including her final eight in San Antonio, where she led the franchise to its first finals appearance in 2008.

On August 5, 2014, Spurs head coach Gregg Popovich hired Hammon as a full-time assistant making her the first woman in NBA history to hold that position.

Since that time, Hammon continued to accumulate coaching 'firsts' in the NBA. On July 3, 2015, she became the first woman to serve as head coach in the NBA's Summer League where she led the Spurs to the league title.

Less than a year later, Hammon became the first woman to be part of an All-Star coaching staff, and on December 30, 2020, following Popovich's ejection in San Antonio's game against Los Angeles, Hammon took over on the bench, becoming the first woman acting head coach in the history of the NBA.

A member of the league's 15th, 20th and 25th anniversary teams, Hammon went undrafted in 1999 following her All-American career at

Colorado State. She signed with New York as a free agent that same year, helping the team to WNBA Finals appearances in three of her first four years in the Big Apple.

The Rapid City, South Dakota native earned her first All-Star nod in 2003, and represented New York on the Eastern Conference squad in 2005 and 2006 as well.

Following the 2006 season, New York traded Hammon to San Antonio. In her first year in silver and black, she posted what were then career highs in scoring (18.8 ppg), and assists (5.0) while earning another trip to the WNBA All-Star Game. As a team, the Silver Stars made their first appearance in the postseason since 2002, falling to Phoenix in the Western Conference Finals.

In 2008, Hammon led San Antonio to its first trip to the WNBA Finals where they fell to Detroit. The Silver Stars made the playoffs in each of her seven full seasons with the team, and Hammon once again was named to the All-Star team in 2009 and 2011.

She retired as the franchise leader in assists per game (5.1) and scoring average (15.6), and the WNBA leader in career free throw percentage (89.7).

Hammon, who was inducted into the Naismith Memorial Hall of Fame on Aug. 12, 2023, was inducted into the Women's Basketball Hall of Fame in 2022, the Colorado Sports Hall of Fame in 2015 and the San Antonio Sports Hall of Fame in 2018.



HEAD COACH BECKY HAMMON



Colorado State (1995-99)		WNBA (1999-2014)	
All-American	1997, 1998, 1999	New York Liberty	1999-2006
NCAA Sweet Sixteen	1999	San Antonio Stars	2007-14
NCAA Second Round	1996, 1998		
WAC Mountain Division Player of the Year	1997-98, 1998-99	All-Star	2003, 2005-07, 2009, 2011
WAC Pacific Division Player of the Year	1996-97	All-WNBA First Team	2007, 2009
WAC Tournament MVP	1996	All-WNBA Second Team	2005, 2008
WAC Freshman of the Year	1995-96	WNBA Assists Leader	2007
WAC All-Time Leading Scorer	2,740 points, 1995-99	WNBA 15th Anniversary Team	2011
WAC Single-Season Scoring Leader	824 points, 1998-99	WNBA 20th Anniversary Team	2016
WAC Single-Season Made 3-Pointers Leader	114, 1998-99	WNBA 25th Anniversary Team	2021
No. 25 Retired by Colorado State	January 22, 2005	WNBA Finals	1999, 2000, 2002, 2008
Coaching Career (2014-present)		No. 25 Retired by San Antonio	June 25, 2016
San Antonio Spurs Assistant (NBA)	2014-22	No. 25 Retired by Las Vegas	September 13, 2021
Las Vegas Aces (WNBA)	2022-present		
		Halls of Fame	
WNBA Champion	2022	Naismith Memorial Basketball Hall of Fame	2023
Coach of the Year	2022	San Antonio Sports Hall of Fame	2018
Coach of the Month	June 2023, May 2022	Colorado Sports Hall of Fame	2015
Commissioner's Cup Champion	2022		

WNBA HEAD COACH RECORD

TEAM	YEAR	REG SEASON		WNBA FINISH	PLAYOFFS		NOTES
		W-L	PCT		W-L	PCT	
Las Vegas Aces	2022	26-10	.722	1st	8-2	.800	WNBA Champion, Commissioner's Cup Champion, regular season No. 1
Las Vegas Aces	2023	34- 6	.850	1st	8-1	.875	WNBA Champion, regular season No. 1
Totals	2 Years	60-16	.789	---	16-3	.842	2 WNBA championships, 1 Commissioner's Cup championship

NBA ASSISTANT COACH RECORD

TEAM	YEAR	REG SEASON		WNBA CON FIN	PLAYOFFS POST W-L		PCT	NOTES
		W-L	PCT		W-L	PCT		
San Antonio Spurs	2014-15	55-27	.671	6th	3-4	.429		Western Conference First Round
San Antonio Spurs	2015-16	67-15	.817	2nd	6-4	.600		Western Conference Semifinals
San Antonio Spurs	2016-17	61-21	.744	2nd	8-8	.500		Western Conference Finals
San Antonio Spurs	2017-18	47-35	.573	7th	1-4	.250		Western Conference First Round
San Antonio Spurs	2018-19	48-34	.585	7th	3-4	.429		Western Conference First Round
San Antonio Spurs	2019-20	32-39	.451	11th	-	.-	-	
San Antonio Spurs	2020-21	33-39	.458	10th	-	.-	-	
San Antonio Spurs	2021-22	34-48	.415	10th	-	.-	-	
Totals	8 Years	377-258	.594		21-24	.467		

WNBA STATISTICS

YEAR	TM	G	GS	MP	FG	FGA	FG%	3P	3PA	3P%	2P	2PA	2P%	eFG%	FT	FTA	FT%	OR	DR	REB	RPG	A	S	B	TO	PF	PTS	PPG
1999	NYL	30	0	202	27	64	.422	11	38	.289	16	26	.615	.508	15	17	.882	2	17	19	0.6	17	6	0	24	27	80	2.7
2000	NYL	32	16	835	119	252	.472	52	141	.369	67	111	.604	.575	61	69	.884	19	45	64	2.0	58	29	1	62	55	351	11.0
2001	NYL	32	0	619	90	197	.457	42	111	.378	48	86	.558	.563	40	51	.784	10	42	52	1.6	51	27	1	48	46	262	8.2
2002	NYL	32	1	659	87	197	.442	44	114	.386	43	83	.518	.553	38	56	.679	18	50	68	2.1	54	25	0	55	49	256	8.0
2003	NYL	11	2	257	50	87	.575	23	49	.469	27	38	.711	.707	39	41	.951	1	20	21	1.9	18	10	1	27	13	162	14.7
2004	NYL	34	34	1130	153	354	.432	57	170	.335	96	184	.522	.513	97	116	.836	17	101	118	3.5	150	58	2	118	73	460	13.5
2005	NYL	34	34	1165	145	336	.432	65	178	.365	80	158	.506	.528	118	131	.901	20	94	114	3.4	146	60	2	107	77	473	13.9
2006	NYL	22	20	674	107	252	.425	37	108	.343	70	144	.486	.498	72	75	.960	6	60	66	3.0	81	29	3	65	46	323	14.7
2007	SAS	28	27	934	179	402	.445	74	183	.404	105	219	.479	.537	95	102	.931	8	69	77	2.8	140	23	5	114	51	527	18.8
2008	SAS	33	33	1101	171	438	.390	77	220	.350	94	218	.431	.478	163	174	.937	13	78	91	2.8	161	43	7	104	60	582	17.6
2009	SAS	31	31	1049	200	447	.447	76	206	.369	124	241	.515	.532	128	142	.901	25	78	103	3.3	156	49	12	111	54	604	19.5
2010	SAS	32	32	1075	159	360	.442	69	177	.390	90	183	.492	.538	97	101	.960	16	77	93	2.9	172	36	8	108	61	484	15.1
2011	SAS	33	33	1050	176	400	.440	75	193	.389	101	207	.488	.534	99	111	.892	5	91	96	2.9	192	49	7	119	51	526	15.9
2012	SAS	33	33	998	160	363	.441	80	184	.435	80	179	.447	.551	85	97	.876	9	74	83	2.5	176	31	6	106	37	485	14.7
2013	SAS	1	1	12	1	3	.333	0	1	.000	1	2	.500	.333	0	0		0	1	1	1.0	1	0	0	3	0	2	2.0
2014	SAS	32	32	784	91	218	.417	47	118	.398	44	100	.440	.525	35	35	1.000	3	42	45	1.4	135	13	4	53	37	264	8.3
Career		450	329	12544	1915	4370	.438	829	2191	.378	1086	2179	.498	.533	1182	1318	.897	172	939	1111	2.5	1708	488	59	1224	737	5841	13.0

KIERSTAN BELL • No. 1

Guard • 6-1 • Florida Gulf Coast '22 • 3rd Year



WNBA CAREER HIGHLIGHTS

- 2022 & 2023 WNBA Champion.

2023 (LAS VEGAS)

- Won WNBA Championship.
- Scored in double figures 3 times, including a career-high 15 points on Aug. 1.
- Saw action in 8 playoff contests and scored a high of 4 points vs. Dallas on Sept. 29.

2022 (LAS VEGAS)

- Won WNBA Championship
- In the playoffs, scored a career playoff-high 11 vs. Phoenix on Aug. 20.

COLLEGIATE HIGHLIGHTS (FLORIDA GULF COAST/OHIO STATE)

- Named ASUN Player of the Year as a sophomore.
- First player in program history to record a 20-20 game (24 points, 20 rebounds) in FGCU debut vs Davidson on Nov. 30, 2020.
- 2021, 2022 All-American honorable mention.
- 2-time Becky Hammon Mid-Major Player of the Year.
- Transferred to Florida Gulf Coast after playing as a freshman for Ohio State, where she listed as an All-Big Ten honorable mention and named to the Big Ten All-Freshmen Team.

GO TO KIERSTAN BELL'S COMPLETE BIO ONLINE

- [Online bio](#) includes items such as expanded WNBA statistics, more notes, college and international statistics, and more!

RECORD WITHOUT

Year	Games Missed	Record With	Record Without
2022	15	18-3	8-7
2023	4	31-5	3-1
2024	0	0-0	0-0
Totals	19	49-8	11-8

WNBA RANKINGS

	PPG	RPG	APG	SPG	BPG	MPG	FG%	3G%	FT%
2022	---	---	---	---	---	---	---	---	---
2023	---	---	---	---	---	---	---	---	---
2024	---	---	---	---	---	---	---	---	---

2023 REGULAR SEASON HIGHS

PTS	15	Atlanta	Aug. 1
REBS	5	@ Connecticut	June 8
ASTS	2	2x, Last @ Phoenix	Sept. 8
STLS	2	2x, Last vs. New York	Aug. 17
BLKS	2	Los Angeles	May 27
MINS	19:24	@ Dallas	Aug. 8

CAREER REGULAR SEASON HIGHS

PTS	15	Atlanta	Aug. 1, 2023
REBS	5	@ Connecticut	June 8, 2023
ASTS	2	2x, Last @ Phoenix	Sept. 8, 2023
STLS	2	2x, Last vs. New York	Aug. 17, 2023
BLKS	2	Los Angeles	May 27, 2023
MINS	19:24	@ Dallas	Aug. 8, 2023

SEASON HIGHS

	PTS	REBS	ASTS	STLS	BLKS	MIN	FGM	FGA	3PM	3PA	FTM	FTA
2022	12	5	2	1	1	15:48	4	6	2	4	2	2
2023	15	5	2	2	2	19:24	5	9	3	6	2	2
2024	0	0	0	0	0	0	0	0	0	0	0	0

MILESTONES REACHED

Mark	Opponent	Date	Game #
1st Point	Phoenix	5/21/2022	5

UPCOMING MILESTONES

Mark	Category	Current	Needs
200	Points	159	41
100	Rebounds	75	25
100	Assists	25	75

10+ REBOUNDS & ASSISTS GAMES

	REB	ASTS	DUB-DUBS
YEAR	10+	10+	PT/REB
2022	0	0	0
2023	0	0	0
2024	0	0	0
Totals	0	0	0

10+ POINT GAMES

	SCORING	20+
YEAR	10+	
2022	1	0
2023	3	0
2024	0	0
Totals	4	0

CAREER REGULAR SEASON STATISTICS

YEAR	TM	G	GS	MP	FG	FGA	FG%	3P	3PA	3P%	2P	2PA	2P%	eFG%	FT	FTA	FT%	OR	DR	REB	RPG	A	S	B	TO	PF	PTS	PPG
2022	LVA	21	1	121	10	33	.303	3	22	.136	7	11	.636	.348	4	4	1.000	4	15	19	0.9	7	2	3	5	10	27	1.3
2023	LVA	36	0	424	53	153	.346	20	82	.244	33	71	.465	.412	6	10	.600	14	42	56	1.6	18	15	5	14	47	132	3.7
2024																												
Career		57	1	545	63	186	.339	23	104	.221	40	82	.488	.401	10	14	.714	18	57	75	1.3	25	17	8	19	57	159	2.8



EMMA CANNON • No. 32

Forward • 6-2 • Florida Southern '11 • 6th Year

INTERNATIONAL HIGHLIGHTS

- Two-time Israeli League champion (2022, 2023).
- Played this past offseason in Turkey for Nesibe, and averaged 18.3 points and 10.3 rebounds over 26 games. She has played in Europe since 2011-12, including stints in Australia, Germany, Israel, Poland and Russia.

COLLEGIATE HIGHLIGHTS (FLORIDA SOUTHERN/CENTRAL FLORIDA)

- Was a standout during her three seasons at Central Florida, breaking the school rebounding record and earning C-USA Tournament MVP honors in leading the Knights to the NCAA Tournament.
- Transferred to Florida Southern for her senior season and led the Mocs to the Division II Regional Final.

PERSONAL

- Hails from Rochester, New York.

2024 (LAS VEGAS)

- Returns to the Aces after playing games for Las Vegas in 2020 and 2021, including all six of the Aces' 2020 playoff contests.

2023 (INDIANA)

- Scored a career-high 23 points against Phoenix on Aug. 1, 2023.

WNBA RANKINGS

	PPG	RPG	APG	SPG	BPG	MPG	FG%	3G%	FT%
2017	---	---	---	---	---	---	---	---	---
2020	---	---	---	---	---	---	---	---	---
2021	---	---	---	---	---	---	---	---	---
2022	---	---	---	---	---	---	---	---	---
2023	---	---	---	---	---	---	---	---	---
2024	---	---	---	---	---	---	---	---	---

2023 REGULAR SEASON HIGHS

PTS	23	Phoenix	Aug. 1
REBS	9	Phoenix	Aug. 1
ASTS	2	2x, Last vs. Connecticut	Aug. 4
STLS	1	4x, Last vs. Minnesota	Sept. 10
BLKS	1	2x, Last vs. Minnesota	Sept. 10
MINS	31:00	Phoenix	Aug. 1

CAREER REGULAR SEASON HIGHS

PTS	23	Phoenix	Aug. 1, 2023
REBS	10	Atlanta	Sept. 3, 2017
ASTS	5	Atlanta	Sept. 14, 2021
STLS	3	2x, Last vs. Washington	Aug. 12, 2022
BLKS	2	@ Dallas	Aug. 10, 2017
MINS	37:31	@ Dallas	Aug. 10, 2017

SEASON HIGHS

	PTS	REBS	ASTS	STLS	BLKS	MIN	FGM	FGA	3PM	3PA	FTM	FTA
2017	17	10	3	2	2	37:31	8	14	0	1	7	8
2020	0	0	0	0	0	00:24	0	0	0	0	0	0
2021	19	8	5	2	1	34:42	8	20	2	3	4	4
2022	16	8	3	3	1	31:40	6	13	2	4	5	6
2023	23	9	2	1	1	31:00	8	17	2	6	5	6
2024	0	0	0	0	0	0	0	0	0	0	0	0

MILESTONES REACHED

Mark	Opponent	Date	Game #
1st Point			
500th Point			

UPCOMING MILESTONES

Mark	Category	Current	Needs
600	Points	598	2

10+ REBOUNDS GAMES

	REB 10+	DUB-DUBS PT/REB
YEAR		
2017	1	0
2020	0	0
2021	0	0
2022	0	0
2023	0	0
2024	0	0
Totals	1	0

10+ POINT GAMES

	SCORING 10+	20+
YEAR		
2017	3	0
2020	0	0
2021	4	0
2022	8	0
2023	7	1
2024	0	0
Totals	22	1

CAREER REGULAR SEASON STATISTICS

YEAR	TM	G	GS	MP	FG	FGA	FG%	3P	3PA	3P%	2P	2PA	2P%	eFG%	FT	FTA	FT%	OR	DR	REB	RPG	A	S	B	TO	PF	PTS	PPG
2017	PHO	34	0	440	56	114	.491	0	2	.000	56	112	.500	.491	37	63	.587	43	79	122	3.6	10	5	5	31	72	149	4.4
2020	LVA	1	0	.25	0	0	---	0	0	---	0	0	---	---	0	0	---	0	0	0	0.0	0	0	0	0	0	0	0.0
2021	TOT	20	6	295	45	101	.446	7	24	.292	38	77	.494	.480	13	18	.722	25	49	74	3.7	17	5	4	32	42	110	5.5
2021	LVA	3	0	17	2	5	.400	0	2	.000	2	3	.667	.400	2	2	1.000	2	3	5	1.7	1	0	1	3	3	6	2.0
2021	CON	5	0	58	8	17	.471	4	8	.500	4	9	.444	.588	1	2	.500	5	10	15	3.0	4	0	1	5	10	21	4.2
2021	IND	12	6	220	35	79	.443	3	14	.214	32	65	.492	.462	10	14	.714	18	36	54	4.5	12	5	2	24	29	83	6.9
2022	TOT	24	2	334	60	114	.526	9	18	.500	51	96	.531	.566	35	48	.729	22	53	75	3.1	13	14	2	16	48	164	6.8
2022	PHO	1	0	6	1	1	1.000	0	0	---	1	1	1.000	1.000	1	2	.500	0	2	2	2.0	1	0	0	0	0	3	3.0
2022	IND	23	2	328	59	113	.522	9	18	.500	50	95	.526	.562	34	46	.739	22	51	73	3.2	12	14	2	16	48	161	7.0
2023	IND	30	3	314	61	134	.455	13	34	.382	48	100	.480	.504	40	44	.909	24	70	94	3.1	14	4	2	33	42	175	5.8
2024	LVA																											
Career		109	11	1383	222	463	.479	29	78	.372	193	385	.501	.511	125	173	.723	114	251	365	3.3	54	28	13	112	204	598	5.5

Aces vs Mercury Game Notes | May 14, 2024 @ Las Vegas | 15

ALYSHA CLARK • NO. 7

Forward • 5-11 • Middle Tennessee '10 • 10th Year



WNBA CAREER HIGHLIGHTS

- 2023 WNBA Sixth Player of the Year
- 2018, 2020 & 2023 WNBA Champion
- 2020 WNBA All-Defensive First Team
- 2019 WNBA All-Defensive Second Team
- 2019, 2020 led WNBA in 3-point field goal percentage.
- Enters the 2024 WNBA season ranked third in league history in two-point field goal percentage (.577). Sylvia Fowles ranks first at .599.
- Enters the 2024 WNBA season ranked second in league history in effective field goal percentage.

2023 (LAS VEGAS)

- Won her 3rd WNBA Championship.
- Named the WNBA and Associated Press Sixth Woman of the Year.
- Started Game 4 of the Finals and was instrumental in holding Breanna Stewart to 10 points on 3 of 17 from the field.
- Against Chicago in the First Round, scored 13 points on Sept. 13 in Game 1 and 14 points on Sept. 17 in Game 2.
- Scored a season-high 16 points on Sept. 2 vs. Seattle on 4 of 9 from the field, 4 of 6 from 3-point and 4 of 4 from the line.
- Scored in double figures 13 times in 48 games, including 3 in the playoffs and 10 in the regular season.

2022 (WASHINGTON)

- Finished 1st in the WNBA in 2-point field goal percentage (.629).
- Scored in double-figures on 9 occasions, including a season-high 20 points at Las Vegas on June 25.

SEASON HIGHS

	PTS	REBS	ASTS	STLS	BLKS	MIN	FGM	FGA	3PM	3PA	FTM	FTA
2012	9	8	1	1	1	26:00	4	7	2	3	3	4
2013	11	6	2	2	1	25:00	4	9	3	5	3	5
2014	8	6	2	2	4	27:00	4	8	2	4	4	4
2015	14	9	3	3	1	32:47	5	9	3	5	4	5
2016	23	8	7	3	1	35:22	7	13	3	7	7	8
2017	22	10	5	2	1	36:19	9	13	3	5	4	4
2018	17	8	4	5	1	38:17	6	9	3	6	8	8
2019	21	10	6	3	4	35:59	7	14	4	7	5	6
2020	16	8	6	4	2	36:31	7	12	4	6	4	5
2021	DNP -- Injured											
2022	20	9	5	4	1	40:50	8	11	4	7	4	4
2023	16	8	4	2	1	35:08	4	9	4	7	4	4
2024												

2021 (WASHINGTON)

- Sat out the 2021 WNBA season due to a Lisfranc injury of her right foot suffered while playing in France.

2020 (SEATTLE)

- Won her 2nd WNBA Championship.
- Led the WNBA in Offensive Efficiency Rating (132.6), which, heading into the 2024 season, was the 3rd-highest in league history per Basketball Reference.
- Led WNBA in 3-point field goal percentage with what was, at the time, the 5th highest percentage in league history.

2019 (SEATTLE)

- Led WNBA in 3-point field goal percentage.
- Finished 8th in the WNBA in true shooting percentage (.602) and 4th in effective field goal percentage (.589).

2018 (SEATTLE)

- Won her 1st WNBA Championship.
- Scored in double figures on 9 occasions, including a season-high 17 at Los Angeles on June 7.

2017 (SEATTLE)

- Finished 3rd in the WNBA in 2-point field goal percentage (.622), 10th in field goal percentage, and 8th in effective field goal percentage (.579).
- Scored in double figures on 12 occasions, including 2 games of 20 or more and a season-high 22 vs. Indiana on May 28

2016 (SEATTLE)

- Finished 9th in the WNBA in 3-point field goal percentage, 10th in 2-point field goal percentage, 10th in true shooting percentage (.609) and 9th in effective field goal percentage (.567).
- Scored in double-figures on 14 occasions, including 2 games of 20 or more points, and a career-high 23 points on 7-of-7 shooting from the field vs. New York on June 5.

2015 (SEATTLE)

- Led the WNBA in 2-point field goal percentage (.689), true shooting percentage (.646) and effective field goal percentage (.620), and finished 5th in field goal percentage.
- Scored in double figures on 9 occasions, including a season-high 14 vs. Atlanta on July 18.

2014 (SEATTLE)

- Picked up the first start of her WNBA career on May 23 vs. Connecticut.

2013 (SEATTLE)

- Scored in double figures on 2 occasions, including a season-high 11 points vs. Tulsa on September 14.

2012 (SEATTLE)

- Saw her first action in the W on June 1 vs. Tulsa.

COLLEGIATE HIGHLIGHTS

- Earned multiple All-America honors as a senior.
- Two-time Sun Belt Player of the Year (2009, 2010).
- Two-time Sun Belt Tournament Most Outstanding Player (2009, 2010).
- Two-time leading scorer in the nation (2008-09, 2009-10)

GO TO ALYSHA CLARK'S COMPLETE BIO ONLINE

- Online bio includes items such as expanded WNBA statistics, more notes, college and international statistics, and more!

RECORD WITHOUT

Year	Games Missed	Record With	Record Without
2012	11	12-11	4- 7
2013	1	16-17	1- 0
2014	0	12-22	0- 0
2015	1	10-23	0- 1
2016	1	16-17	0- 1
2017	1	14-19	1- 0
2018	4	23- 7	3- 1
2019	3	17-14	1- 2
2020	0	18- 4	0- 0
2021	32	0- 0	12-20
2022	7	18-11	4- 3
2023	1	33- 6	1- 0
2024	0	0-0	0-0
Totals	62	189-150	27-35


ALYSHA CLARK • NO. 7

WNBA RANKINGS										2023 REGULAR SEASON HIGHS				
	PPG	RPG	APG	SPG	BPG	MPG	FG%	3G%	FT%	PTS				
2012	---	---	---	---	---	---	---	---	---	16	Seattle	Sept. 2		
2013	---	---	---	---	---	---	---	---	---	8	@ Los Angeles	July 12		
2014	---	---	---	---	---	---	---	---	---	4	@ Phoenix	June 21		
2015	---	---	---	---	---	---	5th	---	---	2	6x, last @ Chicago	Aug. 24		
2016	---	---	---	---	---	---	16th	9th	---	1	5x, last @ New York	Aug. 28		
2017	---	---	---	---	---	---	7th	---	---	35:08	Dallas	July 5		
2018	---	---	---	---	---	---	---	---	---	CAREER REGULAR SEASON HIGHS				
2019	---	---	---	---	---	---	18th	1st	---	PTS	23	New York	June 5, 2016	
2020	---	---	---	13th	---	23rd	4th	1st	---	REBS	10	2x, last vs LA	June 21, 2019	
2021	DNP -- Injured									ASTS	7	@ Atlanta	Sept. 4, 2016	
2022	---	---	---	---	---	---	---	---	---	STLS	5	@ Los Angeles	June 7, 2018	
2023	---	---	---	---	---	---	---	17th	---	BLKS	4	2x, last @ Chicago	June 9, 2019	
2024	---	---	---	---	---	---	---	---	---	MINS	41	@ Las Vegas	June 25, 2022	

MILESTONES REACHED				UPCOMING MILESTONES			
Mark	Opponent	Date	Game #	Mark	Category	Current	Needs
1st Point	Tulsa	June 1, 2012	1	2,500	Points	2,384	116
1,000th Point	@ Dallas	July 1, 2017	171	1,500	Rebounds	1,192	308
2,000th Point	@ Seattle	June 23, 2022	286	500	Assists	493	7
1,000th Rebound	@ Connecticut	July 3, 2022	289	300	Steals	254	46

10+ REBOUNDS & ASSISTS GAMES					10+ POINT GAMES		
YEAR	REB 10+	ASTS 10+	DOUBLE-DOUBLES PT/REB	PT/AST	YEAR	10+	20+
2012	0	0	0	0	2012	0	0
2013	0	0	0	0	2013	2	0
2014	0	0	0	0	2014	0	0
2015	0	0	0	0	2015	9	0
2016	0	0	0	0	2016	14	2
2017	1	0	0	0	2017	12	2
2018	0	0	0	0	2018	9	0
2019	1	0	0	0	2019	16	1
2020	0	0	0	0	2020	13	0
2021	DNP -- Injured				2021	DNP -- Injured	
2022	0	0	0	0	2022	9	1
2023	0	0	0	0	2023	10	0
2024	0	0	0	0	2024	0	0
Totals	2	0	0	0	Totals	94	6

CAREER REGULAR SEASON STATISTICS																												
YEAR	TM	G	GS	MP	FG	FGA	FG%	3P	3PA	3P%	2P	2PA	2P%	eFG%	FT	FTA	FT%	OR	DR	REB	RPG	A	S	B	TO	PF	PTS	PPG
2012	SEA	23	0	238	29	53	.547	9	20	.450	20	33	.606	.632	12	17	.706	13	34	47	2.0	7	5	1	19	27	79	3.4
2013	SEA	33	0	505	48	106	.453	16	41	.390	32	65	.492	.528	19	25	.760	32	50	82	2.5	12	14	5	35	50	131	4.0
2014	SEA	34	22	561	56	125	.448	14	57	.246	42	68	.618	.504	16	23	.696	26	47	73	2.1	20	16	10	24	64	142	4.2
2015	SEA	33	31	763	86	158	.544	24	68	.353	62	90	.689	.620	31	40	.775	13	108	121	3.7	39	23	6	36	79	227	6.9
2016	SEA	33	32	911	105	217	.484	36	93	.387	69	124	.556	.567	50	59	.847	40	81	121	3.7	64	24	2	44	87	296	9.0
2017	SEA	33	33	934	106	202	.525	22	67	.328	84	135	.622	.579	38	51	.745	33	105	138	4.2	54	24	4	33	80	272	8.2
2018	SEA	31	30	813	83	173	.480	29	74	.392	54	99	.545	.564	33	39	.846	31	77	108	3.5	58	31	4	36	70	228	7.4
2019	SEA	31	30	881	114	237	.481	51	106	.481	63	131	.481	.589	18	22	.818	37	108	145	4.7	79	33	17	48	60	297	9.6
2020	SEA	22	22	633	82	147	.558	35	67	.522	47	80	.588	.677	20	25	.800	19	74	93	4.2	59	33	11	19	38	219	10.0
2022	WAS	29	29	766	91	196	.464	30	99	.303	61	97	.629	.541	21	23	.913	23	108	131	4.5	59	27	8	38	55	233	8.0
2023	LVA	4	0	85	13	25	.520	5	12	.417	8	13	.615	.620	3	3	1.000	5	12	17	4.3	4	2	0	2	9	34	8.5
2024																												
Career		26	20	747	77	165	.467	29	75	.387	48	90	.533	.555	30	33	.909	36	98	134	5.2	55	18	9	20	65	213	8.2



SYDNEY COLSON • No. 51

Guard • 5-8 • Texas A&M '11 • 10th Year

PERSONAL

- Majored in sociology at Texas A&M.
- Would like to pursue a television career as a sports commentator after WNBA career.
- Takes acting classes, and has spent time as a stand up comic (watch her recent set from Brad Garrett's Comedy Club at MGM Grand)

GO TO SYDNEY COLSON'S COMPLETE BIO ONLINE

- Online bio includes items such as expanded WNBA statistics, more notes, college and international statistics, and more!

WNBA CAREER HIGHLIGHTS

- 2022 & 2023 WNBA Champion

2023 (LAS VEGAS)

- Won her 2nd WNBA Championship.
- Posted the highest effective field goal percentage of her career (.556).
- Scored a season-high 6 points on Aug. 28

2022 (LAS VEGAS)

- Won her 1st WNBA Championship.
- Her 5 assists at Phoenix on May 6 were her most since she dished out 6 vs. Atlanta on Aug. 16, 2020.

2019 (LAS VEGAS)

- Forced the pass in the 2nd round of the WNBA Playoffs which led to the 'Hamby Heave' and a trip to the WNBA Semifinals for the Aces.

COLLEGIATE HIGHLIGHTS

- Finished her career ranked 5th all-time at A&M in assists and 4th in steals .
- Posted 3-straight 100-assist seasons.
- Led Aggies to the 2011 NCAA National Championship, and was named All-Big 12 honorable mention as a senior.

RECORD WITHOUT

Year	Games Missed	Record With	Record Without
2011	18	10- 6	9- 9
2015	0	8-26	0- 0
2016	0	7-27	0- 0
2017	6	7-21	1- 5
2018	32	0- 2	18-14
2019	1	20-13	1- 0
2020	5	8- 9	4- 1
2022	18	15- 2	11- 7
2023	12	24- 4	10- 2
2024	0	0- 0	0- 0
Totals	90	99-111	53-38

SYDNEY COLSON • No. 51

WNBA RANKINGS										2023 REGULAR SEASON HIGHS				
	PPG	RPG	APG	SPG	BPG	MPG	FG%	3G%	FT%	PTS		@	New York	Aug. 28
2011	---	---	---	---	---	---	---	---	---	REBS	2		2x, last vs. LA	May 27
2015	---	---	15th	---	---	---	---	---	---	ASTS	3		2x, last vs. New York	June 29
2016	---	---	---	23rd	---	---	---	---	---	STLS	2		Washington	August 31
2017	---	---	---	---	---	---	---	---	---	BLKS	1		Los Angeles	May 27
2018	---	---	---	---	---	---	---	---	---	MINS	12:08	@	Phoenix	Sept. 8
2019	---	---	---	---	---	---	---	---	---	CAREER REGULAR SEASON HIGHS				
2020	---	---	---	---	---	---	---	---	---	PTS	17	@	Washington	July 13, 2019
2022	---	---	---	---	---	---	---	---	---	REBS	4	5x	Last vs. Phoenix	Sept. 10, 2023
2023	---	---	---	---	---	---	---	---	---	ASTS	8	@	Phoenix	June 30, 2015
2024	---	---	---	---	---	---	---	---	---	STLS	4	3x	Last @ Washington	July 13, 2019
										BLKS	2	3x	Last @ New York	July 7, 2019
										MINS	30	@	Tulsa	Sept. 8, 2015

SEASON HIGHS													
	PTS	REBS	ASTS	STLS	BLKS	MIN	FGM	FGA	3PM	3PA	FTM	FTA	
2011	6	1	2	2	1	16:00	2	3	2	3	5	6	
2015	9	4	8	4	2	30:06	4	9	1	3	4	6	
2016	12	4	6	4	1	24:47	5	9	2	4	6	6	
2017	11	3	7	2	1	26:49	5	11	1	2	4	6	
2018	4	2	2	0	1	11:00	2	4	2	2	1	2	
2019	17	3	5	4	2	22:13	4	7	2	3	8	11	
2020	6	2	6	3	0	15:52	3	7	1	3	2	2	
2022	5	2	5	1	0	15:36	2	7	1	3	2	2	
2023	6	2	3	2	1	12:08	2	5	2	3	2	2	
2024	0	0	0	0	0	0	0	0	0	0	0	0	

MILESTONES REACHED				UPCOMING MILESTONES			
Mark	Opponent	Date	Game #	Mark	Category	Current	Needs
1st Point	Atlanta	6/14/2011	1	200	Rebounds	167	33
500th Point	@ Connecticut	8/23/2019	178	400	Assists	364	36

10+ REBOUNDS & ASSISTS GAMES				10+ POINT GAMES		
	REB	ASTS	DUB-DUBS	SCORING		
YEAR	10+	10+	PT/REB	YEAR	10+	20+
2011	0	0	0	2011	0	0
2015	0	0	0	2015	0	0
2016	0	0	0	2016	2	0
2017	0	0	0	2017	1	0
2018	0	0	0	2018	0	0
2019	0	0	0	2019	2	0
2020	0	0	0	2020	0	0
2022	0	0	0	2022	0	0
2023	0	0	0	2023	0	0
2024	0	0	0	2024	0	0
Totals	0	0	0	Totals	5	0

CAREER REGULAR SEASON STATISTICS																												
YEAR	TM	G	GS	MP	FG	FGA	FG%	3P	3PA	3P%	2P	2PA	2P%	eFG%	FT	FTA	FT%	OR	DR	REB	RPG	A	S	B	TO	PF	PTS	PPG
2011	NYL	16	0	86	7	20	.350	3	7	.429	4	13	.308	.425	5	6	.833	0	6	6	0.4	10	4	2	17	9	22	1.4
2015	SAS	34	5	541	44	107	.411	7	22	.318	37	85	.435	.444	24	35	.686	10	29	39	1.1	95	28	10	42	61	119	3.5
2016	SAS	34	0	573	59	137	.431	5	26	.192	54	111	.486	.449	49	59	.831	14	41	55	1.6	87	38	1	51	62	172	5.1
2017	SAS	28	4	326	29	88	.330	2	10	.200	27	78	.346	.341	22	32	.688	3	12	15	0.5	55	14	2	27	36	82	2.9
2018	MIN	2	0	17	3	7	.429	0	2	.000	3	5	.600	.429	1	2	.500	1	1	2	1.0	4	0	1	4	2	7	3.5
2019	LVA	33	0	379	37	84	.440	9	20	.450	28	64	.438	.494	27	33	.818	2	21	23	0.7	59	31	4	28	40	110	3.3
2020	CHI	17	0	110	9	21	.429	3	9	.333	6	12	.500	.500	7	8	.875	1	6	7	0.4	14	6	0	14	13	28	1.6
2022	LVA	18	0	123	10	32	.313	3	11	.273	7	21	.333	.359	5	5	1.000	3	5	8	0.4	18	2	0	7	14	28	1.6
2023	LVA	28	0	135	12	27	.444	6	16	.375	6	11	.545	.556	5	6	.833	4	8	12	0.4	22	9	1	6	24	35	1.3
2024																												
Career		210	9	2290	211	524	.403	38	123	.309	173	401	.431	.439	145	186	.780	38	129	167	0.8	364	132	21	196	261	605	2.9



CHELSEA GRAY • No. 12

Point Guard • 5-11 • Duke '13 • 10th Year

WNBA CAREER HIGHLIGHTS

- 2023, 2022 & 2016 WNBA Champion
- 2022 WNBA Finals MVP
- 2023, 2021, 2019, 2018, 2017 WNBA All-Star
- 2019 All-WNBA First Team
- 2023 and 2017 All-WNBA Second Team
- 2022 WNBA Commissioner's Cup MVP
- Two-time WNBA Western Conference Player of the Week (Aug. 1, 2023; May 27, 2018)
- 2023 All-Star Skills Contest winner

2023 (LAS VEGAS)

- Won her 3rd WNBA Championship.
- Named to the AP All-League First Team and All-WNBA Second Team.
- Finished 3rd among league leaders for assists (7.3 apg).
- Named an All-Star starter.
- Teamed with Kelsey Plum to win the WNBA All-Star Skills Contest.
- Western Conference Player of the Week for games played July 24-30 (24.5 ppg, 5.5 rpg, 8.5 apg).
- Had 20 points and 7 assists to open the playoffs against Chicago on Sept. 13.
- Injured (left foot) and was sidelined for Game 4 of the Finals.
- Averaged 13.1 ppg and 7.3 apg in the first 3 Finals games.
- Recorded the franchise's 2nd triple-double, the 1st for points-rebounds-assists, with 22 points, 11 rebounds and 11 assists against New York on Aug. 17.
- Notched a franchise-record 10 points-assists double-doubles on the year.

2023 (LAS VEGAS)

- Won her 2nd WNBA Championship.
- Won WNBA Championship
- Named WNBA Finals MVP (18.3 ppg, 3.0 rpg, 6.0 apg, 58.5 FG%, 45.0 3G%)
- Named WNBA Commissioner's Cup MVP (19 points, 4 rebounds, 5 assists)
- Finished 21st in the league in scoring, 4th in assists, 17th in field goal percentage, 4th in free throw percentage, 4th in steals, and 22nd in minutes)

2021 (LAS VEGAS)

- Set or tied 3 franchise assist records—14 in a game vs. Lynx, Sept. 8; 10 in a half and 7 in a quarter vs. Fever, May 28

2019 (LOS ANGELES)

- Recorded the 8th triple-double in WNBA regular season history, July 7 (13-pt, 10-reb, 13-asst vs. Washington).
- Set franchise mark with 20 points in a quarter, August 29 vs. Indiana—2nd most points scored in a quarter in W history

2017 (LOS ANGELES)

- 3-point field goal percentage (.482) was highest in team history and 7th highest in WNBA history for players with 50+ attempts

2014 (CONNECTICUT)

- Sat out season rehabbing right knee injury suffered senior year at Duke.

INTERNATIONAL HIGHLIGHTS

- 2020 Olympic gold medalist
- 2022 World Cup gold medalist

COLLEGIATE HIGHLIGHTS

- 2-time All-American
- 2013 ACC Co-Player of the Year
- Set program record for assists in a season (201) as a sophomore

HIGH SCHOOL HIGHLIGHTS

- 2010 California Miss Basketball
- 2010 Gatorade Player of the Year selection

GO TO CHELSEA GRAY'S COMPLETE BIO ONLINE

- Online bio includes items such as expanded WNBA statistics, more notes, college, international and USA Basketball statistics, and more!

RECORD WITHOUT

Year	Games Missed	Record With	Record Without
2014	34	0-0	13-21
2015	0	15-19	0-0
2016	1	25-8	1-0
2017	0	26-8	0-0
2018	0	19-15	0-0
2019	0	22-12	0-0
2020	0	15-7	0-0
2021	0	24-8	0-0
2022	1	25-10	1-0
2023	0	34-6	0-0
2024	0	0-0	0-0
Totals	36	204-93	15-21

CHELSEA GRAY • No. 12

WNBA RANKINGS										2023 REGULAR SEASON HIGHS			
	PPG	RPG	APG	SPG	BPG	MPG	FG%	3G%	FT%	PTS			
2015	---	---	18th	---	---	---	---	---	---	REBS	27	Dallas	July 30
2016	---	---	---	---	---	---	---	---	---	ASTS	11	New York	Aug. 17
2017	19th	---	6th	---	---	3rd	10th	1st	22nd	STLS	12	3x, Last at Phoenix	Sept. 8
2018	19th	---	6th	6th	---	5th	16th	14th	18th	BLKS	4	@ Seattle	July 20
2019	13th	---	2nd	---	---	4th	---	13th	5th	MINS	3	@ Chicago	Aug. 24
2020	21st	---	5th	11th	---	14th	---	---	2nd		37:23	New York	Aug. 17
2021	---	---	4th	20th	---	---	16th	16th	---	CAREER REGULAR SEASON HIGHS			
2022	21st	---	4th	4th	---	22nd	17th	---	4th	PTS	33	Seattle	Aug. 14, 2022
2023	21st	---	3rd	9th	24th	15th	14th	7th	5th	REBS	11	New York	Aug. 17, 2023
2024										ASTS	14	Minnesota	Sept. 8, 2021
										STLS	6	@ Minnesota	May 20, 2018
										BLKS	3	2x, Last @ Chicago	Aug. 24, 2023
										MINS	48	@ Chicago	Aug. 18, 2017

SEASON HIGHS

	PTS	REBS	ASTS	STLS	BLKS	MIN	FGM	FGA	3PM	3PA	FTM	FTA
2015	16	9	7	3	2	25:48	6	11	4	5	5	6
2016	23	6	8	3	1	36:30	8	10	2	3	6	7
2017	25	8	10	4	1	47:51	9	18	5	8	8	10
2018	26	7	11	6	3	38:36	11	20	4	7	8	11
2019	30	10	13	5	2	41:03	11	21	7	9	7	7
2020	27	8	11	3	1	39:06	10	19	4	7	5	5
2021	21	6	14	5	2	37:14	8	19	3	6	5	5
2022	33	7	12	5	2	39:56	11	17	5	8	11	11
2023	27	11	12	4	3	37:23	10	22	4	7	10	12
2024	0	0	0	0	0	0	0	0	0	0	0	0

MILESTONES REACHED

Mark	Opponent	Date	Game #
1st Point	Washington	June 5, 2015	1
1,000th Pt	Phoenix	May 27, 2018	105
2,000th Pt	Las Vegas	Aug. 7, 2020	175
3,000th Pt	@ Seattle	Aug. 7, 2022	255
1,000th Ast	@ Phoenix	May 6, 2022	234

UPCOMING MILESTONES

Mark	Category	Current	Needs
4,000	Points	3,683	317
1,000	Rebounds	936	64
1,500	Assists	1,499	1
400	Steals	340	60

10+ REBOUNDS & ASSISTS GAMES


YEAR	REB 10+	ASTSDOUBLE-DOUBLES 10+	PT/REB	PT/AST
2015	0	0	0	0
2016	0	0	0	0
2017	0	1	1	0
2018	0	1	1	0
2019	1	2	1	1
2020	0	1	0	0
2021	0	3	1	0
2022	0	1	1	0
2023	1	10	10	1
2024	0	0	0	0
Totals	2	19	15	2

10+ POINT GAMES

YEAR	10+	20+	30+
2015	9	0	0
2016	7	2	0
2017	28	6	0
2018	28	9	0
2019	28	7	1
2020	18	4	0
2021	19	1	0
2022	25	5	0
2023	35	8	0
2024	0	0	0
Totals	197	42	1

CAREER REGULAR SEASON STATISTICS

YEAR	TM	G	GS	MP	FG	FGA	FG%	3P	3PA	3P%	2P	2PA	2P%	eFG%	FT	FTA	FT%	OR	DR	REB	RPG	A	S	B	TO	PF	PTS	PPG
2015	CON	34	0	543	86	203	.424	23	66	.348	63	137	.460	.480	40	49	.816	18	60	78	2.3	92	22	5	59	43	235	6.9
2016	LAS	33	1	540	71	157	.452	14	46	.304	57	111	.514	.497	39	50	.780	8	50	58	1.8	71	16	4	40	38	195	5.9
2017	LAS	34	34	1125	184	363	.507	53	110	.482	131	253	.518	.580	81	98	.827	21	92	113	3.3	151	36	8	65	74	502	14.8
2018 *	LAS	34	34	1111	193	399	.484	38	97	.392	155	302	.513	.531	81	97	.835	17	99	116	3.4	175	48	6	79	65	505	14.9
2019 *	LAS	34	34	1108	188	452	.416	50	131	.382	138	321	.430	.471	66	72	.917	14	114	128	3.8	202	33	3	108	49	492	14.5
2020	LAS	22	22	679	122	276	.442	18	59	.305	104	217	.479	.475	46	49	.939	15	66	81	3.7	116	34	2	60	38	308	14.0
2021 *	LVA	32	32	926	148	326	.454	27	71	.380	121	255	.475	.495	32	36	.889	15	77	92	2.9	189	37	9	88	43	355	11.1
2022	LVA	35	35	1039	183	373	.491	34	100	.340	149	273	.546	.536	81	89	.910	10	102	112	3.2	212	57	10	80	54	481	13.7
2023	LVA	40	40	1288	225	459	.490	64	152	.421	161	307	.524	.560	96	107	.897	12	146	158	4.0	291	57	25	101	73	610	15.3
2024																												
Career		298	232	8359	1400	3008	.465	321	832	.386	1079	2176	.496	.519	562	647	.869	130	806	936	3.1	1499	340	72	681	477	3683	12.4



DYAISHA FAIR • No. 2

Guard • 5-5 • Syracuse '24 • Rookie

WNBA CAREER HIGHLIGHTS

- Selected No. 16 by the Las Vegas Aces in the 2024 WNBA Draft.

2024 (LAS VEGAS)

.

COLLEGIATE HIGHLIGHTS

- Capped her collegiate career ranked No. 3 among all-time NCAA Division I scorers with 3,403 points, behind No. 2 Kelsey Plum's 3,527 points.
- 2024 Associated Press All-America third team
- Played three seasons for Buffalo starting in 2019-20, before transferring to Syracuse ahead of the 2022-23 season.
- Four-time all-conference first team honoree, two each in the MAC and ACC, and named to the 2020 All-Mid America second team, while also collecting 2020 MAC Rookie of the Year accolades. Further, Fair earned 2021 MAC and 2023 ACC All-Defensive Team honors.

- In her final year at Buffalo, earned the 2022 MAC Tournament MVP award after averaging 25.7 points, 4.3 rebounds and 5.7 assists per game in leading Buffalo to the tournament title and an NCAA berth.
- During Fair's two years playing for the Orange, Syracuse advanced to the 2023 WNIT third round and 2024 NCAA Tournament second round.

PERSONAL

- Hails from Rochester, New York.

COLLEGIATE STATISTICS

YEAR	SCHOOL	G	GS	MP	FG	FGA	FG%	3P	3PA	3P%	FT	FTA	FT%	ORB	DRB	TRB	RPG	A	S	B	TO	PF	PTS	PPG
2019-20	Buffalo	30	26	1082	232	624	.372	74	236	.314	122	170	.718	58	120	178	5.9	106	83	3	123	45	660	22.0
2020-21	Buffalo	24	24	873	187	513	.365	60	190	.316	145	179	.810	47	96	143	6.0	122	70	3	66	35	579	24.1
2021-22	Buffalo	34	34	1270	276	684	.404	93	253	.368	151	185	.816	37	128	165	4.9	149	71	4	67	31	796	23.4
2022-23	Syracuse	33	33	1181	228	573	.398	88	243	.362	112	137	.818	25	92	117	3.5	138	79	4	65	22	656	19.9
2023-24	Syracuse	32	30	1198	236	602	.392	115	305	.377	125	157	.796	44	102	146	4.6	114	76	6	66	16	712	22.3
Career		153	147	5604	1159	2996	.387	430	1227	.350	655	828	.791	211	538	749	4.9	629	379	20	387	149	3403	22.2



MEGAN GUSTAFSON • No. 17

Center • 6-4 • Iowa '19 • 6th Year

2023 (PHOENIX, 9-31)

- Started 4 of 34 contests, the most starts and most games in her W career, and connected on 52.6% of her shots from the field, which ranked 6th among league leaders, and also hit 34.9% from 3-point range.
- Shot 4-of-4 from the field, 1-of-1 from afar and 1-of-1 from the line in 14 minutes against Connecticut on August 31.
- Scored a career-high 19 points and grabbed 8 rebounds against Atlanta in fewer than 22 minutes.
- Pulled down a season-high 10 boards to go with 10 points, her lone double-double of the season, against the Aces on June 21.
- After averaging no more than 4.0 ppg and 3.6 rpg in each of her first four seasons, upped her averages to career-bests of 7.9 ppg and 3.9 rpg in 2023
- Ranked among the top 10 league leaders for field goal percentage (6th), 2-point field goal percentage (.576, 4th), true shooting percentage (.608, 10th) and effective field goal percentage (.564, 7th).

2022 (PHOENIX, 15-21)

- Played in 33 games off the bench, the most games in a season over her first four years in the league.
- Scored a season-high 15 points on 6-of-10 shooting from the field against Minnesota on August 10.
- Posted one double-double, 12 points and 10 boards, against Chicago on Aug. 14.

2021 (WASHINGTON, 19-21)

- Had season-highs of 12 points at Seattle on September 7 and 9 rebounds at Chicago on July 10.
- Washington was 5-6 in the 11 games Gustafson played.

2020 (DALLAS, 8-14)

- Dallas had a 4-6 record in the 10 games Gustafson played from July 26-September 13.

2019 (DALLAS, 10-24)

- Twice scored 11 points and three times hauled in 8 rebounds as a rookie for Dallas.
- Went 7-of-7 from the line against New York on August 1 and shot a career-best 90.0% from the line on the year.

INTERNATIONAL (SPAIN)

- The naturalized Spaniard helped Spain earn a 2024 Olympic berth at the 2024 Olympic Qualifying Tournament in Sopron, Hungary. It was her debut in a Spanish jersey.

COLLEGIATE CAREER HIGHLIGHTS

- In her four years at Iowa, the Hawkeyes posted a 92-43 (.682) record, advanced to postseason play all four years, including the 2019 NCAA Elite Eight, and captured the 2019 Big 10 Tournament and regular season crowns.
- Averaged 20.8 points, 10.8 rebounds and 1.7 blocks per game over her four-year collegiate career, helping Iowa increase its win total from 19 in her freshman season, to 29 as a senior.
- Her No. 10 jersey was retired by the Hawkeyes on January 26, 2020.
- Before being passed in 2023-24 by Caitlin Clark, Gustafson was Iowa's all-time leading scorer (2,804 points), remains as the all-time leading rebounder (1,460) and lists among the top 10 in numerous Iowa single game, single season and all-time career records.

- Her 1,460 rebounds is a Big Ten career record.
- 2019 Naismith, Associated Press, ESPNw and USBWA Player of the Year
- 2019 Senior CLASS Award and Lisa Leslie Award winner.
- Associated Press and USBWA All-America first team (2019) and second team (2018).
- WBCA All-America first team (2019) and honorable mention (2018)
- 2018 (media) and 2019 (media and coaches) Big 10 Player of the Year.
- Unanimous three-time All-Big Ten first team (2017, 2018 and 2019) and was on the 2016 Big Ten All-Freshman Team.
- 2019 Big Ten All-Defensive Team.
- MVP of the 2019 Big Ten Tournament and 2018 and 2019 All-Big Ten Tournament first team selection.

PERSONAL

- Parents are Eva and Clendon Gustafson.
- Has one sister, Emily, who played basketball at Upper Iowa.
- Father played basketball at UW-Superior and mother played basketball and volleyball at St. Scholastica.

GO TO MEGAN GUSTAFSON'S BIO ONLINE

- Online bio includes items such as expanded WNBA statistics, more notes, college, international and Spain Basketball Federation statistics, and more!

RECORD WITHOUT

Year	Games Missed	Record With	Record Without
2019	5	8-14	2-3
2020	10	4-6	4-8
2021	7	5-6	1-6
2022	3	13-20	2-1
2023	6	7-27	2-4
2024	0	0-0	0-0
Totals	31	37-73	11-22

MEGAN GUSTAFSON • No. 17

WNBA RANKINGS										2024 REGULAR SEASON HIGHS			
	PPG	RPG	APG	SPG	BPG	MPG	FG%	3G%	FT%	PTS	REBS	ASTS	STLS
2019	---	---	---	---	---	---	---	---	---	---	---	---	---
2020	---	---	---	---	---	---	---	---	---	---	---	---	---
2021	---	---	---	---	---	---	---	---	---	---	---	---	---
2022	---	---	---	---	---	---	---	---	---	---	---	---	---
2023	---	---	---	---	---	---	---	---	---	---	---	---	---
2024	---	---	---	---	---	---	6th	---	---	---	---	---	---
CAREER REGULAR SEASON HIGHS													
PTS	19	@	Atlanta	July 25, 2023									
REBS	10	2x,	Last vs Las Vegas	Aug. 23, 2023									
ASTS	3	4x,	Last vs Washington	Sept. 5, 2023									
STLS	2	3x,	Last vs Las Vegas	Sept. 10, 2023									
BLKS	3	@	Atlanta	July 25, 2023									
MINS	28		Indiana	Aug. 20, 2023									

SEASON HIGHS													
	PTS	REBS	ASTS	STLS	BLKS	MIN	FGM	FGA	3PM	3PA	FTM	FTA	
2019	11	8	1	1	1	27:10	4	7	1	3	7	7	
2020	8	3	1	0	1	16:16	2	5	0	1	4	4	
2021	12	9	0	1	1	20:40	6	9	0	1	3	5	
2022	15	10	3	2	1	26:14	6	10	2	3	3	5	
2023	19	10	3	2	3	27:37	7	15	2	4	5	6	
2024	0	0	0	0	0	0	0	0	0	0	0	0	

MILESTONES REACHED				UPCOMING MILESTONES			
Mark	Opponent	Date	Game #	Mark	Category	Current	Needs
1st Point	Phoenix	June 20, 2019	1	600	Points	525	75
500th Point	Washington	Sept. 5, 2023	110				
300th Rebound	Las Vegas	Sept. 8, 2023	111				

10+ REBOUNDS & ASSISTS GAMES					10+ POINT GAMES		
	REB	ASTS	DOUBLE-DOUBLES		SCORING		
YEAR	10+	10+	PT/REB	PT/AST	YEAR	10+	20+
2019	0	0	0	0	2019	2	0
2020	0	0	0	0	2020	0	0
2021	0	0	0	0	2021	1	0
2022	1	0	1	0	2022	2	0
2023	1	0	1	0	2023	14	0
2024	0	0	0	0	2024	0	0
Totals	2	0	2	0	Totals	19	0

CAREER REGULAR SEASON STATISTICS																												
YEAR	TM	G	GS	MP	FG	FGA	FG%	3P	3PA	3P%	2P	2PA	2P%	eFG%	FT	FTA	FT%	OR	DR	REB	RPG	A	S	B	TO	PF	PTS	PPG
2019	DAL	25	0	238	27	55	.491	1	9	.111	26	46	.565	.500	18	20	.900	20	43	63	2.5	7	4	6	10	26	73	2.9
2020	DAL	10	0	48	4	14	.286	0	1	.000	4	13	.308	.286	6	9	.667	6	5	11	1.1	1	0	1	2	9	14	1.4
2021	WAS	11	1	109	19	32	.594	0	2	.000	19	30	.633	.594	6	9	.667	11	29	40	3.6	0	2	1	9	10	44	4.0
2022	PHO	33	0	318	50	91	.549	12	26	.462	38	65	.585	.615	13	17	.765	17	47	64	1.9	17	6	5	24	62	125	3.8
2023	PHO	34	4	514	102	194	.526	15	43	.349	87	151	.576	.564	50	62	.806	46	85	131	3.9	25	13	14	37	65	269	7.9
2024																												
Career		113	5	1227	202	386	.523	28	81	.346	174	305	.570	.560	93	117	.795	100	209	309	2.7	50	25	27	82	172	525	4.6



KATE MARTIN • No. 20

Guard • 6-0 • Iowa '24 • Rookie

COLLEGIATE HIGHLIGHTS

- Over her five years suiting up for Iowa, the Hawkeyes posted a 132-37 (.781) record, advanced to four-straight NCAA Tournaments, including the past two championship games, the 2021 Sweet 16 and 2022 second round. Iowa also captured the past three Big 10 Tournament championships and the 2022 Big 10 regular season title.
- Started the final 139 games of her career.
- Named to the 2024 All-Big 10 second team.
- Earned 2020, 2021 and 2022 Big Ten Sportsmanship Awards.
- Tore the ACL in her left knee in a 2018 practice for the Illinois High School All-Star Game and sat out the 2018-19 season.

PERSONAL

- Hails from Edwardsville, Illinois.
- Played varsity basketball and volleyball for Edwardsville High School.
- Father played football for Western Illinois University, older sister played basketball for Truman State. Also has an older brother.

WNBA CAREER HIGHLIGHTS

- Selected No. 18 by the Las Vegas Aces in the 2024 WNBA Draft.


2024 (LAS VEGAS)

COLLEGIATE STATISTICS

YEAR	SCHOOL	G	GS	MP	FG	FGA	FG%	3P	3PA	3P%	FT	FTA	FT%	ORB	DRB	TRB	RPG	A	S	B	TO	PF	PTS	PPG
2018-19	Iowa	DNP-Injured																						
2019-20	Iowa	24	0	202	21	64	.328	4	22	.182	12	16	.750	13	30	43	1.8	18	8	3	16	18	58	2.4
2020-21	Iowa	30	30	922	78	181	.431	28	79	.354	27	32	.844	44	88	132	4.4	120	37	9	48	67	211	7.0
2021-22	Iowa	32	32	961	86	190	.453	20	70	.286	37	50	.740	39	119	158	3.5	111	36	23	62	78	229	7.2
2022-23	Iowa	38	38	1083	100	214	.467	46	111	.414	45	54	.833	27	131	158	3.6	136	33	15	63	75	291	7.7
2023-24	Iowa	39	39	1122	185	365	.507	51	138	.370	89	103	.864	51	214	265	2.3	88	34	20	77	63	510	13.1
Career		163	139	4290	470	1014	.464	149	420	.355	210	255	.824	174	582	756	2.9	473	148	70	266	301	1299	8.0

KELSEY PLUM • No. 10

Guard • 5-8 • Washington '17 • 7th Year



WNBA CAREER HIGHLIGHTS

- 2022 & 2023 WNBA Champion
- 2023 & 2022 All-Star
- 2022 All-Star MVP
- 2021 6th Player of the Year
- 2023 All-Star Skills Challenge winner
- 1-time Western Conference Player of the Month (Sept. 2021)
- 3-time Western Conference Player of the Week (2 times in 2022, 1 time in 2021)

2023 (LAS VEGAS)

- Won her 2nd WNBA Championship.
- Named as an All-Star for the second time in her career.
- Teamed with Chelsea Gray to win the All-Star Skills Challenge
- Averaged 21.3 ppg, 4.0 rpg and 4.0 apg in the Finals, including her top 2 playoff career-highs of 29 points on Oct. 15 and 26 points on Oct. 8.
- Scored a then-franchise-high 40 points at Minnesota on July 9 and got her first points-assists double- double of the year with 19 points and 10 assists vs. Washington on Aug. 11 and her second with 12 points and 10 assists vs Washington on Aug. 31.
- Scored 20 or more points 16 times and had 1 30-point and 1 40-point game.
- Prior to the May 25 game in LA, made at least 1 3-pointer in 45-straight regular season games, which was tied for the third- long-est streak in WNBA history.
- Missed the July 5 game vs. Dallas (back).

2022 (LAS VEGAS)

- Leading All-Star vote-getter among guards
- Tied a WNBA record by making at least 3 3-pointers in 9-straight games (Diana Taurasi)

2021 (LAS VEGAS)

- Missed 6 games in May/June while training with the USA 3x3 team.

2020 (LAS VEGAS)

- Did Not Play—Injured (left Achilles)

2018 (LAS VEGAS)

- Recorded her first career double-double with 20 points and a career-high 13 assists at Atlanta Aug. 7

INTERNATIONAL HIGHLIGHTS

- 2020 Olympic Gold Medalist (3x3)
- 2018 & 2022 FIBA World Cup gold medalist
- 2015 Pan American Games silver medalist
- 2013 FIBA U19 World Cup gold medalist

COLLEGIATE HIGHLIGHTS

- Unanimous 2017 National Player of the Year
- Two-time All-American
- NCAA career (3,257) and single-season (1,109) scoring leader; broke 33-year-old NCAA career free throw record with 912

GO TO KELSEY PLUM'S COMPLETE BIO ONLINE

- Online bio includes items such as expanded WNBA statistics, more notes, college, international and USA Basketball statistics, and more

RECORD WITHOUT

Year	Games Missed	Record With	Record Without
2017	3	8-23	0-3
2018	2	14-17	0-2
2019	0	21-13	0-0
2020	22	0-0	18-4
2021	6	20-6	4-2
2022	0	26-10	0-0
2023	1	33-6	1-0
2024	0	0-0	0-0
Totals	34	122-75	23-11

KELSEY PLUM • No. 10

WNBA RANKINGS										2023 REGULAR SEASON HIGHS				
	PPG	RPG	APG	SPG	BPG	MPG	FG%	3G%	FT%	PTS				
2017	---	---	20th	---	---	---	---	17th	14th	REBS	40	@	Minnesota	July 9
2018	---	---	13th	---	---	---	21st	4th	---	ASTS	6		Dallas	July 30
2019	---	---	19th	---	---	---	---	24th	---	STLS	10	2x,	Last vs Washington	Aug. 31
2021	16th	---	14th	---	---	---	---	13th	1st	BLKS	5	@	Los Angeles	July 12
2022	2nd	---	9th	---	---	5th	---	4th	17th	MINS	0			
2023	8th	---	10th	22nd	---	13th	20th	16th	3rd		38:21	@	Chicago	Aug. 24
2024										CAREER REGULAR SEASON HIGHS				
										PTS	40	@	Minnesota	July 9, 2023
										REBS	9		Los Angeles	June 29, 2018
										ASTS	13	@	Atlanta	Aug. 7, 2018
										STLS	6		Washington	June 25, 2022
										BLKS	1	16x,	Last vs. Minnesota	July 3, 2022
										MINS	40	2x,	Last vs. Dallas	June 5, 2022

SEASON HIGHS													
	PTS	REBS	ASTS	STLS	BLKS	MIN	FGM	FGA	3PM	3PA	FTM	FTA	
2017	23	6	12	3	1	39:53	7	17	5	9	6	6	
2018	21	9	13	4	1	37:00	9	14	5	8	5	6	
2019	21	7	8	3	1	37:21	8	17	5	9	5	6	
2021	32	6	8	5	1	30:42	11	18	5	8	8	9	
2022	32	6	11	6	1	40:00	10	22	5	11	9	11	
2023	40	6	10	5	0	38:21	14	20	6	12	8	8	
2024	0	0	0	0	0	0	0	0	0	0	0	0	

MILESTONES REACHED				UPCOMING MILESTONES			
Mark	Opponent	Date	Game #	Mark	Category	Current	Needs
1st Point	Dallas	5/25/2017	1	3,000	Points	2,691	309
1,000th Point	Atlanta	7/4/2021	108	500	Rebounds	487	13
2,000th Point	Los Angeles	5/27/2023	161	1,000	Assists	786	214
2,500th Point	Washington	8/11/2023	186	200	Steals	173	27

10+ REBOUNDS & ASSISTS GAMES				10+ POINT GAMES				
	REB	ASTS	DUB-DUBS	SCORING				
YEAR	10+	10+	PT/AST	YEAR	10+	20+	30+	40+
2017	0	1	0	2017	13	1	0	0
2018	0	2	1	2018	14	4	0	0
2019	0	0	0	2019	17	2	0	0
2021	0	0	0	2021	20	8	2	0
2022	0	2	2	2022	35	19	1	0
2023	0	2	2	2023	36	16	2	1
2024	0	0	0	2024	0	0	0	0
Totals	0	7	5	Totals	135	50	5	1

CAREER REGULAR SEASON STATISTICS																												
YEAR	TM	G	GS	MP	FG	FGA	FG%	3P	3PA	3P%	2P	2PA	2P%	eFG%	FT	FTA	FT%	OR	DR	REB	RPG	A	S	B	TO	PF	PTS	PPG
2017	SAS	31	23	711	85	246	.346	35	96	.365	50	150	.333	.417	60	69	.870	12	47	59	1.9	106	16	4	79	57	265	8.5
2018	LVA	31	27	790	106	227	.467	47	107	.439	59	120	.492	.570	35	40	.875	14	60	74	2.4	124	25	5	36	64	294	9.5
2019	LVA	34	30	868	107	293	.365	45	126	.357	62	168	.369	.442	34	39	.872	15	80	95	2.8	102	27	4	53	76	293	8.6
2021	LVA	26	0	663	128	293	.437	44	114	.386	84	179	.469	.512	85	90	.944	11	55	66	2.5	94	26	1	43	56	385	14.8
2022	LVA	36	36	1182	244	531	.460	113	269	.420	131	262	.500	.566	125	149	.839	9	87	96	2.7	184	36	2	94	90	726	20.2
2023	LVA	39	39	1265	249	524	.475	95	244	.389	154	280	.550	.566	135	148	.912	9	86	95	2.4	177	43	0	82	94	728	18.7
2024																												
Career		197	155	5481	919	2114	.435	379	955	.397	540	1159	.466	.524	474	535	.886	70	417	487	2.5	786	173	16	388	437	2691	13.7

KIAH STOKES • No. 41

Center • 6-3 • Connecticut '15 • 97th Year



WNBA CAREER HIGHLIGHTS

- 2022 & 2023 WNBA Champion
- 2015 WNBA All-Defensive 2nd Team
- 2015 All-Rookie Team

2023 (LAS VEGAS)

- Won the WNBA Championship.
- Opened the playoffs with a 15-rebound performance, which at the time was the second-highest in Aces playoff history, and also is her playoff career high.
- Grabbed 10 boards on Sept. 17, her first back-to-back games with double-digit rebounding since 2021.
- Missed Game 4 of the Finals (right foot).
- Hauled in a career- high-tying 17 rebounds at Chicago on July 25.
- Had 4 double-digit re-bounding games... Moved into the starting line-up for the final 22 games after Candace Parker was sidelined (left foot).

2022 (LAS VEGAS)

- Missed first 4 games of year (overseas) .
- Led or tied for team lead in rebounds 3 times

2021 (LAS VEGAS)

- Signed on July 2 but did not play that day.
- Averaged 9.0 rpg. in 8 starts

2016 (NEW YORK)

- Missed the final 7 games of the regular season with a hip injury.
- Set a WNBA record for highest rebound aveage by a player who didn't start a game.

2019 (NEW YORK)

- Did Not Play (personal reasons)

2017 (NEW YORK)

- Led the team in blocked shots and ranked second in rebounding.

COLLEGIATE HIGHLIGHTS

- During her four years, UConn posted a 146-10 (.936) record, claimed the 2013, 2014 and 2015 NCAA Championships, advanced to the 2012 Final Four and claimed two conference regular season titles and three conference tournament crowns.
- 2015 American Athletic Conference Defensive Player of the Year.
- Set a UConn single-season blocked shots record (147) as a senior and capped her

career ranked No. 3 among all-time UConn blocks leaders (325).

PERSONAL

- Father Greg was an All-American basketball player at Iowa who played for the Philadelphia 76ers and won gold with the 1983 USA Pan American Games Team.
- Majored in psychology

GO TO KIAH STOKES' COMPLETE BIO ONLINE

- Online bio includes items such as expanded WNBA statistics, more notes, college, international and USA Basketball statistics, and more!

RECORD WITHOUT

Year	Games Record		
	Missed	With	Without
2015	0	23-11	0- 0
2016	7	19- 8	2- 5
2017	0	22-12	0- 0
2018	4	6-24	1- 3
2019	34	0- 0	10-24
2020	0	2-20	0- 0
2021	9	14-10	6- 3
2022	5	22- 9	4- 1
2023	0	34- 6	0- 0
2024	0	0- 0	0- 0
Totals	59	142-100	23-36

KIAH STOKES • No. 41

WNBA RANKINGS										2023 REGULAR SEASON HIGHS				
	PPG	RPG	APG	SPG	BPG	MPG	FG%	3G%	FT%	PTS				
2015	---	12th	---	---	4th	---	---	---	---	REBS	17	3x, Last @ Los Angeles	July 12	
2016	---	7th	---	---	6th	---	---	---	---	ASTS	2	@ Chicago	July 25	
2017	---	17th	---	---	11th	---	---	---	---	STLS	3	5x, Last @ Chicago	July 22	
2018	---	---	---	---	18th	---	---	---	---	BLKS	4	2x, Last vs. Seattle	Sept. 2	
2019	DNP -- Personal									MINS	31:21	2x, Last vs. Minnesota	June 18	
2020	---	16th	---	---	9th	---	---	---	---			@ Chicago	July 25	
2021	---	22nd	---	---	---	---	---	---	---	CAREER REGULAR SEASON HIGHS				
2022	---	---	---	---	18th	---	---	---	---	PTS	23	Phoenix	June 4, 2017	
2023	---	21st	---	---	16th	---	---	---	---	REBS	17	2x, Last @ Chicago	July 25, 2023	
2024										ASTS	7	@ Chicago	Sept. 17, 2021	
										STLS	4	Atlanta	Sept. 1, 2015	
										BLKS	8	Connecticut	July 16, 2015	
										MINS	38	Atlanta	June 22, 2016	

SEASON HIGHS													
	PTS	REBS	ASTS	STLS	BLKS	MIN	FGM	FGA	3PM	3PA	FTM	FTA	
2015	13	11	4	4	8	35:33	6	8	0	1	5	6	
2016	12	14	2	2	4	37:46	6	8	0	0	5	8	
2017	23	17	4	2	3	30:47	6	10	0	1	11	12	
2018	12	15	3	2	3	33:38	5	7	0	0	2	4	
2019	DNP--Personal												
2020	15	12	4	2	3	36:29	6	12	5	8	2	2	
2021	5	13	7	2	3	34:53	2	3	1	2	2	2	
2022	9	10	3	2	3	28:45	4	5	1	3	2	4	
2023	7	17	2	3	4	31:21	3	6	1	3	2	2	
2024													

MILESTONES REACHED				UPCOMING MILESTONES			
Mark	Opponent	Date	Game #	Mark	Category	Current	Needs
1st Point	@ Los Angeles	5/21/2015	1	1,000	Points	958	42
1000th Rebound	Chicago	9/2/2021	166	1500	Rebounds	1415	85
				300	Blocked Shots	269	31

10+ REBOUNDS & ASSISTS GAMES				10+ POINT GAMES		
YEAR	REB 10+	ASTS 10+	DUB-DUBS PT/REB	SCORING YEAR	10+	20+
2015	7	0	3	2015	5	0
2016	6	0	0	2016	5	0
2017	8	0	4	2017	5	1
2018	5	0	1	2018	2	0
2019	DNP--Personal			2020	5	0
2020	2	0	0	2021	0	0
2021	5	0	0	2022	0	0
2022	1	0	0	2023	0	0
2023	4	0	0	Totals	22	1
2024	0	0	0			
Totals	38	0	8			

CAREER REGULAR SEASON STATISTICS																												
YEAR	TM	G	GS	MP	FG	FGA	FG%	3P	3PA	3P%	2P	2PA	2P%	eFG%	FT	FTA	FT%	OR	DR	REB	RPG	A	S	B	TO	PF	PTS	PPG
2015	NYL	34	6	862	82	150	.547	0	2	.000	82	148	.554	.547	33	48	.688	60	159	219	6.4	26	24	67	37	76	197	5.8
2016	NYL	27	0	650	75	117	.641	0	0	----	75	117	.641	.641	37	59	.627	63	138	201	7.5	20	18	38	30	77	187	6.9
2017	NYL	34	12	666	60	113	.531	0	1	.000	60	112	.536	.531	43	54	.796	77	137	214	6.3	30	12	39	40	94	163	4.8
2018	NYL	30	4	427	42	77	.545	0	0	----	42	77	.545	.545	8	15	.533	43	91	134	4.5	12	11	19	21	56	92	3.1
2019	DNP--Personal																											
2020	NYL	22	22	601	51	137	.372	20	85	.235	31	52	.596	.445	4	7	.571	28	119	147	6.7	26	11	26	28	45	126	5.7
2021	NYL	9	0	135	6	11	.545	1	2	.500	5	9	.556	.591	2	2	1.000	8	30	38	4.2	5	4	6	6	14	15	1.7
2021	LVA	15	8	308	10	17	.588	0	0	----	10	17	.588	.588	2	4	.500	27	65	92	6.1	15	6	10	7	19	22	1.5
2021	TOT	24	8	443	16	28	.571	1	2	.500	15	26	.577	.589	4	6	.667	35	95	130	5.4	20	10	16	13	33	37	1.5
2022	LVA	31	4	475	26	61	.426	5	24	.208	21	37	.568	.467	13	16	.813	29	107	136	4.4	20	14	25	18	39	70	2.3
2023	LVA	40	22	792	36	83	.434	5	27	.185	31	56	.554	.464	9	18	.500	45	189	234	5.9	23	26	39	17	70	86	2.2
2024																												
Career		242	78	4916	388	766	.507	31	141	.220	357	625	.571	.527	151	223	.677	380	1035	1415	5.8	177	126	269	205	490	958	4.0

A'JA WILSON • No. 22

Center/Forward • 6-4 • South Carolina '18 • 7th Year



WNBA CAREER HIGHLIGHTS

- 2022 & 2023 WNBA Champion
- 2023 WNBA Finals M'VP
- 2022 & 2020 WNBA M'VP
- 2023 & 2022 WNBA Defensive Player of the Year
- 2023, 2022 & 2020 All-WNBA First Team
- 2021 All-WNBA Second Team
- 2023 & 2022 WNBA All-Defensive First Team
- 2020 WNBA All-Defensive Second Team
- 2023, 2022, 2021, 2019 & 2018 All-Star
- 2023, 2022 & 2019 All-Star Team Captain
- 2023 & 2022 WNBA All-Star Leading Vote-Getter
- 2018 WNBA Rookie of the Year (unanimous)
- 2018 WNBA All-Rookie Team
- 7-time Western Conference Player of the Month (June, July and August 2023; May and July 2022; June 2021; August and September 2020)
- 16-time Western Conference Player of the Week (5 times in 2023, 5 times in 2022, 2 times each in 2019 and 2020, 1 time each in 2018 and 2021)
- 3-time WNBA Rookie of the Month (2018).

INTERNATIONAL HIGHLIGHTS (USA)

- 2020 Olympic gold medalist
- 2022, 2018 FIBA World Cup gold medalist & 2022 FIBA World Cup M'VP.
- 2013 & 2015 FIBA U19 World Cup gold medalist & 2015 FIBA U19 M'VP
- 2014 FIBA Americas U18 gold medalist

COLLEGIATE HIGHLIGHTS

- 2017 NCAA Champion
- 2017 Final Four Most Outstanding Player
- 2018 National Player of the Year (consensus)
- 4-time All-American
- 2-time SEC Defensive Player of the Year

2023 (LAS VEGAS)

- Won the WNBA Championship and earned WNBA Finals M'VP after averaging 21.3 ppg, 12.5 rpg and 1.3 bpg in the Finals.
- Grabbed a league Finals-record 16 defensive rebounds in Game 4.
- Scored 30 or more points in a WNBA playoff record 3-straight games (38 points vs Chicago in Game 1 of the First Round, 34 points vs Dallas in Game 2 of the Semifinals and 30 points vs Dallas in Game 3) WNBA and Associated Press Defensive Player of the Year and WNBA All-Defensive First Team.
- WNBA All-Star leading vote-getter.
- 3-time Western Conference Player of the Month.
- 5-time Western Conference Player of the Week.
- Scored 30 or more points 9 times, 6 in the regular season and 3 in the playoffs.
- Tied a then-franchise scoring record with 40 points vs. the Mystics on Aug. 11; rewrote the record with a WNBA record-tying 53 points on Aug. 22 at Atlanta.

2022 (LAS VEGAS)

- Named WNBA MVP for 2nd time (7th player with multiple MVPs).

2020 (LAS VEGAS)

- Named WNBA MVP (5th youngest in history)

2019 (LAS VEGAS)

- Led or tied for the team lead in scoring on 11 occasions, in rebounding on 9 occasions, and in assists 1 time.
- Reached double figures in scoring on 23 occasions and in rebounding on 3 occasions.
- Missed 8 games due to injury (ankle).

2018 (LAS VEGAS)

- Scored the second most points by a rookie (35) in franchise history at Indiana on June 12.

PERSONAL

- **Add: book info/TIME 100/shoe & ???**
 - Enjoys eating Chipotle and Chik-fil-A
 - Father, Roscoe, played professional basketball internationally for 10 years.
 - Is dyslexic.
 - Is a member of the WNBA and WNBPA Social Justice Council.
 - First WNBA player to partner with Mountain Dew.
- Go to A'ja Wilson's complete bio online**
- Online bio includes items such as expanded WNBA statistics, more notes, college, international and USA Basketball statistics, and more!

RECORD WITHOUT

Year	Games Missed	Record With	Record Without
2018	0	14-19	0-0
2019	8	15-11	6-2
2020	0	18- 4	0-0
2021	0	24- 8	0-0
2022	0	26-10	0-0
2023	0	34- 6	0-0
2024	0	0-0	0-0
Totals	8	131-58	6-2

A'JA WILSON • NO. 22

WNBA RANKINGS										2023 REGULAR SEASON HIGHS				
	PPG	RPG	APG	SPG	BPG	MPG	FG%	3G%	FT%	PTS	53	@	Atlanta	August 22
2018	3rd	6th	---	---	6th	16th	24th	---	---	REBS	15	@	Seattle	July 20
2019	7th	17th	---	---	4th	---	---	---	---	ASTS	5		Connecticut	July 1
2020	2nd	6th	---	24th	1st	10th	21st	---	---	STLS	5	2x,	Last vs Phoenix	Sept. 10
2021	6th	8th	21st	---	11th	10th	21st	---	10th	BLKS	6		Dallas	July 30
2022	5th	2nd	---	12th	1st	19th	12th	16th	---	MINS	36:27		Dallas	July 30
2023	3rd	2nd	---	10th	1st	23rd	3rd	---	30th	CAREER REGULAR SEASON HIGHS				
2024										PTS	53	@	Atlanta	Aug. 22, 2023
										REBS	16	4x,	Last vs. Seattle	June 29, 2022
										ASTS	8	2x,	Last @ Dallas	July 11, 2021
										STLS	4	4x,	Last vs. Chicago	Aug. 11, 2022
										BLKS	7	2x,	Last @ Atlanta	Sept. 5, 2019
										MINS	43	@	Minnesota	June 25, 2021

SEASON HIGHS

	PTS	REBS	ASTS	STLS	BLKS	MIN	FGM	FGA	3PM	3PA	FTM	FTA
2018	35	16	8	3	7	39:32	16	24	0	0	14	18
2019	39	12	5	3	7	40:52	14	20	0	1	11	14
2020	31	16	4	4	5	38:52	11	21	0	0	12	12
2021	30	15	8	4	3	43:18	10	24	1	1	12	12
2022	35	16	5	4	5	37:56	13	24	3	5	13	15
2023	53	15	5	5	6	36:27	17	25	1	3	20	21
2024												

MILESTONES REACHED

Mark	Opponent	Date	Game #
1st Point	@ Connecticut	5/20/2018	1
1,000th Point	Phoenix	8/20/2019	53
2,000th Point	Washington	8/17/2021	104
3,000th Point	@ Connecticut	6/8/2023	157
1,000th Rebound	@ Chicago	5/28/2022	122
200th Steal	Phoenix	9/10/2023	189
400th Assist	Washington	8/31/2023	186

UPCOMING MILESTONES

Mark	Category	Current	Needs
4,000	Points	3,761	239
2,000	Rebounds	1,637	363
400	Blocked Shots	343	57

10+ REBOUNDS & ASSISTS GAMES

	REB	ASTS	DUB-DUBS
YEAR	10+	10+	PT/REB PT/AST
2018	10	0	10 0
2019	3	0	3 0
2020	7	0	7 0
2021	17	0	17 0
2022	17	0	17 0
2023	23	0	22 0
Totals	77	0	76 0

10+ POINT GAMES

	SCORING	20+	30+	40+	50+
YEAR	10+				
2018	33	18	3	0	0
2019	23	7	1	0	0
2020	22	15	1	0	0
2021	30	14	1	0	0
2022	34	20	1	0	0
2023	37	28	6	2	1
Totals	179	102	13	2	1

CAREER REGULAR SEASON STATISTICS

YEAR	TM	G	GS	MP	FG	FGA	FG%	3P	3PA	3P%	2P	2PA	2P%	eFG%	FT	FTA	FT%	OR	DR	REB	RPG	A	S	B	TO	PF	PTS	PPG
2018 *	LVA	33	33	1010	245	530	.462	0	0	---	245	530	.462	.462	192	248	.774	66	198	264	8.0	74	27	55	46	68	682	20.7
2019 *	LVA	26	25	739	158	330	.479	0	1	.000	158	329	.480	.479	114	144	.792	42	125	167	6.4	47	13	45	56	52	430	16.5
2020	LVA	22	22	697	166	346	.480	0	0	---	166	346	.480	.480	118	151	.781	34	154	188	8.5	45	27	44	35	49	450	20.5
2021 *	LVA	32	32	1021	207	466	.444	1	1	1.000	206	465	.443	.445	169	193	.876	63	235	298	9.3	98	28	40	46	49	584	18.3
2022 *	LVA	36	36	1080	260	519	.501	31	83	.373	229	436	.525	.531	152	187	.813	66	273	339	9.4	75	52	70	61	76	703	19.5
2023 *	LVA	40	40	1228	335	601	.557	9	29	.310	326	572	.570	.565	233	287	.812	82	298	380	9.5	64	55	89	62	85	912	22.8
2024																												
Career		189	188	5776	1371	2792	.491	41	114	.360	1330	2678	.497	.498	978	1210	.808	354	1283	1637	8.7	403	203	343	307	379	3761	19.9



JACKIE YOUNG • No. 0

Guard • 5-11 • Notre Dame '19 • 6th Year

WNBA CAREER HIGHLIGHTS

- 2022 & 2023 WNBA Championship
- 2022 WNBA Most Improved Player Award Winner
- 2023 All-WNBA Second Team
- 2023 & 2022 WNBA All-Star
- 1-time Western Conference Player of the Week

INTERNATIONAL CAREER (USA)

- 2020 Olympic gold medalist (3x3)
- Collegiate Career
- 2019 NCAA Champion
- 2019 ACC Tournament MVP
- High School Career
- 2016 Naismith Player of the Year
- 2016 Indiana's Miss Basketball
- 2023 (Las Vegas)
- Won the WNBA Championship ... Scored a playoff career-high 26 points in Finals Game 1 and followed that up with 24 points in Game 2 ... All-Star Game start-er...Named WNBA & AP All-League Second Team ... Scored a career-high 30 points (12-18 FGs, 4-7 3pt FGs, 2-4 FTs) at Los Angeles on May 25... Scored 20 or more points in 15 regular season and 2 playoff games...Had 1 double-double with 24 points and 10 rebounds vs Chicago on Aug. 24 and her 2nd

on the year with 19 points and 10 rebounds vs Dallas in the WNBA Semifinals.

-
- 2022 (Las Vegas)
- Won the WNBA Championship ... Named Western Conference Player of the Week for May 16-22 ... Injured her ankle early in the 4th Q vs. CT on 6/2 ... DNP 6/5 and 6/11 (right ankle sprain) ... Named to her first All-Star Team as a starter (2nd leading vote- getter among guards)
- Go to Jackie Young's complete bio online
- Online bio includes items such as expanded WNBA statistics, more notes, college, international and USA Basketball statistics, and more!

RECORD WITHOUT

Year	Games Missed	Record With	Record Without
2019	0	21-13	0-0
2020	0	18- 4	0-0
2021	0	24- 8	0-0
2022	2	24-10	2-0
2023	0	34- 6	0-0
Totals	2	121-41	2-0

JACKIE YOUNG • No. 0

WNBA RANKINGS										2023 REGULAR SEASON HIGHS				
	PPG	RPG	APG	SPG	BPG	MPG	FG%	3G%	FT%	PTS				
2019	---	---	---	---	---	---	---	---	---	REBS	10	@	Los Angeles	May 25
2020	---	---	23rd	---	---	---	16th	---	---	ASTS	8	2x,	Last @ Minnesota	Aug. 24
2021	25th	---	18th	23rd	---	11th	11th	---	21st	STLS	4	3x,	Last vs Los Angeles	Aug. 19
2022	12th	---	14th	13th	---	3rd	22nd	3rd	13th	BLKS	1	5x,	Last vs. Seattle	Sept. 2
2023	11th	---	15th	14th	---	18th	7th	2nd	16th	MINS	37:31	@	Chicago	July 25
2024										CAREER REGULAR SEASON HIGHS				
										PTS	30	@	Los Angeles	May 25, 2023
										REBS	11	@	Seattle	May 18, 2021
										ASTS	10	2x,	Last vs. Phoenix	Aug. 20, 2019
										STLS	4	4x,	Last vs. Atlanta	Aug. 1, 2023
										BLKS	2	4x,	Last vs. Chicago	May 28, 2022
										MINS	41		Washington	June 25, 2022

SEASON HIGHS												
	PTS	REBS	ASTS	STLS	BLKS	MIN	FGM	FGA	3PM	3PA	FTM	FTA
2019	17	10	10	3	2	35:08	5	14	2	3	9	12
2020	20	7	9	4	1	32:42	8	15	1	2	5	6
2021	29	11	6	4	2	40:27	14	19	1	3	10	10
2022	26	9	9	3	2	41:21	9	19	4	7	8	8
2023	30	10	8	4	1	37:31	12	21	5	9	8	9
2024	0	0	0	0	0	0	0	0	0	0	0	0

MILESTONES REACHED				UPCOMING MILESTONES			
Mark	Opponent	Date	Game #	Mark	Category	Current	Needs
1st Point	Los Angeles	5/26/2019	1	2,500	Points	2102	398
1,000th Point	Los Angeles	5/23/2022	96	700	Rebounds	644	56
2,000th Point	Chicago	8/24/2023	156	200	Steals	177	23
500th Assist	New York	6/29/2023	137				
600th Assist	Phoenix	9/8/2023	161				
600th Rebound	Atlanta	8/13/2023	152				

10+ REBOUNDS & ASSISTS GAMES						10+ POINT GAMES			
	REB	ASTS	DUB-DUBS			SCORING			
YEAR	10+	10+	PT/REB	PT/AST	REB/AST	YEAR	10+	20+	30+
2019	1	1	0	0	1	2019	7	0	0
2020	0	0	0	0	0	2020	12	2	0
2021	2	0	2	0	0	2021	21	4	0
2022	0	0	0	0	0	2022	30	11	0
2023	1	0	1	0	0	2023	37	15	1
Totals	4	1	3	0	1	Totals	107	32	1

CAREER REGULAR SEASON STATISTICS																												
YEAR	TM	G	GS	MP	FG	FGA	FG%	3P	3PA	3P%	2P	2PA	2P%	eFG%	FT	FTA	FT%	OR	DR	REB	RPG	A	S	B	TO	PF	PTS	PPG
2019	LVA	34	34	767	76	236	.322	14	44	.318	62	192	.323	.352	59	73	.808	23	88	111	3.3	153	26	12	53	47	225	6.6
2020	LVA	22	0	568	93	189	.492	3	13	.231	90	176	.511	.500	52	61	.852	18	77	95	4.3	67	15	2	35	39	241	11.0
2021	LVA	32	32	1018	155	307	.505	5	20	.250	150	287	.523	.513	75	90	.833	21	110	131	4.1	103	36	11	47	58	390	12.2
2022 *	LVA	34	34	1129	191	401	.476	50	116	.431	141	285	.495	.539	110	128	.859	43	105	148	4.4	132	48	8	43	81	542	15.9
2023 *	LVA	40	40	1259	249	476	.523	89	198	.449	160	278	.576	.617	117	135	.867	26	134	160	4.0	151	52	5	70	80	704	17.6
2024																												
Career	162	140	4739	764	1608	.475	161	391	.412	603	1217	.495	.525	413	487	.848	130	514	644	4.0	606	177	38	248	305	2102	13.0	



TWO-TIME WORLD CHAMPION LAS VEGAS ACES GAME NOTES (STATS & RANKINGS THROUGH 10/18/2023)

ACES - X2023 GAME-BY-GAME STATS

PLAYOFFS

GAME	W/L	MIN	PTS	FGM	FGA	FG%	3PM	3PA	3P%	FTM	FTA	FT%	ORB	DRB	REB	AT	TO	ST	BK	PF	+/-
10/18 - LVA @ NYL	W	40	70	28	67	41.8	5	21	23.8	9	11	81.8	6	32	38	18	15	7	1	14	1
10/15 - LVA @ NYL	L	40	73	23	69	33.3	7	22	31.8	20	23	87.0	8	26	34	13	13	7	0	14	-14
10/11 - LVA vs. NYL	W	40	104	37	70	52.9	13	29	44.8	17	17	100.0	8	32	40	31	11	7	1	18	30
10/8 - LVA vs. NYL	W	40	99	35	64	54.7	9	22	40.9	20	23	87.0	4	30	34	21	11	7	5	16	17
9/29 - LVA @ DAL	W	40	64	24	59	40.7	6	19	31.6	10	14	71.4	5	34	39	16	20	6	4	12	3
9/26 - LVA vs. DAL	W	40	91	30	65	46.2	9	24	37.5	22	25	88.0	8	31	39	17	12	5	6	16	7
9/24 - LVA vs. DAL	W	40	97	37	69	53.6	10	23	43.5	13	13	100.0	10	26	36	18	16	9	7	13	14
9/17 - LVA vs. CHI	W	40	92	32	77	41.6	7	21	33.3	21	23	91.3	15	31	46	20	10	12	4	14	22
9/13 - LVA vs. CHI	W	40	87	32	74	43.2	7	22	31.8	16	17	94.1	5	34	39	20	8	10	7	8	28

REGULAR SEASON

GAME	W/L	MIN	PTS	FGM	FGA	FG%	3PM	3PA	3P%	FTM	FTA	FT%	ORB	DRB	REB	AT	TO	ST	BK	PF	+/-
9/10 - LVA vs. PHO	W	40	100	37	70	52.9	14	33	42.4	12	16	75.0	10	22	32	22	9	12	3	11	15
9/08 - LVA @ PHO	W	40	94	38	70	54.3	6	25	24.0	12	14	85.7	3	35	38	25	10	8	6	15	21
9/02 - LVA vs. SEA	W	40	103	35	75	46.7	10	30	33.3	23	25	92.0	9	29	38	26	8	10	3	15	26
8/31 - LVA vs. WAS	W	40	84	29	62	46.8	10	28	35.7	16	19	84.2	4	29	33	19	12	7	5	17	9
8/28 - LVA @ NYL	L	40	85	31	69	44.9	9	23	39.1	14	20	70.0	5	26	31	21	11	5	6	23	-9
8/26 - LVA @ WAS	L	40	62	20	65	30.8	6	29	20.7	16	21	76.2	6	34	40	14	19	6	3	13	-16
8/24 - LVA @ CHI	W	40	94	34	71	47.9	8	24	33.3	18	18	100	6	28	34	21	14	6	5	15	7
8/22 - LVA @ ATL	W	40	112	35	69	50.7	8	19	42.1	34	36	94.4	5	29	34	25	9	4	7	22	12
8/19 - LVA vs. LAS	L	40	72	27	75	36.0	8	32	25.0	10	11	90.9	13	19	32	17	15	12	2	19	-6
8/17 - LVA vs. NYL	W	40	88	32	72	44.4	9	25	36.0	15	16	93.8	7	28	35	21	8	9	1	20	13
8/13 - LVA vs. ATL	W	40	86	32	77	41.6	7	23	30.4	15	19	78.9	8	30	38	16	9	13	6	19	21
8/11 - LVA vs. WAS	W	40	113	42	77	54.5	14	28	50.0	15	16	93.8	3	31	34	29	7	9	1	10	24
8/08 - LVA @ DAL	W	40	104	37	74	50.0	16	32	50.0	14	16	87.5	11	34	45	27	13	4	2	21	20
8/06 - LVA @ NYL	L	40	61	23	70	32.9	6	23	26.1	9	10	90.0	2	22	24	14	10	7	4	9	-38
8/01 - LVA vs. ATL	W	40	93	34	65	52.3	11	23	47.8	14	17	82.4	3	32	35	17	14	12	5	20	21
7/30 - LVA vs. DAL	W	40	104	32	64	50.0	13	25	52.0	27	28	96.4	3	27	30	17	8	5	7	18	13
7/25 - LVA @ CHI	W	40	107	38	76	50.0	7	22	31.8	24	27	88.9	9	26	35	24	5	7	6	13	12
7/22 - LVA @ MIN	W	40	98	36	69	52.2	8	26	30.8	18	24	75.0	4	30	34	25	14	8	1	12	17
7/20 - LVA @ SEA	W	40	79	29	66	43.9	7	18	38.9	14	19	73.7	7	33	40	19	14	16	4	19	16
7/12 - LVA @ LAS	W	40	97	37	68	54.4	9	22	40.9	14	16	87.5	5	29	34	20	15	12	5	14	19
7/11 - LVA vs. PHO	W	40	98	36	72	50.0	9	25	36.0	17	22	77.3	3	32	35	24	4	3	3	15	26
7/09 - LVA @ MIN	W	40	113	43	72	59.7	17	39	43.6	10	14	71.4	7	27	34	31	12	9	11	11	24
7/07 - LVA @ DAL	L	40	78	27	60	45.0	10	26	38.5	14	17	82.4	5	20	25	14	18	7	4	14	-2
7/05 - LVA vs. DAL	W	40	89	30	65	46.2	9	20	45.0	20	24	83.3	7	32	39	17	13	1	4	12	7
7/01 - LVA vs. CON	W	40	102	36	72	50.0	7	23	30.4	23	26	88.5	11	31	42	25	13	8	5	22	18
6/29 - LVA vs. NYL	W	40	98	40	69	58.0	9	21	42.9	9	10	90.0	4	23	27	32	8	10	1	15	17
6/26 - LVA vs. IND	W	40	88	27	66	40.9	7	24	29.2	27	28	96.4	10	29	39	15	16	4	6	20	8
6/24 - LVA vs. IND	W	40	101	34	64	53.1	11	23	47.8	22	27	81.5	5	26	31	27	13	6	7	14	13
6/21 - LVA @ PHO	W	40	99	36	65	55.4	11	23	47.8	16	23	69.6	8	24	32	29	10	4	3	16	20
6/18 - LVA vs. MIN	W	40	93	35	74	47.3	10	30	33.3	13	15	86.7	7	32	39	18	6	7	9	13	31
6/15 - LVA vs. SEA	W	40	96	39	70	55.7	12	26	46.2	6	8	75.0	4	33	37	25	13	10	3	14	33
6/11 - LVA vs. CHI	W	40	93	38	65	58.5	6	16	37.5	11	13	84.6	7	26	33	21	16	10	3	18	13
6/08 - LVA @ CON	L	40	77	28	60	46.7	9	21	42.9	12	17	70.6	5	21	26	18	18	8	5	18	-17
6/06 - LVA @ CON	W	40	90	32	63	50.8	4	15	26.7	22	26	84.6	5	26	31	25	14	9	6	17	6
6/04 - LVA @ IND	W	40	84	32	72	44.4	4	21	19.0	16	22	72.7	6	29	35	21	5	6	6	15	4
6/02 - LVA @ ATL	W	40	92	33	70	47.1	6	21	28.6	20	25	80.0	5	26	31	17	12	9	4	13	5
5/28 - LVA vs. MIN	W	40	94	32	72	44.4	14	39	35.9	16	17	94.1	4	32	36	25	10	9	7	20	21
5/27 - LVA vs. LAS	W	40	93	37	80	46.3	9	32	28.1	10	12	83.3	9	29	38	25	11	16	8	16	28
5/25 - LVA @ LAS	W	40	94	31	59	52.5	10	23	43.5	22	28	78.6	5	32	37	18	20	8	6	16	9
5/20 - LVA @ SEA	W	40	105	40	73	54.8	11	18	61.1	14	17	82.4	6	44	50	22	14	6	8	14	41

TWO-TIME WORLD CHAMPION LAS VEGAS ACES GAME NOTES (STATS & RANKINGS THROUGH 10/18/2023)



2023 LAS VEGAS ACES FINAL REGULAR SEASON STATISTICS (34-6 OVERALL; 19-1 AT HOME; 15-5 AWAY)

PLAYER	GP-GS	MIN	FGM-FGA	FG%	3-POINT		FTM-FTA	FT%	--- REBOUNDS ---			TOT/AVG	AST	PF-DQ	STL	TO	BLK	PTS/AVG
					FGM-FGA	FG%			OFF	DEF								
Wilson, A	40-40	1227:44	335 - 601	55.7	9-29	31.0	233 - 287	81.2	82	298		380/9.5	64	85-0	56	62	89	912/22.8
Plum, K	39-39	1264:48	249 - 524	47.5	95-244	38.9	135 - 148	91.2	9	86		95/2.4	177	94-1	43	82	0	728/18.7
Young, J	40-40	1258:43	249 - 476	52.3	89-198	44.9	117 - 135	86.7	26	134		160/4.0	151	80-0	52	70	5	704/17.6
Gray, C	40-40	1287:45	225 - 459	49.0	64-152	42.1	96 - 107	89.7	12	146		158/4.0	291	73-0	57	101	25	610/15.3
Parker, C	18-18	425:26	60 - 129	46.5	17-51	33.3	25 - 28	89.3	16	81		97/5.4	67	35-0	27	31	16	162/9.0
Clark, A	39-1	876:03	91 - 205	44.4	51-132	38.6	27 - 33	81.8	21	112		133/3.4	42	85-0	24	28	6	260/6.7
Bell, K	36-0	423:38	53 - 153	34.6	20-82	24.4	6 - 10	60.0	14	42		56/1.6	18	47-0	15	14	5	132/3.7
George, C	32-0	273:30	30 - 104	28.8	15-64	23.4	0 - 3	0.0	15	43		58/1.8	13	36-0	10	27	5	75/2.3
Stokes, K	40-22	791:38	36 - 83	43.4	5-27	18.5	9 - 18	50.0	45	189		234/5.9	23	70-0	26	17	39	86/2.2
Colson, S	28-0	134:52	12 - 27	44.4	6-16	37.5	5 - 6	83.3	4	8		12/0.4	22	24-0	9	6	1	35/1.3
Coates, A	10-0	29:46	4 - 5	80.0	0-0	0.0	1 - 4	25.0	2	8		10/1.0	0	9-1	2	7	0	9/0.9
Joens, A	2-0	06:19	0 - 1	0.0	0-1	0.0	0 - 0	0.0	0	0		0/0.0	0	0-0	0	0	0	0/0.0
ACES	40	8000	1344 - 2767	48.6	371-996	37.2	654 - 779	84.0	246	1147		1660/41.5	868	638-2	321	470	191	3713/92.8
OPPONENTS	40	8000	1210 - 2841	42.6	306-893	34.3	485 - 627	77.4	320	1053		1661/41.5	780	695-0	252	555	115	3211/80.3

PLAYER	---- SINGLE GAME HIGHS ----							---- AVERAGE PER GAME ----							---- AVERAGE PER 48 MIN ----						
	MIN	REB	AST	STL	TO	BLK	PTS	MIN	REB	AST	STL	TO	BLK	PTS	REB	AST	STL	TO	BLK	PTS	
Wilson, A	36:27	15	5	5	5	6	53	30.7	9.5	1.6	1.40	1.6	2.23	22.8	12.4	2.1	1.82	2.0	2.90	29.7	
Plum, K	38:21	6	10	5	4	0	40	32.4	2.4	4.5	1.10	2.1	0.00	18.7	3.0	5.6	1.36	2.6	0.00	23.0	
Young, J	37:32	10	8	4	5	1	30	31.5	4.0	3.8	1.30	1.8	0.13	17.6	5.1	4.8	1.65	2.2	0.16	22.4	
Gray, C	37:23	11	12	4	6	3	27	32.2	4.0	7.3	1.43	2.5	0.63	15.3	4.9	9.0	1.77	3.1	0.78	18.9	
Parker, C	26:29	12	8	5	5	3	15	23.6	5.4	3.7	1.50	1.7	0.89	9.0	9.1	6.3	2.54	2.9	1.50	15.2	
Clark, A	35:08	8	4	2	4	1	16	22.5	3.4	1.1	0.62	0.7	0.15	6.7	6.1	1.9	1.10	1.3	0.27	11.9	
Bell, K	19:24	5	2	2	2	2	15	11.8	1.6	0.5	0.42	0.4	0.14	3.7	5.3	1.7	1.42	1.3	0.47	12.5	
George, C	20:56	5	2	3	4	2	11	8.5	1.8	0.4	0.31	0.8	0.16	2.3	8.5	1.9	1.46	3.9	0.73	11.0	
Stokes, K	31:21	17	2	3	2	4	7	19.8	5.9	0.6	0.65	0.4	0.98	2.2	11.8	1.2	1.31	0.9	1.97	4.3	
Colson, S	12:08	4	3	2	2	1	6	4.8	0.4	0.8	0.32	0.2	0.04	1.3	3.6	6.5	2.67	1.8	0.30	10.4	
Coates, A	07:09	3	0	1	4	0	3	3.0	1.0	0.0	0.20	0.7	0.00	0.9	13.4	0.0	2.69	9.4	0.00	12.1	
Joens, A	03:34	0	0	0	0	0	0	3.2	0.0	0.0	0.00	0.0	0.00	0.0	0.0	0.0	0.00	0.0	0.00	0.0	

2023 PHOENIX MERCURY FINAL REGULAR SEASON STATISTICS (9-31 OVERALL; 8-12 AT HOME; 1-19 AWAY)

Griner, B	31-31	855:57	219 - 391	56.0	1-9	11.1	105 - 136	77.2	38	157		195/6.3	68	64-0	16	66	50	544/17.5
Taurasi, D	26-26	709:05	128 - 318	40.3	64-187	34.2	95 - 112	84.8	2	91		93/3.6	120	67-0	13	78	12	415/16.0
Cunningham, S	31-31	897:46	111 - 269	41.3	58-172	33.7	70 - 80	87.5	17	71		88/2.8	65	99-2	20	46	11	350/11.3
Jefferson, M	39-36	972:17	165 - 381	43.3	38-108	35.2	41 - 50	82.0	9	68		77/2.0	140	84-1	43	63	7	409/10.5
Onyenwere, M	40-27	953:05	130 - 322	40.4	35-111	31.5	60 - 79	75.9	48	99		147/3.7	51	114-1	30	81	19	355/8.9
Sutton, S	40-12	1050:42	126 - 327	38.5	30-89	33.7	46 - 57	80.7	14	88		102/2.6	190	62-0	27	99	3	328/8.2
Gustafson, M	34-4	513:32	102 - 194	52.6	15-43	34.9	50 - 62	80.6	46	85		131/3.9	25	65-0	13	37	14	269/7.9
Peddy, S	18-0	285:25	31 - 84	36.9	16-46	34.8	16 - 20	80.0	7	26		33/1.8	33	30-0	15	10	1	94/5.2
Joens, A	8-0	107:12	12 - 31	38.7	10-20	50.0	2 - 2	100	0	9		9/1.1	1	7-0	2	5	0	36/4.5
Turner, B	40-33	1051:32	67 - 103	65.0	0-0	0.0	6 - 12	50.0	50	203		253/6.3	50	89-1	39	60	44	140/3.5
Dixon, L	10-0	56:30	8 - 14	57.1	0-0	0.0	7 - 8	87.5	8	5		13/1.3	2	3-0	0	2	2	23/2.3
Simms, J	6-0	70:17	4 - 14	28.6	0-5	0.0	5 - 7	71.4	4	9		13/2.2	3	7-0	2	6	0	13/2.2
Williams, M	5-0	46:27	5 - 15	33.3	0-3	0.0	0 - 0	0.0	2	3		5/1.0	1	6-0	2	6	1	10/2.0
Sissoko, K	40-0	336:20	23 - 62	37.1	3-18	16.7	10 - 16	62.5	17	45		62/1.6	8	43-0	3	26	5	59/1.5
Henderson, D	5-0	30:51	2 - 10	20.0	1-5	20.0	2 - 2	100	1	3		4/0.8	2	4-0	0	1	0	7/1.4
Westbrook, E	9-0	72:03	2 - 20	10.0	0-11	0.0	6 - 6	100	1	8		9/1.0	4	7-0	1	4	1	10/1.1
Coates, A	2-0	05:19	1 - 1	100	0-0	0.0	0 - 0	0.0	0	0		0/0.0	0	1-0	1	0	0	2/1.0
Thomas, S	1-0	10:45	0 - 2	0.0	0-0	0.0	0 - 0	0.0	0	1		1/1.0	0	1-0	0	0	0	0/0.0
MERCURY	40	8025	1136 - 2558	44.4	271-827	32.8	521 - 649	80.3	264	971		1536/38.4	763	753-5	227	644	170	3064/76.6
OPPONENTS	40	8025	1232 - 2748	44.8	315-851	37.0	617 - 765	80.7	358	997		1678/42	801	695-3	307	509	157	3396/84.9

PLAYER	---- SINGLE GAME HIGHS ----							---- AVERAGE PER GAME ----							---- AVERAGE PER 48 MIN ----						
	MIN	REB	AST	STL	TO	BLK	PTS	MIN	REB	AST	STL	TO	BLK	PTS	REB	AST	STL	TO	BLK	PTS	
Griner, B	33:52	11	5	2	7	4	29	27.6	6.3	2.2	0.52	2.1	1.61	17.5	9.1	3.2	0.75	3.1	2.34	25.4	
Taurasi, D	35:39	7	10	2	7	2	42	27.3	3.6	4.6	0.50	3.0	0.46	16.0	5.2	6.8	0.73	4.4	0.68	23.4	
Cunningham, S	35:33	7	7	2	4	2	27	29.0	2.8	2.1	0.65	1.5	0.35	11.3	3.9	2.9	0.89	2.0	0.49	15.6	
Jefferson, M	32:05	4	9	5	4	1	32	24.9	2.0	3.6	1.10	1.6	0.18	10.5	3.2	5.8	1.77	2.6	0.29	16.8	
Onyenwere, M	35:28	12	5	3	6	3	24	23.8	3.7	1.3	0.75	2.0	0.48	8.9	6.2	2.1	1.26	3.4	0.80	14.9	
Sutton, S	39:07	11	11	3	6	1	21	26.3	2.6	4.8	0.68	2.5	0.08	8.2	3.9	7.2	1.03	3.8	0.11	12.5	
Gustafson, M	27:37	10	3	2	4	3	19	15.1	3.9	0.7	0.38	1.1	0.41	7.9	10.2	1.9	1.01	2.9	1.09	21.0	
Peddy, S	22:23	6	7	3	2	1	20	15.9	1.8	1.8	0.83	0.6	0.06	5.2	4.6	4.6	2.10	1.4	0.14	13.2	
Joens, A	29:44	3	1	1	2	0	9	13.4	1.1	0.1	0.25	0.6	0.00	4.5	3.4	0.4	0.75	1.9	0.00	13.4	
Turner, B	37:06	13	3	5	4	4	11	26.3	6.3	1.3	0.98	1.5	1.10	3.5	9.6	1.9	1.48	2.3	1.67	5.3	
Dixon, L	13:50	4	2	0	2	1	12	5.7	1.3	0.2	0.00	0.2	0.20	2.3	9.2	1.4	0.00	1.4	1.42	16.3	
Simms, J	20:09	4	1	1	2	0	4	11.7	2.2	0.5	0.33	1.0	0.00	2.2	7.4	1.7	1.14	3.4	0.00	7.4	
Williams, M	13:03	2	1	2	2	1	6	9.3	1.0	0.2	0.40	1.2	0.20	2.0	4.3	0.9	1.72	5.2	0.86	8.6	
Sissoko, K	18:55	6	1	1	3	1	6	8.4	1.6	0.2	0.08	0.7	0.13	1.5	7.4	1.0	0.36	3.1	0.59	7.0	
Henderson, D	16:07	3	1	0	1	0	4	6.2	0.8	0.4	0.00	0.2	0.00	1.4	5.2	2.6	0.00	1.3	0.00	9.1	
Westbrook, E	19:27	3	3	1	2	1	5	8.0	1.0	0.4	0.11	0.4	0.11	1.1	5.0	2.2	0.56	2.2	0.56	5.6	
Coates, A	03:30	0	0	1	0	0	2	2.7	0.0	0.0	0.50	0.0	0.00	1.0	0.0	0.0	7.52	0.0	0.00	15.0	
Thomas, S	10:45	1	0	0	0	0	0	10.8	1.0	0.0	0.00	0.0	0.00	0.0	3.7	0.0	0.00	0.0	0.00	0.0	


LAS VEGAS ACES | MEDIA CHEAT SHEET



KIERSTAN BELL
Guard | 6-1 | 176
FGCU | 3rd Year



EMMA CANNON
Forward | 6-2 | 190
Florida Southern | 6th Year



ALYSHA CLARK
Forward | 5-11 | 167
Middle Tennessee | 12th Year



SYDNEY COLSON
Guard | 5-8 | 140
Texas A&M | 10th Year




CHELSEA GRAY
Guard | 5-11 | 170
Duke | 10th Year



DYAISHA FAIR
Guard | 5-5 | 1XX
Syracuse | Rookie



MEGAN GUSTAFSON
C | 6-4 | 195
Iowa | 6th Year



KATE MARTIN
Guard | 6-0 | 172
Iowa | Rookie



KELSEY PLUM
Guard | 5-8 | 145
Washington | 7th Year



KIAH STOKES
Center | 6-1 | 191
Connecticut | 9th Year



A'JA WILSON
Center | 6-4 | 195
South Carolina | 7th Year



JACKIE YOUNG
Guard | 6-0 | 165
Notre Dame | 6th Year



BECKY HAMMON
Head Coach



NATALIE NAKASE
First Assistant Coach



TYLER MARSH
Assistant Coach/Head of
Player Development



**CHARLENE THOMAS-
SWINSON**
Assistant Coach



CIARA BURGI
Director of Health and
Performance



JERRICA THOMAS
Lead Rehabilitation
Specialist



JEREMIAH WELCH
Performance Coach



BRYSON CREER
Lead Athletic Trainer

PRONUNCIATION GUIDE

- 1 Kierstan Bell
- 2 Dyaisha Fair
- 7 Alysha Clark
- 17 Megan Gustafson
- 41 Kiah Stokes
- 22 A'ja Wilson

Ciara Burgi
Natalie Nakase

PRO-NUN-C-A-SHUN GUYD

KEER-stin
DEE-A-zhua (like the continent, Asia)
uh-LEE-sha
GUST-aff-sohn
KEE-uh
A-zhuh (like the continent, Asia)

SEA-ah-rah BURR-ghee
nuh-KAH-say