



No. 1 Las Vegas Aces (34-6, 2-0) vs No. 2 New York (32-8, 0-2)

October 15, 2023 | Barclays Center | Brooklyn, NY | 12 pm PT | ABC

WNBA PLAYOFFS: Finals Game 3

Aces Media Relations—John Maxwell, (951) 203-3208, jmaxwell@lasvegasaces.com

Caroline Williams (725) 289-8896, cwilliams@lasvegasaces.com

2023 Schedule/Results

Date	Opponent	Time/Result
May 20	@ Seattle (ABC)	W 105-64
May 25	@ Los Angeles (CBS SN)	W 94-85
May 27	Los Angeles (NBA TV)	W 93-65
May 28	Minnesota (CBS Sports Network)	W 94-73
June 2	@ Atlanta (ION)	W 92-87
June 4	@ Indiana (CBS Sports Network)	W 84-80
June 6	@ Connecticut	W 90-84
June 8	@ Connecticut (Amazon Prime)	L 77-94
June 11	Chicago (ESPN3)	W 93-80
June 15	Seattle (Amazon Prime)	W 96-63
June 18	Minnesota (NBA TV)	W 93-62
June 21	@ Phoenix (NBA TV)	W 99-79
June 24	Indiana (NBA TV)	W 101-88
June 26	Indiana (CBS Sports Network)	W 88-80
June 29	New York (Amazon Prime)	W 98-81
July 1	Connecticut (ABC)	W 102-84
July 5	Dallas	W 89-82
July 7	@ Dallas (ION)	L 78-80
July 9	@ Minnesota	W 113-89
July 11	Phoenix (CBS Sports Network)	W 98-72
July 12	@ Los Angeles (CBS SN)	W 97-78
July 20	@ Seattle (Amazon Prime)	W 79-63
July 22	@ Minnesota (ESPN)	W 98-81
July 25	@ Chicago (ESPN)	W 107-95
July 30	Dallas (CBS Sports Network)	W 104-91
Aug. 1	Atlanta	W 98-81
Aug. 6	@ New York (ABC)	L 61-99
Aug. 8	@ Dallas (CBS Sports Network)	W 104-84
Aug. 11	Washington (ION)	W 113-89
Aug. 13	Atlanta (CBS Sports Network)	W 86-65
Aug. 15	New York (Amazon Prime)	L 79-63
Aug. 17	New York (Amazon Prime)	W 88-75
Aug. 19	Los Angeles (ABC)	L 72-78
Aug. 22	@ Atlanta (CBS Sports Network)	W 112-100
Aug. 24	@ Chicago (NBA TV)	W 94-87
Aug. 26	@ Washington (NBA TV)	L 78-62
Aug. 28	@ New York (ESPN2)	L 94-85
Aug. 31	Washington (Amazon Prime)	W 84-75
Sept. 2	Seattle (NBA TV)	W 103-77
Sept. 8	@ Phoenix (ION)	W 94-73
Sept. 10	\$ Phoenix (ESPN2)	W 100-85
Sept. 13	\$ Chicago (ESPN)	W 87-59
Sept. 17	Chicago (ABC)	W 92-70
Sept. 24	Dallas (ESPN2)	W 97-83
Sept. 26	Dallas (ESPN)	W 91-84
Sept. 29	@ Dallas (ESPN2)	W 64-61
Oct. 8	New York (ABC)	W 99-82
Oct. 11	New York (ESPN)	W 104-76
Oct. 14	@ New York (ABC)	12 pm
Oct. 18	@ *New York (ESPN)	5 pm
Oct. 20	*New York (ESPN)	6 pm


*If necessary

\$ Played at T-Mobile Arena

Commissioner's Cup Games in Blue

All times Pacific and subject to change

Hole Cards




Jackie Young	F	5th Year			6-0	Notre Dame '19		
	PPG	RPG	APG	SPG	BPG	FG%	3P%	FT%
2023 Playoffs	18.0	6.4	4.7	1.7	0.1	.426	.455	.897
Career Playoffs	10.6	3.9	3.1	0.8	0.1	.391	.457	.912
2023 Reg Seas	17.6	4.0	3.8	1.3	0.1	.523	.449	.867
Career Reg	13.0	4.0	3.7	1.1	0.2	.475	.412	.848
2023 Ranks	11th	---	16th	*15th	---	6th	1st	*15th
Career Notes	2022 WNBA Champ • 2-time All-Star • 2022 Most Improved Player • 2022 1st Team • 2020 U.S. Olympic gold (3x3) • 2019 All-Rookie							




A'ja Wilson		C	6th Year	6-4	South Carolina '18			
	PPG	RPG	APG	SPG	BPG	FG%	3P%	FT%
2023 Playoffs	24.9	11.3	1.4	1.6	2.9	.604	.500	.848
Career Playoffs	19.5	9.7	2.1	1.1	2.2	.515	.188	.817
2023 Reg Seas	22.8	9.5	1.6	1.4	2.2	.557	.310	.812
Career Reg	19.9	8.7	2.1	1.1	1.8	.491	.360	.808
2023 Ranks	3rd	2nd	---	*15th	1st	2nd	---	29th
Career Notes	2022 WNBA Champ • 2020, 2022 M'VP • 2022, 2023 DPOY • 5-time All-Star • 3-time All-WNBA honoree • 2018 Rookie of Year • 2020 U.S. Olympic gold & 2-time WC gold (5x5)							



Kiah Stokes	C	9th Year		6-3	Connecticut '15			
	PPG	RPG	APG	SPG	BPG	FG%	3P%	FT%
2023 Playoffs	3.1	7.7	1.3	1.0	0.3	.563	.500	1.000
Career Playoffs	3.6	7.7	1.3	1.0	0.3	.480	.333	.800
2023	2.2	5.9	0.6	0.7	1.0	.434	.185	.500
Career	4.0	5.9	0.7	0.5	1.1	.507	.220	.677
2023 Ranks	---	18th	---	---	16th	---	---	---
Career Notes	2022 WNBA Champ • 2015 All-Defensive second team • 2015 All-Rookie Team							



Kelsey Plum	G		6th Year		5-8	Washington '17		
	PPG	RPG	APG	SPG	BPG	FG%	3P%	FT%
2023 Playoffs	18.4	2.7	3.9	1.3	0.0	.439	.415	.913
Career Playoffs	17.6	3.4	4.5	0.9	0.0	.443	.372	.908
2023	18.7	2.4	4.5	1.1	0.0	.475	.389	.912
Career	13.7	2.5	4.0	0.9	0.1	.435	.397	.886
2023 Ranks	9th	---	10th	24th	---	22nd	17th	3rd
Career Notes	2022 WNBA Champ • 2022 All-WNBA 1st Team • 2022 All-Star MVP • 2-time All-Star • 2021 6th PoY • 2020 U.S. Olympic gold (3x3) • 2-time USA WC gold (5x5)							



Chelsea Gray	G		9th Year		5-11	Duke '14		
	PPG	RPG	APG	SPG	BPG	FG%	3P%	FT%
2023 Playoffs	16.3	5.0	7.4	1.3	1.1	.449	.357	1.000
Career Playoffs	15.0	3.3	5.7	1.2	0.4	.476	.410	.865
2023	15.3	4.0	7.3	1.4	0.6	.490	.421	.897
Career	12.4	3.1	5.0	1.1	0.2	.465	.386	.869
2023 Ranks	21st	---	3rd	*8th	23rd	14th	8th	5th
Career Notes	2016, 2022 WNBA Champ • 2022 Finals MVP • 5-time All-Star • 2017, 2019 All-W Teams (2nd, 1st) • 2020 U.S. Olympic gold (5x5), 2022 USA WC gold (5x5)							

The Turn

Name	POS	Year	HGT	Regular Season Stats	Playoff Stats
Kierstan Bell	G	2nd	6-1	3.7 ppg, 1.6 rpg	1.7 ppg, 1.0 rpg
Alysha Clark	F	10th	5-11	6.7 ppg, 3.4 rpg, .386 3P%	7.9 ppg, 3.9 rpg, .375 3P%
Alaina Coates	C	5th	6-4	0.9 ppg, 1.0 rpg	0.4 ppg, 1.0 rpg
Sydney Colson	G	9th	5-8	1.3 ppg, 0.4 rpg, 0.8 apg	0.0 ppg, 0.4 rpg
Cayla George	C	4th	6-4	2.3 ppg, 1.8 rpg	0.3 ppg, 0.2 rpg
Candace Parker	F	16th	6-4	9.0 ppg, 5.4 rpg, 3.7 apg	DNP



CONGRATULATIONS!

If you are reading this, it means that you have made the wise decision to cover a WNBA game featuring the defending WNBA Champion Las Vegas Aces. Odds are, you a member of one of the most prestigious media outlets in the nation, and a talented print, radio or television personality.

Regardless of how these Game Notes came into your possession, welcome to year 6 of the Las Vegas Aces—our first as the defending WNBA Champs.

These Game Notes are designed to simplify your coverage of the Aces, but in a society that now likes to communicate in ~~140 280-~~ characters or less, 30-second Tik Tok videos, even a modest-sized set of Game Notes like this one can be intimidating.

Over the rest of this page, we will walk you through the complexities of this document to further enhance your ability to cover the most entertaining team in the WNBA.

Before we begin, we want you to know that we've gone interactive with notes this year. Embedded links will take you to the [interweb page](#) that contains more information on each note or tidbit of information. Click through to your heart's content!

So let's get started. These notes are divided into 3 primary sections: Season Notes, Individual Player Profiles and Statistics.

Statistics

Let's take these items in reverse order. If all you need are our season statistics, just flip to the end of these notes. Both team's stats are always located on the second to last page.

There is also a separate statistical packet in a different document with more detailed information about both teams.

The back page is the Media Cheat Sheet roster, complete with head shots to help you quickly identify our players.

What about box scores? Some folks like to see the box score from the previous games in Game Notes, while some folks like to peruse all of that season's box scores. Some like to see the box scores from previous meetings between the two teams playing today.

Given all these possibilities, with the exception of 2023 games between the two teams playing today, we have decided not to include any box scores ~~because we are lazy~~ in an effort to rid the planet of unnecessary paper waste. All WNBA box scores (PDFs) are located online and can be [downloaded here](#).

Additional Notes

Notes you've seen plenty of times, are still important, but not enough to take up prime real estate in the front of the game notes.

Individual Player Profiles

Each player on the roster has at least one page of info in this doc.

Included in these are ...

- Notes from the 2023 season
- Notes from previous seasons
- Streaks that paint a statistical picture of the player's most recent efforts.
- Single-season and career highs.
- Career Stats
- Links to a more robust bio online

Additional information is available on each player's online biography, linked from various spots in the notes, including the front page, but these should give you what you need to cover the game.

Season Notes

This area is divided into 3 primary sections.

As the season progresses, the first notes will be super specific to this year's team and players, and should tell the story of the season, essentially answering the question, "Why do the Aces have the record they have?"

The second section contains interesting milestones or tidbits about this year's team or individuals.

The third section includes information from recent seasons that might (in theory) still have relevance to this year's team.

Today's Opponent

These pages let you know how the Aces have performed historically against today's opponent (pages 4-5)

Additional Information

Also included in these notes are an Aces' roster, and Pronunciation Guide (page 3).

Frequently Asked Question

"I have found several typos in this document." Would you like to know about them?"

Yes, we would, but you should know that there are many people in the world who are not happy unless they find fault in the work of others. In an effort to boost their self-confidence, we have intentionally sprinkled several typos in this document to assist them, so we may already be aware of the typos of which you speak.

Epilogue

If you have any additional questions, please don't hesitate to reach out to the following people:

Director of Media Relations John Maxwell
(951) 203-3208
jmaxwell@lasvegasaces.com

Assistant Director of Media Relations Caroline Williams
(725) 289-8896
cwilliams@lasvegasaces.com

Thanks again for your interest in covering the Las Vegas Aces.

Follow us @LVAcas





Alphabetical

NO	NAME	POS	HGT	WGT	DATE OF BIRTH	EXP	COLLEGE	HOMETOWN
1	Kierstan Bell	F	6-1	176	March 16, 2000	1	FGCU	Alliance, OH
7	Alysha Clark	F	5-11	167	July 7, 1987	10	Middle Tennessee	Denver, CO
51	Sydney Colson	G	5-8	140	August 6, 1989	8	Texas A&M	Houston, TX
81	Alaina Coates	C	6-4	205	April 7, 1995	5	South Carolina	Irmo, SC
13	Cayla George	C/F	6-4	192	May 1, 1989	3	Australia	Queensland, Australia
12	Chelsea Gray	G	5-11	170	October 8, 1992	8	Duke	Hayward, CA
3	Candace Parker	F/C	6-4	184	April 19, 1986	15	Tennessee	Naperville, IL
10	Kelsey Plum	G	5-8	145	August 24, 1994	5	Washington	San Diego, CA
41	Kiah Stokes	C	6-3	191	March 30, 1993	7	Connecticut	Cedar Rapids, IA
22	A'ja Wilson	C/F	6-4	195	August 8, 1996	5	South Carolina	Hopkins, SC
0	Jackie Young	G	6-0	165	September 16, 1997	4	Notre Dame	Princeton, IN

Numerical

NO	NAME	POS	HGT	WGT	DATE OF BIRTH	EXP	COLLEGE	HOMETOWN
0	Jackie Young	G	6-0	165	September 16, 1997	4	Notre Dame	Princeton, IN
1	Kierstan Bell	F	6-1	176	March 16, 2000	1	FGCU	Alliance, OH
3	Candace Parker	F/C	6-4	184	April 19, 1986	15	Tennessee	Naperville, IL
7	Alysha Clark	F	5-11	167	July 7, 1987	10	Middle Tennessee	Denver, CO
10	Kelsey Plum	G	5-8	145	August 24, 1994	5	Washington	San Diego, CA
12	Chelsea Gray	G	5-11	170	October 8, 1992	8	Duke	Hayward, CA
13	Cayla George	C/F	6-4	192	May 1, 1989	3	Australia	Queensland, Australia
22	A'ja Wilson	C/F	6-4	195	August 8, 1996	5	South Carolina	Hopkins, SC
41	Kiah Stokes	C	6-3	191	March 30, 1993	7	Connecticut	Cedar Rapids, IA
51	Sydney Colson	G	5-8	140	August 6, 1989	8	Texas A&M	Houston, TX
81	Alaina Coates	C	6-4	205	April 7, 1995	5	South Carolina	Irmo, SC

Head Coach	Becky Hammon (Colorado State '99)
First Assistant Coach	Natalie Nakase (UCLA '03)
Asst. Coach/Head of Player Development	Tyler Marsh (Birmingham-Southern College '11)
Assistant Coach	Charlene Thomas-Swinson (Auburn '87)
Medical Director	Laura Ramus
Assistant Medical Director	Tera Giroux
Head Athletic Trainer	Bandeale Talib Jr.
Performance Coach	Jeremiah Welch
Massage Therapist	Aaron Kaleonakolo

PRONUNCIATION GUIDE

1	Kierstan Bell	KEER-stin
7	Alysha Clark	uh-LEE-sha
81	Alaina Coates	uh-LAY-nuh COATS
41	Kiah Stokes	KEE-uh
22	A'ja Wilson	A-zhuh (like the continent, Asia)

Natalie Nakase	nuh-KAH-say
Tera Giroux	TAIR-uh guh-ROO
Bandeale Talib Jr.	ban-DELL tah-LEEB



ACES ALL-TIME RESULTS VS. NEW YORK



Regular Season History

Overall 32-29
Home 19-11
Road 13-18
Overtime 1-1

Playoff History

Overall 2-0
Home 2-0
Road 0-0
Overtime 0-0

Streaks (incl playoffs)

Overall W 2
Home W 4
Road L 2
Overtime W 1

Date	H/A	Opponent	W/L	LV	NY
July 5, 1997		New York	L 1	53	66
July 17, 1997	@	New York	L 2	54	80
July 22, 1997	@	New York	W 1	78	71
Aug. 19, 1997		New York	W 2	81	75
June 15, 1998		New York	W 3	71	60
June 21, 1998	@	New York	L 1	64	68
July 18, 1999	@	New York	L 2 (OT)	82	88
Aug. 3, 1999		New York	L 3	59	61
June 3, 2000	@	New York	L 4	76	87
July 26, 2001		New York	W 1	71	63
Aug. 8, 2001	@	New York	L 1	63	82
June 11, 2002		New York	L 2	68	71
Aug. 5, 2003	@	New York	L 3	60	69
June 5, 2004		New York	L 4	57	62
Sept. 12, 2004	@	New York	L 5	62	64
June 21, 2005	@	New York	L 6	59	77
July 2, 2005		New York	W 1	69	57
June 10, 2006		New York	L 1	67	71
June 30, 2006	@	New York	W 1	91	78
June 16, 2007		New York	W 2	79	71
June 22, 2007	@	New York	W 3	70	63
July 8, 2008		New York	W 4	83	79
Sept. 9, 2008	@	New York	W 5	82	76
June 13, 2009		New York	W 6	63	60
June 19, 2009	@	New York	L 1	61	77
May 28, 2010		New York	L 2	71	77
July 27, 2010	@	New York	L 3	72	77
July 1, 2011	@	New York	L 4	75	81
July 8, 2011		New York	L 5	73	76
July 8, 2012	@	New York	W 1	94	81
Sept. 18, 2012		New York	W 2	77	66
June 23, 2013	@	New York	W 3 (OT)	78	77
July 25, 2013		New York	W 4	65	53
June 5, 2014	@	New York	W 5	87	75
July 9, 2014		New York	W 6	80	66
July 15, 2015	@	New York	L 1	68	84
Aug. 19, 2015		New York	L 2	45	73
June 11, 2016		New York	L 3	75	90
July 10, 2016	@	New York	L 4	75	76
Aug. 26, 2016		New York	L 5	77	84

Date	H/A	Opponent	W/L	LV	NY
May 13, 2017	@	New York	L 6	64	73
Aug. 1, 2017		New York	W 1	93	81
Sept. 1, 2017	@	New York	L 1	69	81
June 12, 2018	@	New York	W 1	78	63
June 22, 2018		New York	W 2	88	78
Aug. 15, 2018		New York	W 3	85	72
June 9, 2019	@	New York	L 1	78	88
June 14, 2019		New York	W 1	100	65
July 7, 2019	@	New York	W 2	90	58
Aug. 9, 2020	@	New York	W 3	78	76
Aug. 29, 2020		New York	W 4	80	63
June 3, 2021	@	New York	W 5	94	82
June 15, 2021		New York	W 6	100	78
June 17, 2021		New York	W 7	103	76
July 6, 2022		New York	L 1	107	116
July 12, 2022	@	New York	W 1	107	101
July 14, 2022	@	New York	W 2	108	74
June 29, 2023		New York	W 3	98	81
Aug. 6, 2023	@	New York	L 1	61	99
Aug. 15, 2023		New York	L \$	63	82
Aug. 17, 2023		New York	W 1	88	75
Aug. 28, 2023	@	New York	L	85	94
Oct. 8, 2023		New York	W	99	82
Oct. 11, 2023		New York	W	104	76
Oct. 15, 2023	@	New York			
*Oct. 18, 2023	@	New York			
*Oct. 20, 2023		New York			

*If necessary

\$ Commissioner's Cup Championship Game. Not included in overall records or streaks.

2023 ACES VS LIBERTY REGULAR SEASON



Aces vs. Liberty (2-2)

PLAYER	GP-GS	MIN	FGM-FGA	FG%	3-POINT			FTM-FTA	FT%	--- REBOUNDS ---			AST	PF-DQ	STL	TO	BLK	PTS/AVG
					FGM-FGA	FG%	FTM-FTA			OFF	DEF	TOT/AVG						
Young, J	4-4	126:43	24 - 41	58.5	11-19	57.9	12 - 12	100	4	8	12/3.0	16	11-0	3	5	0	71/17.8	
Wilson, A	4-4	123:54	25 - 52	48.1	0-1	0.0	19 - 22	86.4	3	23	26/6.5	6	7-0	2	5	7	69/17.3	
Gray, C	4-4	140:29	26 - 59	44.1	5-15	33.3	10 - 13	76.9	1	22	23/5.8	32	7-0	7	9	2	67/16.8	
Parker, C	1-1	24:06	6 - 12	50.0	3-4	75.0	0 - 0	0.0	0	6	6/6.0	5	2-0	2	1	1	15/15.0	
Plum, K	4-4	123:57	22 - 56	39.3	8-23	34.8	5 - 5	100	2	7	9/2.3	16	15-1	3	8	0	57/14.3	
Clark, A	4-0	92:57	10 - 24	41.7	4-16	25.0	0 - 0	0.0	2	12	14/3.5	4	8-0	5	3	1	24/6.0	
Bell, K	4-0	44:03	5 - 16	31.3	0-5	0.0	0 - 0	0.0	3	2	5/1.3	1	5-0	3	1	0	10/2.5	
Stokes, K	4-3	66:02	3 - 6	50.0	0-1	0.0	1 - 2	50.0	2	11	13/3.3	2	4-0	1	1	1	7/1.8	
Colson, S	4-0	23:06	2 - 5	40.0	2-3	66.7	0 - 0	0.0	0	0	0/0.0	5	4-0	0	0	0	6/1.5	
George, C	4-0	26:16	2 - 8	25.0	0-5	0.0	0 - 2	0.0	0	4	4/1.0	1	3-0	4	1	0	4/1.0	
Coates, A	2-0	08:28	1 - 1	100	0-0	0.0	0 - 0	0.0	1	4	5/2.5	0	1-0	1	2	0	2/1.0	
ACES	4	800	126 - 280	45.0	33-92	35.9	47 - 56	83.9	18	99	144/36	88	67-1	31	37	12	332/83	
LIBERTY	4	800	128 - 280	45.7	50-130	38.5	43 - 53	81.1	35	115	181/45.3	96	48-0	20	59	17	349/87.3	

Liberty vs. Aces (2-2)

LIBERTY VS ACES (2-2)																	
PLAYER	GP-GS	MIN	FGM-FGA	FG%	3-POINT		FTM-FTA	FT%	--- REBOUNDS ---			AST	PF-DQ	STL	TO	BLK	PTS/AVG
					FGM-FGA	FG%			OFF	DEF	TOT/AVG						
Ionescu, S	4-4	122:38	30 - 57	52.6	18-34	52.9	7 - 9	77.8	4	13	17/4.3	18	8-0	4	8	0	85/21.3
Stewart, B	4-4	137:12	26 - 73	35.6	6-27	22.2	14 - 16	87.5	6	24	30/7.5	19	2-0	7	4	9	72/18.0
Laney, B	4-4	123:54	18 - 36	50.0	7-17	41.2	7 - 8	87.5	7	14	21/5.3	11	6-0	2	8	0	50/12.5
Vandersloot, C	4-4	126:12	16 - 34	47.1	5-15	33.3	5 - 5	100	0	15	15/3.8	28	3-0	1	17	1	42/10.5
Jones, J	4-4	95:24	15 - 33	45.5	2-8	25.0	5 - 8	62.5	15	23	38/9.5	8	15-0	3	8	6	37/9.3
Johannes, M	4-0	56:32	9 - 16	56.3	6-12	50.0	0 - 0	0.0	0	8	8/2.0	3	4-0	1	3	0	24/6.0
Prince, E	2-0	10:43	3 - 4	75.0	1-2	50.0	3 - 3	100	0	0	0/0.0	2	0-0	0	1	0	10/5.0
Dolson, S	2-0	16:33	2 - 4	50.0	2-2	100	0 - 0	0.0	0	2	2/1.0	3	1-0	0	1	0	6/3.0
Thornton, K	4-0	80:02	4 - 16	25.0	2-12	16.7	1 - 2	50.0	3	12	15/3.8	4	6-0	2	4	1	11/2.8
Sabally, N	3-0	15:20	3 - 4	75.0	0-0	0.0	1 - 2	50.0	0	3	3/1.0	0	2-0	0	2	0	7/2.3
Willoughby, J	3-0	15:31	2 - 3	66.7	1-1	100	0 - 0	0.0	0	1	1/0.3	0	1-0	0	0	0	5/1.7
LIBERTY	4	800	128 - 280	45.7	50-130	38.5	43 - 53	81.1	35	115	181/45.3	96	48-0	20	59	17	349/87.3
ACES	4	800	126 - 280	45.0	33-92	35.9	47 - 56	83.9	18	99	144/36	88	67-1	31	37	12	332/83

ACES VS LIBERTY NOTES

- The Aces lead the best-of-5 series 2-0, which has historically been an insurmountable advantage. There have been 17 5-game series in WNBA postseason history in which one team has won the first 2 games. All 17 of those teams have gone on to win the series—13 via a sweep, 3 in 4 games, and 1 who got pushed to a decisive Game 5.
- Kelsey Plum (Game 1), A'ja Wilson (2) and Jackie Young (1) have each put up 26 points in the Finals series against New York, tying the Aces record for points in a Finals Game that was originally set by Wilson against Connecticut in 2022.
- The Aces made 54.7% of their field goal attempts in Game 1, which ranks as their 7th-best shooting night this year, and followed that up with 52.7% in Game 2. The Aces also shot better than 40% from 3-point in both games.
- The Aces dropped 5 games on the road this year—2 of which were at Barclays Center, a 94-85 loss on Aug. 28 and 99-61 defeat on Aug. 6.
- Including the Commissioner's Cup game, the Aces lost just 2 games on their home floor this year, both of which came in a stretch when the Aces hosted 5 games in 9 days. After wins over Washington and Atlanta on Aug. 11 and 13, the Aces fell to New York in the Aug. 15 Commissioner's Cup Championship, defeated the Liberty on Aug. 17 and dropped a game to LA on Aug 19.
- In their first meeting this year, the Aces scored 98 points (98-81), which was tied for the most points scored on the Liberty this season, on the highest shooting percentage (.580) and most assists (32) by any Liberty opponent. The Aces upped that scoring mark to 99 points in Game 1, after shooting a 2nd-highest 54.7% from the floor, and raised the bar to 104 points in Game 2 on 52.9% from the field.
- The Liberty held the Aces to their lowest scoring output of the season, 61 points on Aug. 6 in New York. It marked the Aces second-worst shooting game of the season (.329) and the most rebounds by an opponent (48). In the Aug. 28 loss at New York, the Liberty grabbed 43 boards--the second-most by an Aces opponent this season.
- Over the regular season, the Aces and Liberty ranked Nos. 1-2 in the league for scoring, defensive rebounds, assists and blocked shots per game, field goal, 3-point field goal, free throw percentage, and advanced statistics such as net rating, offensive efficiency rating, assists to turnover ratio, assist ratio, effective field goal percentage, true shooting percentage and lowest opponent field goal percentage.
- During their 2 Finals games, the Aces improved from their regular season numbers in all of the above listed statistical categories, while the Liberty dropped in each one.

Reg Seas	PPG	DRBG	APG	FG%	3PT%	FT%	Net Rtg	OER	AST/TO	Ast Ratio	EFG%	TS%	OPP FG%
Aces	92.8	28.7	21.7	48.6	37.2	84.0	15.3	113.0	1.85	19.3	55.3	59.7	42.6
Liberty	89.2	29.2	24.1	46.0	37.4	82.9	10.3	109.6	1.70	20.5	53.9	57.7	42.4
FINALS	PPG	DRBG	APG	FG%	3PT%	FT%	Net Rtg	OER	AST/TO	Ast Ratio	EFG%	TS%	OPP FG%
Aces	101.5	31.0	26.0	53.7	43.1	92.5	31.0	128.5	2.36	23.1	61.9	67.0	40.7
Liberty	78.0	23.0	18.0	40.7	26.6	71.4	-31.0	97.5	1.71	16.4	46.8	50.2	53.7



2023 PLAYOFFS: ACES & LIBERTY CUMULATIVE STATISTICS

LAS VEGAS ACES (7-0)

PLAYER	GP-GS	MIN	FGM-FGA	FG%	3-POINT		FTM-FTA	FT%	----- REBOUNDS -----			AST	PF-DQ	STL	TO	BLK	PTS/AVG
					FGM-FGA	FG%			OFF	DEF	TOT/AVG						
Wilson, A	7-7	225:44	67 - 111	60.4	1-2	50.0	39 - 46	84.8	25	54	79/11.3	10	15-0	11	14	20	174/24.9
Plum, K	7-7	251:13	43 - 98	43.9	22-53	41.5	21 - 23	91.3	1	18	19/2.7	27	16-0	9	22	0	129/18.4
Young, J	7-7	237:23	40 - 94	42.6	20-44	45.5	26 - 29	89.7	3	42	45/6.4	33	19-0	12	8	1	126/18.0
Gray, C	7-7	253:10	44 - 98	44.9	10-28	35.7	16 - 16	100	2	33	35/5.0	52	11-0	9	22	8	114/16.3
Clark, A	7-0	153:28	20 - 36	55.6	6-16	37.5	9 - 10	90.0	7	20	27/3.9	8	19-0	3	6	1	55/7.9
Stokes, K	7-7	190:38	9 - 16	56.3	2-4	50.0	2 - 2	100	12	42	54/7.7	9	12-0	7	4	2	22/3.1
Bell, K	6-0	44:59	3 - 16	18.8	0-10	0.0	4 - 4	100	2	4	6/1.0	2	2-0	3	2	2	10/1.7
Coates, A	5-0	09:25	1 - 1	100	0-0	0.0	0 - 0	0.0	2	3	5/1.0	0	1-0	1	1	0	2/0.4
George, C	6-0	16:04	0 - 6	0.0	0-2	0.0	2 - 2	100	0	1	1/0.2	1	3-0	0	0	0	2/0.3
Colson, S	5-0	17:59	0 - 2	0.0	0-1	0.0	0 - 0	0.0	1	1	2/0.4	1	0-0	1	3	0	0/0.0
ACES	7	1400	227 - 478	47.5	61-160	38.1	119 - 132	90.2	55	218	312/44.6	143	98-0	56	88	34	634/90.6
OPPONENTS	7	1400	195 - 513	38.0	54-182	29.7	71 - 104	68.3	77	173	303/43.3	119	111-0	44	87	32	515/73.6

PLAYER	----- SINGLE GAME HIGHS -----							----- AVERAGE PER GAME -----							----- AVERAGE PER 48 MIN -----					
	MIN	REB	AST	STL	TO	BLK	PTS	MIN	REB	AST	STL	TO	BLK	PTS	REB	AST	STL	TO	BLK	PTS
Wilson, A	34:59	16	3	3	9	4	38	32.2	11.3	1.4	1.57	2.0	2.86	24.9	14.0	1.8	1.95	2.5	3.54	30.8
Plum, K	37:29	5	8	3	6	0	26	35.9	2.7	3.9	1.29	3.1	0.00	18.4	3.0	4.3	1.43	3.5	0.00	20.5
Young, J	37:19	10	7	3	3	1	26	33.9	6.4	4.7	1.71	1.1	0.14	18.0	7.6	5.6	2.02	1.3	0.17	21.2
Gray, C	39:17	6	11	2	5	2	23	36.2	5.0	7.4	1.29	3.1	1.14	16.3	5.5	8.2	1.42	3.5	1.26	18.0
Clark, A	28:02	6	2	1	3	1	14	21.9	3.9	1.1	0.43	0.9	0.14	7.9	7.0	2.1	0.78	1.6	0.26	14.3
Stokes, K	35:05	15	3	3	2	2	8	27.2	7.7	1.3	1.00	0.6	0.29	3.1	11.3	1.9	1.47	0.8	0.42	4.6
Bell, K	16:33	3	1	2	1	1	4	7.5	1.0	0.3	0.50	0.3	0.33	1.7	5.3	1.8	2.67	1.8	1.78	8.9
Coates, A	03:28	2	0	1	1	0	2	1.9	1.0	0.0	0.20	0.2	0.00	0.4	21.2	0.0	4.25	4.2	0.00	8.5
George, C	04:19	1	1	0	0	0	2	2.7	0.2	0.2	0.00	0.0	0.00	0.3	2.5	2.5	0.00	0.0	0.00	5.0
Colson, S	07:23	1	1	1	2	0	0	3.6	0.4	0.2	0.20	0.6	0.00	0.0	4.4	2.2	2.22	6.7	0.00	0.0

NEW YORK LIBERTY (5-3)

PLAYER	GP-GS	MIN	FGM-FGA	FG%	3-POINT		FTM-FTA	FT%	----- REBOUNDS -----			AST	PF-DQ	STL	TO	BLK	PTS/AVG
					FGM-FGA	FG%			OFF	DEF	TOT/AVG						
Stewart, B	8-8	306:57	56 - 154	36.4	8-39	20.5	34 - 38	89.5	22	54	76/9.5	22	15-0	9	13	17	154/19.3
Jones, J	8-8	279:18	49 - 88	55.7	5-20	25.0	34 - 43	79.1	35	62	97/12.1	13	28-0	4	18	18	137/17.1
Laney, B	8-8	287:58	50 - 108	46.3	16-44	36.4	9 - 11	81.8	10	24	34/4.3	24	14-0	7	19	0	125/15.6
Ionescu, S	8-8	280:30	36 - 91	39.6	22-56	39.3	21 - 23	91.3	3	33	36/4.5	33	18-0	7	13	3	115/14.4
Vandersloot, C	8-8	258:07	30 - 74	40.5	9-26	34.6	6 - 7	85.7	7	18	25/3.1	51	18-0	11	22	6	75/9.4
Johannes, M	7-0	81:20	8 - 26	30.8	6-21	28.6	0 - 0	0.0	0	6	6/0.9	6	6-0	1	5	2	22/3.1
Thornton, K	8-0	82:59	9 - 21	42.9	3-11	27.3	2 - 2	100	6	7	13/1.6	3	8-0	1	2	2	23/2.9
Dolson, S	8-0	38:32	5 - 10	50.0	1-4	25.0	0 - 2	0.0	2	3	5/0.6	1	3-0	0	2	1	11/1.4
Willoughby, J	2-0	05:36	0 - 2	0.0	0-1	0.0	2 - 4	50.0	1	0	1/0.5	0	1-0	1	0	0	2/1.0
Sabally, N	3-0	03:43	0 - 0	0.0	0-0	0.0	0 - 0	0.0	0	0	0/0.0	0	0-0	1	0	0	0/0.0
LIBERTY	8	1625	243 - 574	42.3	70-222	31.5	108 - 130	83.1	86	207	349/43.6	153	111-0	42	100	49	664/83.0
OPPONENTS	8	1625	261 - 573	45.5	68-187	36.4	93 - 115	80.9	67	211	338/42.3	184	141-0	56	89	35	683/85.4

PLAYER	----- SINGLE GAME HIGHS -----							----- AVERAGE PER GAME -----							----- AVERAGE PER 48 MIN -----					
	MIN	REB	AST	STL	TO	BLK	PTS	MIN	REB	AST	STL	TO	BLK	PTS	REB	AST	STL	TO	BLK	PTS
Stewart, B	44:04	13	5	2	2	5	27	38.4	9.5	2.8	1.13	1.6	2.13	19.3	9.9	2.9	1.17	1.7	2.22	20.1
Jones, J	38:00	15	4	1	5	4	25	34.9	12.1	1.6	0.50	2.3	2.25	17.1	13.9	1.9	0.57	2.6	2.58	19.6
Laney, B	40:00	8	5	3	3	0	21	36.0	4.3	3.0	0.88	2.4	0.00	15.6	4.7	3.3	0.97	2.6	0.00	17.4
Ionescu, S	40:27	9	7	2	4	1	29	35.1	4.5	4.1	0.88	1.6	0.38	14.4	5.1	4.7	1.00	1.9	0.43	16.4
Vandersloot, C	37:32	6	10	2	5	2	19	32.3	3.1	6.4	1.38	2.8	0.75	9.4	3.9	7.9	1.70	3.4	0.93	11.6
Johannes, M	19:51	3	3	1	3	1	14	11.6	0.9	0.9	0.14	0.7	0.29	3.1	3.0	3.0	0.49	2.5	0.98	10.8
Thornton, K	19:13	3	3	1	1	2	6	10.4	1.6	0.4	0.13	0.3	0.25	2.9	6.3	1.4	0.48	1.0	0.96	11.1
Dolson, S	10:07	2	1	0	1	1	4	4.8	0.6	0.1	0.00	0.3	0.13	1.4	5.2	1.0	0.00	2.1	1.04	11.4
Willoughby, J	03:28	1	0	1	0	0	2	2.8	0.5	0.0	0.50	0.0	0.00	1.0	7.1	0.0	7.14	0.0	0.00	14.3
Sabally, N	01:34	0	0	1	0	0	0	1.2	0.0	0.0	0.33	0.0	0.00	0.0	0.0	0.0	10.76	0.0	0.00	0.0

LAS VEGAS CAREER REGULAR SEASON STATS VS NEW YORK

PLAYER	GP-GS	MIN	FGM-FGA	FG%	3PM-3PA	3P%	FTM-FTA	FT%	OFF	DEF	REB/AVG	AST	PF-DQ	STL	TO	BLK	PTS/AVG	HI
Wilson	18-18	29.4	112-229	48.9	2-6	33.3	111-125	88.8	28	100	128/7.1	37	32-0	19	23	32	337/18.7	31
Parker	28-28	28.1	148-341	43.4	32-80	40.0	81-102	79.4	39	191	230/8.2	95	50-0	44	60	44	409/14.6	34
Plum	18-15	27.3	89-202	44.1	35-92	38.0	36-40	90.0	15	42	57/3.2	61	49-2	17	32	1	249/13.8	22
Young	15-13	30.3	69-144	47.9	16-30	53.3	44-51	86.3	10	47	57/3.8	63	38-0	19	16	2	198/13.2	24
Gray	28-21	27.4	132-293	45.1	34-84	40.5	55-59	93.2	9	87	96/3.4	153	44-0	35	61	9	353/12.6	29
Clark	28-19	22.9	69-154	44.8	20-71	28.2	23-30	76.7	22	69	91/3.3	44	56-0	18	30	7	181/6.5	23
Colson	17-3	12.7	26-57	45.6	5-13	38.5	13-18	72.2	4	15	19/1.1	32	26-0	10	11	4	70/4.1	12
Stokes	7-3	15.4	7-13	53.8	2-6	33.3	3-6	50.0	3	21	24/3.4	4	4-0	1	2	4	19/2.7	7
Coates	11-0	7.4	11-11	100	0-0	---	1-4	25.0	4	11	15/1.4	1	13-0	5	6	3	23/2.1	8
George	11-1	9.9	8-36	22.2	4-24	16.7	0-2	0.0	2	17	19/1.7	4	21-0	5	5	5	20/1.8	6
Bell	5-0	11.2	6-20	30.0	1-9	11.1	2-2	100	3	7	10/2	2	7-0	3	2	0	15/3	5



2023 REGULAR SEASON ACES VS. LIBERTY BOX SCORES

LAS VEGAS ACES 98, NEW YORK LIBERTY 81

Regular Season Game No. 1

June 29, 2023 @ Las Vegas

NEW YORK LIBERTY 99, LAS VEGAS ACES 61

Regular Season Game No. 2

August 6, 2023 @ New York

WOMEN'S NATIONAL BASKETBALL ASSOCIATION										OFFICIAL SCORER'S REPORT									
Thursday, June 29, 2023 Michelob ULTRA Arena, Las Vegas, NV										FINAL BOX									
Officials: #55 Eric Brewton, #86 Angelica Suffren, #15 Fatou Cissoko-Stephens										Game Duration: 1:53 Attendance: 9587									
VISITOR: New York Liberty (10-4)																			
	POS	MIN	FG	FGA	3P	3PA	FT	FTA	OR	DR	TOT	A	PF	ST	TO	BS	+/-	PTS	
44 Betnijah Laney	F	24:27	1	5	1	3	0	0	1	3	4	1	0	0	0	0	-16	3	
30 Breanna Stewart	F	28:00	6	15	1	4	3	4	3	2	5	3	0	0	2	0	-19	16	
35 Jonquel Jones	C	23:56	6	8	1	1	0	2	3	3	6	1	4	0	1	2	-18	13	
20 Sabrina Ionescu	G	24:10	3	8	1	2	0	0	1	5	6	7	4	1	3	0	-25	7	
22 Courtney Vandersloot	G	27:57	3	9	0	1	4	4	0	2	2	5	1	0	6	1	-17	10	
5 Kayla Thornton		27:11	1	4	0	2	1	2	0	4	4	0	2	2	0	0	-5	3	
8 Nyara Sabally		08:51	3	4	0	0	0	0	0	2	2	0	1	0	1	0	8	6	
23 Marine Johannès		18:50	4	7	2	4	0	0	0	2	2	2	1	0	1	0	-4	10	
13 Jocelyn Willoughby		10:00	2	2	1	1	0	0	0	0	0	0	1	0	0	0	3	5	
10 Epiphanny Prince		06:38	2	3	1	2	3	3	0	0	0	2	0	0	1	0	8	8	
200:00			31	65	8	20	11	15	8	23	31	21	14	3	15	3	-17	81	
			47.7%			40%			73.3%			TM REB: 7			TOT TO: 17 (22 PTS)				
HOME: LAS VEGAS ACES (14-1)																			
	POS	MIN	FG	FGA	3P	3PA	FT	FTA	OR	DR	TOT	A	PF	ST	TO	BS	+/-	PTS	
0 Jackie Young	F	29:30	6	11	3	5	0	0	1	4	5	6	3	1	1	0	19	15	
22 A'ja Wilson	F	30:30	6	9	0	1	4	4	1	2	3	3	2	0	2	0	15	16	
3 Candace Parker	C	24:06	6	12	3	4	0	0	0	6	6	5	2	2	1	1	21	15	
10 Kelsey Plum	G	32:12	7	12	1	5	3	3	1	2	3	8	2	0	2	0	23	18	
12 Chelsea Gray	G	31:34	6	10	1	2	1	1	0	2	2	6	2	3	0	0	18	14	
41 Kiah Stokes		17:56	3	3	0	0	1	2	1	4	5	0	0	1	0	0	9	7	
7 Alysha Clark		20:24	4	8	1	4	0	0	0	2	2	1	2	2	1	0	7	9	
1 Kierstan Bell		04:36	1	2	0	0	0	0	0	0	0	1	1	0	0	0	-9	2	
13 Cayla George		04:36	1	2	0	0	0	0	0	1	1	0	1	0	0	0	-9	2	
51 Sydney Colson		04:36	0	0	0	0	0	0	0	0	0	3	0	0	0	0	-9	0	
200:00			40	69	9	21	9	10	4	23	27	32	15	10	7	1	17	98	
			58%			42.9%			90%			TM REB: 3			TOT TO: 8 (9 PTS)				
SCORE BY PERIOD																			
	1	2	3	4	FINAL														
Liberty	22	20	14	25	81														
ACES	28	21	27	22	98														
Inactive: Liberty - Dolson (Not With Team - Right Ankle)																			
Inactive: Aces - Williams (Injury/Illness - Lower back)																			
Points in the Paint: Liberty 42 (21/36), ACES 50 (25/36)																			
2nd Chance Points: Liberty 11 (4/9), ACES 8 (3/5)																			
Biggest Lead: Liberty 0, ACES 27																			
Lead Changes: 0																			
Fast Break Points: Liberty 5 (2/2), ACES 11 (4/7)																			
Times Tied: 1																			
Technical fouls - Non-Unsportsmanlike																			
Liberty (0): NONE																			
ACES (2): Gray 6:47 1st (Defensive Three Seconds), Parker 6:23 4th (Defensive Three Seconds)																			

WOMEN'S NATIONAL BASKETBALL ASSOCIATION										OFFICIAL SCORER'S REPORT									
Sunday, August 6, 2023 Barclays Center, Brooklyn, NY										FINAL BOX									
Officials: #34 Maj Forsberg, #31 Amy Bonner, #76 Toni Patillo										Game Duration: 1:52 Attendance: 11418 (Sellout)									
VISITOR: Las Vegas Aces (24-3)																			
	POS	MIN	FG	FGA	3P	3PA	FT	FTA	OR	DR	TOT	A	PF	ST	TO	BS	+/-	PTS	
0 Jackie Young	F	30:17	6	9	2	5	2	2	0	0	0	1	2	1	0	0	-24	16	
22 A'ja Wilson	F	25:27	2	14	0	0	5	6	0	7	7	2	1	1	0	3	-14	9	
41 Kiah Stokes	C	17:27	0	1	0	1	0	0	0	2	2	1	2	0	0	0	-35	0	
10 Kelsey Plum	G	29:31	4	16	2	6	2	2	0	3	3	3	3	0	3	0	-27	12	
12 Chelsea Gray	G	34:55	7	14	1	3	0	0	0	3	3	6	0	0	5	1	-35	15	
7 Alysha Clark		19:59	1	4	1	3	0	0	1	4	5	0	0	1	0	0	-13	3	
1 Kierstan Bell		16:42	2	7	0	2	0	0	0	0	0	0	0	0	0	0	-23	4	
13 Cayla George		10:00	0	2	0	2	0	0	0	1	1	0	0	3	0	0	-12	0	
51 Sydney Colson		08:33	0	2	0	1	0	0	0	0	0	1	1	0	0	0	-5	0	
81 Alaina Coates		07:09	1	1	0	0	0	0	1	2	3	0	0	1	2	0	-2	2	
3 Candace Parker	NWT - Injury/Illness - Foot Surgery																		
2 Riquana Williams	NWT - Not With Team																		
200:00		23	70	6	23	9	10	2	22	24	14	9	7	10	4	-38	61		
		32.9%			26.1%			90%			TM REB: 7			TOT TO: 10 (9 PTS)					
HOME: NEW YORK LIBERTY (22-6)																			
	POS	MIN	FG	FGA	3P	3PA	FT	FTA	OR	DR	TOT	A	PF	ST	TO	BS	+/-	PTS	
44 Betnijah Laney	F	31:42	5	10	3	6	0	0	3	6	9	3	1	1	4	0	38	13	
30 Breanna Stewart	F	33:35	8	20	4	9	3	3	0	6	6	5	0	3	0	3	35	23	
35 Jonquel Jones	C	29:12	5	12	0	3	2	2	5	9	14	4	3	1	2	1	39	12	
20 Sabrina Ionescu	G	31:55	12	19	6	10	1	1	1	4	5	7	1	1	0	0	34	31	
22 Courtney Vandersloot	G	30:20	4	5	2	3	0	0	0	4	4	6	0	2	1	0	36	10	
5 Kayla Thornton		21:30	3	6	2	5	0	0	2	5	7	3	1	0	1	0	25	8	
23 Marine Johannès		09:31	0	2	0	2	0	0	0	1	1	0	0	1	2	0	-5	0	
8 Nyara Sabally		04:05	0	0	0	0	0	0	0	1	1	0	0	0	1	0	-4	0	
10 Epiphanny Prince		04:05	1	1	0	0	0	0	0	0	0	0	0	0	0	0	-4	2	
13 Jocelyn Willoughby		04:05	0	1	0	0	0	0	0	1	1	0	0	0	0	0	-4	0	
31 Stefanie Dolson	DND - Injury/Illness - Right Ankle																		
200:00		38	76	17	38	6	6	11	37	48	28	6	7	13	4	38	99		
		50%			44.7%			100%			TM REB: 7			TOT TO: 13 (12 PTS)					
SCORE BY PERIOD		1	2	3	4	FINAL													
Aces		22	22	9	8	61													
LIBERTY		19	30	30	20	99													
Inactive: Aces -																			
Inactive: Liberty -																			
Points in the Paint: Aces 26 (13/30), LIBERTY 36 (18/28) Biggest Lead: Aces 5, LIBERTY 42																			
2nd Chance Points: Aces 0 (0/3), LIBERTY 20 (8/12) Lead Changes: 9																			
Fast Break Points: Aces 14 (8/10), LIBERTY 21 (8/11) Times Tied: 3																			
Flagrant Fouls																			
Aces (0): NONE																			
LIBERTY (1): 0:53 1st Jones-FLG1																			



GAME NOTES (STATS & RANKINGS THROUGH 10/14)

FEELING RANK (2023 REGULAR SEASON FINAL RANKINGS, TOP 30)

	PPG	RPG	APG	SPG	BPG	MPG	FG%	3P%	FT%
Alysha Clark	---	---	---	---	---	---	---	17th	---
Chelsea Gray	21st	---	3rd	9th	24th	15th	14th	7th	5th
Kelsey Plum	8th	---	10th	22nd	---	13th	20th	16th	3rd
Kiah Stokes	---	21st	---	---	16th	---	---	---	---
A'ja Wilson	3rd	2nd	---	10th	1st	23rd	3rd	---	30th
Jackie Young	11th	---	15th	14th	---	18th	7th	2nd	16th

FEELING RANK (2023 PLAYOFF RANKINGS, TOP 20)

	PPG	RPG	APG	SPG	BPG	MPG	FG%	3P%	FT%
Alysha Clark	---	---	---	---	---	---	7th	14th	10th
Chelsea Gray	15th	---	3rd	16th	15th	11th	14th	---	*1st
Kelsey Plum	9th	---	12th	17th	---	14th	15th	10th	*8th
Kiah Stokes	---	12th	---	---	---	---	---	---	---
A'ja Wilson	2nd	3rd	---	10th	1st	---	3rd	---	14th
Jackie Young	13th	18th	6th	6th	---	19th	---	7th	11th

TRENDSETTERS

In their 104-76 victory over the Liberty in Game 2, the Aces raised both league and franchise bars in several statistical categories:

- The 104 points is a franchise record for points in a Finals game, eclipsing the record of 99 points scored against the Liberty in Game 1 of the 2023 Finals.
- 7 teams in Finals history have been perfect from the line (minimum 10 attempts). The Aces 17 of 17 were the most made and attempted in a W Finals game (16-16 FTs, Chicago vs Phoenix on Sept. 7, 2014 and Indiana vs Minnesota on Oct. 4, 2015).
- The 38 points scored in the first quarter by the Aces set a new WNBA finals mark for the first quarter in a Finals game (34, Connecticut vs. Las Vegas, September 15, 2022), and the second-most by any team in a quarter in Finals history (39, Detroit vs. Phoenix, September 5, 2007).
- The 14 made field goals by the Aces in the first quarter tied the single-quarter Finals record, which has been achieved 3 times in the past (Indiana at Phoenix, September 29, 2009; Los Angeles vs. Minnesota, October 14, 2016; Connecticut vs. Las Vegas, September 15, 2022).
- The 12 assists by the Aces in the first quarter tied the single-quarter Finals record set by Connecticut against Las Vegas on September 15, 2022.
- The Aces have won 8-straight playoff games, which is tied for the 3rd longest streak in WNBA history (9, Los Angeles, 2001-2002; Minnesota, 2013-2014).

EINSTEINIUM

With their 99 points scored in Finals Game 1, the Aces climbed to No. 1 in league history for most points scored in a year, when combining regular and postseason games, bypassing the 2009 Mercury's 4,190. With the 104 points scored in Game 2, the Aces increased the record to 4,347 points in a single year. With the combined games, the 2010 Mercury lists 1st for scoring average, however, at 93.5 ppg. The 2023 Aces rank 3rd at 92.5 ppg.

CHARITY BEGINS AT HOME

The Aces shot a perfect 17 of 17 from the line against the Liberty on Oct. 8, the most free throws made with no misses in a W Finals game. The previous mark of 16 of 16 was achieved by Chicago (Sept. 7, 2014 vs Phoenix) and Indiana (Oct. 4, 2015 vs Minnesota).

CHARITY BEGINS AT HOME 2

There have been 4 games in the 2023 playoffs that saw at least one team shoot a perfect 100% from the line and only 3 with a minimum of 10 free throws made. Two of those were achieved by the Aces.

In addition to the 17 of 17 against New York, the Aces shot a perfect 13 of 13 from the line against Dallas on Sept. 24. It not only marked the 1st perfect game from the charity stripe in the 2023 postseason, it was the 14th perfect game in league postseason history with 13 or more free throws attempted.

The most was 24 by Phoenix in the 2016 Second Round, and the 17 made on Oct. 11 also marked the third-most in a perfect game from the line by a Las Vegas team (20-20 FTs vs Phoenix, 2021; 18-18 FTs vs Phoenix, 2022).

Additionally, the Aces, who led the league at the stripe during the regular season, continue riding the top of the wave in playoff games and lead all playoff teams with 90.2% from the line.

(S)QUAD GOALS

Aces guards Chelsea Gray (20 points), Kelsey Plum (26) and Jackie Young (26) combined to score 72 points in Game 1 on 25 of 47 (.532) from the field and 9 of 20 (.450) from 3-point range. Additionally, their 72 combined with A'ja Wilson's 19 points is the most scored by four players on the same team in WNBA Finals history.

SEEING DOUBLE

Kelsey Plum and Jackie Young each scored a career playoff-high 26 points in Game 1 against New York. Plum shot 9 of 12 from 2-point range, made just 1 3-pointer and hit all 5 of her tries from the charity stripe. Young went in a different direction, making 9 of 15 of her overall field goal attempts, 5 of 8 from distance and 3 of 5 from the line. It was the 2nd time this postseason Young has connected on 5 treys (Dallas, Sept. 24) and just the 4th time this year she has done so.

GONE STREAKING

In addition to their 8-game playoff winning streak, the team's overall streak of 11-straight victories is the 2nd-longest in franchise history, and a win would draw this team even with the 12-game winning run by the 2012 San Antonio Stars.



PLAYOFF TIDBITS

Kierstan Bell—Is 9-1 in the playoffs and 3-1 in Finals games.

Alysha Clark—Is 20-9 in the playoffs... Scored 14 points in the First Round Game 2, which is her 3rd-best scoring effort in playoff games... This is Clark's 3rd Finals appearance and she is now a perfect 8-0 in Finals games (6-0 with Seattle).

Alaina Coates—Is 5-1 in the playoffs and 2-0 in Finals games.

Sydney Colson—Is 11-5 in the playoffs and 3-1 the Finals.

Cayla George—Is 8-4 in the playoffs and 2-0 in Finals games.

Chelsea Gray—Is 30-16 in the playoffs and 10-6 in the Finals... Scored a playoff season-high 23 points on Sept. 26, her 6th-best playoffs scoring output ... Passed Becky Hammon (114) for the all-time franchise playoff assist record in Game 2 vs Chicago, and now has 154...Including her 11 assists vs New York on Oct. 11, owns 6 of the top 14 franchise assist playoff games, including the No. 1 spot with 12 assists (twice), also shared with Jennifer Azzi...Approaching 700 playoff points (689).

Candace Parker—Aided teams to a 35-31 playoff record and 8-6 in Finals games...Averaged 17.4 ppg, 9.2 rpg, 3.8 apg and 1.8 bpg in 66 games.

Kelsey Plum—Is 19-8 in the playoffs and 5-1 in Finals games... Scored a career playoff-high 26 points against New York on Oct. 8 ...Made a career playoff-high 5 3-pointers on Sept. 24 and followed that up with 4 on Sept. 26...Scored in double figures in 24 of 27 playoff games, hit 20 or more points 11 times, including 3 of last 5 games... Posted one playoff double-double with 19 points and 10 assists at Washington on Sept. 19, 2019...Approaching 500 playoff points (474) and 100 rebounds (92).

Kiah Stokes—Is 20-10 in the playoffs and 5-1 in Finals games... Grabbed a career playoff high 15 rebounds in Game 1 of the First Round, which at the time ranked as the 2nd-highest playoff rebound performance since the franchise moved to Las Vegas (Wilson since grabbed 16), and stands as the 4th-best in franchise history...Her 14 defensive rebounds set a new franchise playoff record, passing Margo Dydek's 13 over Houston on Aug. 16, 2002...Averaging a career playoff best 6.0 defensive rpg...Approaching 200 playoff rebounds (193).

A'ja Wilson—Is 22-13 in the playoffs and 5-4 in Finals games...Set franchise playoff record with 38 points vs Chicago on Sept. 17...Tied the WNBA and set the franchise playoff record with 15 made field goals twice, on Sept. 17 and 24...Has scored in double figures 30 of 35 playoff games, including 20+ points 16 times and 5 times with 30 or more, which ranks tied for 3rd in W playoff history for 30+ games... Grabbed 16 rebounds in Game 2 vs Chicago, which ranks 3rd in franchise playoff history...Averaging career playoff-highs of 24.9 ppg and 11.3 rpg...Approaching 700 career playoff points (681) and 80 blocks (77).

Jackie Young—Is 22-13 the playoffs and 5-4 in Finals games... Scored a career playoff-high 26 points against New York on Oct. 8 ...Notched her first playoff double-double with 19 points and 10 boards on Sept. 24... Has scored in double figures 19 times, including 10 with 15+ points and 3 with 20+, including 2 in each of the last 2 games.

Las Vegas Aces—Since moving to Vegas, the team is 22-13 in the playoffs, 5-4 in Finals games, and won 11 games by 10 or more points, 4 by 20+ and 1 playoff contest by 30+ ...The 28-point wins over Chicago on Sept. 13 and New York on Oct. 11 rank as the 2nd-largest playoff margin of victory for the Aces (+37, vs Phoenix, Sept. 20, 2022)... The 22 playoff wins from 2019-present ranks 1st in the W over that span. The Franchise is 32-36 in playoff games and 5-7 in the Finals.

M'VP VERSUS MVP

Liberty forward Breanna Stewart and Aces center A'ja Wilson have faced off 15 times in regular season action, with Wilson owning the series 9-6 and holding a 5-4 edge in playoff games. They have put up similar numbers for scoring, rebounding and field goal percentage in regular season games against each other. Stewart holds the edge in playoff statistics, however.

Reg. Seas.	W-L	PPG	RPG	FG%	eFG%	BPG
Wilson	9-6	21.3	9.4	49.8	50.8	1.5
Stewart	6-9	23.5	9.9	44.0	49.5	1.7
Playoffs	W-L	PPG	RPG	FG%	eFG%	BPG
Wilson	5-4	22.2	10.1	52.8	.535	1.9
Stewart	4-5	26.4	8.9	53.6	.607	1.6

The two entered the league two years apart, but Stewart missed the 2019 season while she was rehabbing an Achilles tendon injury. Thus, Stewart is wrapping her 7th year and Wilson her 6th. Their careers have had similar trajectories. Here are a few career highlights of the 2023 and 2022 WNBA All-Star captains.

STEWART	HONOR/AWARD	WILSON
2016	No. 1 Draft Pick	2018
2	WNBA Champion	1
2	Finals MVP	0
2	WNBA MVP	2
4	All-WNBA First Team	2
1	All-WNBA Second Team	1
0	Defensive Player of the Year	2
2	All-Defensive First Team	2
3	All-Defensive Second Team	1
1	Rookie of the Year & All-Rookie Team	1
5	All-Star	5
2	All-Star Captain	3
2	Olympic gold medals	1
3	FIBA World Championship gold medals	2
1	FIBA World Championship MVP	1
1	FIBA U19 MVP	1
2	FIBA U19 gold medals & All-Star Five	2
3	USA Basketball Female Athlete of the Year	2

30-PEAT

A'ja Wilson scored at least 30 points in 3-straight playoff games, became the first player in WNBA playoff history to string together 3-straight games with 30+ points. She had 38 against Chicago to close out the First Round and scored 34 and 30 in the first 2 victories over Dallas. Previously, back-to-back 30-point games had only been accomplished 3 times in W playoff history—one of those came from Wilson, who scored 33 (Aug. 31) and 34 (Sept. 4) against Seattle in the 2022 Semifinals. Angel McCoughtry in 2011 and Breanna Stewart in 2020 are the only other 2 players to hit the 30-point mark in consecutive playoff games.



FINALS FRENEMIES

There are many connections between players and coaches on the Aces and Liberty teams, and while they may be friendly with each other off the court, once that ball is launched in the air ... it's game on.

San Antonio

NY's Sandy Brondello spent six years (2005-2010) on the San Antonio coaching staff, first as an assistant and then as head coach. Her final four years overlapped with Becky Hammon, who arrived in 2007 from New York and was the Stars leading playmaker.

UConn

Stefanie Dolson, Breanna Stewart and Kiah Stokes, who have a combined 4 WNBA championships and 9 NCAA titles, played together at the University of Connecticut. The trio starred together to help UConn claim the 2013 and 2014 NCAA titles before Dolson was drafted into the W. Stokes had one more year playing alongside Stewart in Storrs, ending her senior year with the 2015 crown and Stewie returned to capture her 4th in 2016. As pros, Stokes started all 10 games of the 2022 playoffs en route to the Aces claiming their first championship, Dolson won it all in 2021 with the Sky and Stewart earned the 2018 and 2020 titles in Seattle.

3X Golden Ballers

Stefanie Dolson, Kelsey Plum and Jackie Young teamed up in 2021 to help the U.S. capture the first Olympic 3x3 gold medal awarded in the history of the Games.

2023 AWARD WINNERS

Kia WNBA Defensive Player of the Year & All-Def. 1st Team

A'ja Wilson (2)	2023	7.5 def rpg	2.2 bpg	1.4 spg
-----------------	------	-------------	---------	---------

Kia WNBA Sixth Player of the Year

Alysha Clark (1)	2023	6.7 ppg	3.4 rpg	54.8%
------------------	------	---------	---------	-------

Western Conference Player of the Month

A'ja Wilson (6)	June	19.5 ppg	8.9 rpg	53.4 FG%
A'ja Wilson (7)	July	22.7 ppg	10.1 rpg	57.3 FG%
A'ja Wilson (8)	Aug.	24.8 ppg	9.8 rpg	53.4 FG%

Western Conference Player of the Week

A'ja Wilson (12)	W5	24.0 ppg	11.0 rpg	55.6 FG%
A'ja Wilson (13)	W8	29.0 ppg	14.5 rpg	71.9 FG%
Chelsea Gray (2)	W9	24.5 ppg	5.5 rpg	8.5 apg
A'ja Wilson (14)	W11	29.7 ppg	11.7 rpg	2.3 spg
A'ja Wilson (15)	W12	26.2 ppg	9.0 rpg	1.8 bpg
A'ja Wilson (16)	W14	33.0 ppg	8.5 rpg	3.0 bpg

Coach of the Month

Becky Hammon (2)	June	10-1 Record
------------------	------	-------------

Associated Press

Defensive Player of the Year: A'ja Wilson

Sixth Woman of the Year: Alysha Clark

All-League First Team: Chelsea Gray, A'ja Wilson

All-League Second Team: Jackie Young

Aussie! Aussie! Aussie! Oi! Oi! Oi!

New York head coach Sandy Brondello also serves since 2017 as the Australia National Team head coach, and in that role has coached the Opals, featuring Cayla George, at the 2018 FIBA World Cup (silver), 2022 FIBA World Cup (bronze), 2020 Olympics (quarterfinals), 2019 FIBA Asia Cup (bronze), 2019 and 2020 FIBA Olympic Qualifiers (n/a) and 2022 FIBA World Cup Qualifiers.

Golden Down Under

Fresh off the heels of winning the Aces first WNBA championship, Chelsea Gray, Kelsey Plum and A'ja Wilson joined Betnijah Laney, Sabrina Ionescu, Breanna Stewart and the other 6 mem-bers of the 2022 USA World Cup Team in Sydney, Australia, where the USA captured its 4th-straight World Cup gold medal. Wilson was named M'VP and Stewart joined Wilson on the FIBA All-Star Five Team. Notably, Plum, Stewart and Wilson also earned World Cup gold together in 2018, where Stewart earned MVP honors in what was Wilson's and Plum's first international 'major.'

A Few More Connections

- Sydney Colson played in 2020 for a Chicago roster that featured Stefanie Dolson and Courtney Vandersloot.
- In 2021, before being picked up by the Aces, Kiah Stokes played 9 games for the Liberty, which listed Sabrina Ionescu and Betnijah Laney on the roster.
- Alysha Clark played 4 seasons in Seattle before Breanna Stewart was drafted No. 1 in 2016. The two played five years together, winning the 2018 and 2020 WNBA champion-ships.
- Cayla George Kayla Thornton played together for Dallas in 2018

38 SPECIAL

In scoring 38 points against Chicago on Sept. 17, A'ja Wilson established franchise playoff single-game records for points (38) and franchise records for field goals made (15, which also established a new W playoff record) Previous record holders were Becky Hammon with 35 points on Sept. 28, 2008, in the Western Conference Finals vs Los Angeles and Wilson's 14 field goals on Sept. 24, 2022, in the semifinals against Seattle.

The WNBA single-game playoff record is 42 points (Angel McCoughtry, Sept. 7, 2010). Wilson's 38 points came from shooting 15 of 23 from the field and 8 of 10 from the line. She did not attempt a 3-pointer, and her 38 points ranks second in W playoff history for single-game scoring without a 3-pointer (39, Angel McCoughtry, Sept. 24, 2014). She equaled her 15 made field goals on Sept. 24 in a 34-point output against Dallas.

A PERFECT 10

A'ja Wilson hit a perfect 10 of 10 from the line on Sept. 26 against Dallas, the most made free throws with no misses in franchise playoff history. The previous record was 9, achieved twice by Becky Hammon and once by Liz Cambage. The feat ranks tied for 7th all-time in WNBA postseason play. The record is held by Penny Taylor, who hit 18 of 18 from the line on Sept. 16, 2007. Interestingly, on the same night Wilson went 10 of 10, New York's Sabrina Ionescu did the same.

SEEING DOUBLE, PART 2

Jackie Young's first career playoff double-double, 19 points and 10 rebounds, came against Dallas on Sept. 24. She missed out on her second one with 13 points and 9 rebounds on Sept. 26.

GONE STREAKING (streaks include playoffs) ...

Kierstan Bell—Did not play in Semifinal Game 2...Made 20 3-pointers over 40 games in 2023 after making 6 in 25 games in 2022... Went 0 of 21 from 3-point over the past 12 games after going 10 of 30 over the previous 10 games .. Averaged 13.4 minutes in her first 2 playoff games and dropped to 4.6 minutes a game in her last 4.

Alysha Clark— In her final 11 games of the regular season, shot 32.8% from the field and 28.3% from 3-point and in 7 playoff games, has made 55.6% of her field goal attempts and 37.5% from distance....Scored a season-high 16 points vs Seattle on Sept. 2, but totaled just 8 points in the final 2 games ... Scored in double figures 12 times, including 4 of the last 11...Shot 4 of 6 from 3-point in her first 2 playoff games, but only 2 of 10 in the next 5 games... On Oct. 11, for the first time in 2023, did not attempt a 3-pointer.

Sydney Colson—Did not play in Semifinal Games 2 and 3...Shot 4 of 12 from 3 over her last 11 games after going 0 of 2 over previous 10 games...Has 6 steals in her last 9 games after picking off just 4 over her previous 24 games.

Cayla George—Did not play in Semifinal Game 3 ...Averaged 2.7 minutes over 6 playoff games after averaging 10+ minutes in the final 6 games of the season ... Has not made a field goal in her last 7 games after hitting at least 1 in 8 of her previous 10 games.

Chelsea Gray— Scored 20 or more points in 8 regular season games this year and 3 times in the playoffs...Credited for 2 or more blocks 8 times this year, including in 3 of 7 playoff games... Has 11 double-doubles in 2023, 5 in the last 12 games of the regular season, and missed out by 1 assist in 2 more over that span, and 1 in the playoffs... Averaged 8.3 apg. in final 12 games of the season and dropped to 7.4 apg in the playoffs...Dished out at least 2 assists in 154-straight regular season games, the longest active streak in the W ... Has dished out 3 or more assists in 19-straight playoff games, which is tied for 1st among active players (Candace Parker).

Candace Parker—Has not played since the July 7 loss at Dallas ... The Aces were 16-2 with Parker, 18-4 to close out the season and 7-0 in the playoffs in her absence.

Kelsey Plum—Has 19 games of 20 or more points over her last 35 games after reaching that mark just once in her first 10...Had been near-perfect from the line over 21 games, shooting 93.5% (72-77 FTs) at the charity stripe before missing 2 (6-8 FTs) on Sept. 26...Scored 15+ points in 8 of her last 10 playoff games, including a postseason career-high 26 points vs New York on Oct. 8 and 23 points vs New York on Oct. 11...Grabbed 5 boards in 3 of past 5 games after not getting more than 4 in a game in any of the previous 17 games.

Kiah Stokes—Made 5 3-pointers during the regular season, had not attempted a 3 since Game 1 of the First Round and did not make any in her last 13 games before going 2 of 3 from distance against New York on Oct. 11...Grabbed 11 rebounds against Seattle on Sept. 2, the first double-digit rebounding game after a 7-game drought...After grabbing 8 total in the final 2 games, hauled in a career playoff high 15 rebounds against Chicago on Sept. 13...She grabbed 10 caroms on Sept. 17 for her first back-to-back double-digit rebounding games since Sept. 2021... Averaged 5.4 rpg prior to All-Star, 6.4 rpg in the 19 regular season games played after the midseason break and 7.8 rpg in the playoffs...Shot just 27.6% from the field over her final 15 games of the regular season and has hit 56.3% of her attempts in 7 playoff games... Has not been sent to the line since the 1st playoff game against Chicago...Dished out at least 1 assist in 7 of her last 9 games after doing so just 3 times over the previous 10 games.

A'ja Wilson—Has at least 2 blocked shots in 33 of 47 games... Since shooting 33.3% from the field on Aug. 26 in Washington, has made 63.5% of her field goal attempts over the last 12 games... Averaging career playoff highs of 24.9 ppg, 11.3 rpg and 2.9 bpg and shooting career playoff high 60.4% from the field... Scored at least 20 points in 33 of 47 games and 15 of her last 20 ... Has scored 30 or more points in 9 games, all since the All-Star break, and including 6 of her last 10 games,... Has 22 regular season double-doubles, which is tied for 3rd among all-time W single-season leaders and 2nd among 2023 players...Has 16 playoff double-doubles, including 4 this year, and her 26 total dub-dubs is tied for 2nd all-time for single-year double-doubles (Alyssa Thomas, 32; Sylvia Fowles, 26).

Jackie Young— Made at least 1 3-pointer in 32-straight regular season games, which is the longest active streak in the league, and 39-straight if you include playoff games, also the longest active streak in the W...Scored in double figures in 44 of 47 games ... Shot 79.7% from the line in her first 21 games and made 93.3% (84-90 FTs) over her last 26 contests ... Had made 37-straight free throws before missing her 1st attempt on Sept. 26... After scoring a season-low 3 points in the season finale on a season-low 20% shooting from the field to go with 3 rebounds and 1 steal, bounced back with career playoff-highs 18.0 ppg, 6.0 rpg, 4.7 apg, and 1.7 spg.

Aces—The Aces were held to below 70 points just 3 times this year, and Game 3 against Dallas was the first win when scoring in the 60s...Scored 90+ points in 32 games this year, 5 of which came in the playoffs, including a league-record 11 regular season games of 100 or more points ...Shot 80.9% from the line in the final 6 games of the season and raised that to 90.2% in the playoffs ... Opponents averaged just 1.7 bpg over the final 9 games of the season, then averaged 4.6 bpg in their 7 playoff games.

PAINTING THE TOWN RED

In their 21 games (19-2) ahead of the All-Star Game, the Aces were scoring a league-high 40.7 points in the paint. After the midseason break, the Aces posted a 15-4 record and dropped to 35.9 points per game in the paint (6th best in the W). The Aces neared their early-season form in the first 7 playoff games with an average of 38.4 points in the paint.

PAINTING THE TOWN RED, PART DEUX

A'ja Wilson averaged 12.8 points in the paint over the 40-game regular season and upped her average to 14.6 points in the paint in the postseason.

DOUBLE THE FUN

A'ja Wilson broke the franchise record for most double-doubles in a career in the final game of the 2022 season. Since being drafted (2018-2023), Wilson has secured the most double-doubles in the league, and her 76 double-doubles are tied for 10th on the WNBA leader board and 4th among active players. Wilson's 22 double-doubles this year are tied as the 3rd most in a season in WNBA history, and ranked 2nd in the W this year (Alyssa Thomas, 27).

NEVER GONNA GIVE IT UP

Aces players gave the ball away just 7 times to Chicago on Sept. 13, tying the 2nd-fewest single-game turnovers in franchise playoff history (6 vs Phoenix, Sept. 30, 2021). The 8 player turnovers in Game 2 of the First Round ranks tied for 5th.



600-300-70

Prior to Sept. 26, 2023, only 3 players in the history of the league had amassed at least 600 points, 300 rebounds and 70 blocked shots in postseason play. A'ja Wilson became the 4th on that list in the Aces 91-84 victory over Dallas, exactly 19 years since Lisa Leslie first accomplished the feat, and is the first to hit all 3 marks in the same game.

600-300-70 Marker

Player	Game	Pts	Rebs	Blks	Date
Lisa Leslie	32	633	302	93	9/26/2004
Candace Parker	39	781	365	71	9/29/2017
Brittney Griner	42	727	304	96	10/10/2021
A'ja Wilson	32	623	303	71	9/26/2023

Career Playoff Totals

Player	Games	Pts	Rebs	Blks
Lisa Leslie	52	908	471	132
Candace Parker	66	1149	610	117
Brittney Griner	45	800	322	100
A'ja Wilson	35	681	339	77

WNBA 1K

Combining both regular season and postseason points, on Sept. 26 against Dallas, A'ja Wilson became the first player in league history to score 1,000 points in a single year. Breanna Stewart joined Wilson on the list ahead of the Finals.

Player	Year	Team(s)	Points
1. A'ja Wilson	2023	Las Vegas	1086
2. Breanna Stewart	2023	New York	1073
3. Arike Ogunbowale	2023	Dallas	947
4. Breanna Stewart	2018	Seattle	939
Jewell Loyd	2023	Seattle	939
6. Maya Moore	2015	Minnesota	915
7. Maya Moore	2014	Minnesota	911
8. A'ja Wilson	2022	Las Vegas	906
9. Angel McCoughtry	2010	Atlanta	903
Breanna Stewart	2022	Seattle	903

DOUBLE SAWBUCKS

Keeping with the theme of combining regular season and playoff games, A'ja Wilson has produced more 20+ point games in a single year than any WNBA player in history.

Player	Year	Team(s)	20+ Pt Games
1. A'ja Wilson	2023	Las Vegas	33
2. Breanna Stewart	2023	New York	30
Breanna Stewart	2018	Seattle	29
4. Diana Taurasi	2009	Phoenix	28
5. Cynthia Cooper-Dyke	1998	Houston	27
Angel McCoughtry	2010	Atlanta	27
Maya Moore	2015	Minnesota	27
8. Diana Taurasi	2006	Phoenix	26
Diana Taurasi	2008	Phoenix	26
Diana Taurasi	2011	Phoenix	26

PEAK PLAYOFF PERFORMER

Since competing in her first playoff game in 2019, A'ja Wilson has notched more points, rebounds and blocked shots in playoff games than anyone else in the league. She also ranks 3rd for double-doubles.

Player	Points (2019-2023)
1. A'ja Wilson	681
2. Alyssa Thomas	576
3. Jonquel Jones	522
4. Kelsey Plum	474
5. Breanna Stewart	470
6. DeWanna Bonner	456
7. Chelsea Gray	454

Player	Rebounds (2019-2023)
1. A'ja Wilson	339
2. Alyssa Thomas	325
3. Jonquel Jones	320
4. DeWanna Bonner	234
5. Candace Parker	208

Player	Blocks (2019-2023)
1. A'ja Wilson	77
2. Jonquel Jones	52
3. Candace Parker	41
4. Breanna Stewart	38
5. DeWanna Bonner	34

Player	Double-Doubles (2019-2023)
1. Alyssa Thomas	19
2. Jonquel Jones	17
3. A'ja Wilson	16
4. Candace Parker	11
5. DeWanna Bonner	8
Breanna Stewart	8

QUAD LIFT

A'ja Wilson (22.8), Kelsey Plum (18.7), Jackie Young (17.6) and Chelsea Gray (15.3) finished the year as the first four teammates to average 15 or more points per game in the same season.

POINT GAWD OR SHOOTING GAWD?

In the 71 games she's played since the 2022 All-Star Break, including 2022 and 2023 postseason games, the 2022 WNBA Finals MVP is averaging 16.4 points and 7.0 assists, while connecting on 51.5% from the field, 43.6% from 3 and 90.4% from the free throw line.

For context, in the 21 games played prior to the 2022 midseason snub, Gray averaged 12.4 points, 6.0 assists and shot 45.5% from the field, 29.1% from 3-point and 91.3% from the line.

Only 4 players in WNBA history have averaged more than 16.0 points and 6.0 assists over a full season. None came as close to shooting as well as Gray has over the 69 games since the 2022 All-Star Break.

	YEAR	PPG	APG	FG%	3G%	FT%
Chelsea Gray	2022 pre-AS	12.4	6.0	45.5	29.1	91.3
Chelsea Gray	Post 2022 AS	16.4	7.0	51.5	43.6	90.4
Diana Taurasi	2013	20.3	6.2	45.6	34.6	85.4
Candace Parker	2015	19.4	6.3	48.9	27.9	81.5
Diggins-Smith	2018	17.9	6.2	40.3	29.7	83.9
Sabrina Ionescu	2022	17.4	6.3	41.1	33.3	93.1



WNBA ALL-TIME POSTSEASON STATS LEADERS

Despite not listing among the top 25 in all-time postseason games played in league history, 3 of the non-injured Aces are moving up the ranks in several statistical categories (Candace Parker, who ranks No. 7 for postseason games played with 66 is in the top 10 in most major categories).

Points

1. Diana Taurasi	1,455
2. Candace Parker	1,149
19. Chelsea Gray	689 (needs 15 to tie No. 18 Sue Bird)
21. A'ja Wilson	681 (needs 2 to tie No. 20 Rebekkah Brunson)

Field Goals

1. Diana Taurasi	478
2. Candace Parker	425
13. Chelsea Gray	266 (needs 21 to tie No. 12 Taj McWilliams-Franklin)
18. A'ja Wilson	254 (trails No. 17 Alyssa Thomas by 1, No. 16 Cappie Ponceter by 5, No. 15 Elena Delle Donne by 6 and No. 14 Rebekkah Brunson by 9)

3-Point Field Goals

1. Diana Taurasi	210
10.* Chelsea Gray	75 (tied w Deanna Nolan, needs 1 to tie No. 9 Tamika Catchings and 5 to tie No. 8 Kara Lawson)
15. Candace Parker	65
18. Kelsey Plum	61 (needs 3 to tie Nos. 16 Nicole Powell and Crystal Robinson)

Free Throws Made

1. Tamika Catchings	356
4. Candace Parker	234
11. A'ja Wilson	170 (needs 14 to tie No. 10 Yolanda Griffith)

Rebounds

1. Candace Parker	610
10. A'ja Wilson	339 (needs 3 to tie No. 9 Jonquel Jones & 32 to tie No. 8 Cheryl Ford)

Assists

1. Sue Bird	364
5. Chelsea Gray	263 (needs 28 to tie No. 4 Diana Taurasi)
6. Candace Parker	251

Blocks

1. Lisa Leslie	132
2. Candace Parker	117
4.* A'ja Wilson	77 (tied with Ruth Riley, needs 23 to tie No. 3 Brittney Griner)

Double-Doubles

1. Tamika Catchings	27
Candace Parker	27
7.* A'ja Wilson	16 (tied with Dewanna Bonner, needs 2 to tie Nos. 5 Lisa Leslie and Jonquel Jones)

*Tie

SHOOTING OFF FIREWORKS

The Aces led the W in 2023 with 92.8 ppg, 4.8 bpg, 48.6% shooting from the field, 54.9% from 2-point, 84% from the line, a +12.6 scoring differential, a WNBA-record for offensive efficiency rating at 113.0, 97.7 defensive efficiency rating, 15.3 net rating and 1.85 assist-to-turnover ratio, and a league-fewest 11.8 turnovers a game. They missed out on leading in all 4 shooting percentage categories after dropping to 37.2% from 3-point range, just behind NY's 37.4%.

LOOK AT ALL THE PEOPLE HERE TONIGHT

The Las Vegas Aces welcomed a franchise-high 17,406 fans to their final regular season game against the Mercury on Sept. 10, eclipsing the previous record of 15,657, set on Aug. 4, 1998, when the Utah Starzz played host to the Houston Comets.

Three nights later, the Aces rewrote their playoff attendance record since arriving in Las Vegas with 12,927 fans at T-Mobile Arena for Game 1 against the Sky. The previous Las Vegas playoff high was 10,211 one year earlier on Sept. 13, 2022. The franchise high for a playoff game is 16,012, set Oct. 3, 2008, when the San Antonio Stars hosted the Detroit Shock in the Finals.

On Oct 8 against New York, the Aces welcomed the most fans ever to attend a playoff game in Michelob ULTRA Arena.

The Aces ranked 1st in the W in attendance this year, and lead in the postseason as well. Factoring in playoff games, 9 of the 12 games with more than 10,000 in attendance since moving to Vegas have come in 2023. The Aces also had 9 sellouts this year.

10K in Attendance Since Moving to Las Vegas

Date	Opponent	Attendance
1. Sept. 10, 2023	Phoenix#	17,406
2. Sept. 13, 2023	Chicago*#	12,927
3. Aug. 19, 2023	Los Angeles	10,348
4. Oct. 8, 2023	New York*	10,300
5. July 11, 2023	Phoenix	10,281
6. Oct. 11, 2023	New York*	10,232
6. July 30, 2023	Dallas	10,213
7. Sept. 13, 2022	Connecticut*	10,211
8. May 27, 2023	Los Angeles	10,191
9. July 5, 2023	Dallas	10,177
10. Sept. 11, 2022	Connecticut*	10,135
11. Aug. 14, 2022	Seattle	10,015

* Playoff Game

Played in T-Mobile Arena

7.28 SHADES OF GRAY

After recording the 2nd- and 3rd-best passing seasons in franchise history in 2021 and 2022, Chelsea Gray finished No. 1 this year.

Player	Year	APG
Chelsea Gray	2023	7.28
Danielle Robinson	2013	6.72
Chelsea Gray	2022	6.06
Chelsea Gray	2021	5.91
Becky Hammon	2011	5.82



BLOCK PARTY

A’ja Wilson, who ranks No. 19 on the league’s all-time career blocked shot list and 5th among active players, has blocked more shots than anyone else since entering the league in 2018.

Top 3 WNBA Shot Blockers Since 2018

Name	Blocks
1. A’ja Wilson	343
2. Brittney Griner	279
3. Elizabeth Williams	264

ANSWERED THE CALL

The 2023 Aces, who won a WNBA-record 14 games by 20 or more points, broke several records this season.

Record	2023 Aces	Previous Record Holder
Wins by 10+ Points	26	22 (Houston, 2000)
Wins by 15+ Points	20	16 (Washington, 2019)
Wins by 20+ Points	14	13 (Washington, 2019)
Offensive Efficiency Rating	113.0	112.9 (Washington, 2019)
100-Point Games	11	10 (Phoenix, 2010)

GOOD GAWD!

Prior to this season, no WNBA player had ever averaged at least 7.0 assists and 15.0 points per game in a season, but 2 players did so this year—the Aces’ Chelsea Gray and Connecticut’s Alyssa Thomas. The highest scoring average for a player who averaged at least 7.0 assists in a season prior to 2023 was Courtney Vandersloot’s 13.6 ppg in the 2020 season when she averaged 10.0 apg.

	PPG	APG	MPG	FG%	3P%	EffFG%	WS	OER	DER
Thomas	15.5	7.9	36.1	.474	.000	.474	6.1	105.1	97.7
Gray	15.3	7.3	32.2	.490	.421	.560	7.0	112.5	96.2

TRIPLE A

A’ja Wilson established the franchise record for scoring average in a season as a rookie and now, after resetting the record in 2023, owns 4 of the top 5 scoring marks in franchise history. She also is the only player in franchise history to average 20+ points in a season 3 times.

Player	Year	PPG
1. A’ja Wilson	2023	22.80
2. A’ja Wilson	2018	20.67
3. A’ja Wilson	2020	20.45
4. Kelsey Plum	2022	20.17
5. A’ja Wilson	2022	19.53

Only 9 other players in league history have 3 or more seasons with scoring averages of 20 or more points a game.

Player	20+ PPG Seasons	Yrs in the W
Diana Taurasi	7	19
Lauren Jackson	5	12
Angel McCoughtry	5	13
Brittney Griner	4	10
Breanna Stewart	4	7
Seimone Augustus	3	15
Cynthia Cooper	3	5
Elena Delle Donne	3	10
Cappie Pondexter	3	13
A’ja Wilson	3	6

A’JA THE LOVE BUG

A’ja Wilson poured in a WNBA record-tying 53 points in the Aces 112-100 victory over Atlanta on Aug. 22. The 53-point outburst also set a new franchise scoring standard—just 11 days after tying the previous franchise-high of 40 points set initially by Kelsey Plum on July 9.

TOP OF THE PECKING OERDER

Up until this year, 7 teams in WNBA history have boasted both the best offense and defense in the same season as measured by Offensive (OER) and Defensive Efficiency Ratings (DER)—points scored and allowed per 100 possessions—and 6 of them have won the title (*). The Aces became the 8th to end the season ranking first for both OER and DER.

Team	Year	OER	DER
Houston *	1998	104.1	86.7
Houston *	1999	104.4	91.4
Houston *	2000	109.1	90.8
Phoenix *	2014	106.4	94.1
Minnesota	2016	107.4	96.6
Minnesota *	2017	108.5	94.4
Seattle *	2020	108.3	93.3
Las Vegas	2023	113.0	97.7

THAT’S OFFENSIVE

The Aces have had one of the best offenses in the W since making the move to Vegas. In 2020 they ranked 2nd in the WNBA in OER, and in each of the past 3 seasons they finished 1st.

Year OER Rank

2018 102.0 6th out of 12
2019 99.1 5th out of 12
2020 107.3 2nd out of 12
2021 107.1 1st out of 12
2022 109.6 1st out of 12
2023 113.0 1st out of 12

SILENT BUT DEADLY ASSASSIN

Jackie Young may be quiet off the court, but she is a deadly assassin on it. She connected on a league second-best 44.9 percent of her 3-pointers on the year, and now ranks No. 2 in league history for highest 3-point percentage when attempting at least 150 from distance. The record is 45.28 percent set by Maya Moore in 2023.

WNBA All-Time Single-Season 3-Point % (Minimum 150 Attempts)

Player	Year	Team	3PM	3PA	3P%
Maya Moore	2013	Lynx	72	159	45.28
Jackie Young	2023	Aces	89	198	44.95
Sabrina Ionescu	2023	Liberty	128	286	44.76
Sue Bird	2016	Storm	72	162	44.44
Allie Quigley	2019	Sky	80	181	44.20

Over the past 2 seasons, Young ranks 1st and Kelsey Plum 2nd in 3-point field goal percentage among players with a minimum of 100 made 3-pointers.

Player	3PM	3PA	3P%
1. Jackie Young	139	314	44.27
2. Kelsey Plum	208	513	40.55
3. Kelsey Mitchell	174	432	40.28

APPROACHING RECORDS & MILESTONES

After several players, most notably A'ja Wilson, took the No. 1 spot or leapt further up the all-time regular season franchise records, it's time to turn our attention to playoff records and milestones fast approaching (or increasing, depending on the record).

Franchise All-Time Playoff Records

Games Played

1. Jackie Young	35
A'ja Wilson	35
3. Kelsey Plum	27
4. Becky Hammon	26
Sophia Young-Malcolm	26

Points

1. A'ja Wilson	681
2. Kelsey Plum	474
Becky Hammon	474
4. Sophia Young-Malcolm	456
5. Chelsea Gray	408
6. Jackie Young	370

Assists

1. Chelsea Gray	154
2. Kelsey Plum	121
3. Becky Hammon	114
4. Jackie Young	109
5. A'ja Wilson	73

Steals

1. A'ja Wilson	37
Sophia Young-Malcolm	37
3. Becky Hammon	31
4. Jackie Young	27
5. Chelsea Gray	26
6. Kelsey Plum	24

Blocks

1. A'ja Wilson	77 (No. 2 has 32)
----------------	-------------------

Offensive Rebounds

1. A'ja Wilson	74
2. Sophia Young-Malcolm	59
3. Kiah Stokes	32

Defensive Rebounds

1. A'ja Wilson	265 (No. 2 has 110)
----------------	---------------------

Rebounds

1. A'ja Wilson	339 (No. 2 has 169)
----------------	---------------------

Field Goals Made

1. A'ja Wilson	254
2. Sophia Young-Malcolm	171
3. Chelsea Gray	162
Kelsey Plum	162
5. Becky Hammon	150

Field Goal Percentage (minimum 50 made)

1. Liz Cambage	52.8
2. Chelsea Gray	52.8
3. A'ja Wilson	51.5

Free Throws Made

1. A'ja Wilson	170 (Next player has 113)
----------------	---------------------------

Free Throw Percentage (minimum 25 made)

1. Kayla McBride	97.3
2. Chelsea Gray	94.7
3. Jackie Young	91.2
4. Kelsey Plum	90.8
5. Becky Hammon	90.2

2-Point Field Goals Made

1. A'ja Wilson	251 (next player has 170)
----------------	---------------------------

3-Point Field Goals Made

1. Becky Hammon	73
2. Kelsey Plum	61
3. Chelsea Gray	48
4. Jackie Young	43

Double-Doubles

1. A'ja Wilson	16 (next player has 5)
----------------	------------------------

20-Point Games

1. A'ja Wilson	16
2. Chelsea Gray	12
3. Kelsey Plum	11

Franchise Single-Game Playoff Records

Points

1. A'ja Wilson	38	Chicago (Sept. 17, 2023)
2. Becky Hammon	35	Los Angeles (Sept. 28, 2008)
3. A'ja Wilson	34	Seattle (Sept. 4, 2022)
A'ja Wilson	34	Dallas (Sept. 24, 2023)
5. A'ja Wilson	33	Seattle (Aug. 31, 2022)

Rebounds

1. Sophia Young-Malcolm	18	Phoenix (Aug. 30, 2007)
2. Liz Cambage	17	Chicago (Sept. 15, 2019)
3. A'ja Wilson	16	Chicago (Sept. 17, 2023)
4. Kiah Stokes	15	Chicago (Sept. 13, 2023)
A'ja Wilson	15 ^A	New York (Oct. 11, 2023)

Assists

1. Jennifer Azzi	12	Los Angeles (Aug. 24, 2002)
Chelsea Gray	12	Phoenix (Sept. 28, 2021)
Chelsea Gray	12	Seattle (Sept. 4, 2022)
4. Chelsea Gray	11 ^A	New York (Oct. 11, 2023)
5. Jennifer Azzi	10	Houston (Aug. 20, 2002)
Kelsey Plum	10	Washington (Sept. 19, 2019)
Danielle Robinson	10	Seattle (Oct. 4, 2020)
Chelsea Gray	10	Seattle (Sept. 6, 2022)

^AFinals Record



Las Vegas Aces President Nikki Fargas announced on December 31, 2021 that the team hired San Antonio Spurs assistant, and 6-time WNBA All-Star Becky Hammon as the team's head coach. Hammon rewarded the Aces less than nine months later with the franchise's first WNBA Championship.

The seeds for Hammon's hiring were originally sewn when the Aces retired her jersey on September 13, 2021. That ceremony served as the culmination of the franchise's 25th anniversary alumni initiative, which saw the Aces embrace their Utah and San Antonio roots, and celebrate the players who helped build the franchise and the league from the ground up. Las Vegas owner Mark Davis spent time with Hammon and her family that week, and walked away understandably impressed.

Hammon played 16 seasons in the WNBA, including her final eight in San Antonio, where she led the franchise to its first finals appearance in 2008.

On August 5, 2014, Spurs head coach Gregg Popovich hired Hammon as a full-time assistant making her the first woman in NBA history to hold that position.

Since that time, Hammon has continued to accumulate coaching 'firsts' in the NBA. On July 3, 2015, she became the first woman to serve as head coach in the NBA's Summer League where she led the Spurs to the league title.

Less than a year later, Hammon became the first woman to be part of an All-Star coaching staff, and on December 30, 2020, following Popovich's ejection in San Antonio's game against Los Angeles, Hammon took over on the bench, becoming the first woman acting head coach in the history of the NBA.

A member of the league's 15th, 20th and 25th anniversary teams, Hammon went undrafted in 1999 following her All-American career at Colorado State. She signed with New York as a free agent that same year, helping the team to WNBA Finals appearances in three of her first four years in the Big Apple.

The Rapid City, South Dakota native earned her first All-Star nod in 2003, and represented New York on the Eastern Conference squad in 2005 and 2006 as well.



Following the 2006 season, New York traded Hammon to San Antonio. In her first year in silver and black, she posted what were then career highs in scoring (18.8 ppg), and assists (5.0) while earning another trip to the WNBA All-Star Game. As a team, the Silver Stars made their first appearance in the postseason since 2002, falling to Phoenix in the Western Conference Finals.

In 2008, Hammon led San Antonio to its first trip to the WNBA Finals where they fell to Detroit. The Silver Stars made the playoffs in each of her seven full seasons with the team, and Hammon once again was named to the All-Star team in 2009 and 2011.

She retired as the franchise leader in assists per game (5.1) and scoring average (15.6), and the WNBA leader in career free throw percentage (89.7).

Hammon, who was inducted into the Naismith Memorial Hall of Fame on Aug. 12, 2023, was inducted into the Colorado Sports Hall of Fame in 2015 and the San Antonio Sports Hall of Fame in 2018.

HEAD COACH BECKY HAMMON



Colorado State (1995-99)		WNBA (1999-2014)	
All-American	1997, 1998, 1999	New York Liberty	1999-2006
NCAA Sweet Sixteen	1999	San Antonio Stars	2007-14
NCAA Second Round	1996, 1998		
WAC Mountain Division Player of the Year	1997-98, 1998-99	All-Star	2003, 2005-07, 2009, 2011
WAC Pacific Division Player of the Year	1996-97	All-WNBA First Team	2007, 2009
WAC Tournament MVP	1996	All-WNBA Second Team	2005, 2008
WAC Freshman of the Year	1995-96	WNBA Assists Leader	2007
WAC All-Time Leading Scorer	2,740 points, 1995-99	WNBA 15th Anniversary Team	2011
WAC Single-Season Scoring Leader	824 points, 1998-99	WNBA 20th Anniversary Team	2016
WAC Single-Season Made 3-Pointers Leader	114, 1998-99	WNBA 25th Anniversary Team	2021
No. 25 Retired by Colorado State	January 22, 2005	WNBA Finals	1999, 2000, 2002, 2008
Coaching Career (2014-present)		No. 25 Retired by San Antonio	June 25, 2016
San Antonio Spurs Assistant (NBA)	2014-22	No. 25 Retired by Las Vegas	September 13, 2021
Las Vegas Aces (WNBA)	2022-present		
WNBA Champion		Halls of Fame	
Coach of the Year	2022	Naismith Memorial Basketball Hall of Fame	2023
Coach of the Month	June 2023, May 2022	San Antonio Sports Hall of Fame	2018
Commissioner's Cup Champion	2022	Colorado Sports Hall of Fame	2015

WNBA HEAD COACH RECORD

TEAM	YEAR	REG W-L	PCT	WNBA FIN	POST W-L	PCT	NOTES
Las Vegas Aces	2022	26-10	.722	1st	8-2	.800	WNBA Champion, Commissioner's Cup Champion
Las Vegas Aces	2023	34- 6	.850	1st	7-0	1.000	Finished No. 1 in the regular season
Totals	2 Years	60-16	.789		15-2	.882	

NBA ASSISTANT COACH RECORD

TEAM	YEAR	REG W-L	PCT	CON FIN	POST W-L	PCT	NOTES
San Antonio Spurs	2014-15	55-27	.671	6th	3-4	.429	Western Conference First Round
San Antonio Spurs	2015-16	67-15	.817	2nd	6-4	.600	Western Conference Semifinals
San Antonio Spurs	2016-17	61-21	.744	2nd	8-8	.500	Western Conference Finals
San Antonio Spurs	2017-18	47-35	.573	7th	1-4	.250	Western Conference First Round
San Antonio Spurs	2018-19	48-34	.585	7th	3-4	.429	Western Conference First Round
San Antonio Spurs	2019-20	32-39	.451	11th	-	.-	-
San Antonio Spurs	2020-21	33-39	.458	10th	-	.-	-
San Antonio Spurs	2021-22	34-48	.415	10th	-	.-	-
Totals	8 Years	377-258	.594		21-24	.467	

WNBA STATISTICS

Year	Tm	G	GS	MP	FG	FGA	FG%	3P	3PA	3P%	2P	2PA	2P%	eFG%	FT	FTA	FT%	OR	DR	REB	RPG	A	S	B	TO	PF	PTS	PPG
1999	NYL	30	0	202	27	64	.422	11	38	.289	16	26	.615	.508	15	17	.882	2	17	19	0.6	17	6	0	24	27	80	2.7
2000	NYL	32	16	835	119	252	.472	52	141	.369	67	111	.604	.575	61	69	.884	19	45	64	2.0	58	29	1	62	55	351	11.0
2001	NYL	32	0	619	90	197	.457	42	111	.378	48	86	.558	.563	40	51	.784	10	42	52	1.6	51	27	1	48	46	262	8.2
2002	NYL	32	1	659	87	197	.442	44	114	.386	43	83	.518	.553	38	56	.679	18	50	68	2.1	54	25	0	55	49	256	8.0
2003	NYL	11	2	257	50	87	.575	23	49	.469	27	38	.711	.707	39	41	.951	1	20	21	1.9	18	10	1	27	13	162	14.7
2004	NYL	34	34	1130	153	354	.432	57	170	.335	96	184	.522	.513	97	116	.836	17	101	118	3.5	150	58	2	118	73	460	13.5
2005	NYL	34	34	1165	145	336	.432	65	178	.365	80	158	.506	.528	118	131	.901	20	94	114	3.4	146	60	2	107	77	473	13.9
2006	NYL	22	20	674	107	252	.425	37	108	.343	70	144	.486	.498	72	75	.960	6	60	66	3.0	81	29	3	65	46	323	14.7
2007	SAS	28	27	934	179	402	.445	74	183	.404	105	219	.479	.537	95	102	.931	8	69	77	2.8	140	23	5	114	51	527	18.8
2008	SAS	33	33	1101	171	438	.390	77	220	.350	94	218	.431	.478	163	174	.937	13	78	91	2.8	161	43	7	104	60	582	17.6
2009	SAS	31	31	1049	200	447	.447	76	206	.369	124	241	.515	.532	128	142	.901	25	78	103	3.3	156	49	12	111	54	604	19.5
2010	SAS	32	32	1075	159	360	.442	69	177	.390	90	183	.492	.538	97	101	.960	16	77	93	2.9	172	36	8	108	61	484	15.1
2011	SAS	33	33	1050	176	400	.440	75	193	.389	101	207	.488	.534	99	111	.892	5	91	96	2.9	192	49	7	119	51	526	15.9
2012	SAS	33	33	998	160	363	.441	80	184	.435	80	179	.447	.551	85	97	.876	9	74	83	2.5	176	31	6	106	37	485	14.7
2013	SAS	1	1	12	1	3	.333	0	1	.000	1	2	.500	.333	0	0		0	1	1	1.0	1	0	0	3	0	2	2.0
2014	SAS	32	32	784	91	218	.417	47	118	.398	44	100	.440	.525	35	35	1.000	3	42	45	1.4	135	13	4	53	37	264	8.3
Career		450	329	12544	1915	4370	.438	829	2191	.378	1086	2179	.498	.533	1182	1318	.897	172	939	1111	2.5	1708	488	59	1224	737	5841	13.0



KIERSTAN BELL

#1

Guard 6-1 Florida Gulf Coast '22 2nd Year

WNBA Career Highlights

- 2022 WNBA Champion
- 2023 (Las Vegas)**
 - Scored a career-high 15 points on Aug. 1.
- 2022 (Las Vegas)**
 - Won WNBA Championship... In the playoffs, scored a career playoff-high 11 vs. Phoenix on Aug. 20.

Collegiate Career (Florida Gulf Coast/Ohio State)

- Named ASUN Player of the Year as a sophomore
- First player in program history to record a 20-20 game (24 pts, 20 rebs) in FGCU debut vs Davidson on Nov. 30, 2020.
- 2021, 2022 All-American honorable mention
- 2-time Becky Hammon Mid-Major Player of the Year

Go to Kierstan Bell's complete bio online

- Online bio includes items such as expanded WNBA statistics, more notes, college and international statistics, and more!

Record Without

Year	Games Missed	Record With	Record Without
2022	15	18-3	8-7
2023	4	31-5	3-1
Totals	19	49-8	11-8

Regular Season Highs

	PTS	REBS	ASTS	STLS	BLKS	MIN	FG	FGA	3G	3GA	FT	FTA
2022	12	5	2	1	1	15:48	4	6	2	4	2	2
2023	15	5	2	2	2	19:24	5	9	3	6	2	2

WNBA Rankings

	PPG	RPG	APG	SPG	BPG	MPG	FG%	3G%	FT%
2022	---	---	---	---	---	---	---	---	---
2023	---	---	---	---	---	---	---	---	---

Milestones

Mark	Opponent	Date	Gm.
1st Pt	Phoenix	May 21, 2022	5

Upcoming Milestones

Mark	Category	Current
200	Points	159
100	Rebounds	75
100	Assists	25

Reb				Asts				Double Doubles				Scoring			
Year	10+	Asts	Pt-Reb	Year	10+	Asts	Pt-Reb	Year	10+	Asts	Pt-Reb	Year	10+	Asts	Pt-Reb
2022	0	0	0	2022	1	0	0	2022	1	0	0	2022	1	0	0
2023	0	0	0	2023	3	0	0	2023	3	0	0	2023	3	0	0
Totals	0	0	0	Totals	4	0	0	Totals	4	0	0	Totals	4	0	0

2023 REGULAR SEASON HIGHS

PTS	15	Atlanta	Aug. 1
REBS	5	@ Connecticut	June 8
ASTS	2	2x, last @ Phoenix	Sept. 8
STLS	2	2x, last vs. New York	Aug. 17
BLKS	2	Los Angeles	May 27
MINS	19:24	@ Dallas	Aug. 8

CAREER REGULAR SEASON HIGHS

PTS	15	Atlanta	Aug. 1, 2023
REBS	5	2x, last @ Conn	June 8, 2023
ASTS	2	2x, last @ Dallas	Aug. 8, 2023
STLS	2	Minnesota	July 18, 2023
BLKS	2	Los Angeles	May 27, 2023
MINS	19:24	@ Dallas	Aug 8, 2023

CAREER PLAYOFF HIGHS

PTS	11	Phoenix	Aug. 20, 2020
REBS	4	Phoenix	Aug. 20, 2020
ASTS	1	3x, last vs Dallas	Sept. 24, 2023
STLS	2	Chicago	Sept. 13, 2023
BLKS	1	2x, last vs Dallas	Sept. 24, 2023
MINS	16:33	Chicago	Sept. 13, 2023

Career Regular Season Statistics

YEAR	TM	G	GS	MP	FG	FGA	FG%	3P	3PA	3P%	2P	2PA	2P%	eFG%	FT	FTA	FT%	OR	DR	REB	RPG	A	S	B	TO	PF	PTS	PPG
2022	LVA	21	1	121	10	33	.303	3	22	.136	7	11	.636	.348	4	4	1.000	4	15	19	0.9	7	2	3	5	10	27	1.3
2023	LVA	36	0	424	53	153	.346	20	82	.244	33	71	.465	.412	6	10	.600	14	42	56	1.6	18	15	5	14	47	132	3.7
Career		57	1	545	63	186	.339	23	104	.221	40	82	.488	.401	10	14	.714	18	57	75	1.3	25	17	8	19	57	159	2.8

Career Playoff Statistics

Year	Tm	G	GS	MP	FG	FGA	FG%	3P	3PA	3P%	2P	2PA	2P%	eFG%	FT	FTA	FT%	OR	DR	REB	RPG	A	S	B	TO	PF	PTS	PPG
2022	LVA	4	0	19	4	6	.667	3	5	.600	1	1	1.000	.917	0	1	.000	0	5	5	1.3	1	0	0	2	2	11	2.8
2023	LVA	6	0	45	3	16	.188	0	10	.000	3	6	.500	.188	4	4	1.000	2	4	6	1.0	2	3	2	2	2	10	1.7
Career		10	0	64	7	22	.318	3	15	.200	4	7	.571	.386	4	5	.800	2	9	11	1.1	3	3	2	4	4	21	2.1



ALAINA COATES

#81

Center6-4South Carolina '175th Year

- International (USA)

 - 2015 Pan American Games silver medalist (5x5)

2023 (Las Vegas)

 - Signed an emergency hardship contract with the Aces on Aug. 2 and was announced as signing a Rest of Season contract on Aug. 23.

2017 (Chicago)

 - Drafted No. 2 by Chicago ... Missed the 2017 season following ankle surgery.
- Collegiate Honors & Notes (South Carolina)

 - 2017 NCAA Champion ... 4-time All-SEC ... 2014 SEC Co-Sixth Player of the Year ... 2014 SEC Freshman of the Year ... Averaged 12.0 ppg and 9.3 rpg during her four-year collegiate career.

Personal

 - Daughter of the late Gary Coates and Pamela Coates ... Uncle Ben Coates played for the Baltimore Ravens

Season Highs

	PTS	REBS	ASTS	STLS	BLKS	MIN	FG	FGA	3G	3GA	FT	FTA
2018	10	10	3	1	2	29:41	5	7	0	0	3	5
2019	10	10	1	1	3	21:06	4	6	0	0	3	4
2020	11	9	3	3	2	22:21	4	5	0	0	5	7
2022	6	5	1	1	2	14:45	2	2	0	0	4	4
2023	3	3	0	1	0	7:09	1	2	0	0	1	2

Milestones

Mark	Opponent	Date	Gm.
# 1st Pt	at Indiana	May 19, 2018	1

Upcoming Milestones

Mark	Category	Current
300	Points	258
300	Rebounds	243

Reb				Asts				Double Doubles				Scoring			
Year	10+	10+	Pt-Reb	Year	10+	10+	Pt-Reb	Year	10+	10+	Pt-Reb	Year	10+	10+	Pt-Reb
2018	2	0	0	2018	2	0	0	2018	2	0	0	2018	2	0	0
2019	1	0	0	2019	1	0	0	2019	1	0	0	2019	1	0	0
2020	0	0	0	2020	1	0	0	2020	1	0	0	2020	1	0	0
2022	0	0	0	2022	0	0	0	2022	0	0	0	2022	0	0	0
2023	0	0	0	2023	0	0	0	2023	0	0	0	2023	0	0	0
Totals	3	0	0	Totals	4	0	0	Totals	4	0	0	Totals	4	0	0

2023 REGULAR SEASON HIGHS

PTS	3	@ Dallas	August 8
REBS	3	@ New York	August 6
ASTS	0		
STLS	1	3x, last at Phoenix	Sept. 8
BLKS	0		
MIN	7:09	@ New York	August 6

CAREER REGULAR SEASON HIGHS

PTS	11	Dallas	Aug. 21, 2020
REBS	10	3x, last vs. Las Vegas	Sept. 5, 2019
ASTS	3	2x, last vs. Phoenix	Aug. 10, 2020
STLS	3	New York	Sept. 12, 2020
BLKS	3	Chicago	Aug. 20, 2019
MIN	29:41	@ Indiana	Aug. 19, 2018

CAREER PLAYOFF HIGHS

PTS	2	Chicago	Sept. 13, 2023
REBS	2	Chicago	Sept. 13, 2023
ASTS	0		
STLS	1	Chicago	Sept. 13, 2023
BLKS	0		
MIN	3:31	Phoenix	Sept. 15, 2020

Career Regular Season Statistics

YEAR	TM	G	GS	MP	FG	FGA	FG%	3P	3PA	3P%	2P	2PA	2P%	eFG%	FT	FTA	FT%	OR	DR	REB	RPG	A	S	B	TO	PF	PTS	PPG
2018	CHI	32	0	364	42	74	.568	0	0	----	42	74	.568	.568	25	40	.625	39	63	102	3.2	13	6	7	17	58	109	3.4
2019	MIN	14	0	92	15	31	.484	0	0	----	15	31	.484	.484	5	8	.625	13	20	33	2.4	1	3	5	5	17	35	2.5
2019	ATL	9	0	75	9	14	.643	0	0	----	9	14	.643	.643	7	13	.538	8	19	27	3.0	1	2	6	4	20	25	2.8
2019	TOT	23	0	167	24	45	.533	0	0	----	24	45	.533	.533	12	21	.571	21	39	60	2.6	2	5	11	9	37	60	2.6
2020	WAS	20	0	197	18	34	.529	0	0	----	18	34	.529	.529	14	26	.538	20	35	55	2.8	9	7	4	12	33	50	2.5
2022	IND	8	0	75	7	11	.636	0	0	----	7	11	.636	.636	14	15	.933	6	10	16	2.0	2	2	3	5	18	28	3.5
2023	PHO	2	0	5	1	1	1.000	0	0	----	1	1	1.000	1.000	0	0	----	0	0	0	0.0	0	1	0	0	1	2	1.0
2023	LVA	10	0	30	4	5	.800	0	0	----	4	5	.800	.800	1	4	.250	2	8	10	1.0	0	2	0	7	9	9	0.9
2023	TOT	12	0	35	5	6	.833	0	0	----	5	6	.833	.833	1	4	.250	2	8	10	0.8	0	3	0	7	10	11	0.9
Career		95	0	838	96	170	.565	0	0	----	96	170	.565	.565	66	106	.623	88	155	243	2.6	26	23	25	50	156	258	2.7

Career Playoff Statistics

YEAR	TM	G	GS	MP	FG	FGA	FG%	3P	3PA	3P%	2P	2PA	2P%	eFG%	FT	FTA	FT%	OR	DR	REB	RPG	A	S	B	TO	PF	PTS	PPG
2020	WAS	1	0	4	0	1	.000	0	0	----	0	1	.000	.000	0	0	----	1	0	1	1.0	0	0	0	0	1	0	0.0
2023	LVA	5	0	9	1	1	1.000	0	0	----	1	1	1.000	1.000	0	0	----	2	3	5	1.0	0	1	0	1	1	2	0.4
Career		6	0	13	1	2	.500	0	0	----	1	2	.500	.500	0	0	----	3	3	6	1.0	0	1	0	1	2	2	0.3



ALYSHA CLARK

#7

Forward

5-11

Middle Tennessee '10

9th Year

WNBA Career Highlights

- 2023 WNBA Sixth Player of the Year
- 2018, 2020 WNBA Champion
- 2020 WNBA All-Defensive First Team
- 2019 WNBA All-Defensive Second Team

Collegiate Career

- Earned multiple All-America honors as a senior
- Two-time Sun Belt Player of the Year (2009, 2010)
- Two-time Sun Belt Tournament Most Outstanding Player (2009, 2010) ... Two-time leading scorer in the nation (2008-09, 2009-10)

2023 (Las Vegas)

- Named the WNBA and Associated Press Sixth Woman of the Year ... Against Chicago in the First Round, scored 13 points on Sept. 13 and 14 points on Sept. 17... Scored a season-high 16 points on Sept. 2 vs. Seattle on 4 of 9 from the field, 4 of 6 from 3-point and 4 of 4 from the line, and has hit double figures for points 12 times in 42 games.

2022 (Washington)

- Finished 1st in the WNBA in 2-point field goal percentage (.629)

2020 (Seattle)

- Led the WNBA in Offensive Efficiency Rating (132.6), which, heading into the 2023 season, was the 3rd highest in league history per Basketball Reference ... Led WNBA in 3-point field goal percentage with what was, at the time, the 5th highest percentage in league history.

Go to Alysha Clark's complete bio online

- Online bio includes items such as expanded WNBA statistics, more notes, college and international statistics, and more!

Record Without

Year	Games Missed	Record With	Record Without
2012	11	12-11	4- 7
2013	1	16-17	1- 0
2014	0	12-22	0- 0
2015	1	10-23	0- 1
2016	1	16-17	0- 1
2017	1	14-19	1- 0
2018	4	23- 7	3- 1
2019	3	17-14	1- 2
2020	0	18- 4	0- 0
2021	32	0- 0	12-20
2022	7	18-11	4- 3
2023	1	33- 6	1- 0
Totals	62	189-150	27-35

Season Highs

	PTS	REBS	ASTS	STLS	BLKS	MIN	FG	FGA	3G	3GA	FT	FTA
2012	9	8	1	1	1	26:00	4	7	2	3	3	4
2013	11	6	2	2	1	25:00	4	9	3	5	3	5
2014	8	6	2	2	4	27:00	4	8	2	4	4	4
2015	14	9	3	3	1	32:47	5	9	3	5	4	5
2016	23	8	7	3	1	35:22	7	13	3	7	7	8
2017	22	10	5	2	1	36:19	9	13	3	5	4	4
2018	17	8	4	5	1	38:17	6	9	3	6	8	8
2019	21	10	6	3	4	35:59	7	14	4	7	5	6
2020	16	8	6	4	2	36:31	7	12	4	6	4	5
2022	20	9	5	4	1	40:50	8	11	4	7	4	4
2023	16	8	4	2	1	35:08	4	9	4	7	4	4

PLAYER PROFILES



WNBA Rankings

	PPG	RPG	APG	SPG	BPG	MPG	FG%	3G%	FT%
2012	---	---	---	---	---	---	---	---	---
2013	---	---	---	---	---	---	---	---	---
2014	---	---	---	---	---	---	---	---	---
2015	---	---	---	---	---	---	5th	---	---
2016	---	---	---	---	---	---	16th	9th	---
2017	---	---	---	---	---	---	7th	---	---
2018	---	---	---	---	---	---	---	---	---
2019	---	---	---	---	---	---	18th	1st	---
2020	---	---	---	13th	---	23rd	4th	1st	---
2022	---	---	---	---	---	---	---	---	---
2023	---	---	---	---	---	---	---	17th	---

Milestones

Mark	Opponent	Date	Gm. #
1st Pt	Tulsa	June 1, 2012	1
1,000th Pt	@ Dallas	July 1, 2017	171
2,000th Pt	@ Seattle	June 23, 2022	286
1,000th Reb	@ Connecticut	July 3, 2022	289

Upcoming Milestones

Mark	Category	Current
2,500	Points	2,384
1,500	Rebounds	1,192
500	Assists	493
300	Steals	254

Reb		Asts		Double Doubles		Scoring	
Year	10+	10+	Pt/Reb	Pt/Ast	Year	10+	20+
2012	0	0	0	0	2012	0	0
2013	0	0	0	0	2013	2	0
2014	0	0	0	0	2014	0	0
2015	0	0	0	0	2015	9	0
2016	0	0	0	0	2016	14	2
2017	1	0	0	0	2017	12	2
2018	0	0	0	0	2018	9	0
2019	1	0	0	0	2019	16	1
2020	0	0	0	0	2020	13	0
2022	0	0	0	0	2022	9	1
2023	0	0	0	0	2023	10	0
Totals	2	0	0	0	Totals	94	6

2023 REGULAR SEASON HIGHS

PTS	16	Seattle	Sept. 2
REBS	8	@ Los Angeles	July 12
ASTS	4	@ Phoenix	June 21
STLS	2	6x, last @ Chicago	Aug. 24
BLKS	1	5x, last @ New York	Aug. 28
MINS	35:08	Dallas	July 5

CAREER REGULAR SEASON HIGHS

PTS	23	New York	June 5, 2016
REBS	10	2x, last vs LA	June 21, 2019
ASTS	7	@ Atlanta	Sept. 4, 2016
STLS	5	@ Los Angeles	June 7, 2018
BLKS	4	2x, last @ Chicago	June 9, 2019
MINS	41	@ Las Vegas	June 25, 2022

CAREER PLAYOFF HIGHS

PTS	21	Las Vegas	Oct. 4, 2020
REBS	13	Phoenix	Sept. 4, 2018
ASTS	6	Las Vegas	Oct. 4, 2020
STLS	4	Minnesota	Sept. 11, 2019
BLKS	2	Las Vegas	Oct. 2, 2020
MINS	39:26	Phoenix	Aug. 28, 2018

Career Regular Season Statistics

Year	Tm	G	GS	MP	FG	FGA	FG%	3P	3PA	3P%	2P	2PA	2P%	eFG%	FT	FTA	FT%	OR	DR	REB	RPG	A	S	B	TO	PF	PTS	PPG
2012	SEA	23	0	238	29	53	.547	9	20	.450	20	33	.606	.632	12	17	.706	13	34	47	2.0	7	5	1	19	27	79	3.4
2013	SEA	33	0	505	48	106	.453	16	41	.390	32	65	.492	.528	19	25	.760	32	50	82	2.5	12	14	5	35	50	131	4.0
2014	SEA	34	22	561	56	125	.448	14	57	.246	42	68	.618	.504	16	23	.696	26	47	73	2.1	20	16	10	24	64	142	4.2
2015	SEA	33	31	763	86	158	.544	24	68	.353	62	90	.689	.620	31	40	.775	13	108	121	3.7	39	23	6	36	79	227	6.9
2016	SEA	33	32	911	105	217	.484	36	93	.387	69	124	.556	.567	50	59	.847	40	81	121	3.7	64	24	2	44	87	296	9.0
2017	SEA	33	33	934	106	202	.525	22	67	.328	84	135	.622	.579	38	51	.745	33	105	138	4.2	54	24	4	33	80	272	8.2
2018	SEA	31	30	813	83	173	.480	29	74	.392	54	99	.545	.564	33	39	.846	31	77	108	3.5	58	31	4	36	70	228	7.4
2019	SEA	31	30	881	114	237	.481	51	106	.481	63	131	.481	.589	18	22	.818	37	108	145	4.7	79	33	17	48	60	297	9.6
2020	SEA	22	22	633	82	147	.558	35	67	.522	47	80	.588	.677	20	25	.800	19	74	93	4.2	59	33	11	19	38	219	10.0
2022	WAS	29	29	766	91	196	.464	30	99	.303	61	97	.629	.541	21	23	.913	23	108	131	4.5	59	27	8	38	55	233	8.0
2023	LVA	4	0	85	13	25	.520	5	12	.417	8	13	.615	.620	3	3	1.000	5	12	17	4.3	4	2	0	2	9	34	8.5
Career		26	20	747	77	165	.467	29	75	.387	48	90	.533	.555	30	33	.909	36	98	134	5.2	55	18	9	20	65	213	8.2

Career Playoff Statistics

Year	Tm	G	GS	MP	FG	FGA	FG%	3P	3PA	3P%	2P	2PA	2P%	eFG%	FT	FTA	FT%	OR	DR	REB	RPG	A	S	B	TO	PF	PTS	PPG
2013	SEA	2	0	37	5	11	.455	2	6	.333	3	5	.600	.545	2	2	1.000	1	9	10	5.0	1	0	0	1	4	14	7.0
2016	SEA	1	1	28	3	9	.333	0	1	.000	3	8	.375	.333	2	2	1.000	1	1	2	2.0	3	0	0	1	3	8	8.0
2017	SEA	1	1	26	2	3	.667	0	0	----	2	3	.667	.667	2	2	1.000	2	3	5	5.0	0	1	1	1	3	6	6.0
2018	SEA	8	8	280	25	50	.500	11	24	.458	14	26	.538	.610	7	8	.875	16	31	47	5.9	20	4	2	5	20	68	8.5
2019	SEA	2	2	57	1	7	.143	1	5	.200	0	2	.000	.214	6	7	.857	0	7	7	3.5	2	4	1	5	5	9	4.5
2020	SEA	6	6	183	24	53	.453	8	23	.348	16	30	.533	.528	6	6	1.000	11	28	39	6.5	19	4	4	4	16	62	10.3
2022	WAS	2	2	51	4	7	.571	2	4	.500	2	3	.667	.714	2	3	.667	0	7	7	3.5	6	3	1	1	5	12	6.0
2023	LVA	7	0	153	20	36	.556	6	16	.375	14	20	.700	.639	9	10	.900	7	20	27	3.4	8	3	1	6	19	55	6.7
Career		29	20	815	84	176	.477	30	79	.380	54	97	.557	.563	36	40	.900	38	106	144	3.5	59	19	10	24	75	234	7.0



SYDNEY COLSON

#51

Guard

5-11

Texas A&M '11

9th Year

- WNBA Career Highlights**
 - 2022 WNBA Champion
- 2023 (Las Vegas)**
 - Posted the highest effective field goal percentage of her career (.556).
- 2022 (Las Vegas)**
 - Her 5 assists at Phoenix on May 6 were her most since she dished out 6 vs. Atlanta on Aug. 16, 2020
- 2019 (Las Vegas)**
 - Forced the pass in the 2nd round of the WNBA Playoffs which led to the 'Hamby Heave' and a trip to the WNBA Semifinals for the Aces
- Collegiate Honors & Notes (Texas A&M)**
 - Finished her career ranked 5th all-time at A&M in assists and 4th in steals ... Posted 3-straight 100-assist seasons ... Led Aggies to the 2011 NCAA National Championship, and was named All-Big 12 honorable mention as a senior
- Personal**
 - Majored in sociology at Texas A&M ... Would like to pursue a television career as a sports commentator after WNBA career ... Takes acting classes, and has spent time as a stand up comic ([watch her recent set from Brad Garrett's Comedy Club at MGM Grand](#))
- Go to Sydney Colson's complete bio online**
 - Online bio includes items such as expanded WNBA statistics, more notes, college and international statistics, and more!

Record Without			
Year	Games Missed	Record With	Record Without
2011	18	10- 6	9- 9
2015	0	8-26	0- 0
2016	0	7-27	0- 0
2017	6	7-21	1- 5
2018	32	0- 2	18-14
2019	1	20-13	1- 0
2020	5	8- 9	4- 1
2022	18	15- 2	11- 7
2023	12	24- 4	10- 2
Totals	90	99-111	53-38

Season Highs												
	PTS	REBS	ASTS	STLS	BLKS	MIN	FG	FGA	3G	3GA	FT	FTA
2011	6	1	2	2	1	16:00	2	3	2	3	5	6
2015	9	4	8	4	2	30:06	4	9	1	3	4	6
2016	12	4	6	4	1	24:47	5	9	2	4	6	6
2017	11	3	7	2	1	26:49	5	11	1	2	4	6
2018	4	2	2	0	1	11:00	2	4	0	2	1	2
2019	17	3	5	4	2	22:13	4	7	2	3	8	11
2020	6	2	6	3	0	15:52	3	7	1	3	2	2
2022	5	2	5	1	0	15:36	2	7	1	3	2	2
2023	6	2	3	2	1	12:08	2	5	2	3	2	2



WNBA Rankings

	PPG	RPG	APG	SPG	BPG	MPG	FG%	3G%	FT%
2011	---	---	---	---	---	---	---	---	---
2015	---	---	15th	---	---	---	---	---	---
2016	---	---	---	23rd	---	---	---	---	---
2017	---	---	---	---	---	---	---	---	---
2018	---	---	---	---	---	---	---	---	---
2019	---	---	---	---	---	---	---	---	---
2020	---	---	---	---	---	---	---	---	---
2022	---	---	---	---	---	---	---	---	---
2023	---	---	---	---	---	---	---	---	---

Milestones

Mark	Opponent	Date	Gm. #
1st Pt	Atlanta	June 14, 2011	1

Upcoming Milestones

Mark	Category	Current
1,000	Points	605
200	Rebounds	167
400	Assists	364

	Reb	Asts	Double Doubles		Scoring	
Year	10+	10+	Pt-Reb	Year	10+	20+
2011	0	0	0	2011	0	0
2015	0	0	0	2015	0	0
2016	0	0	0	2016	2	0
2017	0	0	0	2017	1	0
2018	0	0	0	2018	0	0
2019	0	0	0	2019	2	0
2020	0	0	0	2020	0	0
2022	0	0	0	2022	0	0
2023	0	0	0	2023	0	0
Totals	0	0	0	Totals	5	0

2023 REGULAR SEASON HIGHS

PTS	6	@ New York	Aug. 28
REBS	2	2x, last vs. LA	May 27
ASTS	3	2x, last vs. New York	June 29
STLS	2	Washington	August 31
BLKS	1	Los Angeles	May 27
MINS	12:08	@ Phoenix	Sept. 8

CAREER REGULAR SEASON HIGHS

PTS	17	@ Washington	July 13, 2019
REBS	4	5 x	
ASTS	8	@ Phoenix	June 30, 2015
STLS	4	3x	
BLKS	2	3x	
MINS	30	@ Tulsa	Sept. 8, 2015

CAREER PLAYOFF HIGHS

PTS	3	@ Washington	Sept. 19, 2019
REBS	2	Phoenix	Aug. 20, 2022
ASTS	4	Phoenix	Aug. 20, 2022
STLS	1	New York	Oct. 11, 2023
BLKS	1	@ Washington	Sept. 19, 2019
MINS	11:48	Phoenix	Aug. 20, 2022

Career Regular Season Statistics

Year	Tm	G	GS	MP	FG	FGA	FG%	3P	3PA	3P%	2P	2PA	2P%	eFG%	FT	FTA	FT%	OR	DR	REB	RPG	A	S	B	TO	PF	PTS	PPG
2011	NYL	16	0	86	7	20	.350	3	7	.429	4	13	.308	.425	5	6	.833	0	6	6	0.4	10	4	2	17	9	22	1.4
2015	SAS	34	5	541	44	107	.411	7	22	.318	37	85	.435	.444	24	35	.686	10	29	39	1.1	95	28	10	42	61	119	3.5
2016	SAS	34	0	573	59	137	.431	5	26	.192	54	111	.486	.449	49	59	.831	14	41	55	1.6	87	38	1	51	62	172	5.1
2017	SAS	28	4	326	29	88	.330	2	10	.200	27	78	.346	.341	22	32	.688	3	12	15	0.5	55	14	2	27	36	82	2.9
2018	MIN	2	0	17	3	7	.429	0	2	.000	3	5	.600	.429	1	2	.500	1	1	2	1.0	4	0	1	4	2	7	3.5
2019	LVA	33	0	379	37	84	.440	9	20	.450	28	64	.438	.494	27	33	.818	2	21	23	0.7	59	31	4	28	40	110	3.3
2020	CHI	17	0	110	9	21	.429	3	9	.333	6	12	.500	.500	7	8	.875	1	6	7	0.4	14	6	0	14	13	28	1.6
2022	LVA	18	0	123	10	32	.313	3	11	.273	7	21	.333	.359	5	5	1.000	3	5	8	0.4	18	2	0	7	14	28	1.6
2023	LVA	28	0	135	12	27	.444	6	16	.375	6	11	.545	.556	5	6	.833	4	8	12	0.4	22	9	1	6	24	35	1.3
Career		210	9	2290	211	524	.403	38	123	.309	173	401	.431	.439	145	186	.780	38	129	167	0.8	364	132	21	196	261	605	2.9

Career Playoff Statistics

Year	Tm	G	GS	MP	FG	FGA	FG%	3P	3PA	3P%	2P	2PA	2P%	eFG%	FT	FTA	FT%	OR	DR	REB	RPG	A	S	B	TO	PF	PTS	PPG
2011	NYL	1	0	2	0	0	---	0	0	---	0	0	---	---	0	0	---	0	0	0	0.0	0	0	0	0	0	0	0.0
2019	LVA	5	0	14	1	6	.167	0	1	.000	1	5	.200	.167	1	2	.500	1	0	1	0.2	1	0	1	1	2	3	0.6
2020	CHI	1	0	0	0	0	---	0	0	---	0	0	---	---	0	0	---	0	0	0	0.0	0	0	0	0	0	0	0.0
2022	LVA	4	0	19	0	4	.000	0	1	.000	0	3	.000	.000	0	0	---	1	3	4	1.0	4	0	0	1	2	0	0.0
2023	LVA	5	0	18	0	2	.000	0	1	.000	0	1	.000	.000	0	0	---	1	1	2	0.4	1	1	0	3	0	0	0.0
Career		16	0	53	1	12	.083	0	3	.000	1	9	.111	.083	1	2	.500	3	4	7	0.4	6	1	1	5	4	3	0.2



CAYLA GEORGE

#13

Center/Forward 6-5 Australia

4th Year

2023 (Las Vegas)

- Scored a season-high 11 points versus Atlanta on Aug. 13.

2018 (Dallas)

- Scored a season-high 12 points at Los Angeles on July 12

2017 (Phoenix)

- Set a WNBA record and career-high for most defensive rebounds by a bench player with 14 on July 28 at Chicago, which was also the most defensive rebounds ever by a Mercury player in a regulation game ... Ranked 9th in the WNBA in defensive rebound percentage ... Scored a career-high-tying 14 points at Chicago on July 28

2015 (Phoenix)

- Finished 6th among rookies in field goal percentage, and 8th in rebounding ... Scored a career-high 14 points at Tulsa on September 13

International (Australia)

- 2018 FIBA World Cup silver medalist (5x5)
- 2014 & 2022 FIBA World Cup bronze medalist (5x5)
- 2016 & 2020 Olympian quarterfinalist (5x5)
- Also competed for Australia 5x5 teams in the 2011 (gold) and 2013 (gold) FIBA Oceania Championships, the 2007 FIBA U19 World Cup (fifth place) and the 2007 FIBA U21 World Cup (silver)

Personal

- Born in Mount Barker, Australia and resides in Cairns, Queensland, Australia ... Has an older sister and half sister ... Married her husband Kailu George on May 8, 2015 in Australia ... Has one daughter, Pearl, whom she and her husband adopted through "Kupai Omasker"

Go to Cayla George's complete bio online

- Online bio includes items such as expanded WNBA statistics, more notes, college, international and Basketball Australia statistics, and more!

Record Without

Year	Games Missed	Record With	Record Without
2015	0	20-14	0-0
2017	2	16-16	2-0
2018	11	9-14	6-5
2023	7	27- 5	6-1
Totals	20	71-48	14-6



Season Highs

	PTS	REBS	ASTS	STLS	BLKS	MIN	FG	FGA	3G	3GA	FT	FTA
2015	14	12	3	2	3	35:55	6	10	3	7	4	4
2017	14	14	3	3	2	27:01	5	11	2	4	2	3
2018	12	6	3	1	2	19:49	6	8	2	5	6	6
2022	5	2	0	0	0	4:34	2	2	1	1	0	0
2023	11	5	2	3	2	20:56	4	8	3	5	0	1

WNBA Rankings

	PPG	RPG	APG	SPG	BPG	MPG	FG%	3G%	FT%
2015	---	---	---	---	25th	---	---	---	---
2017	---	---	---	---	---	---	---	---	---
2018	---	---	---	---	---	---	---	---	---
2023	---	---	---	---	---	---	---	---	---

Milestones

Mark	Opponent	Date	Gm. #
1st Pt	San Antonio	June 5, 2015	1
300th Reb	Chicago	Aug. 24, 2023	115

Upcoming Milestones

Mark	Category	Current
500	Points	432
300	Rebounds	314
50	Blocks	44

Rebounds Double Doubles

Year	10+	Pt-Reb
2015	2	1
2017	1	1
2018	0	0
2023	0	0
Totals	3	2

Scoring

Year	10+	20+
2015	5	0
2017	2	0
2018	2	0
2023	1	0
Totals	10	0

2023 REGULAR SEASON HIGHS

PTS	11	Atlanta	Aug. 13
REBS	5	Phoenix	July 11
ASTS	2	@ Minnesota	July 22
STLS	3	@ New York	Aug. 6
BLKS	2	Seattle	June 15
MINS	20:56	Atlanta	Aug. 13

CAREER REGULAR SEASON HIGHS

PTS	14	2x, last @ Chicago	July 27, 2017
REBS	14	@ Chicago	July 27, 2017
ASTS	3	4x, Last vs Las Vegas	Aug. 17, 2018
STLS	3	2x, Last at New York	Aug. 6, 2023
BLKS	3	@ New York	June 11, 2015
MINS	36	@ Tulsa	Sept. 13, 2015

CAREER PLAYOFF HIGHS

PTS	6	@ Tulsa	Sept. 19, 2015
REBS	6	Tulsa	Sept. 17, 2015
ASTS	3	Tulsa	Sept. 17, 2015
STLS	3	Tulsa	Sept. 17, 2015
BLKS	4	Tulsa	Sept. 17, 2015
MINS	16:00	Tulsa	Sept. 17, 2015

Career Regular Season Statistics

Year	Tm	G	GS	MP	FG	FGA	FG%	3P	3PA	3P%	2P	2PA	2P%	eFG%	FT	FTA	FT%	OR	DR	REB	RPG	A	S	B	TO	PF	PTS	PPG
2015	PHO	34	2	433	67	157	.427	17	60	.283	50	97	.515	.481	19	22	.864	26	81	107	3.1	25	13	22	27	70	170	5.0
2017	PHO	32	0	381	41	109	.376	13	46	.283	28	63	.444	.436	9	14	.643	11	74	85	2.7	15	9	12	15	62	104	3.3
2018	DAL	23	1	245	34	78	.436	12	39	.308	22	39	.564	.513	3	6	.500	15	49	64	2.8	16	2	5	14	31	83	3.6
2023	LVA	32	0	273	30	104	.288	15	64	.234	15	40	.375	.361	0	3	.000	15	43	58	1.8	13	10	5	27	36	75	2.3
Career		121	3	1332	172	448	.384	57	209	.273	115	239	.481	.448	31	45	.689	67	247	314	2.6	69	34	44	83	199	432	2.6

Career Playoff Statistics

Year	Tm	G	GS	MP	FG	FGA	FG%	3P	3PA	3P%	2P	2PA	2P%	eFG%	FT	FTA	FT%	OR	DR	REB	RPG	A	S	B	TO	PF	PTS	PPG
2015	PHO	3	0	27	3	8	.375	2	4	.500	1	4	.250	.500	0	0	---	0	8	8	2.7	3	5	5	4	7	8	2.7
2017	PHO	2	0	1	0	1	.000	0	0	---	0	1	.000	.000	0	0	---	0	1	1	0.5	0	0	1	1	0	0	0.0
2018	DAL	1	0	5	2	4	.500	0	0	---	2	4	.500	.500	0	0	---	0	1	1	1.0	0	0	0	1	1	4	4.0
2023	LVA	6	0	16	0	6	.000	0	2	.000	0	4	.000	.000	2	2	1.000	0	1	1	0.2	1	0	0	0	3	2	0.3
Career		12	0	49	5	19	.263	2	6	.333	3	13	.231	.316	2	2	1.000	0	11	11	0.9	4	5	6	6	11	14	1.2



CHELSEA GRAY

#12

Guard

5-11

Duke '13

9th Year

WNBA Career

- 2022, 2016 WNBA Champion
- 2022 WNBA Finals MVP
- 2023, 2021, 2019, 2018, 2017 WNBA All-Star
- 2019 All-WNBA First Team
- 2017 All-WNBA Second Team
- 2022 WNBA Commissioner's Cup MVP

International (USA)

- 2020 Olympic gold medalist (5x5)
- 2022 World Cup gold medalist (5x5)

Collegiate Career

- 2-time All-American
- 2013 ACC Co-Player of the Year
- Set program record for assists in a season (201) as a sophomore

High School Career

- 2010 California Miss Basketball
- 2010 Gatorade Player of the Year selection

2023 (Las Vegas)

- Named to the AP All-League First Team ... Had 20 points and 7 assists to open the playoffs against Chicago on Sept. 13 and followed that with 9 points and 9 boards on Sept. 17...Recorded the franchise's 2nd triple-double and the 1st for points-rebounds-assists with 22 points, 11 rebounds and 11 assists against New York on Aug. 17 ... Named an All-Star starter...Western Conference Player of the Week for games played July 24-30 (24.5 ppg, 5.5 rpg, 8.5 apg)Notched a franchise-record 10 points-assists double-doubles on the year.

2021 (Las Vegas)

- Set or tied 3 franchise assist records—14 in a game vs. Lynx, Sept. 8; 10 in a half and 7 in a quarter vs. Fever, May 28

2019 (Los Angeles)

- Recorded the 8th triple-double in WNBA regular season history, July 7 (13-pt, 10-reb, 13-asst vs. Washington) ... Set franchise mark with 20 points in a quarter, August 29 vs. Indiana—2nd most points scored in a quarter in W history

2017 (Los Angeles)

- 3-point field goal percentage (.482) was highest in team history and 7th highest in WNBA history for players with 50+ attempts

2014 (Connecticut)

- Sat out season rehabbing right knee injury suffered senior year at Duke.

Go to Chelsea Gray's complete bio online

- Online bio includes items such as expanded WNBA statistics, more notes, college, international and USA Basketball statistics, and more!

Record Without

Year	Games Missed	Record With	Record Without
2014	34	0- 0	13-21
2015	0	15-19	0- 0
2016	1	25- 8	1- 0
2017	0	26- 8	0- 0
2018	0	19-15	0- 0
2019	0	22-12	0- 0
2020	0	15- 7	0- 0
2021	0	24- 8	0- 0
2022	1	25-10	1- 0
2023	0	34- 6	0- 0
Totals	36	204-93	15-21

Season Highs

	PTS	REBS	ASTS	STLS	BLKS	MIN	FG	FGA	3G	3GA	FT	FTA
2015	16	9	7	3	2	25:48	6	11	4	5	5	6
2016	23	6	8	3	1	36:30	8	10	2	3	6	7
2017	25	8	10	4	1	47:51	9	18	5	8	8	10
2018	26	7	11	6	3	38:36	11	20	4	7	8	11
2019	30	10	13	5	2	41:03	11	21	7	9	7	7
2020	27	8	11	3	1	39:06	10	19	4	7	5	5
2021	21	6	14	5	2	37:14	8	19	3	6	5	5
2022	33	7	12	5	2	39:56	11	17	5	8	11	11
2023	27	11	12	4	3	37:23	10	22	4	7	10	12

PLAYER PROFILES



WNBA Rankings

	PPG	RPG	APG	SPG	BPG	MPG	FG%	3G%	FT%
2015	---	---	18th	---	---	---	---	---	---
2016	---	---	---	---	---	---	---	---	---
2017	19th	---	6th	---	---	3rd	10th	1st	22nd
2018	19th	---	6th	6th	---	5th	16th	14th	18th
2019	13th	---	2nd	---	---	4th	---	13th	5th
2020	21st	---	5th	11th	---	14th	---	---	2nd
2021	---	---	4th	20th	---	---	16th	16th	---
2022	21st	---	4th	4th	---	22nd	17th	---	4th
2023	21st	---	3rd	9th	24th	15th	14th	7th	5th

Milestones

Mark	Opponent	Date	Gm. #	Mark	Category	Current
1st Pt	Washington	June 5, 2015	1	4,000	Points	3,683
1,000th Pt	Phoenix	May 27, 2018	105	1,000	Rebounds	936
2,000th Pt	Las Vegas	Aug. 7, 2020	175	1,500	Assists	1,499
3,000th Pt	@ Seattle	Aug. 7, 2022	255	400	Steals	340
1,000th Ast	@ Phoenix	May 6, 2022	234			

Upcoming Milestones

	Reb	Asts	Dub-Dub	Trip-Dub	Scoring			
Year	10+	10+	Pt-Ast	Pt-Reb-Ast	Year	10+	20+	30+
2015	0	0	0	0	2015	9	0	0
2016	0	0	0	0	2016	7	2	0
2017	0	1	1	0	2017	28	6	0
2018	0	1	1	0	2018	28	9	0
2019	1	2	1	1	2019	28	7	1
2020	0	1	0	0	2020	18	4	0
2021	0	3	1	0	2021	19	1	0
2022	0	1	1	0	2022	25	5	0
2023	1	10	10	1	2023	35	8	0
Totals	2	19	15	2	Totals	197	42	1

2023 REGULAR SEASON HIGHS

PTS	27	Dallas	July 30
REBS	11	New York	Aug. 17
ASTS	12	3x, last at Phoenix	Sept. 8
STLS	4	@ Seattle	July 20
BLKS	3	@ Chicago	Aug. 24
MINS	37:23	New York	Aug. 17

CAREER REGULAR SEASON HIGHS

PTS	33	Seattle	Aug. 14, 2022
REBS	11	New York	Aug. 17, 2023
ASTS	14	Minnesota	Sept. 8, 2021
STLS	6	@ Minnesota	May 20, 2018
BLKS	3	2x, last @ Chicago	Aug. 24, 2023
MINS	48	@ Chicago	Aug. 18, 2017

CAREER PLAYOFF HIGHS

PTS	31	@ Sueattle	Sept. 6, 2022
REBS	7	Sueattle	Aug. 31, 2022
ASTS	12	2x, last @ Sueattle	Sept. 4, 2022
STLS	3	4x, last vs Conn.	Sept. 13, 2022
BLKS	2	5x, last vs New York	Ocy. 8, 2023
MINS	39:22	@ Sueattle	Sept. 4, 2022

Career Regular Season Statistics

Year	Tm	G	GS	MP	FG	FGA	FG%	3P	3PA	3P%	2P	2PA	2P%	eFG%	FT	FTA	FT%	OR	DR	REB	RPG	A	S	B	TO	PF	PTS	PPG
2015	CON	34	0	543	86	203	.424	23	66	.348	63	137	.460	.480	40	49	.816	18	60	78	2.3	92	22	5	59	43	235	6.9
2016	LAS	33	1	540	71	157	.452	14	46	.304	57	111	.514	.497	39	50	.780	8	50	58	1.8	71	16	4	40	38	195	5.9
2017	LAS	34	34	1125	184	363	.507	53	110	.482	131	253	.518	.580	81	98	.827	21	92	113	3.3	151	36	8	65	74	502	14.8
2018 *	LAS	34	34	1111	193	399	.484	38	97	.392	155	302	.513	.531	81	97	.835	17	99	116	3.4	175	48	6	79	65	505	14.9
2019 *	LAS	34	34	1108	188	452	.416	50	131	.382	138	321	.430	.471	66	72	.917	14	114	128	3.8	202	33	3	108	49	492	14.5
2020	LAS	22	22	679	122	276	.442	18	59	.305	104	217	.479	.475	46	49	.939	15	66	81	3.7	116	34	2	60	38	308	14.0
2021 *	LVA	32	32	926	148	326	.454	27	71	.380	121	255	.475	.495	32	36	.889	15	77	92	2.9	189	37	9	88	43	355	11.1
2022	LVA	35	35	1039	183	373	.491	34	100	.340	149	273	.546	.536	81	89	.910	10	102	112	3.2	212	57	10	80	54	481	13.7
2023	LVA	40	40	1288	225	459	.490	64	152	.421	161	307	.524	.560	96	107	.897	12	146	158	4.0	291	57	25	101	73	610	15.3
Career		298	232	8359	1400	3008	.465	321	832	.386	1079	2176	.496	.519	562	647	.869	130	806	936	3.1	1499	340	72	681	477	3683	12.4

Career Playoff Statistics

Year	Tm	G	GS	MP	FG	FGA	FG%	3P	3PA	3P%	2P	2PA	2P%	eFG%	FT	FTA	FT%	OR	DR	REB	RPG	A	S	B	TO	PF	PTS	PPG
2016	LAS	9	0	199	26	64	.406	9	23	.391	17	41	.415	.477	20	24	.833	2	13	15	1.7	25	10	0	22	16	81	9.0
2017	LAS	8	8	284	47	102	.461	13	39	.333	34	63	.540	.525	14	18	.778	2	25	27	3.4	54	11	2	22	17	121	15.1
2018	LAS	2	2	63	11	28	.393	6	14	.429	5	14	.357	.500	5	6	.833	0	8	8	4.0	9	0	1	4	3	33	16.5
2019	LAS	4	4	130	18	49	.367	4	12	.333	14	37	.378	.408	2	3	.667	1	11	12	3.0	21	5	1	11	8	42	10.5
2020	LAS	1	1	35	2	9	.222	0	4	.000	2	5	.400	.222	0	0	---	0	2	2	2.0	0	1	0	3	3	4	4.0
2021	LVA	5	5	142	30	65	.462	7	18	.389	23	47	.489	.515	10	10	1.000	1	15	16	3.2	32	5	0	6	5	77	15.4
2022	LVA	10	10	340	88	144	.611	31	57	.544	57	87	.655	.719	10	12	.833	0	38	38	3.8	70	12	6	30	19	217	21.7
2023	LVA	7	7	253	44	98	.449	10	28	.357	34	70	.486	.500	16	16	1.000	2	33	35	5.0	52	9	8	22	11	114	16.3
Career		46	37	1446	266	559	.476	80	195	.410	186	364	.511	.547	77	89	.865	8	145	153	3.3	263	53	18	120	82	689	15.0



CANDACE PARKER

#3

Forward

6-4

Tennessee '08

16th Year

WNBA Career Highlights

- 2021 & 2016 WNBA Champion
- 2016 WNBA Finals MVP
- 2018 & 2013 WNBA MVP
- 2017 ESPY Award for Best WNBA Player
- 2020 WNBA Defensive Player of the Year
- 2022, 2020, 2017, 2014, 2013, 2012 & 2008 All-WNBA First Team
- 2018, 2015, & 2009 All-WNBA Second Team
- 2022, 2021, 2018, 2017, 2014, 2013, & 2011 WNBA All-Star
- 2013 WNBA All-Star Game MVP
- 2012 & 2009 WNBA All-Defensive Second Team
- 2013 WNBA Rookie of the Year
- 2013 WNBA All-Rookie Team
- 7-time WNBA Western Conf. Player of the Month
- 26-time WNBA Western Conf. Player of the Week
- Named to the WNBA Top 20 At 20 Team
- Named to the WNBA W25 Team

International (USA 5x5)

- 2012, 2008 Olympic gold medalist
- 2006 FIBA World Cup bronze medalist
- 2007 FIBA Americas Championship gold medalist
- 2004 FIBA Americas U18 Championship gold medalist

Collegiate Career

- 2008, 2007 National Champion
- 2008, 2007 National Player of the Year
- 2008, 2007 Final Four MVP

2023 (Las Vegas)

- Nabbed the 500th steal of her career against Los Angeles on May 27...Helped the Aces to a 16-2 record to start the season before undergoing surgery on her foot and being sidelined the remainder of the season.

2022 (Chicago)

- Recorded 2 triple-doubles—May 22 at Washington (16 points 13 rebounds, 10 assists) and June 23 at Los Angeles (10 points, 14 rebounds, 10 assists)

2021 (Chicago)

- Missed 9 games due to injury ... Team went 15-8 with her in the lineup and 1-8 without her

2019 (Los Angeles)

- Missed 12 games due to injury

2017 (Los Angeles)

- Recorded her first career triple-double against San Antonio on July 28 (11 points, 17 rebounds, 11 assists)

2015 (Los Angeles)

- Her 8 steals vs. Indiana on Aug. 18 set a franchise record

Record Without

Year	Games Missed	Record With	Record Without
2008	1	20-13	0- 1
2009	9	15-10	3- 6
2010	24	3- 7	10-14
2011	17	8- 9	7-10
2012	1	23-10	1- 0
2013	3	22- 9	2- 1
2014	4	15-15	1- 3
2015	18	11- 5	3-15
2016	0	26- 8	0- 0
2017	1	25- 8	1- 0
2018	3	17-14	2- 1
2019	12	14- 8	8- 4
2020	0	15- 7	0- 0
2021	9	15- 8	1- 8
2022	4	23- 9	3- 1
2023	22	16- 2	18- 6
Totals	128	268-142	60-70

Season Highs

	PTS	REBS	ASTS	STLS	BLKS	MIN	FG	FGA	3G	3GA	FT	FTA
2008	40	16	8	5	6	46:00	15	23	2	2	11	16
2009	24	14	8	3	6	48:00	10	21	1	3	7	10
2010	33	12	5	2	6	40:00	12	21	1	2	8	11
2011	32	14	5	3	5	41:00	13	25	3	6	8	13
2012	33	16	8	4	9	38:00	14	22	3	5	12	17
2013	30	20	9	4	4	46:00	14	22	3	4	14	17
2014	34	12	9	6	4	48:00	12	28	3	7	13	14
2015	33	13	10	8	3	38:18	12	23	5	8	9	12
2016	34	13	9	3	3	38:02	12	25	4	7	12	14
2017	29	17	11	4	5	40:07	11	22	3	7	7	9
2018	34	14	11	4	3	40:11	12	22	5	8	9	12
2019	21	11	6	4	4	32:18	9	16	3	5	6	9
2020	25	17	9	3	3	38:17	10	18	5	6	8	10
2021	30	14	8	2	4	37:42	12	20	4	7	8	9
2022	31	14	10	3	4	33:42	12	20	4	8	7	8
2023	15	12	8	5	3	26:29	7	12	3	6	4	4

2013 (Los Angeles)

- Posted her 1st career 20-point, 20-rebound game at San Antonio on June 1 (27 points, 20 rebounds)

2009 (Los Angeles)

- Missed the first nine games of the 2009 season following the birth of her first child, Lailaa.

2008 (Los Angeles)

- Second player to dunk during a regular season game (Indiana on June 22) ... Dunked two nights later against Seattle on June 24

Personal

- Parker and her daughter Lailaa are part of the Angel FC NWSL team ownership group. The team was founded in 2020 and began play in 2022 ... Married to former Russia National Basketball Team member Anna Petrakova, who gave birth to their son in 2022.

Go to Candace Parker's complete bio online

- Online bio includes items such as expanded WNBA statistics, more notes, college, international and USA Basketball statistics, and more!

Links to Additional Candace Parker Historical Statistics and Rankings

- [Career year-by-year statistics, year-by-year rankings.](#)
- [2023 Game-by-Game stats.](#)
- [All-time career & playoff statistics, rankings and more from Basketball Reference.](#)

Milestones

Mark	Opponent	Date	Gm. #
1st Pt	@ Phoenix	May 17, 2008	1
1,000th Pt	Washington	May 28, 2010	62
2,000th Pt	Phoenix	Sept. 18, 2012	117
3,000th Pt	@ Indiana	July 15, 2014	170
4,000th Pt	San Antonio	Sept. 16, 2016	229
5,000th Pt	Phoenix	Aug. 5, 2018	287
6,000th Pt	Los Angeles	May 6, 2022	361
1,000 Reb	@ Phoenix	July 10, 2012	104
2,000 Reb	@ Seattle	Sept. 11, 2016	227
3,000 Reb	Washington	July 10, 2021	349
1,000th Ast	Atlanta	Sept. 1, 2017	261
500th Stl	Los Angeles	May 27, 2023	395

Upcoming Milestones

Mark	Category	Current
7,000	Points	6,574
4,000	Rebounds	3,467
2,000	Assists	1,634
700	Blocked Shots	619

2023 REGULAR SEASON HIGHS

PTS	15	3x, last vs. Connecticut	July 1
REBS	12	Indiana	June 24
ASTS	8	Connecticut	July 1
STLS	5	Chicago	June 11
BLKS	3	@ Seattle	May 20
MINs	26:29	Connecticut	July 1

CAREER

PTS	40	Houston	July 9, 2008
REBS	20	@ San Antonio	June 1, 2013
ASTS	11	2x, last @ Washington	June 15, 2018
STLS	8	Indiana	Aug. 18, 2015
BLKS	9	Tulsa	June 20, 2012
MINs	48	2x, last @ Washington	June 1, 2014

	Reb	Asts	Doub-Doub	Trip-Dub	Scoring					
Year	10+ 10+	Pt-Reb	Pt-Ast	P-R-A		Year	10+	20+	30+	40+
2008	17	0	17	0	0	2008	32	11	3	1
2009	17	0	15	0	0	2009	19	4	0	0
2010	7	0	7	0	0	2010	10	6	2	0
2011	6	0	6	0	0	2011	16	6	1	0
2012	19	0	18	0	0	2012	29	13	2	0
2013	10	0	8	0	0	2013	27	13	1	0
2014	6	0	6	0	0	2014	28	12	2	0
2015	11	1	11	1	0	2015	16	8	2	0
2016	8	0	6	0	0	2016	25	10	2	0
2017	12	1	12	1	1	2017	31	11	0	0
2018	11	2	11	2	0	2018	27	14	1	0
2019	4	0	4	0	0	2019	13	4	0	0
2020	12	0	10	0	0	2020	16	5	0	0
2021	8	0	8	0	0	2021	16	6	1	0
2022	14	2	12	2	2	2022	25	4	1	0
2023	1	0	0	0	0	2023	9	0	0	0
Totals	163	6	151	6	3	Totals	339	127	18	1



KELSEY PLUM

#10

Guard

5-8

Washington '17

6th Year

WNBA Career Highlights

- 2022 WNBA Champion
- 2023 & 2022 All-Star
- 2022 All-Star MVP
- 2021 6th Player of the Year
- 1-time Western Conference Player of the Month (Sept. 2021)
- 3-time Western Conference Player of the Week (2 times in 2022, 1 time in 2021)

International (USA)

- 2020 Olympic Gold Medalist (3x3)
- 2018 & 2022 FIBA World Cup gold medalist (5x5)
- 2015 Pan American Games silver medalist (5x5)
- 2013 FIBA U19 World Cup gold medalist (5x5)

Collegiate Career

- Unanimous 2017 National Player of the Year
- Two-time All-American
- NCAA career (3,257) and single-season (1,109) scoring leader; broke 33-year-old NCAA career free throw record with 912

2023 (Las Vegas)

- Named as an All-Star for the second time in her career... Scored a then-franchise-high 40 points at Minnesota on July 9 and got her first points-assists double-double of the year with 19 points and 10 assists vs. Washington on Aug. 11 and her second with 12 points and 10 assists vs Washington on Aug. 31 ...Scored 20 or more points 16 times and had 1 30-point and 1 40-point game... Prior to the May 25 game in LA, made at least 1 3-pointer in 45-straight regular season games, which was tied for the third-longest streak in WNBA history ... missed the July 5 game vs. Dallas (back)

2022 (Las Vegas)

- Leading All-Star vote-getter among guards ... Tied a WNBA record by making at least 3 three-pointers in 9 straight games (Diana Taurasi)

2021 (Las Vegas)

- Missed 6 games in May/June while training with the USA 3x3 team.

2020 (Las Vegas)

- Did Not Play—Injured (left Achilles)

2018 (Las Vegas)

- Recorded her first career double-double with 20 points and a career-high 13 assists at Atlanta Aug. 7

[Go to Kelsey Plum's complete bio online](#)

- Online bio includes items such as expanded WNBA statistics, more notes, college, international and USA Basketball statistics, and more

Record Without

Year	Games Missed	Record With	Record Without
2017	3	8-23	0-3
2018	2	14-17	0-2
2019	0	21-13	0-0
2020	22	0- 0	18-4
2021	6	20- 6	4-2
2022	0	26-10	0-0
2023	1	33- 6	1-0
Totals	34	122-75	23-11

PLAYER PROFILES



Season Highs

	PTS	REBS	ASTS	STLS	BLKS	MIN	FG	FGA	3G	3GA	FT	FTA
2017	23	6	12	3	1	39:53	7	17	5	9	6	6
2018	21	9	13	4	1	37:00	9	14	5	8	5	6
2019	21	7	8	3	1	37:21	8	17	5	9	5	6
2021	32	6	8	5	1	30:42	11	18	5	8	8	9
2022	32	6	11	6	1	40:00	10	22	5	11	9	11
2023	40	6	10	5	0	38:21	14	20	6	12	8	8

WNBA Rankings

	PPG	RPG	APG	SPG	BPG	MPG	FG%	3G%	FT%
2017	---	---	20th	---	---	---	---	17th	14th
2018	---	---	13th	---	---	---	21st	4th	---
2019	---	---	19th	---	---	---	---	24th	---
2021	16th	---	14th	---	---	---	---	13th	1st
2022	2nd	---	9th	---	---	5th	---	4th	17th
2023	8th	---	10th	22nd	---	13th	20th	16th	3rd

Milestones

Mark	Opponent	Date	Gm. #
1st Pt	Dallas	May 25, 2017	1
1,000th Pt	Atlanta	July 4, 2021	108
2,000th Pt	Los Angeles	May 27, 2023	161
2,500th pt	Washington	Aug. 11, 2023	186

Upcoming Milestones

Mark	Category	Current
3,000 Points	Points	2,691
500 Rebounds	Rebounds	487
1,000 Assists	Assists	786
200 Steals	Steals	173

Rebs				Scoring				
Year	10+	Asts	Double Doubles	Year	10+	20+	30+	40+
2017	0	1	0	2017	13	1	0	0
2018	0	2	1	2018	14	4	0	0
2019	0	0	0	2019	17	2	0	0
2021	0	0	0	2021	20	8	2	0
2022	0	2	2	2022	35	19	1	0
2023	0	2	2	2023	36	16	2	1
Totals	0	7	5	Totals	135	50	5	1

2023 REGULAR SEASON HIGHS

PTS	40	@ Minnesota	July 9
REBS	6	Dallas	July 30
ASTS	10	2x, last vs Washington	Aug. 31
STLS	5	@ Los Angeles	July 12
BLKS	0		
MINS	38:21	@ Chicago	Aug. 24

CAREER REGULAR SEASON HIGHS

PTS	40	@ Minnesota	July 9, 2023
REBS	9	Los Angeles	June 29, 2018
ASTS	13	@ Atlanta	Aug. 7, 2018
STLS	6	Washington	June 25, 2022
BLKS	1	16x, last vs. Minnesota	July 3, 2022
MINS	40	2x, last vs. Dallas	June 5, 2022

CAREER PLAYOFF HIGHS

PTS	26	New York	Oct. 8, 2023
REBS	7	3x, last vs Seattle	Sept. 4, 2022
ASTS	10	Washington	Sept. 19, 2019
STLS	3	2, last vs New York	Oct. 11, 2023
BLKS	0		
MINS	40:00	Washington	Sept. 24, 2019

Career Regular Season Statistics

Year	Tm	G	GS	MP	FG	FGA	FG%	3P	3PA	3P%	2P	2PA	2P%	eFG%	FT	FTA	FT%	OR	DR	REB	RPG	A	S	B	TO	PF	PTS	PPG
2017	SAS	31	23	711	85	246	.346	35	96	.365	50	150	.333	.417	60	69	.870	12	47	59	1.9	106	16	4	79	57	265	8.5
2018	LVA	31	27	790	106	227	.467	47	107	.439	59	120	.492	.570	35	40	.875	14	60	74	2.4	124	25	5	36	64	294	9.5
2019	LVA	34	30	868	107	293	.365	45	126	.357	62	168	.369	.442	34	39	.872	15	80	95	2.8	102	27	4	53	76	293	8.6
2021	LVA	26	0	663	128	293	.437	44	114	.386	84	179	.469	.512	85	90	.944	11	55	66	2.5	94	26	1	43	56	385	14.8
2022	LVA	36	36	1182	244	531	.460	113	269	.420	131	262	.500	.566	125	149	.839	9	87	96	2.7	184	36	2	94	90	726	20.2
2023	LVA	39	39	1265	249	524	.475	95	244	.389	154	280	.550	.566	135	148	.912	9	86	95	2.4	177	43	0	82	94	728	18.7
Career		197	155	5481	919	2114	.435	379	955	.397	540	1159	.466	.524	474	535	.886	70	417	487	2.5	786	173	16	388	437	2691	13.7

Career Playoff Statistics

Year	Tm	G	GS	MP	FG	FGA	FG%	3P	3PA	3P%	2P	2PA	2P%	eFG%	FT	FTA	FT%	OR	DR	REB	RPG	A	S	B	TO	PF	PTS	PPG
2019	LVA	5	3	175	30	61	.492	9	17	.529	21	44	.477	.566	7	7	1.000	2	22	24	4.8	39	1	0	15	19	76	15.2
2021	LVA	5	0	144	33	70	.471	12	31	.387	21	39	.538	.557	20	22	.909	2	8	10	2.0	17	5	0	12	11	98	19.6
2022	LVA	10	10	333	56	137	.409	18	63	.286	38	74	.514	.474	41	46	.891	8	31	39	3.9	38	9	0	19	22	171	17.1
2023	LVA	7	7	251	43	98	.439	22	53	.415	21	45	.467	.551	21	23	.913	1	18	19	2.7	27	9	0	22	16	129	18.4
Career		27	20	903	162	366	.443	61	164	.372	101	202	.500	.526	89	98	.908	13	79	92	3.4	121	24	0	68	68	474	17.6



KIAH STOKES

#41

Center

6-3

Connecticut '15

8th Year

WNBA Career

- 2022 WNBA Champion
- 2015 WNBA All-Defensive 2nd Team
- 2015 All-Rookie Team

Collegiate Career

- 3-time National Champion
- 2015 Conference Defensive Player of the Year

2023 (Las Vegas)

- Opened the playoffs with a 15-rebound performance, which at the time was the second-highest in Aces playoff history, and also is her playoff career high... Grabbed 10 boards on Sept. 17, her first back-to-back games with double-digit rebounding since 2021... Hauled in a career-high-tying 17 rebounds at Chicago on July 25 ... Had 4 double-digit rebounding games ... Started 22 times

2022 (Las Vegas)

- Missed first 4 games of year (overseas) ... Led or tied for team lead in rebounds 3 times

2021 (Las Vegas)

- Signed on July 2 ... DNP on July 2 ... Averaged 9.0 rpg. in 8 starts

2019 (New York)

- Did Not Play (personal reasons)

2017 (New York)

- Led the team in blocked shots and ranked second in rebounding

2016 (New York)

- Missed the final 7 games of the regular season with a hip injury ... Set a WNBA record for highest rebound aveage by a player who didn't start a game

Collegiate Honors & Notes (Connecticut)

- Set a UConn single-season blocked shots record (147) as a senior and capped her career ranked No. 3 among all-time UConn blocks leaders (325).

Personal

- Father Greg was an All-American basketball player at Iowa who played for the Philadelphia 76ers and won gold with the 1983 USA Pan American Games Team ... Majored in psychology

Go to Kiah Stokes' complete bio online

- Online bio includes items such as expanded WNBA statistics, more notes, college, international and USA Basketball statistics, and more!

Record Without

Year	Games Missed	Record With	Record Without
2015	0	23-11	0- 0
2016	7	19- 8	2- 5
2017	0	22-12	0- 0
2018	4	6-24	1- 3
2019	34	0- 0	10-24
2020	0	2-20	0- 0
2021	9	14-10	6- 3
2022	5	22- 9	4- 1
2023	0	34- 6	0- 0
Totals	59	142-100	23-36

Season Highs

	PTS	REBS	ASTS	STLS	BLKS	MIN	FG	FGA	3G	3GA	FT	FTA
2015	13	11	4	4	8	35:33	6	8	0	1	5	6
2016	12	14	2	2	4	37:46	6	8	0	0	5	8
2017	23	17	4	2	3	30:47	6	10	0	1	11	12
2018	12	15	3	2	3	33:38	5	7	0	0	2	4
2020	15	12	4	2	3	36:29	6	12	5	8	2	2
2021	5	13	7	2	3	34:53	2	3	1	2	2	2
2022	9	10	3	2	3	28:45	4	5	1	3	2	4
2023	7	17	2	3	4	31:21	3	6	1	3	2	2

PLAYER PROFILES



WNBA Rankings

	PPG	RPG	APG	SPG	BPG	MPG	FG%	3G%	FT%
2015	---	12th	---	---	4th	---	---	---	---
2016	---	7th	---	---	6th	---	---	---	---
2017	---	17th	---	---	11th	---	---	---	---
2018	---	---	---	---	18th	---	---	---	---
2020	---	16th	---	---	9th	---	---	---	---
2021	---	22nd	---	---	---	---	---	---	---
2022	---	---	---	---	18th	---	---	---	---
2023	---	21st	---	---	16th	---	---	---	---

Milestones Reached

Mark	Opponent	Date	Gm. #
1st Pt	@ Los Angeles	May 21, 2015	1
1000th Reb	Chicago	Sept. 2, 2021	166

Upcoming Milestones

Mark	Category	Current
1,000	Points	958
1500	Rebounds	1415
300	Blocked Shots	269

	Rebs	Asts	Dbl-Dbl		Scoring		
Year	10+	10+	Pt-Reb	Year	10+	20+	
2015	7	0	3	2015	5	0	
2016	6	0	0	2016	5	0	
2017	8	0	4	2017	5	1	
2018	5	0	1	2018	2	0	
2020	2	0	0	2020	5	0	
2021	5	0	0	2021	0	0	
2022	1	0	0	2022	0	0	
2023	4	0	0	2023	0	0	
Totals	38	0	8	Totals	22	1	

2023 REGULAR SEASON HIGHS

PTS	7	3x, last @ Los Angeles	July 12
REBS	17	@ Chicago	July 25
ASTS	2	5x, last @ Chicago	July 22
STLS	3	2x, last vs. Seattle	Sept. 2
BLKS	4	2x, last vs. Minnesota	June 18
MINS	31:21	@ Chicago	July 25

CAREER REGULAR SEASON HIGHS

PTS	23	Phoenix	June 4, 2017
REBS	17	2x, last @ Chicago	July 25, 2023
ASTS	7	@ Chicago	Sept. 17, 2021
STLS	4	Atlanta	Sept. 1, 2015
BLKS	8	Connecticut	July 16, 2015
MINS	38	Atlanta	June 22, 2016

CAREER PLAYOFF HIGHS

PTS	21	Indiana	Sept. 23, 2015
REBS	15	Chicago	Sept. 13, 2023
ASTS	3	New York	Oct. 8, 2023
STLS	3	Dallas	Sept. 24, 2023
BLKS	3	2x, last vs Phoenix	Aug. 17, 2022
MINS	35:04	Dallas	Sept. 26, 2023

Career Regular Season Statistics

Year	Tm	G	GS	MP	FG	FGA	FG%	3P	3PA	3P%	2P	2PA	2P%	eFG%	FT	FTA	FT%	OR	DR	REB	RPG	A	S	B	TO	PF	PTS	PPG
2015	NYL	34	6	862	82	150	.547	0	2	.000	82	148	.554	.547	33	48	.688	60	159	219	6.4	26	24	67	37	76	197	5.8
2016	NYL	27	0	650	75	117	.641	0	0	----	75	117	.641	.641	37	59	.627	63	138	201	7.5	20	18	38	30	77	187	6.9
2017	NYL	34	12	666	60	113	.531	0	1	.000	60	112	.536	.531	43	54	.796	77	137	214	6.3	30	12	39	40	94	163	4.8
2018	NYL	30	4	427	42	77	.545	0	0	----	42	77	.545	.545	8	15	.533	43	91	134	4.5	12	11	19	21	56	92	3.1
2020	NYL	22	22	601	51	137	.372	20	85	.235	31	52	.596	.445	4	7	.571	28	119	147	6.7	26	11	26	28	45	126	5.7
2021	NYL	9	0	135	6	11	.545	1	2	.500	5	9	.556	.591	2	2	1.000	8	30	38	4.2	5	4	6	6	14	15	1.7
2021	LVA	15	8	308	10	17	.588	0	0	----	10	17	.588	.588	2	4	.500	27	65	92	6.1	15	6	10	7	19	22	1.5
2021	TOT	24	8	443	16	28	.571	1	2	.500	15	26	.577	.589	4	6	.667	35	95	130	5.4	20	10	16	13	33	37	1.5
2022	LVA	31	4	475	26	61	.426	5	24	.208	21	37	.568	.467	13	16	.813	29	107	136	4.4	20	14	25	18	39	70	2.3
2023	LVA	40	22	792	36	83	.434	5	27	.185	31	56	.554	.464	9	18	.500	45	189	234	5.9	23	26	39	17	70	86	2.2
Career		242	78	4916	388	766	.507	31	141	.220	357	625	.571	.527	151	223	.677	380	1035	1415	5.8	177	126	269	205	490	958	4.0

Career Playoff Statistics

Year	Tm	G	GS	MP	FG	FGA	FG%	3P	3PA	3P%	2P	2PA	2P%	eFG%	FT	FTA	FT%	OR	DR	REB	RPG	A	S	B	TO	PF	PTS	PPG
2015	NYL	6	0	157	17	36	.472	0	0	----	17	36	.472	.472	6	7	.857	18	31	49	8.2	0	5	8	7	9	40	6.7
2016	NYL	1	0	10	1	3	.333	0	0	----	1	3	.333	.333	1	2	.500	0	2	2	2.0	0	1	0	1	2	3	3.0
2017	NYL	1	0	16	1	3	.333	0	0	----	1	3	.333	.333	0	0	----	0	3	3	3.0	0	0	1	0	2	2	2.0
2021	LVA	5	2	71	2	5	.400	0	0	----	2	5	.400	.400	1	2	.500	4	9	13	2.6	5	2	3	2	7	5	1.0
2022	LVA	10	10	259	17	35	.486	1	5	.200	16	30	.533	.500	2	2	1.000	16	56	72	7.2	4	6	8	8	26	37	3.7
2023	LVA	7	7	191	9	16	.563	2	4	.500	7	12	.583	.625	2	2	1.000	12	42	54	7.7	9	7	2	4	12	22	3.1
Career		30	19	704	47	98	.480	3	9	.333	44	89	.494	.495	12	15	.800	50	143	193	6.4	18	21	22	22	58	109	3.6



A'JA WILSON

#22

Center/Forward 6-4 South Carolina '18

6th Year

WNBA Career

- 2022 WNBA Champion
- 2022 & 2020 WNBA M'VP
- 2023 & 2022 WNBA Defensive Player of the Year
- 2022 & 2020 All-WNBA First Team
- 2021 All-WNBA Second Team
- 2023 & 2022 WNBA All-Defensive First Team
- 2020 WNBA All-Defensive Second Team
- 2023, 2022, 2021, 2019 & 2018 WNBA All-Star
- 2023, 2022 & 2019 All-Star Team Captain
- 2023 & 2022 WNBA All-Star Leading Vote-Getter
- 2018 WNBA Rookie of the Year (unanimous)
- 2018 WNBA All-Rookie Team
- 7-time Western Conference Player of the Month (June, July and August 2023; May and July 2022; June 2021; August and September 2020)
- 16-time Western Conference Player of the Week (5 times in 2023, 5 times in 2022, 2 times each in 2019 and 2020, 1 time each in 2018 and 2021)

International Career (USA)

- 2020 Olympic gold medalist (5x5)
- 2022, 2018 FIBA World Cup gold medalist (5x5) & 2022 FIBA World Cup M'VP.
- 2013 & 2015 FIBA U19 World Cup gold medalist & 2015 FIBA U19 M'VP (5x5)
- 2014 FIBA Americas U18 gold medalist (5x5)

Collegiate Career

- 2017 NCAA Champion
- 2017 Final Four Most Outstanding Player
- 2018 National Player of the Year (consensus)
- 4-time All-American
- 2-time SEC Defensive Player of the Year

2023 (Las Vegas)

- WNBA and Associated Press Defensive Player of the Year and WNBA All-Defensive First Team ... WNBA All-Star leading vote-getter...3-time Western Conference Player of the Month...5-time Western Conference Player of the Week...Scored 30 or more points 8 times, 6 in the regular season and 2 in the playoffs... Tied a then-franchise scoring record with 40 points vs. the Mystics on Aug. 11; rewrote the record with a WNBA record-tying 53 points on Aug. 22 at Atlanta...Scored 30 or more points in 5 of her last 6 games, including a franchise playoff-high 38 points against Chicago on Sept. 17 and 34 points against Dallas on Sept. 24.

2022 (Las Vegas)

- Named WNBA MVP for 2nd time (7th player with multiple MVPs).

2020 (Las Vegas)

- Named WNBA MVP (5th youngest in history)

2018 (Las Vegas)

- Scored the second most points by a rookie (35) in franchise history at Indiana on June 12

Personal

- Enjoys eating Chipotle and Chik-fil-A ... Father, Roscoe, played professional basketball internationally for 10 years ... Is dyslexic ... Is a member of the WNBA and WNBPA Social Justice Council ... First WNBA player to partner with Mountain Dew

Go to A'ja Wilson's complete bio online

- Online bio includes items such as expanded WNBA statistics, more notes, college, international and USA Basketball statistics, and more!

Record Without

Year	Games Missed	Record With	Record Without
2018	0	14-19	0-0
2019	8	15-11	6-2
2020	0	18- 4	0-0
2021	0	24- 8	0-0
2022	0	26-10	0-0
2023	0	34- 6	0-0
Totals	8	131-58	6-2

PLAYER PROFILES



Season Highs

	Pts	Rebs	Asts	Stls	Blks	Min	FG	FGA	3G	3GA	FT	FTA
2018	35	16	8	3	7	39:32	16	24	0	0	14	18
2019	39	12	5	3	7	40:52	14	20	0	1	11	14
2020	31	16	4	4	5	38:52	11	21	0	0	12	12
2021	30	15	8	4	3	43:18	10	24	1	1	12	12
2022	35	16	5	4	5	37:56	13	24	3	5	13	15
2023	53	15	5	5	6	36:27	17	25	1	3	20	21

WNBA Rankings

	PPG	RPG	APG	SPG	BPG	MPG	FG%	3G%	FT%
2018	3rd	6th	---	---	6th	16th	24th	---	---
2019	7th	17th	---	---	4th	---	---	---	---
2020	2nd	6th	---	24th	1st	10th	21st	---	---
2021	6th	8th	21st	---	11th	10th	21st	---	10th
2022	5th	2nd	---	12th	1st	19th	12th	16th	---
2023	3rd	2nd	---	10th	1st	23rd	3rd	---	30th

Milestones Reached

Mark	Opponent	Date	Gm. #
1st Pt	@ Connecticut	May 20, 2018	1
1,000th Pt	Phoenix	Aug. 20, 2019	53
2,000th Pt	Washington	Aug. 17, 2021	104
3,000th Pt	@ Connecticut	June 8, 2023	157
1,000th Reb	@ Chicago	May 28, 2022	122
200th St	Phoenix	Sept. 10, 2023	189

Upcoming Milestones

Mark	Category	Current
4,000	Points	3,761
2,000	Rebounds	1,637
400	Assists	403
400	Blocked Shots	343
200	Steals	203

	Reb	Asts	Double-Doubles		Scoring					
Year	10+	10+	Pt/Reb	Pt/Ast	Year	10+	20+	30+	40+	50+
2018	10	0	10	0	2018	33	18	3	0	0
2019	3	0	3	0	2019	23	7	1	0	0
2020	7	0	7	0	2020	22	15	1	0	0
2021	17	0	17	0	2021	30	14	1	0	0
2022	17	0	17	0	2022	34	20	1	0	0
2023	23	0	22	0	2023	37	28	6	2	1
Totals	77	0	76	0	Totals	179	102	13	2	1

2023 REGULAR SEASON HIGHS

PTS	53	@ Atlanta	August 22
REBS	15	@ Seattle	July 20
ASTS	5	Connecticut	July 1
STLS	5	2x, last vs Phoenix	Sept. 10
BLKS	6	Dallas	July 30
MINS	36:27	Dallas	July 30

CAREER SEASON HIGHS

PTS	53	@ Atlanta	Aug. 22, 2023
REBS	16	4x, Last vs. Seattle	June 29, 2022
ASTS	8	2x, last @ Dallas	July 11, 2021
STLS	4	4x, Last vs. Chicago	Aug. 11, 2022
BLKS	7	2x, last @ Atlanta	Sept. 5, 2019
MINS	43	@ Minnesota	June 25, 2021

CAREER PLAYOFF HIGHS

PTS	38	Chicago	Sept. 17, 2023
REBS	16	Chicago	Sept. 17, 2023
ASTS	7	Phoenix	Sept. 30, 2021
STLS	3	3x, last vs Chicago	Sept. 17, 2023
BLKS	7	Connecticut	Sept. 22, 2020
MINS	45	@ Sueattle (OT)	Sept. 4, 2022

Career Regular Season Statistics

Year	Tm	G	GS	MP	FG	FGA	FG%	3P	3PA	3P%	2P	2PA	2P%	eFG%	FT	FTA	FT%	OR	DR	REB	RPG	A	S	B	TO	PF	PTS	PPG
2018 *	LVA	33	33	1010	245	530	.462	0	0	----	245	530	.462	.462	192	248	.774	66	198	264	8.0	74	27	55	46	68	682	20.7
2019 *	LVA	26	25	739	158	330	.479	0	1	.000	158	329	.480	.479	114	144	.792	42	125	167	6.4	47	13	45	56	52	430	16.5
2020	LVA	22	22	697	166	346	.480	0	0	----	166	346	.480	.480	118	151	.781	34	154	188	8.5	45	27	44	35	49	450	20.5
2021 *	LVA	32	32	1021	207	466	.444	1	1	1.000	206	465	.443	.445	169	193	.876	63	235	298	9.3	98	28	40	46	49	584	18.3
2022 *	LVA	36	36	1080	260	519	.501	31	83	.373	229	436	.525	.531	152	187	.813	66	273	339	9.4	75	52	70	61	76	703	19.5
2023 *	LVA	40	40	1228	335	601	.557	9	29	.310	326	572	.570	.565	233	287	.812	82	298	380	9.5	64	55	89	62	85	912	22.8
Career		189	188	5776	1371	2792	.491	41	114	.360	1330	2678	.497	.498	978	1210	.808	354	1283	1637	8.7	403	203	343	307	379	3761	19.9

Career Playoff Statistics

Year	Tm	G	GS	MP	FG	FGA	FG%	3P	3PA	3P%	2P	2PA	2P%	eFG%	FT	FTA	FT%	OR	DR	REB	RPG	A	S	B	TO	PF	PTS	PPG
2019	LVA	5	5	168	24	55	.436	0	0	----	24	55	.436	.436	19	20	.950	11	28	39	7.8	8	3	10	8	5	67	13.4
2020	LVA	8	8	283	62	131	.473	0	0	----	62	131	.473	.473	42	49	.857	17	54	71	8.9	19	8	18	16	14	166	20.8
2021	LVA	5	5	161	27	62	.435	0	0	----	27	62	.435	.435	17	26	.654	6	40	46	9.2	16	5	5	11	8	71	14.2
2022	LVA	10	10	372	74	134	.552	2	14	.143	72	120	.600	.560	53	67	.791	15	89	104	10.4	20	10	24	13	21	203	20.3
2023	LVA	7	7	226	67	111	.604	1	2	.500	66	109	.606	.608	39	46	.848	25	54	79	9.5	10	11	20	14	15	174	22.8
Career		35	35	1210	254	493	.515	3	16	.188	251	477	.526	.518	170	208	.817	74	265	339	8.7	73	37	77	62	63	681	19.9



JACKIE YOUNG

#0

Guard

5-11

Notre Dame '19

5th Year

WNBA Career

- 2022 WNBA Championship
- 2022 WNBA Most Improved Player Award Winner
- 2023 & 2022 WNBA All-Star
- 1-time Western Conference Player of the Week

International Career (USA)

- 2020 Olympic gold medalist (3x3)

Collegiate Career

- 2019 NCAA Champion
- 2019 ACC Tournament MVP

High School Career

- 2016 Naismith Player of the Year
- 2016 Indiana's Miss Basketball

2023 (Las Vegas)

- All-Star Game starter...Named AP All-League Second Team ... Scored a career-high 30 points (12-18 FGs, 4-7 3pt FGs, 2-4 FTs) at Los Angeles on May 25...Scored 20 or more points in 15 games... Had 1 double-double with 24 points and 10 rebounds vs Chicago on Aug. 24...

2022 (Las Vegas)

- Named Western Conference Player of the Week for May 16-22 ... Injured her ankle early in the 4th Q vs. CT on 6/2 ... DNP 6/5 and 6/11 (right ankle sprain) ... Named to her first All-Star Team as a starter (2nd leading vote-getter among guards)

Go to Jackie Young's complete bio online

- Online bio includes items such as expanded WNBA statistics, more notes, college, international and USA Basketball statistics, and more!

Team Record Without

Year	Games Missed	Record With	Record Without
2019	0	21-13	0-0
2020	0	18- 4	0-0
2021	0	24- 8	0-0
2022	2	24-10	2-0
2023	0	34- 6	0-0
Totals	2	121-41	2-0

PLAYER PROFILES



Season Highs

	PTS	REBS	ASTS	STLS	BLKS	MIN	FG	FGA	3G	3GA	FT	FTA
2019	17	10	10	3	2	35:08	5	14	2	3	9	12
2020	20	7	9	4	1	32:42	8	15	1	2	5	6
2021	29	11	6	4	2	40:27	14	19	1	3	10	10
2022	26	9	9	3	2	41:21	9	19	4	7	8	8
2023	30	10	8	4	1	37:31	12	21	5	9	8	9

WNBA Rankings

	PPG	RPG	APG	SPG	BPG	MPG	FG%	3G%	FT%
2019	---	---	---	---	---	---	---	---	---
2020	---	---	23rd	---	---	---	16th	---	---
2021	25th	---	18th	23rd	---	11th	11th	---	21st
2022	12th	---	14th	13th	---	3rd	22nd	3rd	13th
2023	11th	---	15th	14th	---	18th	7th	2nd	16th

Milestones

Mark	Opponent	Date	Gm. #
1st Pt	Los Angeles	May 26, 2019	1
1,000th Pt	Los Angeles	May 23, 2022	96
2,000th Pt	Chicago	Aug. 24, 2023	156
500th Ast	New York	June 29, 2023	137
600th Ast	Phoenix	Sept. 8, 2023	161
600th Reb	Atlanta	Aug. 13, 2023	152

Upcoming Milestones

Mark	Category	Current
2,000	Points	2102
600	Rebounds	644
600	Assists	606
200	Steals	177

	Reb	Asts	Double Doubles			Scoring			
Year	10+	10+	Pt/Reb	Pt/Ast	Reb-Ast	Year	10+	20+	30+
2019	1	1	0	0	1	2019	7	0	0
2020	0	0	0	0	0	2020	12	2	0
2021	2	0	2	0	0	2021	21	4	0
2022	0	0	0	0	0	2022	30	11	0
2023	1	0	1	0	0	2023	37	15	1
Totals	4	1	3	0	1	Totals	107	32	1

2023 REGULAR SEASON HIGHS

PTS	30	@ Los Angeles	May 25
REBS	10	@ Chicago	Aug. 24
ASTS	8	2x, last @ Minnesota	July 9
STLS	4	3x, last vs Los Angeles	Aug. 19
BLKS	1	5x, last vs. Seattle	Sept. 2
MINS	37:31	@ Chicago	July 25

CAREER REGULAR SEASON HIGHS

PTS	30	@ Los Angeles	May 25, 2023
REBS	11	@ Seattle	May 18, 2021
ASTS	10	2x, last vs. Phoenix	Aug. 20, 2019
STLS	4	4x, last vs. Atlanta	Aug. 1, 2023
BLKS	2	4x, last vs. Chicago	May 28, 2022
MINS	41	Washington	June 25, 2022

CAREER PLAYOFF HIGHS

PTS	26	New York	Oct. 8, 2023
REBS	9	Dallas	Sept. 26, 2023
ASTS	8	@ Connecticut	Sept. 18, 2022
STLS	3	4x, last vs New York	Oct. 8, 2023
BLKS	2	Phoenix	Sept. 28, 2021
MINS	38:20	2x, last @ Sueattle	Sept. 4, 2022

Career Regular Season Statistics

Year	Tm	G	GS	MP	FG	FGA	FG%	3P	3PA	3P%	2P	2PA	2P%	eFG%	FT	FTA	FT%	OR	DR	REB	RPG	A	S	B	TO	PF	PTS	PPG
2019	LVA	34	34	767	76	236	.322	14	44	.318	62	192	.323	.352	59	73	.808	23	88	111	3.3	153	26	12	53	47	225	6.6
2020	LVA	22	0	568	93	189	.492	3	13	.231	90	176	.511	.500	52	61	.852	18	77	95	4.3	67	15	2	35	39	241	11.0
2021	LVA	32	32	1018	155	307	.505	5	20	.250	150	287	.523	.513	75	90	.833	21	110	131	4.1	103	36	11	47	58	390	12.2
2022 *	LVA	34	34	1129	191	401	.476	50	116	.431	141	285	.495	.539	110	128	.859	43	105	148	4.4	132	48	8	43	81	542	15.9
2023 *	LVA	40	40	1259	249	476	.523	89	198	.449	160	278	.576	.617	117	135	.867	26	134	160	4.0	151	52	5	70	80	704	17.6
Career		162	140	4739	764	1608	.475	161	391	.412	603	1217	.495	.525	413	487	.848	130	514	644	4.0	606	177	38	248	305	2102	13.0

Career Playoff Statistics

Year	Tm	G	GS	MP	FG	FGA	FG%	3P	3PA	3P%	2P	2PA	2P%	eFG%	FT	FTA	FT%	OR	DR	REB	RPG	A	S	B	TO	PF	PTS	PPG
2019	LVA	5	5	62	9	22	.409	4	5	.800	5	17	.294	.500	7	8	.875	3	6	9	1.8	13	0	0	6	3	29	5.8
2020	LVA	8	0	163	21	68	.309	1	6	.167	20	62	.323	.316	19	21	.905	3	21	24	3.0	22	2	1	19	18	62	7.8
2021	LVA	5	5	130	11	33	.333	0	1	.000	11	32	.344	.333	6	6	1.000	9	7	16	3.2	11	5	2	3	12	28	5.6
2022	LVA	10	10	345	41	95	.432	18	38	.474	23	57	.404	.526	25	27	.926	2	39	41	4.1	30	8	1	16	29	125	12.5
2023	LVA	7	7	237	40	94	.426	20	44	.455	20	50	.400	.532	26	29	.897	3	42	45	6.4	33	12	1	8	19	126	18.0
Career		35	27	937	122	312	.391	43	94	.457	79	218	.362	.460	83	91	.912	20	115	135	3.9	109	27	5	52	81	370	10.6



ACES GAME-BY-GAME STATS

PLAYOFFS

GAME	W/L	MIN	PTS	FGM	FGA	FG%	3PM	3PA	3P%	FTM	FTA	FT%	ORB	DRB	REB	AT	TO	ST	BK	PF	+/-
10/11 - LVA vs. NYL	W	40	104	37	70	52.9	13	29	44.8	17	17	100.0	8	32	40	31	11	7	1	18	30
10/8 - LVA vs. NYL	W	40	99	35	64	54.7	9	22	40.9	20	23	87.0	4	30	34	21	11	7	5	16	17
9/29 - LVA @ DAL	W	40	64	24	59	40.7	6	19	31.6	10	14	71.4	5	34	39	16	20	6	4	12	3
9/26 - LVA vs. DAL	W	40	91	30	65	46.2	9	24	37.5	22	25	88.0	8	31	39	17	12	5	6	16	7
9/24 - LVA vs. DAL	W	40	97	37	69	53.6	10	23	43.5	13	13	100.0	10	26	36	18	16	9	7	13	14
9/17 - LVA vs. CHI	W	40	92	32	77	41.6	7	21	33.3	21	23	91.3	15	31	46	20	10	12	4	14	22
9/13 - LVA vs. CHI	W	40	87	32	74	43.2	7	22	31.8	16	17	94.1	5	34	39	20	8	10	7	8	28

REGULAR SEASON

GAME	W/L	MIN	PTS	FGM	FGA	FG%	3PM	3PA	3P%	FTM	FTA	FT%	ORB	DRB	REB	AT	TO	ST	BK	PF	+/-
9/10 - LVA vs. PHO	W	40	100	37	70	52.9	14	33	42.4	12	16	75.0	10	22	32	22	9	12	3	11	15
9/08 - LVA @ PHO	W	40	94	38	70	54.3	6	25	24.0	12	14	85.7	3	35	38	25	10	8	6	15	21
9/02 - LVA vs. SEA	W	40	103	35	75	46.7	10	30	33.3	23	25	92.0	9	29	38	26	8	10	3	15	26
8/31 - LVA vs. WAS	W	40	84	29	62	46.8	10	28	35.7	16	19	84.2	4	29	33	19	12	7	5	17	9
8/28 - LVA @ NYL	L	40	85	31	69	44.9	9	23	39.1	14	20	70.0	5	26	31	21	11	5	6	23	-9
8/26 - LVA @ WAS	L	40	62	20	65	30.8	6	29	20.7	16	21	76.2	6	34	40	14	19	6	3	13	-16
8/24 - LVA @ CHI	W	40	94	34	71	47.9	8	24	33.3	18	18	100	6	28	34	21	14	6	5	15	7
8/22 - LVA @ ATL	W	40	112	35	69	50.7	8	19	42.1	34	36	94.4	5	29	34	25	9	4	7	22	12
8/19 - LVA vs. LAS	L	40	72	27	75	36.0	8	32	25.0	10	11	90.9	13	19	32	17	15	12	2	19	-6
8/17 - LVA vs. NYL	W	40	88	32	72	44.4	9	25	36.0	15	16	93.8	7	28	35	21	8	9	1	20	13
8/13 - LVA vs. ATL	W	40	86	32	77	41.6	7	23	30.4	15	19	78.9	8	30	38	16	9	13	6	19	21
8/11 - LVA vs. WAS	W	40	113	42	77	54.5	14	28	50.0	15	16	93.8	3	31	34	29	7	9	1	10	24
8/08 - LVA @ DAL	W	40	104	37	74	50.0	16	32	50.0	14	16	87.5	11	34	45	27	13	4	2	21	20
8/06 - LVA @ NYL	L	40	61	23	70	32.9	6	23	26.1	9	10	90.0	2	22	24	14	10	7	4	9	-38
8/01 - LVA vs. ATL	W	40	93	34	65	52.3	11	23	47.8	14	17	82.4	3	32	35	17	14	12	5	20	21
7/30 - LVA vs. DAL	W	40	104	32	64	50.0	13	25	52.0	27	28	96.4	3	27	30	17	8	5	7	18	13
7/25 - LVA @ CHI	W	40	107	38	76	50.0	7	22	31.8	24	27	88.9	9	26	35	24	5	7	6	13	12
7/22 - LVA @ MIN	W	40	98	36	69	52.2	8	26	30.8	18	24	75.0	4	30	34	25	14	8	1	12	17
7/20 - LVA @ SEA	W	40	79	29	66	43.9	7	18	38.9	14	19	73.7	7	33	40	19	14	16	4	19	16
7/12 - LVA @ LAS	W	40	97	37	68	54.4	9	22	40.9	14	16	87.5	5	29	34	20	15	12	5	14	19
7/11 - LVA vs. PHO	W	40	98	36	72	50.0	9	25	36.0	17	22	77.3	3	32	35	24	4	3	3	15	26
7/09 - LVA @ MIN	W	40	113	43	72	59.7	17	39	43.6	10	14	71.4	7	27	34	31	12	9	11	11	24
7/07 - LVA @ DAL	L	40	78	27	60	45.0	10	26	38.5	14	17	82.4	5	20	25	14	18	7	4	14	-2
7/05 - LVA vs. DAL	W	40	89	30	65	46.2	9	20	45.0	20	24	83.3	7	32	39	17	13	1	4	12	7
7/01 - LVA vs. CON	W	40	102	36	72	50.0	7	23	30.4	23	26	88.5	11	31	42	25	13	8	5	22	18
6/29 - LVA vs. NYL	W	40	98	40	69	58.0	9	21	42.9	9	10	90.0	4	23	27	32	8	10	1	15	17
6/26 - LVA vs. IND	W	40	88	27	66	40.9	7	24	29.2	27	28	96.4	10	29	39	15	16	4	6	20	8
6/24 - LVA vs. IND	W	40	101	34	64	53.1	11	23	47.8	22	27	81.5	5	26	31	27	13	6	7	14	13
6/21 - LVA @ PHO	W	40	99	36	65	55.4	11	23	47.8	16	23	69.6	8	24	32	29	10	4	3	16	20
6/18 - LVA vs. MIN	W	40	93	35	74	47.3	10	30	33.3	13	15	86.7	7	32	39	18	6	7	9	13	31
6/15 - LVA vs. SEA	W	40	96	39	70	55.7	12	26	46.2	6	8	75.0	4	33	37	25	13	10	3	14	33
6/11 - LVA vs. CHI	W	40	93	38	65	58.5	6	16	37.5	11	13	84.6	7	26	33	21	16	10	3	18	13
6/08 - LVA @ CON	L	40	77	28	60	46.7	9	21	42.9	12	17	70.6	5	21	26	18	18	8	5	18	-17
6/06 - LVA @ CON	W	40	90	32	63	50.8	4	15	26.7	22	26	84.6	5	26	31	25	14	9	6	17	6
6/04 - LVA @ IND	W	40	84	32	72	44.4	4	21	19.0	16	22	72.7	6	29	35	21	5	6	6	15	4
6/02 - LVA @ ATL	W	40	92	33	70	47.1	6	21	28.6	20	25	80.0	5	26	31	17	12	9	4	13	5
5/28 - LVA vs. MIN	W	40	94	32	72	44.4	14	39	35.9	16	17	94.1	4	32	36	25	10	9	7	20	21
5/27 - LVA vs. LAS	W	40	93	37	80	46.3	9	32	28.1	10	12	83.3	9	29	38	25	11	16	8	16	28
5/25 - LVA @ LAS	W	40	94	31	59	52.5	10	23	43.5	22	28	78.6	5	32	37	18	20	8	6	16	9
5/20 - LVA @ SEA	W	40	105	40	73	54.8	11	18	61.1	14	17	82.4	6	44	50	22	14	6	8	14	41



LAS VEGAS ACES (34-6)

PLAYER	GP-GS	MIN	FGM-FGA	FG%	3-POINT			FTM-FTA	FT%	----- REBOUNDS -----				AST	PF-DQ	STL	TO	BLK	PTS/AVG
					FGM-FGA	FG%	FTM-FTA			OFF	DEF	TOT/AVG							
Wilson, A	40-40	1227:44	335 - 601	55.7	9-29	31.0	233 - 287	81.2	82	298	380/9.5	64	85-0	56	62	89		912/22.8	
Plum, K	39-39	1264:48	249 - 524	47.5	95-244	38.9	135 - 148	91.2	9	86	95/2.4	177	94-1	43	82	0		728/18.7	
Young, J	40-40	1258:43	249 - 476	52.3	89-198	44.9	117 - 135	86.7	26	134	160/4.0	151	80-0	52	70	5		704/17.6	
Gray, C	40-40	1287:45	225 - 459	49.0	64-152	42.1	96 - 107	89.7	12	146	158/4.0	291	73-0	57	101	25		610/15.3	
Parker, C	18-18	425:26	60 - 129	46.5	17-51	33.3	25 - 28	89.3	16	81	97/5.4	67	35-0	27	31	16		162/9.0	
Clark, A	39-1	876:03	91 - 205	44.4	51-132	38.6	27 - 33	81.8	21	112	133/3.4	42	85-0	24	28	6		260/6.7	
Bell, K	36-0	423:38	53 - 153	34.6	20-82	24.4	6 - 10	60.0	14	42	56/1.6	18	47-0	15	14	5		132/3.7	
George, C	32-0	273:30	30 - 104	28.8	15-64	23.4	0 - 3	0.0	15	43	58/1.8	13	36-0	10	27	5		75/2.3	
Stokes, K	40-22	791:38	36 - 83	43.4	5-27	18.5	9 - 18	50.0	45	189	234/5.9	23	70-0	26	17	39		86/2.2	
Colson, S	28-0	134:52	12 - 27	44.4	6-16	37.5	5 - 6	83.3	4	8	12/0.4	22	24-0	9	6	1		35/1.3	
Coates, A	10-0	29:46	4 - 5	80.0	0-0	0.0	1 - 4	25.0	2	8	10/1.0	0	9-1	2	7	0		9/0.9	
Joens, A	2-0	06:19	0 - 1	0.0	0-1	0.0	0 - 0	0.0	0	0	0/0.0	0	0-0	0	0	0		0/0.0	
ACES	40	8000	1344 - 2767	48.6	371-996	37.2	654 - 779	84.0	246	1147	1660/41.5	868	638-2	321	470	191		3713/92.8	
OPPONENTS	40	8000	1210 - 2841	42.6	306-893	34.3	485 - 627	77.4	320	1053	1661/41.5	780	695-0	252	555	115		3211/80.3	

	---- SINGLE GAME HIGHS ----							---- AVERAGE PER GAME ----							---- AVERAGE PER 48 MIN ----						
PLAYER	MIN	REB	AST	STL	TO	BLK	PTS	MIN	REB	AST	STL	TO	BLK	PTS	REB	AST	STL	TO	BLK	PTS	
Wilson, A	36:27	15	5	5	5	6	53	30.7	9.5	1.6	1.40	1.6	2.23	22.8	12.4	2.1	1.82	2.0	2.90	29.7	
Plum, K	38:21	6	10	5	4	0	40	32.4	2.4	4.5	1.10	2.1	0.00	18.7	3.0	5.6	1.36	2.6	0.00	23.0	
Young, J	37:32	10	8	4	5	1	30	31.5	4.0	3.8	1.30	1.8	0.13	17.6	5.1	4.8	1.65	2.2	0.16	22.4	
Gray, C	37:23	11	12	4	6	3	27	32.2	4.0	7.3	1.43	2.5	0.63	15.3	4.9	9.0	1.77	3.1	0.78	18.9	
Parker, C	26:29	12	8	5	5	3	15	23.6	5.4	3.7	1.50	1.7	0.89	9.0	9.1	6.3	2.54	2.9	1.50	15.2	
Clark, A	35:08	8	4	2	4	1	16	22.5	3.4	1.1	0.62	0.7	0.15	6.7	6.1	1.9	1.10	1.3	0.27	11.9	
Bell, K	19:24	5	2	2	2	2	15	11.8	1.6	0.5	0.42	0.4	0.14	3.7	5.3	1.7	1.42	1.3	0.47	12.5	
George, C	20:56	5	2	3	4	2	11	8.5	1.8	0.4	0.31	0.8	0.16	2.3	8.5	1.9	1.46	3.9	0.73	11.0	
Stokes, K	31:21	17	2	3	2	4	7	19.8	5.9	0.6	0.65	0.4	0.98	2.2	11.8	1.2	1.31	0.9	1.97	4.3	
Colson, S	12:08	4	3	2	2	1	6	4.8	0.4	0.8	0.32	0.2	0.04	1.3	3.6	6.5	2.67	1.8	0.30	10.4	
Coates, A	07:09	3	0	1	4	0	3	3.0	1.0	0.0	0.20	0.7	0.00	0.9	13.4	0.0	2.69	9.4	0.00	12.1	
Joens, A	03:34	0	0	0	0	0	0	3.2	0.0	0.0	0.00	0.0	0.00	0.0	0.0	0.0	0.00	0.0	0.00	0.0	

NEW YORK LIBERTY (32-8)

PLAYER	GP-GS	MIN	FGM-FGA	FG%	3-POINT		FTM-FTA	FT%	----- REBOUNDS -----				AST	PF-DQ	STL	TO	BLK	PTS/AVG
					FGM-FGA	FG%			OFF	DEF	TOT/AVG							
Stewart, B	40-40	1365:12	316 - 680	46.5	82-231	35.5	205 - 241	85.1	64	307	371/9.3	150	75-0	58	58	63		919/23.0
Ionescu, S	36-36	1133:47	195 - 461	42.3	128-286	44.8	95 - 109	87.2	29	171	200/5.6	193	61-0	37	94	10		613/17.0
Laney, B	40-40	1201:10	200 - 401	49.9	60-153	39.2	53 - 67	79.1	30	100	130/3.3	97	86-0	34	75	4		513/12.8
Jones, J	40-40	1001:14	176 - 334	52.7	32-91	35.2	69 - 80	86.3	103	233	336/8.4	73	113-0	23	83	51		453/11.3
Vandersloot, C	39-39	1186:39	161 - 364	44.2	37-126	29.4	51 - 67	76.1	19	117	136/3.5	314	78-1	51	104	23		410/10.5
Johannès, M	35-5	661:34	89 - 215	41.4	56-152	36.8	15 - 20	75.0	8	42	50/1.4	58	55-0	23	47	2		249/7.1
Thornton, K	40-0	693:18	65 - 150	43.3	25-80	31.3	23 - 30	76.7	48	93	141/3.5	27	66-0	28	20	10		178/4.5
Dolson, S	23-0	272:38	35 - 68	51.5	12-26	46.2	11 - 14	78.6	13	32	45/2.0	27	41-0	1	21	6		93/4.0
Sabally, N	33-0	260:18	25 - 59	42.4	2-9	22.2	24 - 32	75.0	19	51	70/2.1	7	38-1	4	18	7		76/2.3
Prince, E	10-0	71:16	6 - 15	40.0	3-10	30.0	3 - 3	100	1	5	6/0.6	8	6-0	2	7	1		18/1.8
Han, X	8-0	35:34	6 - 20	30.0	0-7	0.0	0 - 0	0.0	3	4	7/0.9	0	2-0	2	5	1		12/1.5
Willoughby, J	29-0	192:26	12 - 30	40.0	7-16	43.8	4 - 4	100	10	13	23/0.8	11	19-0	3	8	0		35/1.2
LIBERTY	40	8075	1286 - 2797	46.0	444-1187	37.4	553 - 667	82.9	347	1168	1788/44.7	965	640-2	266	568	178		3569/89.2
OPPONENTS	40	8075	1201 - 2834	42.4	298-874	34.1	522 - 661	79.0	320	999	1609/40.2	758	687-5	259	518	139		3222/80.6

PLAYER	----- SINGLE GAME HIGHS -----							----- AVERAGE PER GAME -----							----- AVERAGE PER 48 MIN -----						
	MIN	REB	AST	STL	TO	BLK	PTS	MIN	REB	AST	STL	TO	BLK	PTS	REB	AST	STL	TO	BLK	PTS	
Stewart, B	40:38	14	7	6	4	4	45	34.1	9.3	3.8	1.45	1.5	1.58	23.0	10.9	4.4	1.70	1.7	1.85	26.9	
Ionescu, S	38:05	12	12	3	6	3	37	31.5	5.6	5.4	1.03	2.6	0.28	17.0	7.1	6.8	1.31	3.3	0.35	21.6	
Laney, B	39:52	9	7	3	5	2	22	30.0	3.3	2.4	0.85	1.9	0.10	12.8	4.3	3.2	1.13	2.5	0.13	17.1	
Jones, J	33:03	17	5	4	5	4	27	25.0	8.4	1.8	0.58	2.1	1.28	11.3	13.4	2.9	0.92	3.3	2.04	18.1	
Vandersloot, C	38:10	8	14	7	6	3	23	30.4	3.5	8.1	1.31	2.7	0.59	10.5	4.6	10.6	1.72	3.5	0.78	13.8	
Johannès, M	33:27	6	4	3	4	1	18	18.9	1.4	1.7	0.66	1.3	0.06	7.1	3.0	3.5	1.39	2.8	0.12	15.1	
Thornton, K	27:12	8	3	2	2	2	12	17.3	3.5	0.7	0.70	0.5	0.25	4.5	8.1	1.6	1.62	1.2	0.58	10.3	
Dolson, S	18:22	4	5	1	2	1	17	11.9	2.0	1.2	0.04	0.9	0.26	4.0	6.6	4.0	0.15	3.1	0.88	13.6	
Sabally, N	15:41	7	2	1	4	2	8	7.9	2.1	0.2	0.12	0.5	0.21	2.3	10.8	1.1	0.61	2.8	1.08	11.7	
Prince, E	21:51	2	2	2	3	1	8	7.1	0.6	0.8	0.20	0.7	0.10	1.8	3.4	4.5	1.12	3.9	0.56	10.1	
Han, X	10:00	2	0	1	2	1	6	4.4	0.9	0.0	0.25	0.6	0.13	1.5	7.9	0.0	2.25	5.6	1.12	13.5	
Willoughby, J	20:53	4	2	1	2	0	10	6.6	0.8	0.4	0.10	0.3	0.00	1.2	4.8	2.3	0.62	1.7	0.00	7.3	

Las Vegas Aces

MEDIA CHEAT SHEET



KIERSTAN BELL
G 6-1 176
FGCU 2nd Yr.



ALYSHA CLARK
F 5-11 167
Middle Tenn. 11th Yr.



SYDNEY COLSON
G 5-8 140
Texas A&M 9th Yr.



CAYLA GEORGE
C/F 6-4 192
Australia 4th Yr.



CHELSEA GRAY
G 5-11 170
Duke 9th Yr.



ALAINA COATES
C 6-4 205
South Carolina 5th Yr.



CANDACE PARKER
F/C 6-4 184
Tennessee 16th Yr.




KELSEY PLUM
G 5-8 145
Washington 6th Yr.




KIAH STOKES
C 6-3 191
Connecticut 8th Yr.



A'JA WILSON
F 6-4 195
South Carolina 6th Yr.



JACKIE YOUNG
G 6-0 165
Notre Dame 5th Yr.



BECKY HAMMON
Head Coach



NATALIE NAKASE
Assistant Coach




TYLER MARSH
Assistant Coach




CHARLENE THOMAS-SWINSON
Assistant Coach



TERA GIROUX
Assistant Medical Director



BANDELE TALIB JR.
Head Athletic Trainer



JEREMIAH WELCH
Performance Coach



KRISTIN MOORE
Equipment Manager

PRONUNCIATION GUIDE

- 1 Kierstan Bell
- 7 Alysha Clark
- 81 Alaina Coates
- 41 Kiah Stokes
- 22 A'ja Wilson

Natalie Nakase
Tera Giroux
Bande Le Talib Jr.

PRO-NUN-C-A-SHUN GUYD

KEER-stin
uh-LEE-sha
uh-LAY-nuh COATS
KEE-uh
A-zhuh (like the continent, Asia)

nuh-KAH-say
TAIR-up guh-ROO
ban-DELL tah-LEEB