



# No. 1 Las Vegas Aces (34-6, 2-0) vs No. 4 Dallas (22-18, 0-2)

September 29, 2023 | College Park Center | Arlington, TX | 6:30 pm PT | ESPN2

WNBA PLAYOFFS: Semifinals Game 3

Aces Media Relations—John Maxwell, (951) 203-3208, [jmaxwell@lasvegasaces.com](mailto:jmaxwell@lasvegasaces.com)

Caroline Williams (725) 289-8896, [cwilliams@lasvegasaces.com](mailto:cwilliams@lasvegasaces.com)

## 2023 Schedule/Results

Date	Opponent	Time/Result
May 20	@ Seattle (ABC)	W 105-64
May 25	@ Los Angeles (CBS SN)	W 94-85
May 27	Los Angeles (NBA TV)	W 93-65
May 28	Minnesota (CBS Sports Network)	W 94-73
June 2	@ Atlanta (ION)	W 92-87
June 4	@ Indiana (CBS Sports Network)	W 84-80
June 6	@ Connecticut	W 90-84
June 8	@ Connecticut (Amazon Prime)	L 77-94
June 11	Chicago (ESPN3)	W 93-80
June 15	Seattle (Amazon Prime)	W 96-63
June 18	Minnesota (NBA TV)	W 93-62
June 21	@ Phoenix (NBA TV)	W 99-79
June 24	Indiana (NBA TV)	W 101-88
June 26	Indiana (CBS Sports Network)	W 88-80
June 29	New York (Amazon Prime)	W 98-81
July 1	Connecticut (ABC)	W 102-84
July 5	Dallas	W 89-82
July 7	@ Dallas (ION)	L 78-80
July 9	@ Minnesota	W 113-89
July 11	Phoenix (CBS Sports Network)	W 98-72
July 12	@ Los Angeles (CBS SN)	W 97-78
July 20	@ Seattle (Amazon Prime)	W 79-63
July 22	@ Minnesota (ESPN)	W 98-81
July 25	@ Chicago (ESPN)	W 107-95
July 30	Dallas (CBS Sports Network)	W 104-91
Aug. 1	Atlanta	W 98-81
Aug. 6	@ New York (ABC)	L 61-99
Aug. 8	@ Dallas (CBS Sports Network)	W 104-84
Aug. 11	Washington (ION)	W 113-89
Aug. 13	Atlanta (CBS Sports Network)	W 86-65
Aug. 15	Commissioner's Cup Championship New York (Amazon Prime)	L 79-63
Aug. 17	New York (Amazon Prime)	W 88-75
Aug. 19	Los Angeles (ABC)	L 72-78
Aug. 22	@ Atlanta (CBS Sports Network)	W 112-100
Aug. 24	@ Chicago (NBA TV)	W 94-87
Aug. 26	@ Washington (NBA TV)	L 78-62
Aug. 28	@ New York (ESPN2)	L 94-85
Aug. 31	Washington (Amazon Prime)	W 84-75
Sept. 2	Seattle (NBA TV)	W 103-77
Sept. 8	@ Phoenix (ION)	W 94-73
Sept. 10	\$ Phoenix (ESPN2)	W 100-85
Sept. 13	\$ Chicago (ESPN)	W 87-59
Sept. 17	Chicago (ABC)	W 92-70
Sept. 24	Dallas (ESPN2)	W 97-83
Sept. 26	Dallas (ESPN)	W 91-84
Sept. 29	@ Dallas (ESPN2)	6:30 pm
Oct. 1	@ *Dallas (TBD)	TBD
Oct. 3	*Dallas (ESPNU)	TBD

\*If necessary

\$ Played at T-Mobile Arena


Commissioner's Cup Games in Blue

All times Pacific and subject to change

## Hole Cards



<a href="#">Jackie Young</a>	F	5th Year	6-0	Notre Dame '19				
	PPG	RPG	APG	SPG	BPG	FG%	3P%	FT%
2023 Playoffs	16.3	6.3	5.8	2.3	0.3	.358	.423	.941
Career Playoffs	9.7	3.6	3.1	0.8	0.2	.373	.447	.924
2023 Reg Seas	17.6	4.0	3.8	1.3	0.1	.523	.449	.867
Career Reg	13.0	4.0	3.7	1.1	0.2	.475	.412	.848
2023 Ranks	11th	---	16th	*15th	---	6th	1st	*15th
Career Notes	2022 WNBA Champ • 2-time All-Star • 2022 Most Improved Player • 2022 1st Team • 2020 U.S. Olympic gold (3x3) • 2019 All-Rookie							




<a href="#">A'ja Wilson</a>	C	6th Year	6-4	South Carolina '18				
	PPG	RPG	APG	SPG	BPG	FG%	3P%	FT%
2023 Playoffs	29.0	10.8	0.8	1.5	3.5	.622	----	.889
Career Playoffs	19.5	9.5	2.1	1.0	2.2	.511	.143	.820
2023 Reg Seas	22.8	9.5	1.6	1.4	2.2	.557	.310	.812
Career Reg	19.9	8.7	2.1	1.1	1.8	.491	.360	.808
2023 Ranks	3rd	2nd	---	*15th	1st	2nd	---	29th
Career Notes	2022 WNBA Champ • 2020, 2022 M'VP • 2022, 2023 DPOY • 5-time All-Star • 3-time All-WNBA honoree • 2018 Rookie of Year • 2020 U.S. Olympic gold & 2-time WC gold (5x5)							



<a href="#">Kiah Stokes</a>		C	9th Year		6-3	Connecticut '15		
	PPG	RPG	APG	SPG	BPG	FG%	3P%	FT%
2023 Playoffs	2.5	9.5	0.8	1.8	0.5	.571	.000	1.000
Career Playoffs	3.6	6.6	0.4	0.8	0.8	.472	.167	.800
2023	2.2	5.9	0.6	0.7	1.0	.434	.185	.500
Career	4.0	5.9	0.7	0.5	1.1	.507	.220	.677
2023 Ranks	---	18th	---	---	16th	---	---	---
Career Notes	2022 WNBA Champ • 2015 All-Defensive second team • 2015 All-Rookie Team							



<a href="#">Kelsey Plum</a>		G	6th Year		5-8	Washington '17		
	PPG	RPG	APG	SPG	BPG	FG%	3P%	FT%
2023 Playoffs	17.3	2.0	2.8	0.8	0.0	.415	.448	.857
Career Playoffs	17.3	3.4	4.4	0.8	0.0	.439	.371	.899
2023	18.7	2.4	4.5	1.1	0.0	.475	.389	.912
Career	13.7	2.5	4.0	0.9	0.1	.435	.397	.886
2023 Ranks	9th	---	10th	24th	---	22nd	17th	3rd
Career Notes	2022 WNBA Champ • 2022 All-WNBA 1st Team • 2022 All-Star MVP • 2-time All-Star • 2021 6th PoY • 2020 U.S. Olympic gold (3x3) • 2-time USA WC gold (5x5)							



<a href="#">Chelsea Gray</a>	G	9th Year	5-11	Duke '14				
	PPG	RPG	APG	SPG	BPG	FG%	3P%	FT%
2023 Playoffs	16.3	4.3	7.0	1.5	1.3	.455	.333	1.000
Career Playoffs	14.9	3.1	5.6	1.2	0.3	.479	.413	.857
2023	15.3	4.0	7.3	1.4	0.6	.490	.421	.897
Career	12.4	3.1	5.0	1.1	0.2	.465	.386	.869
2023 Ranks	21st	---	3rd	*8th	23rd	14th	8th	5th
Career Notes	2016, 2022 WNBA Champ • 2022 Finals MVP • 5-time All-Star • 2017, 2019 All-W Teams (2nd, 1st) • 2020 U.S. Olympic gold (5x5), 2022 USA WC gold (5x5)							

## The Turn

Name	POS	Year	HGT	Regular Season Stats	Playoff Stats
Kierstan Bell	G	2nd	6-1	3.7 ppg, 1.6 rpg	1.3 ppg, 2.0 rpg
Alysha Clark	F	10th	5-11	6.7 ppg, 3.4 rpg, .386 3P%	8.5 ppg, 4.3 rpg, .417 3P%
Alaina Coates	C	5th	6-4	0.9 ppg, 1.0 rpg	0.7 ppg, 1.3 rpg
Sydney Colson	G	9th	5-8	1.3 ppg, 0.4 rpg, 0.8 apg	0.0 ppg, 0.3 rpg
Cayla George	C	4th	6-4	2.3 ppg, 1.8 rpg	0.5 ppg, 0.3 rpg
Candace Parker	F	16th	6-4	9.0 ppg, 5.4 rpg, 3.7 apg	DNP



# CONGRATULATIONS!

*If you are reading this, it means that you have made the wise decision to cover a WNBA game featuring the defending WNBA Champion Las Vegas Aces. Odds are, you a member of one of the most prestigious media outlets in the nation, and a talented print, radio or television personality.*

*Regardless of how these Game Notes came into your possession, welcome to year 6 of the Las Vegas Aces—our first as the defending WNBA Champs.*

These Game Notes are designed to simplify your coverage of the Aces, but in a society that now likes to communicate in ~~140 280-~~ characters or less, 30-second Tik Tok videos, even a modest-sized set of Game Notes like this one can be intimidating.

Over the rest of this page, we will walk you through the complexities of this document to further enhance your ability to cover the most entertaining team in the WNBA.

Before we begin, we want you to know that we've gone interactive with notes this year. Embedded links will take you to the [interweb page](#) that contains more information on each note or tidbit of information. Click through to your heart's content!

So let's get started. These notes are divided into 3 primary sections: Season Notes, Individual Player Profiles and Statistics.

## Statistics

Let's take these items in reverse order. If all you need are our season statistics, just flip to the end of these notes. Both team's stats are always located on the second to last page.

There is also a separate statistical packet in a different document with more detailed information about both teams.

The back page is the Media Cheat Sheet roster, complete with head shots to help you quickly identify our players.

What about box scores? Some folks like to see the box score from the previous games in Game Notes, while some folks like to peruse all of that season's box scores. Some like to see the box scores from previous meetings between the two teams playing today.

Given all these possibilities, with the exception of 2023 games between the two teams playing today, we have decided not to include any box scores ~~because we are lazy~~ in an effort to rid the planet of unnecessary paper waste. All WNBA box scores (PDFs) are located online and can be [downloaded here](#).

## Additional Notes

Notes you've seen plenty of times, are still important, but not enough to take up prime real estate in the front of the game notes.

## Individual Player Profiles

Each player on the roster has at least one page of info in this doc.

*Included in these are ...*

- Notes from the 2023 season
- Notes from previous seasons
- Streaks that paint a statistical picture of the player's most recent efforts.
- Single-season and career highs.
- Career Stats
- Links to a more robust bio online

Additional information is available on each player's online biography, linked from various spots in the notes, including the front page, but these should give you what you need to cover the game.

## Season Notes

This area is divided into 3 primary sections.

As the season progresses, the first notes will be super specific to this year's team and players, and should tell the story of the season, essentially answering the question, "Why do the Aces have the record they have?"

The second section contains interesting milestones or tidbits about this year's team or individuals.

The third section includes information from recent seasons that might (in theory) still have relevance to this year's team.

## Today's Opponent

These pages let you know how the Aces have performed historically against today's opponent (pages 4-5)

## Additional Information

Also included in these notes are an Aces' roster, and Pronunciation Guide (page 3).

## Frequently Asked Question

"I have found several typos in this document." Would you like to know about them?"

Yes, we would, but you should know that there are many people in the world who are not happy unless they find fault in the work of others. In an effort to boost their self-confidence, we have intentionally sprinkled several typos in this document to assist them, so we may already be aware of the typos of which you speak.

## Epilogue

If you have any additional questions, please don't hesitate to reach out to the following people:

Director of Media Relations John Maxwell  
(951) 203-3208  
[jmaxwell@lasvegasaces.com](mailto:jmaxwell@lasvegasaces.com)

Assistant Director of Media Relations Caroline Williams  
(725) 289-8896  
[cwilliams@lasvegasaces.com](mailto:cwilliams@lasvegasaces.com)

*Thanks again for your interest in covering the Las Vegas Aces.*

**Follow us @LVAcés**





## Alphabetical

NO	NAME	POS	HGT	WGT	DATE OF BIRTH	EXP	COLLEGE	HOMETOWN
1	Kierstan Bell	F	6-1	176	March 16, 2000	1	FGCU	Alliance, OH
7	Alysha Clark	F	5-11	167	July 7, 1987	10	Middle Tennessee	Denver, CO
51	Sydney Colson	G	5-8	140	August 6, 1989	8	Texas A&M	Houston, TX
81	Alaina Coates	C	6-4	205	April 7, 1995	5	South Carolina	Irmo, SC
13	Cayla George	C/F	6-4	192	May 1, 1989	3	Australia	Queensland, Australia
12	Chelsea Gray	G	5-11	170	October 8, 1992	8	Duke	Hayward, CA
3	Candace Parker	F/C	6-4	184	April 19, 1986	15	Tennessee	Naperville, IL
10	Kelsey Plum	G	5-8	145	August 24, 1994	5	Washington	San Diego, CA
41	Kiah Stokes	C	6-3	191	March 30, 1993	7	Connecticut	Cedar Rapids, IA
22	A'ja Wilson	C/F	6-4	195	August 8, 1996	5	South Carolina	Hopkins, SC
0	Jackie Young	G	6-0	165	September 16, 1997	4	Notre Dame	Princeton, IN

## Numerical

NO	NAME	POS	HGT	WGT	DATE OF BIRTH	EXP	COLLEGE	HOMETOWN
0	Jackie Young	G	6-0	165	September 16, 1997	4	Notre Dame	Princeton, IN
1	Kierstan Bell	F	6-1	176	March 16, 2000	1	FGCU	Alliance, OH
3	Candace Parker	F/C	6-4	184	April 19, 1986	15	Tennessee	Naperville, IL
7	Alysha Clark	F	5-11	167	July 7, 1987	10	Middle Tennessee	Denver, CO
10	Kelsey Plum	G	5-8	145	August 24, 1994	5	Washington	San Diego, CA
12	Chelsea Gray	G	5-11	170	October 8, 1992	8	Duke	Hayward, CA
13	Cayla George	C/F	6-4	192	May 1, 1989	3	Australia	Queensland, Australia
22	A'ja Wilson	C/F	6-4	195	August 8, 1996	5	South Carolina	Hopkins, SC
41	Kiah Stokes	C	6-3	191	March 30, 1993	7	Connecticut	Cedar Rapids, IA
51	Sydney Colson	G	5-8	140	August 6, 1989	8	Texas A&M	Houston, TX
81	Alaina Coates	C	6-4	205	April 7, 1995	5	South Carolina	Irmo, SC

<b>Head Coach</b>	Becky Hammon (Colorado State '99)
<b>First Assistant Coach</b>	Natalie Nakase (UCLA '03)
<b>Asst. Coach/Head of Player Development</b>	Tyler Marsh (Birmingham-Southern College '11)
<b>Assistant Coach</b>	Charlene Thomas-Swinson (Auburn '87)
<b>Medical Director</b>	Laura Ramus
<b>Assistant Medical Director</b>	Tera Giroux
<b>Head Athletic Trainer</b>	Bandeale Talib Jr.
<b>Performance Coach</b>	Jeremiah Welch
<b>Massage Therapist</b>	Aaron Kaleonakolo

## PRONUNCIATION GUIDE

1	Kierstan Bell	KEER-stin
7	Alysha Clark	uh-LEE-sha
81	Alaina Coates	uh-LAY-nuh COATS
41	Kiah Stokes	KEE-uh
22	A'ja Wilson	A-zhuh (like the continent, Asia)

Natalie Nakase	nuh-KAH-say
Tera Giroux	TAIR-uh guh-ROO
Bandeale Talib Jr.	ban-DELL tah-LEEB



# ACES ALL-TIME RESULTS VS. DALLAS



## Regular Season History

Overall	39-35
Home	22-16
Road	17-19
Overtime	4- 1

## Playoff History

Overall	2-3
Home	2-2
Road	0-1
Overtime	0-0

## Overall History

Overall	41-38
Home	24-18
Road	17-20
Overtime	4- 1

## Streaks (incl playoffs)

Overall	W 4
Home	W 10
Road	W 1

Date	H/A	Opponent	W/L	LV	DAL
July 13, 1998		Detroit	L 1	67	74
July 17, 1998	@	Detroit	L 2	67	79
Aug. 10, 1998		Detroit	L 3	73	77
July 6, 1999		Detroit	W 1 (OT)	104	94
July 21, 1999	@	Detroit	L 1	77	86
July 7, 2000		Detroit	L 2	69	73
Aug. 7, 2001	@	Detroit	W 1	76	69
July 8, 2002		Detroit	W 2	94	76
July 23, 2002	@	Detroit	W 3	86	75
June 7, 2003		Detroit	L 1	55	74
July 1, 2003	@	Detroit	L 2	88	99
May 22, 2004		Detroit	L 3	60	73
July 18, 2004	@	Detroit	L 4	71	77
May 24, 2005	@	Detroit	L 5	65	74
Aug. 13, 2005		Detroit	L 6	59	60
June 27, 2006		Detroit	L 7	59	63
July 16, 2006	@	Detroit	L 8	67	77
July 1, 2007	@	Detroit	W 1	71	68
July 31, 2007		Detroit	L 1	79	84
July 1, 2008		Detroit	W 1 (OT)	79	72
July 27, 2008	@	Detroit	W 2	76	64
Oct. 1, 2008		Detroit	L 1	69	77
Oct. 3, 2008		Detroit	L 2	61	69
Oct. 5, 2008	@	Detroit	L 3	60	76
Aug. 23, 2009	@	Detroit	L 4	84	99
Aug. 29, 2009		Detroit	W 1 (OT)	100	88
May 20, 2010	@	Tulsa	W 2	83	74
June 11, 2010		Tulsa	W 3	87	75
July 16, 2010		Tulsa	L 1	70	75
July 30, 2010	@	Tulsa	W 1	101	85
Aug. 13, 2010		Tulsa	W 2	94	74
June 4, 2011		Tulsa	W 3	93	73
June 10, 2011	@	Tulsa	W 4	93	62
Aug. 6, 2011		Tulsa	W 5	72	64
Sept. 11, 2011	@	Tulsa	W 6 (OT)	102	94
May 19, 2012	@	Tulsa	W 7	88	79
Aug. 17, 2012	@	Tulsa	W 8	89	79
Aug. 25, 2012		Tulsa	W 9	91	71
Sept. 12, 2012	@	Tulsa	W 10	78	67
Sept. 16, 2012		Tulsa	L 1	70	80

Date	H/A	Opponent	W/L	LV	DAL
Aug. 4, 2013		Tulsa	W 1	69	65
Aug. 23, 2013	@	Tulsa	L 1	67	73
Aug. 30, 2013	@	Tulsa	W 1	74	65
Sept. 8, 2013		Tulsa	L 1	65	98
May 17, 2014		Tulsa	W 1	80	76
May 28, 2014		Tulsa	W 2	82	79
July 17, 2014	@	Tulsa	L 1	90	95
July 22, 2014		Tulsa	W 1	95	93
Aug. 8, 2014	@	Tulsa	L 1	62	79
June 14, 2015		Tulsa	L 2	62	73
June 16, 2015	@	Tulsa	L 3	61	88
July 17, 2015		Tulsa	W 1	65	58
Sept. 8, 2015	@	Tulsa	L 1	64	74
May 21, 2016	@	Dallas	L 2	77	82
June 23, 2016	@	Dallas	L 3 (OT)	90	97
Sept. 9, 2016		Dallas	L 4	84	92
May 25, 2017		Dallas	L 5	82	94
June 21, 2017	@	Dallas	L 6	78	81
June 23, 2017		Dallas	L 7	69	81
June 15, 2018	@	Dallas	L 8	67	77
June 27, 2018		Dallas	L 9	91	97
Aug. 17, 2018	@	Dallas	L 10	102	107
June 22, 2019		Dallas	W 1	86	68
July 30, 2019		Dallas	W 2	86	54
Aug. 3, 2019	@	Dallas	W 3	75	70
Aug. 2, 2020		Dallas	W 4	79	70
Aug. 25, 2020	@	Dallas	W 5	96	92
June 13, 2021		Dallas	W 6	85	78
July 11, 2021	@	Dallas	W 7	95	79
Sept. 13, 2021		Dallas	W 8	85	75
June 5, 2022		Dallas	W 9	84	78
June 15, 2022	@	Dallas	W 10	92	84
Aug. 4, 2022	@	Dallas	L 1	80	82
July 5, 2023		Dallas	W 1	89	82
July 7, 2023	@	Dallas	L 1	78	80
July 30, 2023		Dallas	W 1	104	91
Aug. 8, 2023	@	Dallas	W 2	104	84
Sept. 24, 2023		Dallas	W 3	97	83
Sept. 26, 2023		Dallas	W 4	91	84
Sept. 29, 2023	@	Dallas			
Oct. 1, 2023	@	Dallas (if necessary)			
Oct. 3, 2023		Dallas (if necessary)			



# 2023 ACES VS DALLAS



## Aces vs. Wings (3-1)

PLAYER	GP-GS	MIN	FGM-FGA	FG%	3-POINT		FTM-FTA	FT%	--- REBOUNDS ---				AST	PF-DQ	STL	TO	BLK	PTS/AVG
					FGM-FGA	FG%			OFF	DEF	TOT/AVG							
Plum, K	3-3	106:41	22 - 46	47.8	11-24	45.8	14 - 15	93.3	1	12	13/4.3		17	5-0	3	6	0	69/23.0
Wilson, A	4-4	130:48	28 - 64	43.8	1-4	25.0	33 - 36	91.7	10	29	39/9.8		4	9-0	1	5	11	90/22.5
Gray, C	4-4	129:33	27 - 50	54.0	11-21	52.4	12 - 13	92.3	1	14	15/3.8		22	9-0	4	10	1	77/19.3
Young, J	4-4	131:24	25 - 45	55.6	11-23	47.8	9 - 11	81.8	3	16	19/4.8		18	2-0	3	13	1	70/17.5
Parker, C	2-2	51:04	5 - 11	45.5	3-8	37.5	4 - 4	100	0	10	10/5.0		5	3-0	1	6	1	17/8.5
Clark, A	4-1	101:29	11 - 20	55.0	9-13	69.2	2 - 4	50.0	1	8	9/2.3		2	6-0	0	3	1	33/8.3
Bell, K	3-0	43:41	4 - 9	44.4	2-6	33.3	0 - 0	0.0	0	3	3/1.0		3	10-0	2	1	0	10/3.3
Coates, A	1-0	06:16	1 - 2	50.0	0-0	0.0	1 - 2	50.0	0	1	1/1.0		0	6-1	0	4	0	3/3.0
Stokes, K	4-2	77:07	3 - 10	30.0	0-1	0.0	0 - 0	0.0	8	19	27/6.8		2	13-0	3	2	2	6/1.5
George, C	2-0	19:37	0 - 5	0.0	0-3	0.0	0 - 0	0.0	1	1	2/1.0		1	2-0	0	1	0	0/0.0
Colson, S	1-0	02:21	0 - 1	0.0	0-0	0.0	0 - 0	0.0	1	0	1/1.0		1	0-0	0	0	0	0/0.0
<b>ACES</b>	<b>4</b>	<b>800</b>	<b>126 - 263</b>	<b>47.9</b>	<b>48-103</b>	<b>46.6</b>	<b>75 - 85</b>	<b>88.2</b>	<b>26</b>	<b>113</b>	<b>165/41.3</b>		<b>75</b>	<b>65-1</b>	<b>17</b>	<b>52</b>	<b>17</b>	<b>375/93.8</b>
<b>WINGS</b>	<b>4</b>	<b>800</b>	<b>128 - 300</b>	<b>42.7</b>	<b>25-82</b>	<b>30.5</b>	<b>56 - 79</b>	<b>70.9</b>	<b>46</b>	<b>100</b>	<b>177/44.3</b>		<b>80</b>	<b>75-0</b>	<b>33</b>	<b>49</b>	<b>12</b>	<b>337/84.3</b>

## Wings vs. Aces (1-3)

PLAYER	GP-GS	MIN	FGM-FGA	FG%	3-POINT		FTM-FTA	FT%	--- REBOUNDS ---				AST	PF-DQ	STL	TO	BLK	PTS/AVG
					FGM-FGA	FG%			OFF	DEF	TOT/AVG							
Howard, N	4-4	146:11	22 - 48	45.8	5-14	35.7	22 - 27	81.5	9	30	39/9.8		11	12-0	2	12	3	71/17.8
Ogunbowale, A	4-4	157:19	25 - 75	33.3	8-29	27.6	1 - 4	25.0	1	14	15/3.8		18	13-0	12	11	0	59/14.8
Sabally, S	4-4	117:27	20 - 50	40.0	7-17	41.2	12 - 18	66.7	4	13	17/4.3		12	15-0	10	10	3	59/14.8
McCowan, T	4-4	107:23	24 - 41	58.5	0-0	0.0	5 - 8	62.5	20	19	39/9.8		5	11-0	1	3	3	53/13.3
Brown, K	2-0	29:05	10 - 16	62.5	0-0	0.0	6 - 10	60.0	7	3	10/5.0		2	7-0	0	1	2	26/13.0
Dangerfield, C	4-4	124:48	20 - 45	44.4	3-12	25.0	2 - 2	100	2	10	12/3.0		15	3-0	5	4	1	45/11.3
Siegrist, M	4-0	32:50	5 - 10	50.0	1-3	33.3	2 - 2	100	1	3	4/1.0		1	3-0	1	1	0	13/3.3
Burton, V	4-0	31:12	1 - 6	16.7	1-5	20.0	5 - 6	83.3	1	2	3/0.8		9	5-0	1	0	0	8/2.0
Sims, O	4-0	32:12	1 - 4	25.0	0-1	0.0	0 - 0	0.0	0	1	1/0.3		7	3-0	0	3	0	2/0.5
Kuier, A	3-0	21:33	0 - 5	0.0	0-1	0.0	1 - 2	50.0	1	5	6/2.0		0	3-0	1	1	0	1/0.3
<b>WINGS</b>	<b>4</b>	<b>800</b>	<b>128 - 300</b>	<b>42.7</b>	<b>25-82</b>	<b>30.5</b>	<b>56 - 79</b>	<b>70.9</b>	<b>46</b>	<b>100</b>	<b>177/44.3</b>		<b>80</b>	<b>75-0</b>	<b>33</b>	<b>49</b>	<b>12</b>	<b>337/84.3</b>
<b>ACES</b>	<b>4</b>	<b>800</b>	<b>126 - 263</b>	<b>47.9</b>	<b>48-103</b>	<b>46.6</b>	<b>75 - 85</b>	<b>88.2</b>	<b>26</b>	<b>113</b>	<b>165/41.3</b>		<b>75</b>	<b>65-1</b>	<b>17</b>	<b>52</b>	<b>17</b>	<b>375/93.8</b>

# LAS VEGAS CAREER REGULAR SEASON STATS VS DALLAS

PLAYER	GP-GS	MIN	FGM-FGA	FG%	3PM-3PA	3P%	FTM-FTA	FT%	OFF	DEF	REB/AVG	AST	PF-DQ	STL	TO	BLK	PTS/AVG	HI
Wilson	16-16	32.8	125-253	49.4	2-8	25.0	89-100	89.0	26	123	149/9.3	41	40-1	12	25	39	341/21.3	34
Parker	41-41	30.3	261-520	50.2	34-92	37.0	131-159	82.4	60	254	314/7.7	157	86-0	51	102	60	687/16.8	33
Plum	18-14	26.8	83-174	47.7	39-87	44.8	55-60	91.7	7	43	50/2.8	66	40-0	15	38	3	260/14.4	32
Gray	27-22	28.5	131-279	47.0	24-73	32.9	56-63	88.9	9	86	95/3.5	112	49-0	31	62	5	342/12.7	28
Young	14-12	28.4	61-127	48.0	19-46	41.3	37-49	75.5	9	41	50/3.6	59	14-0	13	27	5	178/12.7	28
Clark	37-23	22.4	88-181	48.6	36-75	48.0	32-42	76.2	31	89	120/3.2	49	66-0	21	40	14	244/6.6	15
Coates	8-0	10.4	14-27	51.9	0-0	---	11-16	68.8	11	9	20/2.5	3	20-1	1	12	0	39/4.9	11
George	10-1	13.1	16-38	42.1	5-16	31.3	4-4	100	5	27	32/3.2	3	25-1	4	8	8	41/4.1	14
Colson	16-2	13.9	21-47	44.7	5-9	55.6	12-13	92.3	5	13	18/1.1	35	30-1	15	12	5	59/3.7	11
Stokes	22-9	19.8	29-56	51.8	1-8	12.5	16-21	76.2	38	87	125/5.7	13	57-0	18	13	29	75/3.4	13
Bell	4-0	13	4-10	40.0	2-7	28.6	0-0	---	0	3	3/0.8	3	10-0	2	2	0	10/2.5	8

# LAS VEGAS VS DALLAS NOTES

- This is the second postseason series between the Las Vegas Aces and the Dallas Wings. The first was in the 2008 WNBA Finals. The two franchises were located in Detroit and San Antonio at the time, and the Shock swept the Silver Stars 3-0 to claim their 3rd WNBA Championship (2003, 2006). Current Aces head coach Becky Hammon averaged 14.0 ppg and 5.0 apg in the 3-game series.
- The Aces and Wings are the two highest scoring and rebounding teams in the 2023 postseason. The Aces are No. 1 in both categories (91.8 ppg, 40.0 rpg) and Dallas is a close 2nd (90.5 ppg, 38.5 rpg). They also rank 1 and 2 in steals. The Wings hold a 9.5 spg to 9.0 spg edge over Las Vegas.
- In the 2 Semifinal games combined, each team made 19 of 47 (.404) from 3-point range, and the Aces have netted 67 field goals to the Wings 64. The biggest separator in scoring has come at the free throw line—the Aces have made 35 of 38 (.921) and the Wings are 20 of 31 (.645).
- The Aces suffered 5 of their 6 defeats in the regular season on an opponent's home court. Dallas was 1 of those away losses, and the Aces are 2-2 in 2022 and 2023 in games played in Texas.
- Factoring in playoff games, A'ja Wilson scored 20+ points in all 5 Aces wins, including 34 points on Sept. 24, tying her second-best career playoff scoring game, 30 points on Sept. 26 and 28 points on Aug. 8. She was held to 18 in the lone loss.
- The Aces and Wings benches scored the fewest points of any team over the course of the season, with the Aces scoring a low of 13.5 ppg and the Wings the second-lowest of 14.1 ppg. Dallas has gone in the opposite direction in the postseason with the Wings bench scoring a playoff-high 21.8 ppg, while the Aces reserves are scoring 10.5 ppg, 3 points lower than their regular season mark of 13.5 ppg.
- On July 7, in the Aces lone loss to the Wings, Dallas picked off 13 steals, the second-most by any Aces opponent this year. The Wings also forced the Aces into 17 turnovers, the second-most turnover total for Las Vegas in 2023. In Game 1 Dallas had 10 steals on 16 Las Vegas turnovers, but that dropped to 7 steals on 12 turnovers in Game 2.
- Chelsea Gray scored 20 or more points in 10 games this year, 3 of which came against Dallas. She scored 20 points on July 5, had a season-high 27 points on July 30 and notched a playoff season-high 23 points on Sept. 26.
- 4 of Kelsey Plum's 17 20+ point games came against Dallas, including 28 points on July 30, her third-best output of the season, and a playoff career-high 25 points in the Sept. 24 Semifinal game.



# 2023 PLAYOFFS: ACES & WINGS CUMULATIVE STATISTICS

## LAS VEGAS ACES (4-0)

PLAYER	GP-GS	MIN	FGM-FGA	FG%	3-POINT		FTM-FTA	FT%	----- REBOUNDS -----			AST	PF-DQ	STL	TO	BLK	PTS/AVG
					FGM-FGA	FG%			OFF	DEF	TOT/AVG						
Wilson, A	4-4	125:23	46 - 74	62.2	0-0	0.0	24 - 27	88.9	14	29	43/10.8	3	9-0	6	5	14	116/29.0
Plum, K	4-4	142:32	22 - 53	41.5	13-29	44.8	12 - 14	85.7	1	7	8/2.0	11	7-0	3	15	0	69/17.3
Gray, C	4-4	139:31	25 - 55	45.5	4-12	33.3	11 - 11	100	2	15	17/4.3	28	8-0	6	10	5	65/16.3
Young, J	4-4	134:43	19 - 53	35.8	11-26	42.3	16 - 17	94.1	3	22	25/6.3	23	11-0	9	4	1	65/16.3
Clark, A	4-0	84:34	13 - 25	52.0	5-12	41.7	3 - 3	100	5	12	17/4.3	4	9-0	2	2	0	34/8.5
Stokes, K	4-4	109:45	4 - 7	57.1	0-1	0.0	2 - 2	100	9	29	38/9.5	3	4-0	7	3	2	10/2.5
Bell, K	3-0	32:45	1 - 10	10.0	0-7	0.0	2 - 2	100	2	4	6/2.0	2	1-0	2	1	2	4/1.3
Coates, A	3-0	06:52	1 - 1	100	0-0	0.0	0 - 0	0.0	2	2	4/1.3	0	1-0	1	1	0	2/0.7
George, C	4-0	11:11	0 - 5	0.0	0-2	0.0	2 - 2	100	0	1	1/0.3	0	2-0	0	0	0	2/0.5
Colson, S	3-0	12:45	0 - 2	0.0	0-1	0.0	0 - 0	0.0	0	1	1/0.3	1	0-0	0	2	0	0/0.0
<b>ACES</b>	<b>4</b>	<b>800</b>	<b>131 - 285</b>	<b>46.0</b>	<b>33-90</b>	<b>36.7</b>	<b>72 - 78</b>	<b>92.3</b>	<b>38</b>	<b>122</b>	<b>181/45.3</b>	<b>75</b>	<b>52-0</b>	<b>36</b>	<b>46</b>	<b>24</b>	<b>367/91.8</b>
<b>OPPONENTS</b>	<b>4</b>	<b>800</b>	<b>113 - 296</b>	<b>38.2</b>	<b>31-90</b>	<b>34.4</b>	<b>39 - 54</b>	<b>72.2</b>	<b>47</b>	<b>97</b>	<b>177/44.3</b>	<b>69</b>	<b>63-0</b>	<b>25</b>	<b>53</b>	<b>21</b>	<b>296/74</b>

PLAYER	----- SINGLE GAME HIGHS -----							----- AVERAGE PER GAME -----							----- AVERAGE PER 48 MIN -----						
	MIN	REB	AST	STL	TO	BLK	PTS	MIN	REB	AST	STL	TO	BLK	PTS	REB	AST	STL	TO	BLK	PTS	
Wilson, A	34:15	16	1	3	3	4	38	31.3	10.8	0.8	1.50	1.3	3.50	29.0	13.7	1.0	1.91	1.6	4.47	37.0	
Plum, K	37:29	5	4	2	6	0	25	35.6	2.0	2.8	0.75	3.8	0.00	17.3	2.2	3.1	0.84	4.2	0.00	19.4	
Gray, C	36:08	5	9	2	4	2	23	34.9	4.3	7.0	1.50	2.5	1.25	16.3	4.9	8.0	1.72	2.9	1.43	18.6	
Young, J	36:02	10	7	3	2	1	19	33.7	6.3	5.8	2.25	1.0	0.25	16.3	7.4	6.8	2.67	1.2	0.30	19.3	
Clark, A	23:40	6	2	1	1	0	14	21.1	4.3	1.0	0.50	0.5	0.00	8.5	8.0	1.9	0.95	0.9	0.00	16.1	
Stokes, K	35:05	15	1	3	2	2	4	27.4	9.5	0.8	1.75	0.8	0.50	2.5	13.8	1.1	2.55	1.1	0.73	3.6	
Bell, K	16:33	3	1	2	1	1	2	10.9	2.0	0.7	0.67	0.3	0.67	1.3	7.3	2.4	2.44	1.2	2.44	4.9	
Coates, A	03:28	2	0	1	1	0	2	2.3	1.3	0.0	0.33	0.3	0.00	0.7	23.3	0.0	5.83	5.8	0.00	11.7	
George, C	04:19	1	0	0	0	0	2	2.8	0.3	0.0	0.00	0.0	0.00	0.5	3.6	0.0	0.00	0.0	0.00	7.2	
Colson, S	07:23	1	1	0	2	0	0	4.3	0.3	0.3	0.00	0.7	0.00	0.0	3.1	3.1	0.00	6.3	0.00	0.0	

## DALLAS WINGS (2-2)

PLAYER	GP-GS	MIN	FGM-FGA	FG%	3-POINT		FTM-FTA	FT%	----- REBOUNDS -----			AST	PF-DQ	STL	TO	BLK	PTS/AVG
					FGM-FGA	FG%			OFF	DEF	TOT/AVG						
Ogunbowale, A	4-4	148:56	30 - 74	40.5	11-29	37.9	9 - 14	64.3	6	11	17/4.3	24	13-0	7	6	0	80/20.0
Sabally, S	4-4	141:34	26 - 63	41.3	9-18	50.0	13 - 16	81.3	5	17	22/5.5	21	9-0	7	13	5	74/18.5
McCowan, T	4-4	118:52	19 - 32	59.4	0-0	0.0	10 - 17	58.8	17	31	48/12.0	6	12-0	1	6	6	48/12.0
Howard, N	4-4	132:23	19 - 54	35.2	5-15	33.3	3 - 4	75.0	10	24	34/8.5	8	10-0	8	14	5	46/11.5
Sims, O	4-1	81:47	12 - 26	46.2	3-8	37.5	3 - 5	60.0	2	3	5/1.3	12	2-0	4	3	0	30/7.5
Brown, K	4-0	37:21	14 - 22	63.6	0-0	0.0	2 - 5	40.0	7	3	10/2.5	1	5-0	3	4	1	30/7.5
Dangerfield, C	4-3	56:09	8 - 15	53.3	2-6	33.3	5 - 5	100	3	3	6/1.5	5	4-0	1	1	0	23/5.8
Kuier, A	4-0	35:31	7 - 10	70.0	1-4	25.0	0 - 0	0.0	1	5	6/1.5	1	1-0	3	3	4	15/3.8
Siegrist, M	4-0	18:45	4 - 6	66.7	2-2	100	4 - 4	100	2	2	4/1.0	0	2-0	1	0	0	14/3.5
Burton, V	4-0	28:42	0 - 5	0.0	0-3	0.0	2 - 2	100	1	1	2/0.5	5	0-0	3	1	0	2/0.5
<b>WINGS</b>	<b>4</b>	<b>800</b>	<b>139 - 307</b>	<b>45.3</b>	<b>33-85</b>	<b>38.8</b>	<b>51 - 72</b>	<b>70.8</b>	<b>54</b>	<b>100</b>	<b>197/49.3</b>	<b>83</b>	<b>58-0</b>	<b>38</b>	<b>53</b>	<b>21</b>	<b>362/90.5</b>
<b>OPPONENTS</b>	<b>4</b>	<b>800</b>	<b>123 - 278</b>	<b>44.2</b>	<b>39-94</b>	<b>41.5</b>	<b>59 - 73</b>	<b>80.8</b>	<b>32</b>	<b>103</b>	<b>161/40.3</b>	<b>67</b>	<b>62-0</b>	<b>29</b>	<b>62</b>	<b>20</b>	<b>344/86</b>

	---- SINGLE GAME HIGHS ----							---- AVERAGE PER GAME ----							---- AVERAGE PER 48 MIN ----						
PLAYER	MIN	REB	AST	STL	TO	BLK	PTS	MIN	REB	AST	STL	TO	BLK	PTS	REB	AST	STL	TO	BLK	PTS	
Ogunbowale, A	38:18	9	7	4	4	0	24	37.2	4.3	6.0	1.75	1.5	0.00	20.0	4.6	6.4	1.88	1.6	0.00	21.5	
Sabally, S	37:23	7	7	4	5	3	32	35.4	5.5	5.3	1.75	3.3	1.25	18.5	6.2	5.9	1.98	3.7	1.41	20.9	
McCowan, T	36:16	16	2	1	2	2	17	29.7	12.0	1.5	0.25	1.5	1.50	12.0	16.2	2.0	0.34	2.0	2.02	16.2	
Howard, N	36:46	10	4	3	4	3	20	33.1	8.5	2.0	2.00	3.5	1.25	11.5	10.3	2.4	2.42	4.2	1.51	13.9	
Sims, O	27:58	3	5	2	1	0	10	20.4	1.3	3.0	1.00	0.8	0.00	7.5	2.4	5.9	1.96	1.5	0.00	14.7	
Brown, K	14:17	5	1	3	2	1	12	9.3	2.5	0.3	0.75	1.0	0.25	7.5	10.7	1.1	3.21	4.3	1.07	32.1	
Dangerfield, C	18:07	2	3	1	1	0	11	14.0	1.5	1.3	0.25	0.3	0.00	5.8	4.3	3.6	0.71	0.7	0.00	16.4	
Kuier, A	19:34	6	1	2	1	3	13	8.9	1.5	0.3	0.75	0.8	1.00	3.8	6.8	1.1	3.38	3.4	4.50	16.9	
Siegrist, M	06:34	3	0	1	0	0	7	4.7	1.0	0.0	0.25	0.0	0.00	3.5	8.5	0.0	2.13	0.0	0.00	29.9	
Burton, V	08:36	2	3	1	1	0	2	7.2	0.5	1.3	0.75	0.3	0.00	0.5	2.8	7.0	4.18	1.4	0.00	2.8	

2023 PLAYOFFS: ACES VS. WINGS BOX SCORES



LAS VEGAS ACES 97, DALLAS WINGS 83  
Semifinals Game No. 1  
September 24, 2023 @ Las Vegas

WOMEN'S NATIONAL BASKETBALL ASSOCIATION										OFFICIAL SCORER'S REPORT FINAL BOX										
Sunday, September 24, 2023 Michelob ULTRA Arena, Las Vegas, NV										Game Duration: 1:53 Attendance: 9784										
Officials: #55 Eric Brewton, #9 Tim Greene, #30 Sha Rae Mitchell, #8 Blanca Burns																				
VISITOR: Dallas Wings (0-1)																				
		POS	MIN	FG	FGA	3P	3PA	FT	FTA	OR	DR	TOT	A	PF	ST	TO	BS	+/-	PTS	
6	Natasha Howard	F	34:43	5	14	0	1	1	2	3	4	7	4	2	1	4	0	-10	11	
0	Satou Sabally	F	33:46	5	14	4	6	2	2	0	7	7	7	0	1	3	1	-10	16	
7	Teaira McCowan	C	23:06	3	7	0	0	1	2	3	5	8	0	5	0	1	1	-8	7	
24	Arike Ogunbowale	G	38:17	4	14	2	6	2	4	1	2	3	6	3	1	0	0	-17	12	
11	Crystal Dangerfield	G	18:07	3	5	2	4	2	2	0	1	1	3	1	0	0	0	-16	10	
2	Odyssey Sims		17:46	5	9	0	2	0	0	2	0	2	0	0	1	1	0	4	10	
28	Awak Kuier		09:17	0	1	0	1	0	0	0	0	0	0	0	1	1	1	-9	0	
12	Veronica Burton		05:50	0	0	0	0	0	0	0	0	0	0	0	1	0	0	1	0	
21	Kalani Brown		14:17	5	6	0	0	0	2	1	0	1	1	2	3	2	0	-9	10	
20	Maddy Siegrist		04:51	1	1	1	1	4	4	0	0	0	0	0	1	0	0	4	7	
			200:00	31	71	9	21	12	18	10	19	29	21	13	10	12	3	-14	83	
				43.7%		42.9%		66.7%												
HOME: LAS VEGAS ACES (1-0)																				
		POS	MIN	FG	FGA	3P	3PA	FT	FTA	OR	DR	TOT	A	PF	ST	TO	BS	+/-	PTS	
0	Jackie Young	F	36:02	6	10	5	6	2	2	1	9	10	7	3	2	2	0	17	19	
22	A'ja Wilson	F	34:16	15	21	0	0	4	4	3	5	8	1	4	2	3	4	26	34	
41	Kiah Stokes	C	28:53	1	3	0	0	0	0	3	3	6	1	1	3	0	0	19	2	
10	Kelsey Plum	G	36:27	8	15	5	10	4	4	1	4	5	4	1	0	6	0	21	25	
12	Chelsea Gray	G	35:31	5	13	0	3	3	3	1	3	4	4	3	2	4	2	12	13	
7	Alysha Clark		19:59	2	4	0	2	0	0	0	1	1	0	2	0	1	0	-15	4	
1	Kierstan Bell		06:01	0	1	0	1	0	0	0	1	1	1	0	0	0	1	-1	0	
13	Cayla George		00:57	0	1	0	1	0	0	0	0	0	0	0	0	0	0	-3	0	
51	Sydney Colson		00:57	0	1	0	0	0	0	0	0	0	0	0	0	0	0	-3	0	
81	Alaina Coates		00:57	0	0	0	0	0	0	0	1	0	1	0	0	0	0	-3	0	
			200:00	37	69	10	23	13	13	10	26	36	18	14	9	16	7	14	97	
				53.6%		43.5%		100%												
SCORE BY PERIOD																				
		1	2	3	4	FINAL														
		Wings	19	26	12	26	83													
		ACES	20	29	26	22	97													
Inactive: Wings - DeShields (Injury/Illness - Knee), Lopez Senéchal (Injury/Illness - Knee)																				
Inactive: Aces - Parker (Injury/Illness - Foot Surgery), Williams (Not With Team)																				
Points in the Paint: Wings 40 (20/41), ACES 46 (23/35)										Biggest Lead: Wings 1, ACES 20										
2nd Chance Points: Wings 11 (5/9), ACES 14 (8/9)										Lead Changes: 4										

LAS VEGAS ACES @ DALLAS WINGS  
Semifinals Game No. 3  
September 29, 2023 @ Dallas








2023 PLAYOFF RESULTS – FIRST ROUND (Best of 3)

Wednesday, Sept. 13

Connecticut Sun 90, Minnesota Lynx 60  
Las Vegas Aces 87, Chicago Sky 59

Friday, Sept. 15

New York 90, Washington 75  
Dallas 94, Atlanta 72

Sunday, Sept. 17

Minnesota 82, Connecticut Sun 75  
Las Vegas Aces 92, Chicago Sky 70

Tuesday, Sept. 19

New York Liberty 90, Washington Mystics 85 (1OT)  
Dallas Wings 101, Atlanta Dream 74

Wednesday, Sept. 20

Connecticut Sun 90, Minnesota Lynx 75

2023 PLAYOFF SCHEDULE/RESULTS – SEMIFINALS (Best of 5)

Sunday, Sept. 24

Connecticut 78, New York 63  
Las Vegas 97, Dallas 83

Tuesday, Sept. 26

New York 84, Connecticut 77  
Las Vegas 91, Dallas 84

Friday, Sept. 29

No. 2 New York @ No. 3 Connecticut 4:30 pm ESPN2  
No. 1 Las Vegas @ No. 4 Dallas 6:30 pm ESPN2

Sunday, Oct. 1

\*No. 1 Las Vegas @ No. 4 Dallas TBD TBD  
\*No. 2 New York @ No. 3 Connecticut 12 pm ABC

Tuesday, Oct. 3

\*No. 4 Dallas @ No. 1 Las Vegas TBD ESPNU  
\*No. 2 New York @ No. 3 Connecticut TBD ESPNU

2023 PLAYOFF SCHEDULE – FINALS (Best of 5)

Sunday, Oct. 8

TBD 12 pm ABC

Wednesday, Oct. 11

TBD 5 pm ESPN

Sunday, Oct. 15

TBD 12 pm ABC

Wednesday, Oct. 18

\*TBD 5 pm ESPN

Friday, Oct. 20

\*TBD 5 pm ESPN

If necessary

2023 WNBA FINAL STANDINGS

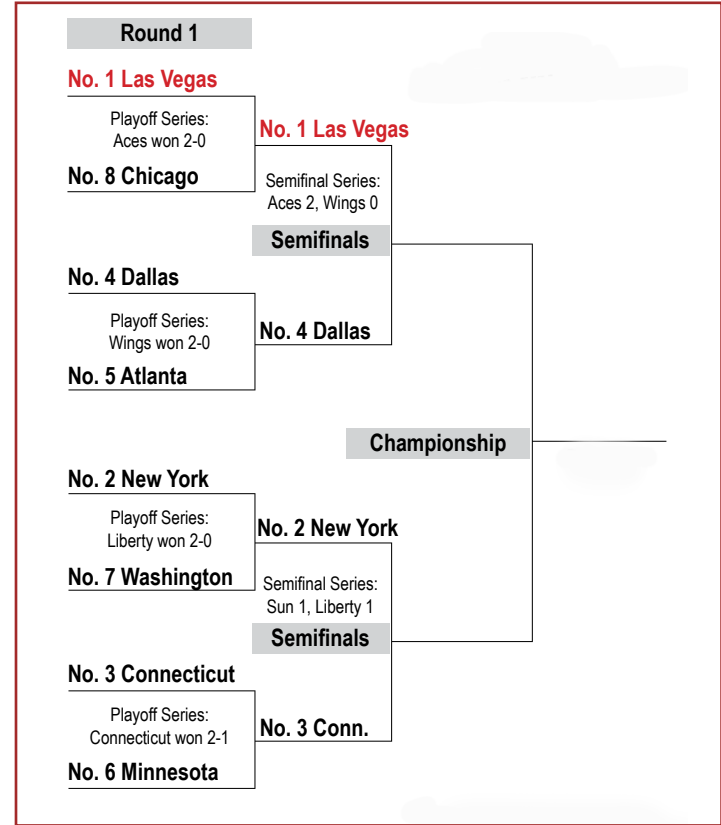
Team	W	L	GB	Pct
1. \$Las Vegas	34	6	—	.850
2. \$New York	32	8	2	.800
3. \$Connecticut	27	13	7	.675
4. \$Dallas	22	18	12	.550
5. \$Atlanta	19	21	15	.475
6. \$Minnesota	19	21	15	.475
7. \$Washington	19	21	15	.475
8. \$Chicago	18	22	16	.450
9. #Los Angeles	17	23	17	.425
10. #Indiana	13	27	21	.325
11. #Seattle	11	29	23	.275
12. #Phoenix	9	31	25	.225

\$ Advanced to playoffs.

# Eliminated from playoffs

2023 ACES RECORDS

	Season	Home	Road	Streak
Overall	34-6	19-1	14-5	W 4
East	16-4	10-0	5-4	W 1
West	18-2	9-1	9-1	W 3
Commissioner's Cup	9-1	5-0	4-1	W 2
Overtime	0-0	0-0	0-0	---
Streak	W 4	W 3	W 1	---





## GAME NOTES (STATS & RANKINGS THROUGH 9/26)

### FEELING RANK (2023 REGULAR SEASON FINAL RANKINGS, TOP 30)

	PPG	RPG	APG	SPG	BPG	MPG	FG%	3P%	FT%
Alysha Clark	---	---	---	---	---	---	---	17th	---
Chelsea Gray	21st	---	3rd	9th	24th	15th	14th	7th	5th
Kelsey Plum	8th	---	10th	22nd	---	13th	20th	16th	3rd
Kiah Stokes	---	21st	---	---	16th	---	---	---	---
A'ja Wilson	3rd	2nd	---	10th	1st	23rd	3rd	---	30th
Jackie Young	11th	---	15th	14th	---	18th	7th	2nd	16th

### FEELING RANK (2023 PLAYOFF RANKINGS, TOP 20)

	PPG	RPG	APG	SPG	BPG	MPG	FG%	3P%	FT%
Alysha Clark	---	---	---	---	---	---	7th	14th	---
Chelsea Gray	*15th	---	3rd	*13th	*12th	17th	16th	---	*1st
Kelsey Plum	13th	---	---	---	---	14th	---	9th	14th
Kiah Stokes	---	5th	---	*9th	---	---	---	---	---
A'ja Wilson	1st	3rd	---	*13th	1st	---	3rd	---	11th
Jackie Young	*15th	19th	6th	1st	---	20th	---	13th	10th

### 30-PEAT

A'ja Wilson has scored at least 30 points in each of her last three games, became the first player in WNBA playoff history to string together 3-straight games with 30+ points. She had 38 against Chicago to close out the First Round and scored 34 and 30 in the 2 victories over Dallas. Further, back-to-back 30-point games had only been accomplished 3 times in W playoff history—one of those came from Wilson, who scored 33 (Aug. 31) and 34 (Sept. 4) against Seattle in the 2022 Semifinals. Angel McCoughtry in 2011 and Breanna Stewart in 2020 are the only other 2 players to hit the 30-point mark in consecutive playoff games.

### IT ONLY MAKES SENSE

Given her scoring output the last three games, it only makes sense that A'ja Wilson's 29.0 ppg through 4 games in 2023 ranks No. 1 all-time among WNBA single-season playoff leaders who played at least 3 postseason games in a single year.

Player	Year	Games	Points	PPG
1. A'ja Wilson	2023	4	116	29.0
2. Candace Parker	2012	4	115	28.8
3. Cappie Pondexter	2010	5	142	28.4
4. Breanna Stewart	2022	6	162	27.0
5. Angel McCoughtry	2010	7	187	26.7

### DOUBLING UP WHEN IT COUNTS

Nine players in the history of the league, including 5 currently in the title hunt, have posted double-doubles in 14 or more playoff games. A'ja Wilson is tied at No. 7 with 14 in her 32 playoff contests.

Player	Playoff Dub-Dubs	Playoff Games	% of Games
1. Candace Parker	27	66	.409
Tamika Catchings	27	68	.397
3. Sylvia Fowles	22	41	.537
4. Lisa Leslie	18	52	.346
Alyssa Thomas	18	38	.474
6 DeWanna Bonner	16	78	.205
7. Rebekkah Brunson	14	81	.173
A'ja Wilson	14	32	.438
Jonquel Jones	14	30	.467

### WNBA 1K

Combining both regular season and postseason points, on Sept. 26 against Dallas, A'ja Wilson became the first player in league history to score 1,000 points in a single year. Breanna Stewart and Arike Ogunbowale have a chance at becoming Nos. 2 and 3 on the list.

Player	Year	Team(s)	Points
1. A'ja Wilson	2023	Las Vegas	1028
2. Breanna Stewart	2023	New York	986
3. Breanna Stewart	2018	Seattle	939
Jewell Loyd	2023	Seattle	939
5. Arike Ogunbowale	2023	Dallas	929
6. Maya Moore	2015	Minnesota	915
7. Maya Moore	2014	Minnesota	911
8. A'ja Wilson	2022	Las Vegas	906
9. Angel McCoughtry	2010	Atlanta	903
Breanna Stewart	2022	Seattle	903

### DOUBLE SAWBUCKS

Keeping with the theme of combining regular season and playoff games, A'ja Wilson has produced more 20+ point games in a single year than any WNBA player in history.

Player	Year	Team(s)	20+ Pt Games
1. A'ja Wilson	2023	Las Vegas	32
2. Breanna Stewart	2018	Seattle	29
3. Diana Taurasi	2009	Phoenix	28
4. Cynthia Cooper-Dyke	1998	Houston	27
Angel McCoughtry	2010	Atlanta	27
Maya Moore	2015	Minnesota	27
Breanna Stewart	2023	New York	27
8. Diana Taurasi	2006	Phoenix	26
Diana Taurasi	2008	Phoenix	26
Diana Taurasi	2011	Phoenix	26

### SEEING DOUBLE

Jackie Young's first career playoff double-double, 19 points and 10 rebounds, came against Dallas on Sept. 24. She missed out on her second one with 13 points and 9 rebounds on Sept. 26.



## PLAYOFF TIDBITS

**Kierstan Bell**—Is 6-1 in playoff games.

**Alysha Clark**—Is 17-9 in the playoffs... Scored 13 points in the First Round Game 1 and upped her output to 14 points in Game 2, which is her third-best scoring effort in playoff games.

**Alaina Coates**—Is 3-1 in the playoffs.

**Sydney Colson**—Is 9-5 in playoff games.

**Cayla George**—Is 6-4 in playoff games and 4-0 vs. Dallas' franchise (Tulsa Shock, 2015).

**Chelsea Gray**—Is 27-16 in playoff games...Scored a playoff season-high 23 points on Sept. 26, her 6th-best scoring output through 43 playoff games ...Scored her 600th career playoff point vs Chicago in Game 2 ... Passed Becky Hammon (114) for the all-time franchise playoff assist record in Game 2 vs Chicago, and now has 130...Including her 9 assists vs Chicago on Sept. 17, owns 4 of the top 12 franchise assist playoff games, including the No. 1 spot with 12 assists (twice), also shared with Jennifer Azzi.

**Candace Parker**—Aided teams to a 35-31 playoff record... Averaged 17.4 ppg, 9.2 rpg, 3.8 apg, 1.6 spg and 1.8 bpg over 66 games.

**Kelsey Plum**—Is 16-8 in playoff games...Made a career playoff-high 5 3-pointers on Sept. 24 and followed that up with 4 on Sept. 26...Scored in double figures in 21 of 24 playoff games, hit 20 or more points 9 times...Tied her a career-playoff high of 25 points vs Dallas on Sept. 24... Posted one playoff double-double with 19 points and 10 assists at Washington on Sept. 19, 2019...Surpassed 400 career playoff points against Dallas on Sept. 26 (414).

**Kiah Stokes**—Is 17-10 in the playoffs...Grabbed a career playoff high 15 rebounds in Game 1 of the First Round, which at the time ranked as the 2nd-highest playoff rebound performance since the franchise moved to Las Vegas (Wilson since grabbed 16), and stands as the 4th-best in franchise history...Her 14 defensive rebounds set a new franchise playoff record, passing Margo Dydek's 13 over Houston on Aug. 16, 2002...Averaging a career playoff best 9.5 rpg...Approaching 100 playoff points (97).

**A'ja Wilson**—Is 19-13 in playoff games...Set franchise playoff record with 38 points vs Chicago on Sept. 17...Tied the WNBA and set the franchise playoff record with 15 made field goals twice, on Sept. 17 and 24...Has scored in double figures 27 of 32 playoff games, including 20 or more points 15 times and 5 times with 30 or more, which ranks tied for 3rd in W playoff history for 30+ games...Grabbed 16 rebounds in Game 2 vs Chicago, which ranks 3rd in franchise playoff history.

**Jackie Young**—Is 19-13 in playoff games ... Notched her first playoff double-double with 19 points and 10 boards on Sept. 24... Has scored in double figures 16 times, including 8 with 15+ points and 1 with 20+...Approaching 100 playoff assists (99) and surpassed 300 playoff points (309) on Sept. 26.

**Las Vegas Aces**—Since moving to Las Vegas, the team is 19-13 in the playoffs and has won 9 games by 10 or more points, including 3 by 20+ and 1 playoff contest by 30+ ...The 28-point win over Chicago on Sept. 13 ranked as the 2nd-largest playoff margin of victory for the Aces (+37, vs Phoenix, Sept. 20, 2022)... The 19 playoff wins from 2019-present ranks tied for 1st in the W for playoff victories over that span (Connecticut).

## A PERFECT 10

A'ja Wilson hit a perfect 10 of 10 from the line on Sept. 26 against Dallas, the most made free throws with no misses in franchise playoff history. The previous record was 9, achieved twice by Becky Hammon and once by Liz Cambage. The feat ranks tied for 7th all-time in WNBA postseason play. The record is held by Penny Taylor, who hit 18 of 18 from the line on Sept. 16, 2007.

## 38 SPECIAL

In scoring 38 points against Chicago on Sept. 17, A'ja Wilson established franchise playoff single-game records for points (38) and franchise records for field goals made (15, which also established a new W playoff record) Previous record holders were Becky Hammon with 35 points on Sept. 28, 2008, in the Western Conference Finals vs Los Angeles and Wilson's 14 field goals on Sept. 24, 2022, in the semifinals against Seattle.

The WNBA single-game playoff record is 42 points (Angel McCoughtry, Sept. 7, 2010). Wilson's 38 points came from shooting 15 of 23 from the field and 8 of 10 from the line. She did not attempt a 3-pointer, and her 38 points ranks second in W playoff history for single-game scoring without a 3-pointer (39, Angel McCoughtry, Sept. 24, 2014). She equaled her 15 made field goals on Sept. 24 in a 34-point output against Dallas.

## BAKER'S DOZEN+

A'ja Wilson, who swatted 4 blocks in each of her first 3 playoff games this year, has at least 1 block in each of her last 14 playoff games, the longest active streak in the league. The longest streak with at least 1 block in playoff games is 19, set by Lisa Leslie from Aug. 17, 2002 to Sept. 2, 2005. Wilson's 14 blocks are tied at No. 4 among such all-time playoff streaks.

Player	Gms	Date Streak Started
1. A'ja Wilson	14	Aug. 17, 2022
2. Elena Delle Donne	7	Oct. 6, 2019
Teaira McCowan	7	Aug. 18, 2022
4. Cheyenne Parker	5	Sept. 11, 2019
Breanna Stewart	5	Sept. 6, 2022

## 600-300-70

Prior to Sept. 26, 2023, only 3 players in the history of the league had amassed at least 600 points, 300 rebounds and 70 blocked shots in postseason play. A'ja Wilson became the 4th on that list in the Aces 91-84 victory over Dallas, exactly 19 years since Lisa Leslie first accomplished the feat, and is the first to hit all 3 marks in the same game. DeWanna Bonner is in need of 6 blocked shots to join the 600-300-70 club.

## 600-300-70 Marker

Player	Game	Pts	Rebs	Blks	Date
Lisa Leslie	32	633	302	93	Sept. 26, 2004
Candace Parker	39	781	365	71	Sept. 29, 2017
Brittney Griner	42	727	304	96	Oct. 10, 2021
A'ja Wilson	32	623	303	71	Sept. 26, 2023

~~~

|                |    |      |     |    |     |
|----------------|----|------|-----|----|-----|
| DeWanna Bonner | 77 | 1057 | 524 | 64 | ??? |
|----------------|----|------|-----|----|-----|

## Career Playoff Totals

| Player          | Games | Pts  | Rebs | Blks |
|-----------------|-------|------|------|------|
| Lisa Leslie     | 52    | 908  | 471  | 132  |
| Candace Parker  | 66    | 1149 | 610  | 117  |
| Brittney Griner | 45    | 800  | 322  | 100  |
| A'ja Wilson     | 32    | 623  | 303  | 71   |



## NEVER GONNA GIVE IT UP

Aces players gave the ball away just 7 times to Chicago on Sept. 13, tying the 2nd-fewest single-game turnovers in franchise playoff history (6 vs Phoenix, Sept. 30, 2021). The 8 player turnovers in Game 2 of the First Round ranks tied for 5th. Through 4 games the Aces are averaging a playoff 3rd-best 11.5 turnovers a game.

## PAINTING THE TOWN RED

In their 21 games (19-2) ahead of the All-Star Game, the Aces were scoring a league-high 40.7 points in the paint. After the midseason break, the Aces posted a 15-4 record and dropped to 35.9 points per game in the paint (6th best in the W). The Aces returned to their early-season form in the first 4 games of the playoffs with an average of 40.0 points in the paint.

## PAINTING THE TOWN RED, PART DEUX

A'ja Wilson averaged 12.8 points in the paint over the 40-game regular season and jumped up her average to 19.5 points in the paint in the postseason.

### 2023 AWARD WINNERS

#### Kia WNBA Defensive Player of the Year & All-Def. 1st Team

|                 |      |             |         |         |
|-----------------|------|-------------|---------|---------|
| A'ja Wilson (2) | 2023 | 7.5 def rpg | 2.2 bpg | 1.4 spg |
|-----------------|------|-------------|---------|---------|

#### Kia WNBA Sixth Player of the Year

|                  |      |         |         |       |
|------------------|------|---------|---------|-------|
| Alysha Clark (1) | 2023 | 6.7 ppg | 3.4 rpg | 54.8% |
|------------------|------|---------|---------|-------|

#### Western Conference Player of the Month

|                 |      |          |          |          |
|-----------------|------|----------|----------|----------|
| A'ja Wilson (6) | June | 19.5 ppg | 8.9 rpg  | 53.4 FG% |
| A'ja Wilson (7) | July | 22.7 ppg | 10.1 rpg | 57.3 FG% |
| A'ja Wilson (8) | Aug. | 24.8 ppg | 9.8 rpg  | 53.4 FG% |

#### Western Conference Player of the Week

|                  |     |          |          |          |
|------------------|-----|----------|----------|----------|
| A'ja Wilson (12) | W5  | 24.0 ppg | 11.0 rpg | 55.6 FG% |
| A'ja Wilson (13) | W8  | 29.0 ppg | 14.5 rpg | 71.9 FG% |
| Chelsea Gray (2) | W9  | 24.5 ppg | 5.5 rpg  | 8.5 apg  |
| A'ja Wilson (14) | W11 | 29.7 ppg | 11.7 rpg | 2.3 spg  |
| A'ja Wilson (15) | W12 | 26.2 ppg | 9.0 rpg  | 1.8 bpg  |
| A'ja Wilson (16) | W14 | 33.0 ppg | 8.5 rpg  | 3.0 bpg  |

#### Coach of the Month

|                  |      |             |
|------------------|------|-------------|
| Becky Hammon (2) | June | 10-1 Record |
|------------------|------|-------------|

#### Associated Press

*Defensive Player of the Year:* A'ja Wilson

*Sixth Woman of the Year:* Alysha Clark

*All-League First Team:* Chelsea Gray, A'ja Wilson

*All-League Second Team:* Jackie Young

## CHARITY BEGINS AT HOME

Against Dallas on Sept. 24, the Aces shot a perfect 13 of 13 from the line. It not only marked the 1st perfect game from the charity stripe in the 2023 postseason (New York, 16-16 FTs, Sept. 26), it was the 14th perfect game in league postseason history with 13 or more free throws attempted. The most was 24 by Phoenix in the 2016 Second Round, and the third-most by a Las Vegas team (20 vs Phoenix, 2021; 18 vs Phoenix, 2022).

Additionally, the Aces, who led the league at the stripe during the regular season, continue riding the top of the wave in playoff games and lead all playoff teams with 93.3% (72-78 FTs) from the line.

## PEAK PLAYOFF PERFORMER

Since competing in her first playoff game in 2019, A'ja Wilson has scored more points (623), blocked more shots (303) and swatted more shots (71) in playoff games than anyone else in the league. She also ranks second for double-doubles (14).

### Player Points (2019-2023)

|                   |     |
|-------------------|-----|
| 1. A'ja Wilson    | 623 |
| 2. Alyssa Thomas  | 536 |
| 3. Jonquel Jones  | 451 |
| 4. DeWanna Bonner | 434 |
| 5. Kelsey Plum    | 414 |
| 6. Chelsea Gray   | 405 |

### Player Blocks (2019-2023)

|                    |    |
|--------------------|----|
| 1. A'ja Wilson     | 71 |
| 2. Jonquel Jones   | 42 |
| 3. Candace Parker  | 41 |
| 4. Breanna Stewart | 34 |
| 5. DeWanna Bonner  | 29 |

### Player Double-Doubles (2019-2023)

|                   |    |
|-------------------|----|
| 1. Alyssa Thomas  | 17 |
| 2. A'ja Wilson    | 14 |
| 3. Jonquel Jones  | 13 |
| 4. Candace Parker | 11 |
| 5. DeWanna Bonner | 8  |

### Player Rebounds (2019-2023)

|                   |     |
|-------------------|-----|
| 1. A'ja Wilson    | 303 |
| 2. Alyssa Thomas  | 301 |
| 3. Jonquel Jones  | 273 |
| 4. DeWanna Bonner | 220 |
| 5. Candace Parker | 208 |

## QUAD LIFT

A'ja Wilson (22.8), Kelsey Plum (18.7), Jackie Young (17.6) and Chelsea Gray (15.3) finished the year as the first four teammates to average 15 or more points per game in the same season.



## GONE STREAKING (streaks include playoffs) ...

**Kierstan Bell**—Did not play in Semifinal Game 2...Made 20 3-pointers in 2023 after making 3 during the entire 2022 campaign... Over her last 13 games, including the playoffs, made 1 of 27 3-pointers, and over her last 11 games, including the playoffs, she has made 6 of 32 from the field.

**Alysha Clark**— Shot 32.8% overall and 28.3% from 3-point over the final 11 games of the season and shot 60% from the field and 41.7% from 3-point range in her first 4 playoff games...Scored a season-high 16 points vs Seattle on Sept. 2, but totaled just 8 points in the final 2 games ... Scored in double figures 12 times, including 4 of the last 8...Shot 4 of 6 from 3-point in her first 2 playoff games, but only 1 of 6 in the 2 games against Dallas.

**Sydney Colson**—Did not play in Semifinal Game 2...Shot 4 of 12 from 3 over her last 9 games after going 0 of 2 over previous 10 games...Has 5 steals in her last 7 games after picking off just 4 over her previous 24 games.

**Cayla George**—Averaged 2.4 minutes over the first 4 playoff games after averaging 10+ minutes in the final 6 games of the season ... Prior to going 10 of 29 (.345) from 3-point over the past 13 games, was 1 for 25 from 3-point range over a 16-game span... Has not made a 3-pointer in 4 playoff games.

**Chelsea Gray**—Has 10 double-doubles in 2023, including 5 in the last 12 games of the regular season, and just missed out by 1 assist in 2 more over that span... Dished out 8.1 apg over her last 7 games...Scored 20 or more points 10 times in 2023, including 3 of her last 7 games ... Dished out at least 2 assists in 154-straight regular season games, the longest active streak in the W ... Has dished out 3 or more assists in 16-straight playoff games, which is 2nd among active players (Candace Parker, 19)

**Candace Parker**—Injured (left foot surgery) and has not played since the July 7 loss at Dallas ... The Aces were 16-2 with Parker and 18-4 to close out the season in her absence.

**Kelsey Plum**—Has 17 games of 20 or more points over her last 32 games after reaching that mark just once in her first 10...Had been near-perfect from the line over 21 games, shooting 93.5% (72-77FTs) at the charity stripe before missing 2 (6-8 FTs) on Sept. 26 ...Scored 30+ points twice, including a 30-point game in the season finale ... Scored 15+ points in 6 of her last 7 playoff games, including a postseason career-high tying 25 points vs Dallas on Sept. 24...Shot just 33.3% (4-12 3FGs) in her 2 First Round games and hit 52.9% (9-17 3FGs) in her 2 Semifinal games.

**Kiah Stokes**—Grabbed 11 rebounds against Seattle on Sept. 2, the first double-digit rebounding game after a 7-game draught...After grabbing 8 total in the final 2 games, hauled in a career playoff high 15 rebounds against Chicago on Sept. 13...She grabbed 10 caroms on Sept. 17 for her first back-to-back double-digit rebounding games since Sept. 2 and Sept. 5, 2021, when she grabbed 13 and 10 against Chicago... Averaged 5.4 rpg prior to All-Star, 6.4 rpg in the 19 regular season games played after the midseason break and a playoff career-high 9.5 rpg in the playoffs...Shot just 27.6% from the field over her final 15 games of the regular season and has hit 57.1% of her tries in 4 playoff games.

**A'ja Wilson**—In the 17 games played since scoring 9 points on 2 of 14 shooting from the field in the Aug. 6 loss at New York, averaged 28.3 ppg, 9.9 rpg and 2.4 bpg, while shooting 60% from the field... Has at least 2 blocked shots in 31 of 44 games... Since the All-Star break, increased regular season production from pre-All-Star in scoring (19.7 to 26.2), rebounds (9.3 to 9.7) and free throw percentage (.770 to .856) ... Has played in 138 consecutive regular season games, which is the longest active streak in the W ... Scored at least 20 points in 32 of 44 games and 14 of her last 17 ... Has scored 30 or more points in 9 games, all since the All-Star break, and including 6 of her last 7 games...Averaged 30.3 ppg in her past 7 games... Has 22 regular season double-doubles, which is tied for 3rd among all-time W single-season leaders and 2nd among 2023 players...Has 14 playoff double-doubles, including 2 this year.

**Jackie Young**—Made at least 1 3-pointer in 32-straight regular season games, which is the longest active streak in the league, and 36-straight if you include playoff games, which is also the longest active streak in the W when factoring in both playoff and regular season contests...Scored in double figures in 41 of 44 games ... Shot 79.7% from the line in her first 21 games, made 95.7% (67 of 70) over her next 20 games and had made 37-straight before missing her 1st one on Sept. 26 ...Dished out 4.6 apg over last 17 games after averaging 2.5 apg in the previous 5 ... scored a season-low 3 points in the season finale on a season-low 20% shooting from the field.

**Aces Offense**—Scored 90+ points in 30 games this year, including a league-record 11 regular season games of 100 or more points ...The Aces shot 80.9% from the line in the final 6 games of the season and raised that to 92.3% in the playoffs ...Aces opponents averaged just 1.7 bpg over the final 9 games of the season, then they saw opponents average 5.3 bpg in their 4 playoff games.

## FOUR OF A KIND

The Aces Big 4 of Chelsea Gray, Kelsey Plum, A'ja Wilson and Jackie Young finished the season with career-highs in various categories.

Gray, who dished out a franchise- and career-high 7.3 assists, also posted career-highs of 15.3 points and 4.0 rebounds per game.

Plum's shooting from the field overall (.475) and from 2-point range (.550) are her best shooting performances since joining the league in 2017.

Wilson posted career-highs of 22.8 ppg, 9.5 rpg, 2.2 bpg, 55.7 percent shooting from the field and 57.0 from 2-point range.

Young, who increased her scoring each year in the W, averaged a career-high 17.6 points a game on career-bests of 52.3 percent from the field overall, 57.6 percent from 2-point range, 44.9 percent from 3-point and 86.7 percent from the line.

## SHOOTING OFF FIREWORKS

The Aces led the W in 2023 with 92.8 ppg, 4.8 bpg, 48.6% shooting from the field, 54.9% from 2-point, 84% from the line, a +12.6 scoring differential, a WNBA-record for offensive efficiency rating at 113.0, 97.7 defensive efficiency rating, 15.3 net rating and 1.85 assist-to-turnover ratio, and a league-fewest 11.8 turnovers a game.

They missed out on leading in all 4 shooting percentage categories after dropping to 37.2% from 3-point range, just behind NY's 37.4%.



## GAME NOTES (STATS & RANKINGS THROUGH 9/26)

### POINT GAWD OR SHOOTING GAWD?

In the 68 games she's played since the 2022 All-Star Break, including 2022 and 2023 postseason games, the 2022 WNBA Finals MVP is averaging 16.4 points and 7.0 assists, while connecting on 51.9% from the field, 44% from 3 and 90.2% from the free throw line.

For context, in the 21 games played prior to the 2022 midseason snub, Gray averaged 12.4 points, 6.0 assists and shot 45.5% from the field, 29.1% from 3-point and 91.3% from the line.

Only 4 players in WNBA history have averaged more than 16.0 points and 6.0 assists over a full season. None came as close to shooting as well as Gray has over the 68 games since the 2022 All-Star Break.

|                 | YEAR         | PPG  | APG | FG%  | 3G%  | FT%  |
|-----------------|--------------|------|-----|------|------|------|
| Chelsea Gray    | 2022 pre-AS  | 12.4 | 6.0 | 45.5 | 29.1 | 91.3 |
| Chelsea Gray    | Post 2022 AS | 16.3 | 7.0 | 51.9 | 44.0 | 90.2 |
| Diana Taurasi   | 2013         | 20.3 | 6.2 | 45.6 | 34.6 | 85.4 |
| Candace Parker  | 2015         | 19.4 | 6.3 | 48.9 | 27.9 | 81.5 |
| Diggins-Smith   | 2018         | 17.9 | 6.2 | 40.3 | 29.7 | 83.9 |
| Sabrina Ionescu | 2022         | 17.4 | 6.3 | 41.1 | 33.3 | 93.1 |

### LOOK AT ALL THE PEOPLE HERE TONIGHT

The Las Vegas Aces welcomed a franchise-high 17,406 fans to their final regular season game against the Mercury on Sept. 10, eclipsing the previous record of 15,657, set on Aug. 4, 1998, when the Utah Starzz played host to the Houston Comets.

Three nights later, the Aces rewrote their playoff attendance record since arriving in Las Vegas with 12,927 fans at T-Mobile Arena for Game 1 against the Sky. The previous Las Vegas playoff high was 10,211 one year earlier on Sept. 13, 2022. The franchise high for a playoff game is 16,012, set Oct. 3, 2008, when the San Antonio Stars hosted the Detroit Shock in the Finals.

The Aces ranked 1st in the W in attendance this year, and lead in the postseason as well. Factoring in playoff games, 7 of the top 10 attendance counts since moving to Vegas have come in 2023 and 12 of the top 20. The Aces also have 7 sellouts this season.

| Date              | Opponent      | Attendance |
|-------------------|---------------|------------|
| 1. Sept. 10, 2023 | Phoenix       | 17,406     |
| 2. Sept. 13, 2023 | Chicago*      | 12,927     |
| 3. Aug. 19, 2023  | Los Angeles   | 10,348     |
| 4. July 11, 2023  | Phoenix       | 10,281     |
| 5. July 30, 2023  | Dallas        | 10,213     |
| 6. Sept. 13, 2022 | Connecticut * | 10,211     |

\* Playoff Game

### 7.28 SHADES OF GRAY

After recording the 2nd- and 3rd-best passing seasons in franchise history in 2021 and 2022, Chelsea Gray finished No. 1 this year.

| Player            | Year | APG  |
|-------------------|------|------|
| Chelsea Gray      | 2023 | 7.28 |
| Danielle Robinson | 2013 | 6.72 |
| Chelsea Gray      | 2022 | 6.06 |
| Chelsea Gray      | 2021 | 5.91 |
| Becky Hammon      | 2011 | 5.82 |

### ANSWERED THE CALL

The 2023 Aces, who won a WNBA-record 14 games by 20 or more points, broke several records this season.

| Record                      | 2023 Aces | Previous Record Holder   |
|-----------------------------|-----------|--------------------------|
| Wins by 10+ Points          | 26        | 22 (Houston, 2000)       |
| Wins by 15+ Points          | 20        | 16 (Washington, 2019)    |
| Wins by 20+ Points          | 14        | 13 (Washington, 2019)    |
| Offensive Efficiency Rating | 113.0     | 112.9 (Washington, 2019) |
| 100-Point Games             | 11        | 10 (Phoenix, 2010)       |

### ALWAYS ROOM FOR IMPROVEMENT

Jackie Young was named the WNBA's Most Improved Player a year ago, and made the case for winning the award for a second-straight season. The 5th-year guard set career-highs in all 3 shooting percentage categories and led the league in effective field goal percentage. She was second in the WNBA in offensive efficiency and behind only A'ja Wilson and Breanna Stewart in Win Shares.

|            | MP   | FG%  | 3G%  | EffFG% | FT%  | PPG  | WS  | OER   |
|------------|------|------|------|--------|------|------|-----|-------|
| 2021       | 31.8 | .507 | .250 | .515   | .833 | 12.2 | 3.7 | 110.0 |
| 2022       | 33.2 | .476 | .431 | .539   | .859 | 15.9 | 5.4 | 121.4 |
| 2023       | 31.5 | .523 | .449 | .617   | .867 | 17.6 | 7.5 | 123.6 |
| 2023 Ranks | 18th | 7th  | 2nd  | 1st    | 16th | 11th | 3rd | 2nd   |

### UPPING THE ANTE

With its 34-6 slate, Las Vegas finished the season with the most wins in WNBA history.

### Most Wins in WNBA History

| Team        | Year | W  | L | Pct  |
|-------------|------|----|---|------|
| Las Vegas   | 2023 | 34 | 6 | .850 |
| New York    | 2023 | 32 | 8 | .800 |
| Phoenix     | 2014 | 29 | 5 | .853 |
| Los Angeles | 2000 | 28 | 4 | .875 |
| Los Angeles | 2001 | 28 | 4 | .875 |
| Seattle     | 2010 | 28 | 6 | .824 |
| Minnesota   | 2016 | 28 | 6 | .824 |

### GOOD GAWD!

Prior to this season, no WNBA player had ever averaged at least 7.0 assists and 15.0 points per game in a season, but 2 players did so this year—the Aces' Chelsea Gray and Connecticut's Alyssa Thomas. The highest scoring average for a player who averaged at least 7.0 assists in a season prior to 2023 was Courtney Vandersloot's 13.6 ppg in the 2020 season when she averaged 10.0 apg.

|        | PPG  | APG | MPG  | FG%  | 3P%  | EffFG% | WS  | OER   | DER  |
|--------|------|-----|------|------|------|--------|-----|-------|------|
| Thomas | 15.5 | 7.9 | 36.1 | .474 | .000 | .474   | 6.1 | 105.1 | 97.7 |
| Gray   | 15.3 | 7.3 | 32.2 | .490 | .421 | .560   | 7.0 | 112.5 | 96.2 |

### BLOCK PARTY

A'ja Wilson, who ranks No. 19 on the league's all-time career blocked shot list and 5th among active players, has blocked more shots than anyone else since entering the league in 2018.

### Top 3 WNBA Shot Blockers Since 2018

| Name                  | Blocks |
|-----------------------|--------|
| 1. A'ja Wilson        | 343    |
| 2. Brittney Griner    | 279    |
| 3. Elizabeth Williams | 264    |



## TRIPLE A

A'ja Wilson established the franchise record for scoring average in a season as a rookie and now, after resetting the record in 2023, owns 4 of the top 5 scoring marks in franchise history. Additionally, she also became the only player in franchise history to average 20 or more points in a season on 3 occasions.

| Player         | Year | PPG   |
|----------------|------|-------|
| 1. A'ja Wilson | 2023 | 22.80 |
| 2. A'ja Wilson | 2018 | 20.67 |
| 3. A'ja Wilson | 2020 | 20.45 |
| 4. Kelsey Plum | 2022 | 20.17 |
| 5. A'ja Wilson | 2022 | 19.53 |

Only 9 other players in league history have 3 or more seasons with scoring averages of 20 or more points a game.

| Player            | 20+ PPG Seasons | Yrs in the W |
|-------------------|-----------------|--------------|
| Diana Taurasi     | 7               | 19           |
| Lauren Jackson    | 5               | 12           |
| Angel McCoughtry  | 5               | 13           |
| Brittney Griner   | 4               | 10           |
| Breanna Stewart   | 4               | 7            |
| Seimone Augustus  | 3               | 15           |
| Cynthia Cooper    | 3               | 5            |
| Elena Delle Donne | 3               | 10           |
| Cappie Pondexter  | 3               | 13           |
| A'ja Wilson       | 3               | 6            |

## TOP OF THE PECKING OERDER

Up until this year, 7 teams in WNBA history have boasted both the best offense and defense in the same season as measured by Offensive (OER) and Defensive Efficiency Ratings (DER)—points scored and allowed per 100 possessions—and 6 of them have won the title (\*). The Aces became the 8th to end the season ranking first for both OER and DER.

| Team        | Year | OER   | DER  |
|-------------|------|-------|------|
| Houston *   | 1998 | 104.1 | 86.7 |
| Houston *   | 1999 | 104.4 | 91.4 |
| Houston *   | 2000 | 109.1 | 90.8 |
| Phoenix *   | 2014 | 106.4 | 94.1 |
| Minnesota   | 2016 | 107.4 | 96.6 |
| Minnesota * | 2017 | 108.5 | 94.4 |
| Seattle *   | 2020 | 108.3 | 93.3 |
| Las Vegas   | 2023 | 113.0 | 97.7 |

## THAT'S OFFENSIVE

The Aces have had one of the best offenses in the W since making the move to Vegas. In 2020 they ranked 2nd in the WNBA in OER, and in each of the past 3 seasons they finished 1st.

| Year | OER   | Rank          |
|------|-------|---------------|
| 2018 | 102.0 | 6th out of 12 |
| 2019 | 99.1  | 5th out of 12 |
| 2020 | 107.3 | 2nd out of 12 |
| 2021 | 107.1 | 1st out of 12 |
| 2022 | 109.6 | 1st out of 12 |
| 2023 | 113.0 | 1st out of 12 |

## SILENT BUT DEADLY ASSASSIN

Jackie Young may be quiet off the court, but she is a deadly assassin on it. She connected on a league second-best 44.9 percent of her 3-pointers on the year, and now ranks No. 2 in league history for highest 3-point percentage when attempting at least 150 from distance. The record is 45.28 percent set by Maya Moore in 2023.

## WNBA All-Time Single-Season 3-Point % (Minimum 150 Attempts)

| Player          | Year | Team     | 3PM | 3PA | 3P%   |
|-----------------|------|----------|-----|-----|-------|
| Maya Moore      | 2013 | Lynx     | 72  | 159 | 45.28 |
| Jackie Young    | 2023 | Aces     | 89  | 198 | 44.95 |
| Sabrina Ionescu | 2023 | New York | 128 | 286 | 44.76 |
| Sue Bird        | 2016 | Storm    | 72  | 162 | 44.44 |
| Allie Quigley   | 2019 | Chicago  | 80  | 181 | 44.20 |

Over the past 2 seasons, Young ranks 1st and Kelsey Plum lists 2nd in 3-point field goal percentage among players with a minimum of 100 made 3-pointers.

| Player             | 3PM | 3PA | 3P%   |
|--------------------|-----|-----|-------|
| 1. Jackie Young    | 139 | 314 | 44.27 |
| 2. Kelsey Plum     | 208 | 513 | 40.55 |
| 3. Kelsey Mitchell | 174 | 432 | 40.28 |
| 4. Marine Johannés | 111 | 278 | 39.93 |

## BOOM! BOOM! OUT GO THE LIGHTS!

The Aces, who shot a league-high 48.6% from the field in 2023, produced 3 of the top 5 single-game field goal percentages in the W this year, including a season-high 59.7% against the Lynx on July 9.

## ALL ABOUT THAT PACE

The Aces have played at one of the fastest paces in the league since moving to Las Vegas as measured by possessions per 40 minutes.

|        | 2018 | 2019 | 2020 | 2021 | 2022 | 2023  |
|--------|------|------|------|------|------|-------|
| Pos/40 | 82.4 | 82.3 | 82.6 | 82.5 | 82.2 | 82.15 |
| Rank   | 1st  | 2nd  | 1st  | 1st  | 1st  | 2nd   |

## TYING A LLEGEND

A'ja Wilson scored 35 points against Minnesota on July 22 and her 82.4% (14-17 FGs) shooting from the field tied the mark for highest single-game field goal percentage for a W player attempting at least 17 field goals (Lisa Leslie, Aug. 1, 2002, 14-17 FGs).

## RAREFIED AIR

Only 5 players in the history of the league have each produced 60 or more games with 20+ points and 10+ rebounds. Of those 5, 2 are active and are on this year's Aces squad—Candace Parker (2nd) and A'ja Wilson (5th).

| Player              | 20P/10R<br>Dub-Dubs | Career<br>Games | % of<br>Games |
|---------------------|---------------------|-----------------|---------------|
| 1. Tina Charles     | 99                  | 391             | 25.3          |
| 2. Candace Parker   | 84                  | 410             | 20.4          |
| 3. Sylvia Fowles    | 82                  | 408             | 20.1          |
| 4. Lisa Leslie      | 77                  | 363             | 21.2          |
| 5. A'ja Wilson      | 60                  | 189             | 31.7          |
| 6. Tamika Catchings | 56                  | 457             | 12.3          |



## GAME NOTES (STATS & RANKINGS THROUGH 9/26)

### CENTURY 2023

The Aces scored 100 or more points in 7 games in 2021 and 2022, and upped that to a WNBA record-setting 11 times this year. The WNBA record for most times reaching the century mark in a season was originally set by the 2010 Phoenix Mercury.

| Year    | Team      | 100+ Pt Gms |
|---------|-----------|-------------|
| 1. 2023 | Las Vegas | 11          |
| 2. 2010 | Phoenix   | 10          |
| 3. 2009 | Phoenix   | 9           |

### LAYING POINTS

Only 22 players in WNBA history scored 40 or more points in a single game (as of Sept. 10), with a total of 40, 40+ point games overall and 35 in the regular season. Kelsey Plum (at Minnesota, July 9) and A'ja Wilson (vs. Washington, Aug. 11) are 2 of them, having scored 40 points apiece in games this season. Wilson followed her 40-point game up with a 53-point outburst against Atlanta on Aug. 22.

Plum and Wilson became the first pair of teammates in league history to accomplish the feat in the same season. Only one franchise in WNBA history has seen 3 different players score 40 or more, but not in the same season (Los Angeles: Kristi Toliver, 43, 2015; Lisa Leslie, 41, 2006; Candace Parker, 40, 2008).

### IF A T(H)REE FALLS IN THE WOODS ...

Although the Aces have been one of the best 3-point shooting teams over the past 5 years, it wasn't always a big part of their arsenal. In 2022, the Aces began utilizing the 3-pointer to a much greater degree, more than doubling their average made and attempted 3s from 2018, and continued to look beyond the arc in 2023.

|       | 2018 | 2019 | 2020 | 2021 | 2022 | 2023 |
|-------|------|------|------|------|------|------|
| 3PFG% | 34.6 | 36.7 | 36.6 | 37.5 | 36.1 | 37.2 |
| Rank  | 7th  | 1st  | 4th  | 2nd  | 2nd  | 2nd  |

|       | 2018 | 2019 | 2020 | 2021 | 2022 | 2023 |
|-------|------|------|------|------|------|------|
| 3PM/G | 3.8  | 5.5  | 4.2  | 5.1  | 9.5  | 9.3  |
| Rank  | 12th | 12th | 12th | 11th | 2nd  | 2nd  |

|       | 2018 | 2019 | 2020 | 2021 | 2022 | 2023 |
|-------|------|------|------|------|------|------|
| 3PA/G | 10.9 | 15.0 | 11.5 | 13.5 | 26.4 | 24.9 |
| Rank  | 12th | 12th | 12th | 12th | 3rd  | 2nd  |

### BLOCK PARTY

A'ja Wilson led the league in blocked shots nearly all season and finished in 1st with 2.2 per game.

Only 2 players in WNBA history have led the league in blocked shots 3 or more times (Margo Dydek, 8; Brittney Griner, 8). Wilson led the category in 2020, 2022, and thus became the 3rd to lead the league in blocks in 3 or more seasons.

### STARTER KIT

The Aces starters set a WNBA record in 2022 by scoring more points than any starting five in league history and then recalibrated the record again in 2023.

| Team         | Year | PPG  |
|--------------|------|------|
| 1. Las Vegas | 2023 | 79.4 |
| 2. Las Vegas | 2022 | 77.5 |
| 3. Phoenix   | 2007 | 75.1 |

### ONE GOOD TURNOVER DESERVES ANOTHER

The Aces took care of the basketball better than almost anybody in the WNBA in each of the past 3 seasons, finishing 0.1 behind Dallas in 2020. They led in fewest turnovers in 2021 and 2022, and topped the league again this season.

#### Turnovers Per Game

|           | 2020 | 2021 | 2022 | 2023 |
|-----------|------|------|------|------|
| Las Vegas | 12.5 | 11.8 | 11.7 | 11.8 |
| Rank      | 2nd  | 1st  | 1st  | 1st  |

In looking at turnover percentage, which is the percentage of a team's possessions that end in a turnover, the Aces in 2021 and 2022 took better care of the ball in each possession better than any team in WNBA history, and led the WNBA in turnover percentage again this year, finishing with the third-best turnover percentage in league history.

#### WNBA All-Time Turnover Percentage Leaders

| Team         | Year | TO%  |
|--------------|------|------|
| 1. Las Vegas | 2021 | 14.1 |
| 2. Las Vegas | 2022 | 14.1 |
| 3. Las Vegas | 2023 | 14.3 |
| 4. Atlanta   | 2021 | 14.8 |

### JUST WIN, BABY!

The Aces have won more regular season games than any other WNBA team since the start of the 2019 season.

| Team        | Wins |
|-------------|------|
| Las Vegas   | 123  |
| Connecticut | 111  |
| Seattle     | 92   |

Las Vegas has also averaged the most points per game over that same time span ...

| Team        | PPG   |
|-------------|-------|
| Las Vegas   | 88.85 |
| Chicago     | 84.28 |
| Connecticut | 82.09 |

... and has the highest field goal percentage ...

| Team      | FG%   |
|-----------|-------|
| Las Vegas | 46.37 |
| Chicago   | 45.79 |
| Minnesota | 44.89 |

... and the highest 3-point field goal percentage ...

| Team        | 3FG%  |
|-------------|-------|
| Las Vegas   | 36.79 |
| Seattle     | 36.14 |
| Connecticut | 35.10 |

### LOW ON RESERVES

Las Vegas' bench averaged a league-record 35.0 points per game in 2020. Only 7 other teams in WNBA history have averaged more than 30 points per game from their reserves. Two years later, in the Aces' championship season, the bench averaged 12.9 points—12th in the league. This year, Las Vegas' reserves averaged 13.5 points per game (fewest in the league).





## APPROACHING RECORDS & MILESTONES

After several players, most notably A'ja Wilson, took the No. 1 spot or leapt further up the all-time regular season franchise records, it's time to turn our attention to playoff records and milestones fast approaching (or increasing, depending on the record).

### Franchise All-Time Playoff Records

#### Games Played

|                      |    |
|----------------------|----|
| 1. Jackie Young      | 32 |
| A'ja Wilson          | 32 |
| 3. Becky Hammon      | 26 |
| Sophia Young-Malcolm | 26 |
| 5. Kelsey Plum       | 24 |

#### Points

|                 |     |
|-----------------|-----|
| 1. A'ja Wilson  | 623 |
| 2. Becky Hammon | 474 |

#### Assists

|                 |     |
|-----------------|-----|
| 1. Chelsea Gray | 130 |
| 2. Becky Hammon | 114 |
| 3. Kelsey Plum  | 105 |
| 4. Jackie Young | 99  |

#### Steals

|                         |    |
|-------------------------|----|
| 1. Sophia Young-Malcolm | 37 |
| 2. A'ja Wilson          | 32 |
| 3. Becky Hammon         | 31 |
| 4. Jackie Young         | 24 |
| 5. Chelsea Gray         | 23 |
| Marie Ferdinand-Harris  | 23 |

#### Blocks

|                |                   |
|----------------|-------------------|
| 1. A'ja Wilson | 71 (No. 2 has 32) |
|----------------|-------------------|

#### Offensive Rebounds

|                         |                   |
|-------------------------|-------------------|
| 1. A'ja Wilson          | 63                |
| 2. Sophia Young-Malcolm | 59 (No. 3 has 29) |

#### Defensive Rebounds

|                |                     |
|----------------|---------------------|
| 1. A'ja Wilson | 240 (No. 2 has 110) |
|----------------|---------------------|

#### Rebounds

|                |                     |
|----------------|---------------------|
| 1. A'ja Wilson | 303 (No. 2 has 169) |
|----------------|---------------------|

#### Field Goals Made

|                         |     |
|-------------------------|-----|
| 1. A'ja Wilson          | 233 |
| 2. Sophia Young-Malcolm | 171 |
| 3. Becky Hammon         | 150 |
| 4. Chelsea Gray         | 143 |
| 5. Kelsey Plum          | 141 |
| 6. Jackie Young         | 101 |

#### Field Goal Percentage (minimum 50 made)

|                 |      |
|-----------------|------|
| 1. Chelsea Gray | 54.2 |
| 2. Liz Cambage  | 52.8 |
| 3. A'ja Wilson  | 51.1 |

#### Free Throws Made

|                |                           |
|----------------|---------------------------|
| 1. A'ja Wilson | 155 (Next player has 113) |
|----------------|---------------------------|

### Free Throw Percentage (minimum 25 made)

|                  |      |
|------------------|------|
| 1. Kayla McBride | 97.3 |
| 2. Chelsea Gray  | 93.9 |
| 3. Jackie Young  | 92.4 |

### Franchise Single-Game Playoff Records

#### Points

|                 |    |                              |
|-----------------|----|------------------------------|
| 1. A'ja Wilson  | 38 | Chicago (Sept. 17, 2023)     |
| 2. Becky Hammon | 35 | Los Angeles (Sept. 28, 2008) |
| 3. A'ja Wilson  | 34 | Seattle (Sept. 4, 2022)      |
| A'ja Wilson     | 34 | Dallas (Sept. 24, 2023)      |
| 5. A'ja Wilson  | 33 | Seattle (Aug. 31, 2022)      |

### Franchise Single-Season Records

#### Points

|                 |      |     |
|-----------------|------|-----|
| 1. A'ja Wilson  | 2023 | 912 |
| 2. Kelsey Plum  | 2023 | 728 |
| 3. Kelsey Plum  | 2022 | 726 |
| 4. Jackie Young | 2023 | 704 |

#### Rebounds

|                |      |     |
|----------------|------|-----|
| 1. A'ja Wilson | 2023 | 380 |
|----------------|------|-----|

#### Double-Doubles

|                     |      |    |
|---------------------|------|----|
| 1. A'ja Wilson      | 2023 | 22 |
| 2. Natalie Williams | 2000 | 19 |

#### 20+ Point Games

|                 |      |    |
|-----------------|------|----|
| 1. *A'ja Wilson | 2023 | 29 |
| 2. A'ja Wilson  | 2022 | 20 |
| 3. Kelsey Plum  | 2022 | 19 |

#### Assists

|                 |      |     |
|-----------------|------|-----|
| 1. Chelsea Gray | 2023 | 291 |
| 2. Chelsea Gray | 2022 | 212 |
| 3. Becky Hammon | 2011 | 192 |

#### Defensive Rebounds

|                |      |     |
|----------------|------|-----|
| 1. A'ja Wilson | 2023 | 298 |
| 2. A'ja Wilson | 2022 | 273 |
| 3. A'ja Wilson | 2021 | 235 |

#### Field Goals Made

|                 |      |     |
|-----------------|------|-----|
| 1. *A'ja Wilson | 2023 | 335 |
| 2. A'ja Wilson  | 2022 | 260 |
| 3. Kelsey Plum  | 2023 | 249 |
| Jackie Young    | 2023 | 249 |
| 5. A'ja Wilson  | 2018 | 245 |

#### 2-Point Field Goals Made

|                 |      |     |
|-----------------|------|-----|
| 1. *A'ja Wilson | 2023 | 326 |
| 2. A'ja Wilson  | 2018 | 245 |
| 3. A'ja Wilson  | 2022 | 229 |

\*League Record



Las Vegas Aces President Nikki Fargas announced on December 31, 2021 that the team hired San Antonio Spurs assistant, and 6-time WNBA All-Star Becky Hammon as the team's head coach. Hammon rewarded the Aces less than nine months later with the franchise's first WNBA Championship.

The seeds for Hammon's hiring were originally sewn when the Aces retired her jersey on September 13, 2021. That ceremony served as the culmination of the franchise's 25th anniversary alumni initiative, which saw the Aces embrace their Utah and San Antonio roots, and celebrate the players who helped build the franchise and the league from the ground up. Las Vegas owner Mark Davis spent time with Hammon and her family that week, and walked away understandably impressed.

Hammon played 16 seasons in the WNBA, including her final eight in San Antonio, where she led the franchise to its first finals appearance in 2008.

On August 5, 2014, Spurs head coach Gregg Popovich hired Hammon as a full-time assistant making her the first woman in NBA history to hold that position.

Since that time, Hammon has continued to accumulate coaching 'firsts' in the NBA. On July 3, 2015, she became the first woman to serve as head coach in the NBA's Summer League where she led the Spurs to the league title.

Less than a year later, Hammon became the first woman to be part of an All-Star coaching staff, and on December 30, 2020, following Popovich's ejection in San Antonio's game against Los Angeles, Hammon took over on the bench, becoming the first woman acting head coach in the history of the NBA.

A member of the league's 15th, 20th and 25th anniversary teams, Hammon went undrafted in 1999 following her All-American career at Colorado State. She signed with New York as a free agent that same year, helping the team to WNBA Finals appearances in three of her first four years in the Big Apple.

The Rapid City, South Dakota native earned her first All-Star nod in 2003, and represented New York on the Eastern Conference squad in 2005 and 2006 as well.



Following the 2006 season, New York traded Hammon to San Antonio. In her first year in silver and black, she posted what were then career highs in scoring (18.8 ppg), and assists (5.0) while earning another trip to the WNBA All-Star Game. As a team, the Silver Stars made their first appearance in the postseason since 2002, falling to Phoenix in the Western Conference Finals.

In 2008, Hammon led San Antonio to its first trip to the WNBA Finals where they fell to Detroit. The Silver Stars made the playoffs in each of her seven full seasons with the team, and Hammon once again was named to the All-Star team in 2009 and 2011.

She retired as the franchise leader in assists per game (5.1) and scoring average (15.6), and the WNBA leader in career free throw percentage (89.7).

Hammon, who was inducted into the Naismith Memorial Hall of Fame on Aug. 12, 2023, was inducted into the Colorado Sports Hall of Fame in 2015 and the San Antonio Sports Hall of Fame in 2018.

# HEAD COACH BECKY HAMMON



|                                          |                       |                                           |                           |
|------------------------------------------|-----------------------|-------------------------------------------|---------------------------|
| <b>Colorado State (1995-99)</b>          |                       | <b>WNBA (1999-2014)</b>                   |                           |
| All-American                             | 1997, 1998, 1999      | New York Liberty                          | 1999-2006                 |
| NCAA Sweet Sixteen                       | 1999                  | San Antonio Stars                         | 2007-14                   |
| NCAA Second Round                        | 1996, 1998            |                                           |                           |
| WAC Mountain Division Player of the Year | 1997-98, 1998-99      | All-Star                                  | 2003, 2005-07, 2009, 2011 |
| WAC Pacific Division Player of the Year  | 1996-97               | All-WNBA First Team                       | 2007, 2009                |
| WAC Tournament MVP                       | 1996                  | All-WNBA Second Team                      | 2005, 2008                |
| WAC Freshman of the Year                 | 1995-96               | WNBA Assists Leader                       | 2007                      |
| WAC All-Time Leading Scorer              | 2,740 points, 1995-99 | WNBA 15th Anniversary Team                | 2011                      |
| WAC Single-Season Scoring Leader         | 824 points, 1998-99   | WNBA 20th Anniversary Team                | 2016                      |
| WAC Single-Season Made 3-Pointers Leader | 114, 1998-99          | WNBA 25th Anniversary Team                | 2021                      |
| No. 25 Retired by Colorado State         | January 22, 2005      | WNBA Finals                               | 1999, 2000, 2002, 2008    |
| <b>Coaching Career (2014-present)</b>    |                       | No. 25 Retired by San Antonio             | June 25, 2016             |
| San Antonio Spurs Assistant (NBA)        | 2014-22               | No. 25 Retired by Las Vegas               | September 13, 2021        |
| Las Vegas Aces (WNBA)                    | 2022-present          |                                           |                           |
| <b>WNBA Champion</b>                     |                       | <b>Halls of Fame</b>                      |                           |
| Coach of the Year                        | 2022                  | Naismith Memorial Basketball Hall of Fame | 2023                      |
| Coach of the Month                       | June 2023, May 2022   | San Antonio Sports Hall of Fame           | 2018                      |
| Commissioner's Cup Champion              | 2022                  | Colorado Sports Hall of Fame              | 2015                      |

## WNBA HEAD COACH RECORD

| TEAM           | YEAR           | REG W-L      | PCT         | WNBA FIN | POST W-L | PCT   | NOTES                                      |
|----------------|----------------|--------------|-------------|----------|----------|-------|--------------------------------------------|
| Las Vegas Aces | 2022           | 26-10        | .722        | 1st      | 8-2      | .800  | WNBA Champion, Commissioner's Cup Champion |
| Las Vegas Aces | 2023           | 34-6         | .850        |          | 4-0      | 1.000 | Finished No. 1 in the regular season       |
| <b>Totals</b>  | <b>2 Years</b> | <b>60-16</b> | <b>.789</b> |          |          |       |                                            |

## NBA ASSISTANT COACH RECORD

| TEAM              | YEAR           | REG W-L        | PCT         | CON FIN | POST W-L     | PCT         | NOTES                          |
|-------------------|----------------|----------------|-------------|---------|--------------|-------------|--------------------------------|
| San Antonio Spurs | 2014-15        | 55-27          | .671        | 6th     | 3-4          | .429        | Western Conference First Round |
| San Antonio Spurs | 2015-16        | 67-15          | .817        | 2nd     | 6-4          | .600        | Western Conference Semifinals  |
| San Antonio Spurs | 2016-17        | 61-21          | .744        | 2nd     | 8-8          | .500        | Western Conference Finals      |
| San Antonio Spurs | 2017-18        | 47-35          | .573        | 7th     | 1-4          | .250        | Western Conference First Round |
| San Antonio Spurs | 2018-19        | 48-34          | .585        | 7th     | 3-4          | .429        | Western Conference First Round |
| San Antonio Spurs | 2019-20        | 32-39          | .451        | 11th    | -            | .-          | -                              |
| San Antonio Spurs | 2020-21        | 33-39          | .458        | 10th    | -            | .-          | -                              |
| San Antonio Spurs | 2021-22        | 34-48          | .415        | 10th    | -            | .-          | -                              |
| <b>Totals</b>     | <b>8 Years</b> | <b>377-258</b> | <b>.594</b> |         | <b>21-24</b> | <b>.467</b> |                                |

## WNBA STATISTICS

| Year          | Tm  | G          | GS         | MP           | FG          | FGA         | FG%         | 3P         | 3PA         | 3P%         | 2P          | 2PA         | 2P%         | eFG%        | FT          | FTA         | FT%         | OR         | DR         | REB         | RPG        | A           | S          | B         | TO          | PF         | PTS         | PPG         |
|---------------|-----|------------|------------|--------------|-------------|-------------|-------------|------------|-------------|-------------|-------------|-------------|-------------|-------------|-------------|-------------|-------------|------------|------------|-------------|------------|-------------|------------|-----------|-------------|------------|-------------|-------------|
| 1999          | NYL | 30         | 0          | 202          | 27          | 64          | .422        | 11         | 38          | .289        | 16          | 26          | .615        | .508        | 15          | 17          | .882        | 2          | 17         | 19          | 0.6        | 17          | 6          | 0         | 24          | 27         | 80          | 2.7         |
| 2000          | NYL | 32         | 16         | 835          | 119         | 252         | .472        | 52         | 141         | .369        | 67          | 111         | .604        | .575        | 61          | 69          | .884        | 19         | 45         | 64          | 2.0        | 58          | 29         | 1         | 62          | 55         | 351         | 11.0        |
| 2001          | NYL | 32         | 0          | 619          | 90          | 197         | .457        | 42         | 111         | .378        | 48          | 86          | .558        | .563        | 40          | 51          | .784        | 10         | 42         | 52          | 1.6        | 51          | 27         | 1         | 48          | 46         | 262         | 8.2         |
| 2002          | NYL | 32         | 1          | 659          | 87          | 197         | .442        | 44         | 114         | .386        | 43          | 83          | .518        | .553        | 38          | 56          | .679        | 18         | 50         | 68          | 2.1        | 54          | 25         | 0         | 55          | 49         | 256         | 8.0         |
| 2003          | NYL | 11         | 2          | 257          | 50          | 87          | .575        | 23         | 49          | .469        | 27          | 38          | .711        | .707        | 39          | 41          | .951        | 1          | 20         | 21          | 1.9        | 18          | 10         | 1         | 27          | 13         | 162         | 14.7        |
| 2004          | NYL | 34         | 34         | 1130         | 153         | 354         | .432        | 57         | 170         | .335        | 96          | 184         | .522        | .513        | 97          | 116         | .836        | 17         | 101        | 118         | 3.5        | 150         | 58         | 2         | 118         | 73         | 460         | 13.5        |
| 2005          | NYL | 34         | 34         | 1165         | 145         | 336         | .432        | 65         | 178         | .365        | 80          | 158         | .506        | .528        | 118         | 131         | .901        | 20         | 94         | 114         | 3.4        | 146         | 60         | 2         | 107         | 77         | 473         | 13.9        |
| 2006          | NYL | 22         | 20         | 674          | 107         | 252         | .425        | 37         | 108         | .343        | 70          | 144         | .486        | .498        | 72          | 75          | .960        | 6          | 60         | 66          | 3.0        | 81          | 29         | 3         | 65          | 46         | 323         | 14.7        |
| 2007          | SAS | 28         | 27         | 934          | 179         | 402         | .445        | 74         | 183         | .404        | 105         | 219         | .479        | .537        | 95          | 102         | .931        | 8          | 69         | 77          | 2.8        | 140         | 23         | 5         | 114         | 51         | 527         | 18.8        |
| 2008          | SAS | 33         | 33         | 1101         | 171         | 438         | .390        | 77         | 220         | .350        | 94          | 218         | .431        | .478        | 163         | 174         | .937        | 13         | 78         | 91          | 2.8        | 161         | 43         | 7         | 104         | 60         | 582         | 17.6        |
| 2009          | SAS | 31         | 31         | 1049         | 200         | 447         | .447        | 76         | 206         | .369        | 124         | 241         | .515        | .532        | 128         | 142         | .901        | 25         | 78         | 103         | 3.3        | 156         | 49         | 12        | 111         | 54         | 604         | 19.5        |
| 2010          | SAS | 32         | 32         | 1075         | 159         | 360         | .442        | 69         | 177         | .390        | 90          | 183         | .492        | .538        | 97          | 101         | .960        | 16         | 77         | 93          | 2.9        | 172         | 36         | 8         | 108         | 61         | 484         | 15.1        |
| 2011          | SAS | 33         | 33         | 1050         | 176         | 400         | .440        | 75         | 193         | .389        | 101         | 207         | .488        | .534        | 99          | 111         | .892        | 5          | 91         | 96          | 2.9        | 192         | 49         | 7         | 119         | 51         | 526         | 15.9        |
| 2012          | SAS | 33         | 33         | 998          | 160         | 363         | .441        | 80         | 184         | .435        | 80          | 179         | .447        | .551        | 85          | 97          | .876        | 9          | 74         | 83          | 2.5        | 176         | 31         | 6         | 106         | 37         | 485         | 14.7        |
| 2013          | SAS | 1          | 1          | 12           | 1           | 3           | .333        | 0          | 1           | .000        | 1           | 2           | .500        | .333        | 0           | 0           |             | 0          | 1          | 1           | 1.0        | 1           | 0          | 0         | 3           | 0          | 2           | 2.0         |
| 2014          | SAS | 32         | 32         | 784          | 91          | 218         | .417        | 47         | 118         | .398        | 44          | 100         | .440        | .525        | 35          | 35          | 1.000       | 3          | 42         | 45          | 1.4        | 135         | 13         | 4         | 53          | 37         | 264         | 8.3         |
| <b>Career</b> |     | <b>450</b> | <b>329</b> | <b>12544</b> | <b>1915</b> | <b>4370</b> | <b>.438</b> | <b>829</b> | <b>2191</b> | <b>.378</b> | <b>1086</b> | <b>2179</b> | <b>.498</b> | <b>.533</b> | <b>1182</b> | <b>1318</b> | <b>.897</b> | <b>172</b> | <b>939</b> | <b>1111</b> | <b>2.5</b> | <b>1708</b> | <b>488</b> | <b>59</b> | <b>1224</b> | <b>737</b> | <b>5841</b> | <b>13.0</b> |



# KIERSTAN BELL

#1

Guard

6-1

Florida Gulf Coast '22

2nd Year

## WNBA Career Highlights

- 2022 WNBA Champion

## 2023 (Las Vegas)

- Scored a career-high 15 points on Aug. 1.

## 2022 (Las Vegas)

- Won WNBA Championship... In the playoffs, scored a career playoff-high 11 vs. Phoenix on Aug. 20.

## Collegiate Career (Florida Gulf Coast/Ohio State)

- Named ASUN Player of the Year as a sophomore
- First player in program history to record a 20-20 game (24 pts, 20 rebs) in FGCU debut vs Davidson on Nov. 30, 2020.
- 2021, 2022 All-American honorable mention
- 2-time Becky Hammon Mid-Major Player of the Year

## Go to Kierstan Bell's complete bio online

- Online bio includes items such as expanded WNBA statistics, more notes, college and international statistics, and more!

## Record Without

| Year   | Games Missed | Record With | Record Without |
|--------|--------------|-------------|----------------|
| 2022   | 15           | 18-3        | 8-7            |
| 2023   | 4            | 31-5        | 3-1            |
| Totals | 19           | 49-8        | 11-8           |

## Regular Season Highs

|      | PTS | REBS | ASTS | STLS | BLKS | MIN   | FG | FGA | 3G | 3GA | FT | FTA |
|------|-----|------|------|------|------|-------|----|-----|----|-----|----|-----|
| 2022 | 12  | 5    | 2    | 1    | 1    | 15:48 | 4  | 6   | 2  | 4   | 2  | 2   |
| 2023 | 15  | 5    | 2    | 2    | 2    | 19:24 | 5  | 9   | 3  | 6   | 2  | 2   |

## WNBA Rankings

|      | PPG | RPG | APG | SPG | BPG | MPG | FG% | 3G% | FT% |
|------|-----|-----|-----|-----|-----|-----|-----|-----|-----|
| 2022 | --- | --- | --- | --- | --- | --- | --- | --- | --- |
| 2023 | --- | --- | --- | --- | --- | --- | --- | --- | --- |

## Milestones

| Mark   | Opponent | Date         | Gm. |
|--------|----------|--------------|-----|
| 1st Pt | Phoenix  | May 21, 2022 | 5   |

## Upcoming Milestones

| Mark | Category | Current |
|------|----------|---------|
| 200  | Points   | 159     |
| 100  | Rebounds | 75      |
| 100  | Assists  | 25      |

|        | Reb | Asts | Double Doubles |        | Scoring |     |
|--------|-----|------|----------------|--------|---------|-----|
| Year   | 10+ | 10+  | Pt-Reb         | Year   | 10+     | 20+ |
| 2022   | 0   | 0    | 0              | 2022   | 1       | 0   |
| 2023   | 0   | 0    | 0              | 2023   | 3       | 0   |
| Totals | 0   | 0    | 0              | Totals | 4       | 0   |

## 2023 REGULAR SEASON HIGHS

|      |       |                       |         |
|------|-------|-----------------------|---------|
| PTS  | 15    | Atlanta               | Aug. 1  |
| REBS | 5     | @ Connecticut         | June 8  |
| ASTS | 2     | 2x, last @ Phoenix    | Sept. 8 |
| STLS | 2     | 2x, last vs. New York | Aug. 17 |
| BLKS | 2     | Los Angeles           | May 27  |
| MINS | 19:24 | @ Dallas              | Aug. 8  |

## CAREER REGULAR SEASON HIGHS

|      |       |                   |               |
|------|-------|-------------------|---------------|
| PTS  | 15    | Atlanta           | Aug. 1, 2023  |
| REBS | 5     | 2x, last @ Conn   | June 8, 2023  |
| ASTS | 2     | 2x, last @ Dallas | Aug. 8, 2023  |
| STLS | 2     | Minnesota         | July 18, 2023 |
| BLKS | 2     | Los Angeles       | May 27, 2023  |
| MINS | 19:24 | @ Dallas          | Aug 8, 2023   |

## CAREER PLAYOFF HIGHS

|      |       |                    |                |
|------|-------|--------------------|----------------|
| PTS  | 11    | Phoenix            | Aug. 20, 2020  |
| REBS | 4     | Phoenix            | Aug. 20, 2020  |
| ASTS | 1     | 3x, last vs Dallas | Sept. 24, 2023 |
| STLS | 2     | Chicago            | Sept. 13, 2023 |
| BLKS | 1     | 2x, last vs Dallas | Sept. 24, 2023 |
| MINS | 16:33 | Chicago            | Sept. 13, 2023 |

## Career Regular Season Statistics

| YEAR   | TM  | G  | GS | MP  | FG | FGA | FG%  | 3P | 3PA | 3P%  | 2P | 2PA | 2P%  | eFG% | FT | FTA | FT%   | OR | DR | REB | RPG | A  | S  | B | TO | PF | PTS | PPG |
|--------|-----|----|----|-----|----|-----|------|----|-----|------|----|-----|------|------|----|-----|-------|----|----|-----|-----|----|----|---|----|----|-----|-----|
| 2022   | LVA | 21 | 1  | 121 | 10 | 33  | .303 | 3  | 22  | .136 | 7  | 11  | .636 | .348 | 4  | 4   | 1.000 | 4  | 15 | 19  | 0.9 | 7  | 2  | 3 | 5  | 10 | 27  | 1.3 |
| 2023   | LVA | 36 | 0  | 424 | 53 | 153 | .346 | 20 | 82  | .244 | 33 | 71  | .465 | .412 | 6  | 10  | .600  | 14 | 42 | 56  | 1.6 | 18 | 15 | 5 | 14 | 47 | 132 | 3.7 |
| Career |     | 57 | 1  | 545 | 63 | 186 | .339 | 23 | 104 | .221 | 40 | 82  | .488 | .401 | 10 | 14  | .714  | 18 | 57 | 75  | 1.3 | 25 | 17 | 8 | 19 | 57 | 159 | 2.8 |

## Career Playoff Statistics

| Year   | Tm  | G | GS | MP | FG | FGA | FG%  | 3P | 3PA | 3P%  | 2P | 2PA | 2P%   | eFG% | FT | FTA | FT%   | OR | DR | REB | RPG | A | S | B | TO | PF | PTS | PPG |
|--------|-----|---|----|----|----|-----|------|----|-----|------|----|-----|-------|------|----|-----|-------|----|----|-----|-----|---|---|---|----|----|-----|-----|
| 2022   | LVA | 4 | 0  | 19 | 4  | 6   | .667 | 3  | 5   | .600 | 1  | 1   | 1.000 | .917 | 0  | 1   | .000  | 0  | 5  | 5   | 1.3 | 1 | 0 | 0 | 2  | 2  | 11  | 2.8 |
| 2023   | LVA | 3 | 0  | 33 | 1  | 10  | .100 | 0  | 7   | .000 | 1  | 3   | .333  | .100 | 2  | 2   | 1.000 | 2  | 4  | 6   | 2.0 | 2 | 2 | 2 | 1  | 1  | 4   | 1.3 |
| Career |     | 7 | 0  | 52 | 5  | 16  | .313 | 3  | 12  | .250 | 2  | 4   | .500  | .406 | 2  | 3   | .667  | 2  | 9  | 11  | 1.6 | 3 | 2 | 2 | 3  | 3  | 15  | 2.1 |





ALAINA COATES

#81

Center

6-4

South Carolina '17

5th Year

- International (USA)

  - 2015 Pan American Games silver medalist (5x5)
- 2023 (Las Vegas)

  - Signed an emergency hardship contract with the Aces on Aug. 2 and was announced as signing a Rest of Season contract on Aug. 23.
- 2017 (Chicago)

  - Drafted No. 2 by Chicago ... Missed the 2017 season following ankle surgery.
- Collegiate Honors & Notes (South Carolina)

  - 2017 NCAA Champion ... 4-time All-SEC ... 2014 SEC Co-Sixth Player of the Year ... 2014 SEC Freshman of the Year ... Averaged 12.0 ppg and 9.3 rpg during her four-year collegiate career.
- Personal

  - Daughter of the late Gary Coates and Pamela Coates ... Uncle Ben Coates played for the Baltimore Ravens

Season Highs

|      | PTS | REBS | ASTS | STLS | BLKS | MIN   | FG | FGA | 3G | 3GA | FT | FTA |
|------|-----|------|------|------|------|-------|----|-----|----|-----|----|-----|
| 2018 | 10  | 10   | 3    | 1    | 2    | 29:41 | 5  | 7   | 0  | 0   | 3  | 5   |
| 2019 | 10  | 10   | 1    | 1    | 3    | 21:06 | 4  | 6   | 0  | 0   | 3  | 4   |
| 2020 | 11  | 9    | 3    | 3    | 2    | 22:21 | 4  | 5   | 0  | 0   | 5  | 7   |
| 2022 | 6   | 5    | 1    | 1    | 2    | 14:45 | 2  | 2   | 0  | 0   | 4  | 4   |
| 2023 | 3   | 3    | 0    | 1    | 0    | 7:09  | 1  | 2   | 0  | 0   | 1  | 2   |

Milestones

| Mark     | Opponent   | Date         | Gm. |
|----------|------------|--------------|-----|
| # 1st Pt | at Indiana | May 19, 2018 | 1   |

Upcoming Milestones

| Mark | Category | Current |
|------|----------|---------|
| 300  | Points   | 258     |
| 300  | Rebounds | 243     |

|        | Reb | Asts | Double Doubles | Scoring |     |     |
|--------|-----|------|----------------|---------|-----|-----|
| Year   | 10+ | 10+  | Pt-Reb         | Year    | 10+ | 20+ |
| 2018   | 2   | 0    | 0              | 2018    | 2   | 0   |
| 2019   | 1   | 0    | 0              | 2019    | 1   | 0   |
| 2020   | 0   | 0    | 0              | 2020    | 1   | 0   |
| 2022   | 0   | 0    | 0              | 2022    | 0   | 0   |
| 2023   | 0   | 0    | 0              | 2023    | 0   | 0   |
| Totals | 3   | 0    | 0              | Totals  | 4   | 0   |

2023 REGULAR SEASON HIGHS

|      |      |                     |          |
|------|------|---------------------|----------|
| PTS  | 3    | @ Dallas            | August 8 |
| REBS | 3    | @ New York          | August 6 |
| ASTS | 0    |                     |          |
| STLS | 1    | 3x, last at Phoenix | Sept. 8  |
| BLKS | 0    |                     |          |
| MIN  | 7:09 | @ New York          | August 6 |

CAREER REGULAR SEASON HIGHS

|      |       |                        |                |
|------|-------|------------------------|----------------|
| PTS  | 11    | Dallas                 | Aug. 21, 2020  |
| REBS | 10    | 3x, last vs. Las Vegas | Sept. 5, 2019  |
| ASTS | 3     | 2x, last vs. Phoenix   | Aug. 10, 2020  |
| STLS | 3     | New York               | Sept. 12, 2020 |
| BLKS | 3     | Chicago                | Aug. 20, 2019  |
| MIN  | 29:41 | @ Indiana              | Aug. 19, 2018  |

CAREER PLAYOFF HIGHS

|      |      |         |                |
|------|------|---------|----------------|
| PTS  | 2    | Chicago | Sept. 13, 2023 |
| REBS | 2    | Chicago | Sept. 13, 2023 |
| ASTS | 0    |         |                |
| STLS | 1    | Chicago | Sept. 13, 2023 |
| BLKS | 0    |         |                |
| MIN  | 3:31 | Phoenix | Sept. 15, 2020 |

Career Regular Season Statistics

| YEAR   | TM  | G  | GS | MP  | FG | FGA | FG%   | 3P | 3PA | 3P%  | 2P | 2PA | 2P%   | eFG%  | FT | FTA | FT%  | OR | DR  | REB | RPG | A  | S  | B  | TO | PF  | PTS | PPG |
|--------|-----|----|----|-----|----|-----|-------|----|-----|------|----|-----|-------|-------|----|-----|------|----|-----|-----|-----|----|----|----|----|-----|-----|-----|
| 2018   | CHI | 32 | 0  | 364 | 42 | 74  | .568  | 0  | 0   | ---- | 42 | 74  | .568  | .568  | 25 | 40  | .625 | 39 | 63  | 102 | 3.2 | 13 | 6  | 7  | 17 | 58  | 109 | 3.4 |
| 2019   | MIN | 14 | 0  | 92  | 15 | 31  | .484  | 0  | 0   | ---- | 15 | 31  | .484  | .484  | 5  | 8   | .625 | 13 | 20  | 33  | 2.4 | 1  | 3  | 5  | 5  | 17  | 35  | 2.5 |
| 2019   | ATL | 9  | 0  | 75  | 9  | 14  | .643  | 0  | 0   | ---- | 9  | 14  | .643  | .643  | 7  | 13  | .538 | 8  | 19  | 27  | 3.0 | 1  | 2  | 6  | 4  | 20  | 25  | 2.8 |
| 2019   | TOT | 23 | 0  | 167 | 24 | 45  | .533  | 0  | 0   | ---- | 24 | 45  | .533  | .533  | 12 | 21  | .571 | 21 | 39  | 60  | 2.6 | 2  | 5  | 11 | 9  | 37  | 60  | 2.6 |
| 2020   | WAS | 20 | 0  | 197 | 18 | 34  | .529  | 0  | 0   | ---- | 18 | 34  | .529  | .529  | 14 | 26  | .538 | 20 | 35  | 55  | 2.8 | 9  | 7  | 4  | 12 | 33  | 50  | 2.5 |
| 2022   | IND | 8  | 0  | 75  | 7  | 11  | .636  | 0  | 0   | ---- | 7  | 11  | .636  | .636  | 14 | 15  | .933 | 6  | 10  | 16  | 2.0 | 2  | 2  | 3  | 5  | 18  | 28  | 3.5 |
| 2023   | PHO | 2  | 0  | 5   | 1  | 1   | 1.000 | 0  | 0   | ---- | 1  | 1   | 1.000 | 1.000 | 0  | 0   | ---- | 0  | 0   | 0   | 0.0 | 0  | 1  | 0  | 0  | 1   | 2   | 1.0 |
| 2023   | LVA | 10 | 0  | 30  | 4  | 5   | .800  | 0  | 0   | ---- | 4  | 5   | .800  | .800  | 1  | 4   | .250 | 2  | 8   | 10  | 1.0 | 0  | 2  | 0  | 7  | 9   | 9   | 0.9 |
| 2023   | TOT | 12 | 0  | 35  | 5  | 6   | .833  | 0  | 0   | ---- | 5  | 6   | .833  | .833  | 1  | 4   | .250 | 2  | 8   | 10  | 0.8 | 0  | 3  | 0  | 7  | 10  | 11  | 0.9 |
| Career |     | 95 | 0  | 838 | 96 | 170 | .565  | 0  | 0   | ---- | 96 | 170 | .565  | .565  | 66 | 106 | .623 | 88 | 155 | 243 | 2.6 | 26 | 23 | 25 | 50 | 156 | 258 | 2.7 |

Career Playoff Statistics

| YEAR   | TM  | G | GS | MP | FG | FGA | FG%   | 3P | 3PA | 3P%  | 2P | 2PA | 2P%   | eFG%  | FT | FTA | FT%  | OR | DR | REB | RPG | A | S | B | TO | PF | PTS | PPG |
|--------|-----|---|----|----|----|-----|-------|----|-----|------|----|-----|-------|-------|----|-----|------|----|----|-----|-----|---|---|---|----|----|-----|-----|
| 2020   | WAS | 1 | 0  | 4  | 0  | 1   | .000  | 0  | 0   | ---- | 0  | 1   | .000  | .000  | 0  | 0   | ---- | 1  | 0  | 1   | 1.0 | 0 | 0 | 0 | 0  | 1  | 0   | 0.0 |
| 2023   | LVA | 3 | 0  | 7  | 1  | 1   | 1.000 | 0  | 0   | ---- | 1  | 1   | 1.000 | 1.000 | 0  | 0   | ---- | 2  | 2  | 4   | 1.3 | 0 | 1 | 0 | 1  | 1  | 2   | 0.7 |
| Career |     | 4 | 0  | 11 | 1  | 2   | .500  | 0  | 0   | ---- | 1  | 2   | .500  | .500  | 0  | 0   | ---- | 3  | 2  | 5   | 1.3 | 0 | 1 | 0 | 1  | 2  | 2   | 0.7 |



## ALYSHA CLARK

# #7

**Forward**

**5-11**

**Middle Tennessee '10**

**9th Year**

### WNBA Career Highlights

- 2023 WNBA Sixth Player of the Year
- 2018, 2020 WNBA Champion
- 2020 WNBA All-Defensive First Team
- 2019 WNBA All-Defensive Second Team

### Collegiate Career

- Earned multiple All-America honors as a senior
- Two-time Sun Belt Player of the Year (2009, 2010)
- Two-time Sun Belt Tournament Most Outstanding Player (2009, 2010) ... Two-time leading scorer in the nation (2008-09, 2009-10)

### 2023 (Las Vegas)

- Named the WNBA and Associated Press Sixth Woman of the Year ... Against Chicago in the First Round, scored 13 points on Sept. 13 and 14 points on Sept. 17... Scored a season-high 16 points on Sept. 2 vs. Seattle on 4 of 9 from the field, 4 of 6 from 3-point and 4 of 4 from the line, and has hit double figures for points 12 times in 42 games.

### 2022 (Washington)

- Finished 1st in the WNBA in 2-point field goal percentage (.629)

### 2020 (Seattle)

- Led the WNBA in Offensive Efficiency Rating (132.6), which, heading into the 2023 season, was the 3rd highest in league history per Basketball Reference ... Led WNBA in 3-point field goal percentage with what was, at the time, the 5th highest percentage in league history.

### Go to Alysha Clark's complete bio online

- Online bio includes items such as expanded WNBA statistics, more notes, college and international statistics, and more!

### Record Without

| Year          | Games Missed | Record With    | Record Without |
|---------------|--------------|----------------|----------------|
| 2012          | 11           | 12-11          | 4- 7           |
| 2013          | 1            | 16-17          | 1- 0           |
| 2014          | 0            | 12-22          | 0- 0           |
| 2015          | 1            | 10-23          | 0- 1           |
| 2016          | 1            | 16-17          | 0- 1           |
| 2017          | 1            | 14-19          | 1- 0           |
| 2018          | 4            | 23- 7          | 3- 1           |
| 2019          | 3            | 17-14          | 1- 2           |
| 2020          | 0            | 18- 4          | 0- 0           |
| 2021          | 32           | 0- 0           | 12-20          |
| 2022          | 7            | 18-11          | 4- 3           |
| 2023          | 1            | 33- 6          | 1- 0           |
| <b>Totals</b> | <b>62</b>    | <b>189-150</b> | <b>27-35</b>   |

### Season Highs

|      | PTS | REBS | ASTS | STLS | BLKS | MIN   | FG | FGA | 3G | 3GA | FT | FTA |
|------|-----|------|------|------|------|-------|----|-----|----|-----|----|-----|
| 2012 | 9   | 8    | 1    | 1    | 1    | 26:00 | 4  | 7   | 2  | 3   | 3  | 4   |
| 2013 | 11  | 6    | 2    | 2    | 1    | 25:00 | 4  | 9   | 3  | 5   | 3  | 5   |
| 2014 | 8   | 6    | 2    | 2    | 4    | 27:00 | 4  | 8   | 2  | 4   | 4  | 4   |
| 2015 | 14  | 9    | 3    | 3    | 1    | 32:47 | 5  | 9   | 3  | 5   | 4  | 5   |
| 2016 | 23  | 8    | 7    | 3    | 1    | 35:22 | 7  | 13  | 3  | 7   | 7  | 8   |
| 2017 | 22  | 10   | 5    | 2    | 1    | 36:19 | 9  | 13  | 3  | 5   | 4  | 4   |
| 2018 | 17  | 8    | 4    | 5    | 1    | 38:17 | 6  | 9   | 3  | 6   | 8  | 8   |
| 2019 | 21  | 10   | 6    | 3    | 4    | 35:59 | 7  | 14  | 4  | 7   | 5  | 6   |
| 2020 | 16  | 8    | 6    | 4    | 2    | 36:31 | 7  | 12  | 4  | 6   | 4  | 5   |
| 2022 | 20  | 9    | 5    | 4    | 1    | 40:50 | 8  | 11  | 4  | 7   | 4  | 4   |
| 2023 | 16  | 8    | 4    | 2    | 1    | 35:08 | 4  | 9   | 4  | 7   | 4  | 4   |

# PLAYER PROFILES



## WNBA Rankings

|      | PPG | RPG | APG | SPG  | BPG | MPG  | FG%  | 3G%  | FT% |
|------|-----|-----|-----|------|-----|------|------|------|-----|
| 2012 | --- | --- | --- | ---  | --- | ---  | ---  | ---  | --- |
| 2013 | --- | --- | --- | ---  | --- | ---  | ---  | ---  | --- |
| 2014 | --- | --- | --- | ---  | --- | ---  | ---  | ---  | --- |
| 2015 | --- | --- | --- | ---  | --- | ---  | 5th  | ---  | --- |
| 2016 | --- | --- | --- | ---  | --- | ---  | 16th | 9th  | --- |
| 2017 | --- | --- | --- | ---  | --- | ---  | 7th  | ---  | --- |
| 2018 | --- | --- | --- | ---  | --- | ---  | ---  | ---  | --- |
| 2019 | --- | --- | --- | ---  | --- | ---  | 18th | 1st  | --- |
| 2020 | --- | --- | --- | 13th | --- | 23rd | 4th  | 1st  | --- |
| 2022 | --- | --- | --- | ---  | --- | ---  | ---  | ---  | --- |
| 2023 | --- | --- | --- | ---  | --- | ---  | ---  | 17th | --- |

## Milestones

| Mark        | Opponent      | Date          | Gm. # |
|-------------|---------------|---------------|-------|
| 1st Pt      | Tulsa         | June 1, 2012  | 1     |
| 1,000th Pt  | @ Dallas      | July 1, 2017  | 171   |
| 2,000th Pt  | @ Seattle     | June 23, 2022 | 286   |
| 1,000th Reb | @ Connecticut | July 3, 2022  | 289   |

## Upcoming Milestones

| Mark           | Category | Current |
|----------------|----------|---------|
| 2,500 Points   | Points   | 2,384   |
| 1,500 Rebounds | Rebounds | 1,192   |
| 500 Assists    | Assists  | 493     |
| 300 Steals     | Steals   | 254     |

|        | Reb | Asts | Double Doubles |        | Scoring |     |     |
|--------|-----|------|----------------|--------|---------|-----|-----|
| Year   | 10+ | 10+  | Pt/Reb         | Pt/Ast | Year    | 10+ | 20+ |
| 2012   | 0   | 0    | 0              | 0      | 2012    | 0   | 0   |
| 2013   | 0   | 0    | 0              | 0      | 2013    | 2   | 0   |
| 2014   | 0   | 0    | 0              | 0      | 2014    | 0   | 0   |
| 2015   | 0   | 0    | 0              | 0      | 2015    | 9   | 0   |
| 2016   | 0   | 0    | 0              | 0      | 2016    | 14  | 2   |
| 2017   | 1   | 0    | 0              | 0      | 2017    | 12  | 2   |
| 2018   | 0   | 0    | 0              | 0      | 2018    | 9   | 0   |
| 2019   | 1   | 0    | 0              | 0      | 2019    | 16  | 1   |
| 2020   | 0   | 0    | 0              | 0      | 2020    | 13  | 0   |
| 2022   | 0   | 0    | 0              | 0      | 2022    | 9   | 1   |
| 2023   | 0   | 0    | 0              | 0      | 2023    | 10  | 0   |
| Totals | 2   | 0    | 0              | 0      | Totals  | 94  | 6   |

## 2023 REGULAR SEASON HIGHS

|      |       |                     |         |
|------|-------|---------------------|---------|
| PTS  | 16    | Seattle             | Sept. 2 |
| REBS | 8     | @ Los Angeles       | July 12 |
| ASTS | 4     | @ Phoenix           | June 21 |
| STLS | 2     | 6x, last @ Chicago  | Aug. 24 |
| BLKS | 1     | 5x, last @ New York | Aug. 28 |
| MINS | 35:08 | Dallas              | July 5  |

## CAREER REGULAR SEASON HIGHS

|      |    |                    |               |
|------|----|--------------------|---------------|
| PTS  | 23 | New York           | June 5, 2016  |
| REBS | 10 | 2x, last vs LA     | June 21, 2019 |
| ASTS | 7  | @ Atlanta          | Sept. 4, 2016 |
| STLS | 5  | @ Los Angeles      | June 7, 2018  |
| BLKS | 4  | 2x, last @ Chicago | June 9, 2019  |
| MINS | 41 | @ Las Vegas        | June 25, 2022 |

## CAREER PLAYOFF HIGHS

|      |       |           |                |
|------|-------|-----------|----------------|
| PTS  | 21    | Las Vegas | Oct. 4, 2020   |
| REBS | 13    | Phoenix   | Sept. 4, 2018  |
| ASTS | 6     | Las Vegas | Oct. 4, 2020   |
| STLS | 4     | Minnesota | Sept. 11, 2019 |
| BLKS | 2     | Las Vegas | Oct. 2, 2020   |
| MINS | 39:26 | Phoenix   | Aug. 28, 2018  |

## Career Regular Season Statistics

| Year   | Tm  | G  | GS | MP  | FG  | FGA | FG%  | 3P | 3PA | 3P%  | 2P | 2PA | 2P%  | eFG% | FT | FTA | FT%   | OR | DR  | REB | RPG | A  | S  | B  | TO | PF | PTS | PPG  |
|--------|-----|----|----|-----|-----|-----|------|----|-----|------|----|-----|------|------|----|-----|-------|----|-----|-----|-----|----|----|----|----|----|-----|------|
| 2012   | SEA | 23 | 0  | 238 | 29  | 53  | .547 | 9  | 20  | .450 | 20 | 33  | .606 | .632 | 12 | 17  | .706  | 13 | 34  | 47  | 2.0 | 7  | 5  | 1  | 19 | 27 | 79  | 3.4  |
| 2013   | SEA | 33 | 0  | 505 | 48  | 106 | .453 | 16 | 41  | .390 | 32 | 65  | .492 | .528 | 19 | 25  | .760  | 32 | 50  | 82  | 2.5 | 12 | 14 | 5  | 35 | 50 | 131 | 4.0  |
| 2014   | SEA | 34 | 22 | 561 | 56  | 125 | .448 | 14 | 57  | .246 | 42 | 68  | .618 | .504 | 16 | 23  | .696  | 26 | 47  | 73  | 2.1 | 20 | 16 | 10 | 24 | 64 | 142 | 4.2  |
| 2015   | SEA | 33 | 31 | 763 | 86  | 158 | .544 | 24 | 68  | .353 | 62 | 90  | .689 | .620 | 31 | 40  | .775  | 13 | 108 | 121 | 3.7 | 39 | 23 | 6  | 36 | 79 | 227 | 6.9  |
| 2016   | SEA | 33 | 32 | 911 | 105 | 217 | .484 | 36 | 93  | .387 | 69 | 124 | .556 | .567 | 50 | 59  | .847  | 40 | 81  | 121 | 3.7 | 64 | 24 | 2  | 44 | 87 | 296 | 9.0  |
| 2017   | SEA | 33 | 33 | 934 | 106 | 202 | .525 | 22 | 67  | .328 | 84 | 135 | .622 | .579 | 38 | 51  | .745  | 33 | 105 | 138 | 4.2 | 54 | 24 | 4  | 33 | 80 | 272 | 8.2  |
| 2018   | SEA | 31 | 30 | 813 | 83  | 173 | .480 | 29 | 74  | .392 | 54 | 99  | .545 | .564 | 33 | 39  | .846  | 31 | 77  | 108 | 3.5 | 58 | 31 | 4  | 36 | 70 | 228 | 7.4  |
| 2019   | SEA | 31 | 30 | 881 | 114 | 237 | .481 | 51 | 106 | .481 | 63 | 131 | .481 | .589 | 18 | 22  | .818  | 37 | 108 | 145 | 4.7 | 79 | 33 | 17 | 48 | 60 | 297 | 9.6  |
| 2020   | SEA | 22 | 22 | 633 | 82  | 147 | .558 | 35 | 67  | .522 | 47 | 80  | .588 | .677 | 20 | 25  | .800  | 19 | 74  | 93  | 4.2 | 59 | 33 | 11 | 19 | 38 | 219 | 10.0 |
| 2022   | WAS | 29 | 29 | 766 | 91  | 196 | .464 | 30 | 99  | .303 | 61 | 97  | .629 | .541 | 21 | 23  | .913  | 23 | 108 | 131 | 4.5 | 59 | 27 | 8  | 38 | 55 | 233 | 8.0  |
| 2023   | LVA | 4  | 0  | 85  | 13  | 25  | .520 | 5  | 12  | .417 | 8  | 13  | .615 | .620 | 3  | 3   | 1.000 | 5  | 12  | 17  | 4.3 | 4  | 2  | 0  | 2  | 9  | 34  | 8.5  |
| Career |     | 26 | 20 | 747 | 77  | 165 | .467 | 29 | 75  | .387 | 48 | 90  | .533 | .555 | 30 | 33  | .909  | 36 | 98  | 134 | 5.2 | 55 | 18 | 9  | 20 | 65 | 213 | 8.2  |

## Career Playoff Statistics

| Year   | Tm  | G  | GS | MP  | FG | FGA | FG%  | 3P | 3PA | 3P%  | 2P | 2PA | 2P%  | eFG% | FT | FTA | FT%   | OR | DR | REB | RPG | A  | S  | B | TO | PF | PTS | PPG  |
|--------|-----|----|----|-----|----|-----|------|----|-----|------|----|-----|------|------|----|-----|-------|----|----|-----|-----|----|----|---|----|----|-----|------|
| 2013   | SEA | 2  | 0  | 37  | 5  | 11  | .455 | 2  | 6   | .333 | 3  | 5   | .600 | .545 | 2  | 2   | 1.000 | 1  | 9  | 10  | 5.0 | 1  | 0  | 0 | 1  | 4  | 14  | 7.0  |
| 2016   | SEA | 1  | 1  | 28  | 3  | 9   | .333 | 0  | 1   | .000 | 3  | 8   | .375 | .333 | 2  | 2   | 1.000 | 1  | 1  | 2   | 2.0 | 3  | 0  | 0 | 1  | 3  | 8   | 8.0  |
| 2017   | SEA | 1  | 1  | 26  | 2  | 3   | .667 | 0  | 0   | ---- | 2  | 3   | .667 | .667 | 2  | 2   | 1.000 | 2  | 3  | 5   | 5.0 | 0  | 1  | 1 | 1  | 3  | 6   | 6.0  |
| 2018   | SEA | 8  | 8  | 280 | 25 | 50  | .500 | 11 | 24  | .458 | 14 | 26  | .538 | .610 | 7  | 8   | .875  | 16 | 31 | 47  | 5.9 | 20 | 4  | 2 | 5  | 20 | 68  | 8.5  |
| 2019   | SEA | 2  | 2  | 57  | 1  | 7   | .143 | 1  | 5   | .200 | 0  | 2   | .000 | .214 | 6  | 7   | .857  | 0  | 7  | 7   | 3.5 | 2  | 4  | 1 | 5  | 5  | 9   | 4.5  |
| 2020   | SEA | 6  | 6  | 183 | 24 | 53  | .453 | 8  | 23  | .348 | 16 | 30  | .533 | .528 | 6  | 6   | 1.000 | 11 | 28 | 39  | 6.5 | 19 | 4  | 4 | 4  | 16 | 62  | 10.3 |
| 2022   | WAS | 2  | 2  | 51  | 4  | 7   | .571 | 2  | 4   | .500 | 2  | 3   | .667 | .714 | 2  | 3   | .667  | 0  | 7  | 7   | 3.5 | 6  | 3  | 1 | 1  | 5  | 12  | 6.0  |
| 2023   | LVA | 3  | 0  | 67  | 12 | 20  | .600 | 4  | 8   | .500 | 8  | 12  | .667 | .700 | 3  | 3   | 1.000 | 2  | 9  | 11  | 3.7 | 3  | 2  | 0 | 2  | 9  | 31  | 10.3 |
| Career |     | 25 | 20 | 729 | 76 | 160 | .475 | 28 | 71  | .394 | 48 | 89  | .539 | .563 | 30 | 33  | .909  | 33 | 95 | 128 | 5.1 | 54 | 18 | 9 | 20 | 65 | 210 | 8.4  |



# SYDNEY COLSON

#51

Guard

5-11

Texas A&amp;M '11

9th Year

**WNBA Career Highlights**

- 2022 WNBA Champion

**2023 (Las Vegas)**

- Posted the highest effective field goal percentage of her career (.556).

**2022 (Las Vegas)**

- Her 5 assists at Phoenix on May 6 were her most since she dished out 6 vs. Atlanta on Aug. 16, 2020

**2019 (Las Vegas)**

- Forced the pass in the 2nd round of the WNBA Playoffs which led to the 'Hamby Heave' and a trip to the WNBA Semifinals for the Aces

**Collegiate Honors & Notes (Texas A&M)**

- Finished her career ranked 5th all-time at A&M in assists and 4th in steals ... Posted 3-straight 100-assist seasons ... Led Aggies to the 2011 NCAA National Championship, and was named All-Big 12 honorable mention as a senior

**Personal**

- Majored in sociology at Texas A&M ... Would like to pursue a television career as a sports commentator after WNBA career ... Takes acting classes, and has spent time as a stand up comic ([watch her recent set from Brad Garrett's Comedy Club at MGM Grand](#))

**Go to Sydney Colson's complete bio online**

- Online bio includes items such as expanded WNBA statistics, more notes, college and international statistics, and more!

**Record Without**

| Year          | Games Missed | Record With   | Record Without |
|---------------|--------------|---------------|----------------|
| 2011          | 18           | 10- 6         | 9- 9           |
| 2015          | 0            | 8-26          | 0- 0           |
| 2016          | 0            | 7-27          | 0- 0           |
| 2017          | 6            | 7-21          | 1- 5           |
| 2018          | 32           | 0- 2          | 18-14          |
| 2019          | 1            | 20-13         | 1- 0           |
| 2020          | 5            | 8- 9          | 4- 1           |
| 2022          | 18           | 15- 2         | 11- 7          |
| 2023          | 12           | 24- 4         | 10- 2          |
| <b>Totals</b> | <b>90</b>    | <b>99-111</b> | <b>53-38</b>   |

**Season Highs**

|      | PTS | REBS | ASTS | STLS | BLKS | MIN   | FG | FGA | 3G | 3GA | FT | FTA |
|------|-----|------|------|------|------|-------|----|-----|----|-----|----|-----|
| 2011 | 6   | 1    | 2    | 2    | 1    | 16:00 | 2  | 3   | 2  | 3   | 5  | 6   |
| 2015 | 9   | 4    | 8    | 4    | 2    | 30:06 | 4  | 9   | 1  | 3   | 4  | 6   |
| 2016 | 12  | 4    | 6    | 4    | 1    | 24:47 | 5  | 9   | 2  | 4   | 6  | 6   |
| 2017 | 11  | 3    | 7    | 2    | 1    | 26:49 | 5  | 11  | 1  | 2   | 4  | 6   |
| 2018 | 4   | 2    | 2    | 0    | 1    | 11:00 | 2  | 4   | 0  | 2   | 1  | 2   |
| 2019 | 17  | 3    | 5    | 4    | 2    | 22:13 | 4  | 7   | 2  | 3   | 8  | 11  |
| 2020 | 6   | 2    | 6    | 3    | 0    | 15:52 | 3  | 7   | 1  | 3   | 2  | 2   |
| 2022 | 5   | 2    | 5    | 1    | 0    | 15:36 | 2  | 7   | 1  | 3   | 2  | 2   |
| 2023 | 6   | 2    | 3    | 2    | 1    | 12:08 | 2  | 5   | 2  | 3   | 2  | 2   |





WNBA Rankings

|      | PPG | RPG | APG  | SPG  | BPG | MPG | FG% | 3G% | FT% |
|------|-----|-----|------|------|-----|-----|-----|-----|-----|
| 2011 | --- | --- | ---  | ---  | --- | --- | --- | --- | --- |
| 2015 | --- | --- | 15th | ---  | --- | --- | --- | --- | --- |
| 2016 | --- | --- | ---  | 23rd | --- | --- | --- | --- | --- |
| 2017 | --- | --- | ---  | ---  | --- | --- | --- | --- | --- |
| 2018 | --- | --- | ---  | ---  | --- | --- | --- | --- | --- |
| 2019 | --- | --- | ---  | ---  | --- | --- | --- | --- | --- |
| 2020 | --- | --- | ---  | ---  | --- | --- | --- | --- | --- |
| 2022 | --- | --- | ---  | ---  | --- | --- | --- | --- | --- |
| 2023 | --- | --- | ---  | ---  | --- | --- | --- | --- | --- |

Milestones

| Mark   | Opponent | Date          | Gm. # |
|--------|----------|---------------|-------|
| 1st Pt | Atlanta  | June 14, 2011 | 1     |

Upcoming Milestones

| Mark  | Category | Current |
|-------|----------|---------|
| 1,000 | Points   | 605     |
| 200   | Rebounds | 167     |
| 400   | Assists  | 364     |

| Reb    |     |     |        | Asts   |     |     |        | Double Doubles |     |     |        | Scoring |     |     |        |
|--------|-----|-----|--------|--------|-----|-----|--------|----------------|-----|-----|--------|---------|-----|-----|--------|
| Year   | 10+ | 10+ | Pt-Reb | Year   | 10+ | 10+ | Pt-Reb | Year           | 10+ | 10+ | Pt-Reb | Year    | 10+ | 10+ | Pt-Reb |
| 2011   | 0   | 0   | 0      | 2011   | 0   | 0   | 0      | 2011           | 0   | 0   | 0      | 2011    | 0   | 0   | 0      |
| 2015   | 0   | 0   | 0      | 2015   | 0   | 0   | 0      | 2015           | 0   | 0   | 0      | 2015    | 0   | 0   | 0      |
| 2016   | 0   | 0   | 0      | 2016   | 2   | 0   | 0      | 2016           | 2   | 0   | 0      | 2016    | 2   | 0   | 0      |
| 2017   | 0   | 0   | 0      | 2017   | 1   | 0   | 0      | 2017           | 1   | 0   | 0      | 2017    | 1   | 0   | 0      |
| 2018   | 0   | 0   | 0      | 2018   | 0   | 0   | 0      | 2018           | 0   | 0   | 0      | 2018    | 0   | 0   | 0      |
| 2019   | 0   | 0   | 0      | 2019   | 2   | 0   | 0      | 2019           | 2   | 0   | 0      | 2019    | 2   | 0   | 0      |
| 2020   | 0   | 0   | 0      | 2020   | 0   | 0   | 0      | 2020           | 0   | 0   | 0      | 2020    | 0   | 0   | 0      |
| 2022   | 0   | 0   | 0      | 2022   | 0   | 0   | 0      | 2022           | 0   | 0   | 0      | 2022    | 0   | 0   | 0      |
| 2023   | 0   | 0   | 0      | 2023   | 0   | 0   | 0      | 2023           | 0   | 0   | 0      | 2023    | 0   | 0   | 0      |
| Totals | 0   | 0   | 0      | Totals | 5   | 0   | 0      | Totals         | 5   | 0   | 0      | Totals  | 5   | 0   | 0      |

2023 REGULAR SEASON HIGHS

|      |       |                       |           |
|------|-------|-----------------------|-----------|
| PTS  | 6     | @ New York            | Aug. 28   |
| REBS | 2     | 2x, last vs. LA       | May 27    |
| ASTS | 3     | 2x, last vs. New York | June 29   |
| STLS | 2     | Washington            | August 31 |
| BLKS | 1     | Los Angeles           | May 27    |
| MINS | 12:08 | @ Phoenix             | Sept. 8   |

CAREER REGULAR SEASON HIGHS

|      |    |              |               |
|------|----|--------------|---------------|
| PTS  | 17 | @ Washington | July 13, 2019 |
| REBS | 4  | 5 x          |               |
| ASTS | 8  | @ Phoenix    | June 30, 2015 |
| STLS | 4  | 3x           |               |
| BLKS | 2  | 3x           |               |
| MINS | 30 | @ Tulsa      | Sept. 8, 2015 |

CAREER PLAYOFF HIGHS

|      |       |              |                |
|------|-------|--------------|----------------|
| PTS  | 3     | @ Washington | Sept. 19, 2019 |
| REBS | 2     | Phoenix      | Aug. 20, 2022  |
| ASTS | 4     | Phoenix      | Aug. 20, 2022  |
| STLS | 0     |              |                |
| BLKS | 1     | @ Washington | Sept. 19, 2019 |
| MINS | 11:48 | Phoenix      | Aug. 20, 2022  |

Career Regular Season Statistics

| Year   | Tm  | G   | GS | MP   | FG  | FGA | FG%  | 3P | 3PA | 3P%  | 2P  | 2PA | 2P%  | eFG% | FT  | FTA | FT%   | OR | DR  | REB | RPG | A   | S   | B  | TO  | PF  | PTS | PPG |
|--------|-----|-----|----|------|-----|-----|------|----|-----|------|-----|-----|------|------|-----|-----|-------|----|-----|-----|-----|-----|-----|----|-----|-----|-----|-----|
| 2011   | NYL | 16  | 0  | 86   | 7   | 20  | .350 | 3  | 7   | .429 | 4   | 13  | .308 | .425 | 5   | 6   | .833  | 0  | 6   | 6   | 0.4 | 10  | 4   | 2  | 17  | 9   | 22  | 1.4 |
| 2015   | SAS | 34  | 5  | 541  | 44  | 107 | .411 | 7  | 22  | .318 | 37  | 85  | .435 | .444 | 24  | 35  | .686  | 10 | 29  | 39  | 1.1 | 95  | 28  | 10 | 42  | 61  | 119 | 3.5 |
| 2016   | SAS | 34  | 0  | 573  | 59  | 137 | .431 | 5  | 26  | .192 | 54  | 111 | .486 | .449 | 49  | 59  | .831  | 14 | 41  | 55  | 1.6 | 87  | 38  | 1  | 51  | 62  | 172 | 5.1 |
| 2017   | SAS | 28  | 4  | 326  | 29  | 88  | .330 | 2  | 10  | .200 | 27  | 78  | .346 | .341 | 22  | 32  | .688  | 3  | 12  | 15  | 0.5 | 55  | 14  | 2  | 27  | 36  | 82  | 2.9 |
| 2018   | MIN | 2   | 0  | 17   | 3   | 7   | .429 | 0  | 2   | .000 | 3   | 5   | .600 | .429 | 1   | 2   | .500  | 1  | 1   | 2   | 1.0 | 4   | 0   | 1  | 4   | 2   | 7   | 3.5 |
| 2019   | LVA | 33  | 0  | 379  | 37  | 84  | .440 | 9  | 20  | .450 | 28  | 64  | .438 | .494 | 27  | 33  | .818  | 2  | 21  | 23  | 0.7 | 59  | 31  | 4  | 28  | 40  | 110 | 3.3 |
| 2020   | CHI | 17  | 0  | 110  | 9   | 21  | .429 | 3  | 9   | .333 | 6   | 12  | .500 | .500 | 7   | 8   | .875  | 1  | 6   | 7   | 0.4 | 14  | 6   | 0  | 14  | 13  | 28  | 1.6 |
| 2022   | LVA | 18  | 0  | 123  | 10  | 32  | .313 | 3  | 11  | .273 | 7   | 21  | .333 | .359 | 5   | 5   | 1.000 | 3  | 5   | 8   | 0.4 | 18  | 2   | 0  | 7   | 14  | 28  | 1.6 |
| 2023   | LVA | 28  | 0  | 135  | 12  | 27  | .444 | 6  | 16  | .375 | 6   | 11  | .545 | .556 | 5   | 6   | .833  | 4  | 8   | 12  | 0.4 | 22  | 9   | 1  | 6   | 24  | 35  | 1.3 |
| Career |     | 210 | 9  | 2290 | 211 | 524 | .403 | 38 | 123 | .309 | 173 | 401 | .431 | .439 | 145 | 186 | .780  | 38 | 129 | 167 | 0.8 | 364 | 132 | 21 | 196 | 261 | 605 | 2.9 |

Career Playoff Statistics

| Year   | Tm  | G  | GS | MP | FG | FGA | FG%  | 3P | 3PA | 3P%  | 2P | 2PA | 2P%  | eFG% | FT | FTA | FT%  | OR | DR | REB | RPG | A | S | B | TO | PF | PTS | PPG |
|--------|-----|----|----|----|----|-----|------|----|-----|------|----|-----|------|------|----|-----|------|----|----|-----|-----|---|---|---|----|----|-----|-----|
| 2011   | NYL | 1  | 0  | 2  | 0  | 0   | ---  | 0  | 0   | ---  | 0  | 0   | ---  | ---  | 0  | 0   | ---  | 0  | 0  | 0   | 0.0 | 0 | 0 | 0 | 0  | 0  | 0   | 0.0 |
| 2019   | LVA | 5  | 0  | 14 | 1  | 6   | .167 | 0  | 1   | .000 | 1  | 5   | .200 | .167 | 1  | 2   | .500 | 1  | 0  | 1   | 0.2 | 1 | 0 | 1 | 1  | 2  | 3   | 0.6 |
| 2020   | CHI | 1  | 0  | 0  | 0  | 0   | ---  | 0  | 0   | ---  | 0  | 0   | ---  | ---  | 0  | 0   | ---  | 0  | 0  | 0   | 0.0 | 0 | 0 | 0 | 0  | 0  | 0   | 0.0 |
| 2022   | LVA | 4  | 0  | 19 | 0  | 4   | .000 | 0  | 1   | .000 | 0  | 3   | .000 | .000 | 0  | 0   | ---  | 1  | 3  | 4   | 1.0 | 4 | 0 | 0 | 1  | 2  | 0   | 0.0 |
| 2023   | LVA | 3  | 0  | 13 | 0  | 2   | .000 | 0  | 1   | .000 | 0  | 1   | .000 | .000 | 0  | 0   | ---  | 0  | 1  | 1   | 0.3 | 1 | 0 | 0 | 2  | 0  | 0   | 0.0 |
| Career |     | 14 | 0  | 48 | 1  | 12  | .083 | 0  | 3   | .000 | 1  | 9   | .111 | .083 | 1  | 2   | .500 | 2  | 4  | 6   | 0.4 | 6 | 0 | 1 | 4  | 4  | 3   | 0.2 |



## CAYLA GEORGE

# #13

**Center/Forward 6-5 Australia**

**4th Year**

### 2023 (Las Vegas)

- Scored a season-high 11 points versus Atlanta on Aug. 13.

### 2018 (Dallas)

- Scored a season-high 12 points at Los Angeles on July 12

### 2017 (Phoenix)

- Set a WNBA record and career-high for most defensive rebounds by a bench player with 14 on July 28 at Chicago, which was also the most defensive rebounds ever by a Mercury player in a regulation game ... Ranked 9th in the WNBA in defensive rebound percentage ... Scored a career-high-tying 14 points at Chicago on July 28

### 2015 (Phoenix)

- Finished 6th among rookies in field goal percentage, and 8th in rebounding ... Scored a career-high 14 points at Tulsa on September 13

### International (Australia)

- 2018 FIBA World Cup silver medalist (5x5)
- 2014 & 2022 FIBA World Cup bronze medalist (5x5)
- 2016 & 2020 Olympian quarterfinalist (5x5)
- Also competed for Australia 5x5 teams in the 2011 (gold) and 2013 (gold) FIBA Oceania Championships, the 2007 FIBA U19 World Cup (fifth place) and the 2007 FIBA U21 World Cup (silver)

### Personal

- Born in Mount Barker, Australia and resides in Cairns, Queensland, Australia ... Has an older sister and half sister ... Married her husband Kailu George on May 8, 2015 in Australia ... Has one daughter, Pearl, whom she and her husband adopted through "Kupai Omasker"

### Go to Cayla George's complete bio online

- Online bio includes items such as expanded WNBA statistics, more notes, college, international and Basketball Australia statistics, and more!

### Record Without

| Year          | Games Missed | Record With  | Record Without |
|---------------|--------------|--------------|----------------|
| 2015          | 0            | 20-14        | 0-0            |
| 2017          | 2            | 16-16        | 2-0            |
| 2018          | 11           | 9-14         | 6-5            |
| 2023          | 7            | 27- 5        | 6-1            |
| <b>Totals</b> | <b>20</b>    | <b>71-48</b> | <b>14-6</b>    |



## Season Highs

|      | PTS | REBS | ASTS | STLS | BLKS | MIN   | FG | FGA | 3G | 3GA | FT | FTA |
|------|-----|------|------|------|------|-------|----|-----|----|-----|----|-----|
| 2015 | 14  | 12   | 3    | 2    | 3    | 35:55 | 6  | 10  | 3  | 7   | 4  | 4   |
| 2017 | 14  | 14   | 3    | 3    | 2    | 27:01 | 5  | 11  | 2  | 4   | 2  | 3   |
| 2018 | 12  | 6    | 3    | 1    | 2    | 19:49 | 6  | 8   | 2  | 5   | 6  | 6   |
| 2022 | 5   | 2    | 0    | 0    | 0    | 4:34  | 2  | 2   | 1  | 1   | 0  | 0   |
| 2023 | 11  | 5    | 2    | 3    | 2    | 20:56 | 4  | 8   | 3  | 5   | 0  | 1   |

## WNBA Rankings

|      | PPG | RPG | APG | SPG | BPG  | MPG | FG% | 3G% | FT% |
|------|-----|-----|-----|-----|------|-----|-----|-----|-----|
| 2015 | --- | --- | --- | --- | 25th | --- | --- | --- | --- |
| 2017 | --- | --- | --- | --- | ---  | --- | --- | --- | --- |
| 2018 | --- | --- | --- | --- | ---  | --- | --- | --- | --- |
| 2023 | --- | --- | --- | --- | ---  | --- | --- | --- | --- |

## Milestones

| Mark      | Opponent    | Date          | Gm. # |
|-----------|-------------|---------------|-------|
| 1st Pt    | San Antonio | June 5, 2015  | 1     |
| 300th Reb | Chicago     | Aug. 24, 2023 | 115   |

## Upcoming Milestones

| Mark | Category | Current |
|------|----------|---------|
| 500  | Points   | 432     |
| 300  | Rebounds | 314     |
| 50   | Blocks   | 44      |

| Rebounds |     |        | Double Doubles |     | Scoring |  |  |
|----------|-----|--------|----------------|-----|---------|--|--|
| Year     | 10+ | Pt-Reb | Year           | 10+ | 20+     |  |  |
| 2015     | 2   | 1      | 2015           | 5   | 0       |  |  |
| 2017     | 1   | 1      | 2017           | 2   | 0       |  |  |
| 2018     | 0   | 0      | 2018           | 2   | 0       |  |  |
| 2023     | 0   | 0      | 2023           | 1   | 0       |  |  |
| Totals   | 3   | 2      | Totals         | 10  | 0       |  |  |

## 2023 REGULAR SEASON HIGHS

|      |       |             |         |
|------|-------|-------------|---------|
| PTS  | 11    | Atlanta     | Aug. 13 |
| REBS | 5     | Phoenix     | July 11 |
| ASTS | 2     | @ Minnesota | July 22 |
| STLS | 3     | @ New York  | Aug. 6  |
| BLKS | 2     | Seattle     | June 15 |
| MINS | 20:56 | Atlanta     | Aug. 13 |

## CAREER REGULAR SEASON HIGHS

|      |    |                       |                |
|------|----|-----------------------|----------------|
| PTS  | 14 | 2x, last @ Chicago    | July 27, 2017  |
| REBS | 14 | @ Chicago             | July 27, 2017  |
| ASTS | 3  | 4x, Last vs Las Vegas | Aug. 17, 2018  |
| STLS | 3  | 2x, Last at New York  | Aug. 6, 2023   |
| BLKS | 3  | @ New York            | June 11, 2015  |
| MINS | 36 | @ Tulsa               | Sept. 13, 2015 |

## CAREER PLAYOFF HIGHS

|      |       |         |                |
|------|-------|---------|----------------|
| PTS  | 6     | @ Tulsa | Sept. 19, 2015 |
| REBS | 6     | Tulsa   | Sept. 17, 2015 |
| ASTS | 3     | Tulsa   | Sept. 17, 2015 |
| STLS | 3     | Tulsa   | Sept. 17, 2015 |
| BLKS | 4     | Tulsa   | Sept. 17, 2015 |
| MINS | 16:00 | Tulsa   | Sept. 17, 2015 |

## Career Regular Season Statistics

| Year   | Tm  | G   | GS | MP   | FG  | FGA | FG%  | 3P | 3PA | 3P%  | 2P  | 2PA | 2P%  | eFG% | FT | FTA | FT%  | OR | DR  | REB | RPG | A  | S  | B  | TO | PF  | PTS | PPG |
|--------|-----|-----|----|------|-----|-----|------|----|-----|------|-----|-----|------|------|----|-----|------|----|-----|-----|-----|----|----|----|----|-----|-----|-----|
| 2015   | PHO | 34  | 2  | 433  | 67  | 157 | .427 | 17 | 60  | .283 | 50  | 97  | .515 | .481 | 19 | 22  | .864 | 26 | 81  | 107 | 3.1 | 25 | 13 | 22 | 27 | 70  | 170 | 5.0 |
| 2017   | PHO | 32  | 0  | 381  | 41  | 109 | .376 | 13 | 46  | .283 | 28  | 63  | .444 | .436 | 9  | 14  | .643 | 11 | 74  | 85  | 2.7 | 15 | 9  | 12 | 15 | 62  | 104 | 3.3 |
| 2018   | DAL | 23  | 1  | 245  | 34  | 78  | .436 | 12 | 39  | .308 | 22  | 39  | .564 | .513 | 3  | 6   | .500 | 15 | 49  | 64  | 2.8 | 16 | 2  | 5  | 14 | 31  | 83  | 3.6 |
| 2023   | LVA | 32  | 0  | 273  | 30  | 104 | .288 | 15 | 64  | .234 | 15  | 40  | .375 | .361 | 0  | 3   | .000 | 15 | 43  | 58  | 1.8 | 13 | 10 | 5  | 27 | 36  | 75  | 2.3 |
| Career |     | 121 | 3  | 1332 | 172 | 448 | .384 | 57 | 209 | .273 | 115 | 239 | .481 | .448 | 31 | 45  | .689 | 67 | 247 | 314 | 2.6 | 69 | 34 | 44 | 83 | 199 | 432 | 2.6 |

## Career Playoff Statistics

| Year   | Tm  | G  | GS | MP | FG | FGA | FG%  | 3P | 3PA | 3P%  | 2P | 2PA | 2P%  | eFG% | FT | FTA | FT%   | OR | DR | REB | RPG | A | S | B | TO | PF | PTS | PPG |
|--------|-----|----|----|----|----|-----|------|----|-----|------|----|-----|------|------|----|-----|-------|----|----|-----|-----|---|---|---|----|----|-----|-----|
| 2015   | PHO | 3  | 0  | 27 | 3  | 8   | .375 | 2  | 4   | .500 | 1  | 4   | .250 | .500 | 0  | 0   | ----  | 0  | 8  | 8   | 2.7 | 3 | 5 | 5 | 4  | 7  | 8   | 2.7 |
| 2017   | PHO | 2  | 0  | 1  | 0  | 1   | .000 | 0  | 0   | ---- | 0  | 1   | .000 | .000 | 0  | 0   | ----  | 0  | 1  | 1   | 0.5 | 0 | 0 | 1 | 1  | 0  | 0   | 0.0 |
| 2018   | DAL | 1  | 0  | 5  | 2  | 4   | .500 | 0  | 0   | ---- | 2  | 4   | .500 | .500 | 0  | 0   | ----  | 0  | 1  | 1   | 1.0 | 0 | 0 | 0 | 1  | 1  | 4   | 4.0 |
| 2023   | LVA | 4  | 0  | 11 | 0  | 5   | .000 | 0  | 2   | .000 | 0  | 3   | .000 | .000 | 2  | 2   | 1.000 | 0  | 1  | 1   | 0.3 | 0 | 0 | 0 | 0  | 2  | 2   | 0.5 |
| Career |     | 10 | 0  | 44 | 5  | 18  | .278 | 2  | 6   | .333 | 3  | 12  | .250 | .333 | 2  | 2   | 1.000 | 0  | 11 | 11  | 1.1 | 3 | 5 | 6 | 6  | 10 | 14  | 1.4 |



## CHELSEA GRAY

## #12

**Guard**

**5-11**

**Duke '13**

**9th Year**

### WNBA Career

- 2022, 2016 WNBA Champion
- 2022 WNBA Finals MVP
- 2023, 2021, 2019, 2018, 2017 WNBA All-Star
- 2019 All-WNBA First Team
- 2017 All-WNBA Second Team
- 2022 WNBA Commissioner's Cup MVP

### International (USA)

- 2020 Olympic gold medalist (5x5)
- 2022 World Cup gold medalist (5x5)

### Collegiate Career

- 2-time All-American
- 2013 ACC Co-Player of the Year
- Set program record for assists in a season (201) as a sophomore

### High School Career

- 2010 California Miss Basketball
- 2010 Gatorade Player of the Year selection

### 2023 (Las Vegas)

- Named to the AP All-League First Team ... Had 20 points and 7 assists to open the playoffs against Chicago on Sept. 13 and followed that with 9 points and 9 boards on Sept. 17...Recorded the franchise's 2nd triple-double and the 1st for points-rebounds-assists with 22 points, 11 rebounds and 11 assists against New York on Aug. 17 ... Named an All-Star starter...Western Conference Player of the Week for games played July 24-30 (24.5 ppg, 5.5 rpg, 8.5 apg) ....Notched a franchise-record 10 points-assists double-doubles on the year.

### 2021 (Las Vegas)

- Set or tied 3 franchise assist records—14 in a game vs. Lynx, Sept. 8; 10 in a half and 7 in a quarter vs. Fever, May 28

### 2019 (Los Angeles)

- Recorded the 8th triple-double in WNBA regular season history, July 7 (13-pt, 10-reb, 13-asst vs. Washington) ... Set franchise mark with 20 points in a quarter, August 29 vs. Indiana—2nd most points scored in a quarter in W history

### 2017 (Los Angeles)

- 3-point field goal percentage (.482) was highest in team history and 7th highest in WNBA history for players with 50+ attempts

### 2014 (Connecticut)

- Sat out season rehabbing right knee injury suffered senior year at Duke.

### Go to Chelsea Gray's complete bio online

- Online bio includes items such as expanded WNBA statistics, more notes, college, international and USA Basketball statistics, and more!

### Record Without

| Year          | Games Missed | Record With   | Record Without |
|---------------|--------------|---------------|----------------|
| 2014          | 34           | 0- 0          | 13-21          |
| 2015          | 0            | 15-19         | 0- 0           |
| 2016          | 1            | 25- 8         | 1- 0           |
| 2017          | 0            | 26- 8         | 0- 0           |
| 2018          | 0            | 19-15         | 0- 0           |
| 2019          | 0            | 22-12         | 0- 0           |
| 2020          | 0            | 15- 7         | 0- 0           |
| 2021          | 0            | 24- 8         | 0- 0           |
| 2022          | 1            | 25-10         | 1- 0           |
| 2023          | 0            | 34- 6         | 0- 0           |
| <b>Totals</b> | <b>36</b>    | <b>204-93</b> | <b>15-21</b>   |

### Season Highs

|      | PTS | REBS | ASTS | STLS | BLKS | MIN   | FG | FGA | 3G | 3GA | FT | FTA |
|------|-----|------|------|------|------|-------|----|-----|----|-----|----|-----|
| 2015 | 16  | 9    | 7    | 3    | 2    | 25:48 | 6  | 11  | 4  | 5   | 5  | 6   |
| 2016 | 23  | 6    | 8    | 3    | 1    | 36:30 | 8  | 10  | 2  | 3   | 6  | 7   |
| 2017 | 25  | 8    | 10   | 4    | 1    | 47:51 | 9  | 18  | 5  | 8   | 8  | 10  |
| 2018 | 26  | 7    | 11   | 6    | 3    | 38:36 | 11 | 20  | 4  | 7   | 8  | 11  |
| 2019 | 30  | 10   | 13   | 5    | 2    | 41:03 | 11 | 21  | 7  | 9   | 7  | 7   |
| 2020 | 27  | 8    | 11   | 3    | 1    | 39:06 | 10 | 19  | 4  | 7   | 5  | 5   |
| 2021 | 21  | 6    | 14   | 5    | 2    | 37:14 | 8  | 19  | 3  | 6   | 5  | 5   |
| 2022 | 33  | 7    | 12   | 5    | 2    | 39:56 | 11 | 17  | 5  | 8   | 11 | 11  |
| 2023 | 27  | 11   | 12   | 4    | 3    | 37:23 | 10 | 22  | 4  | 7   | 10 | 12  |



# PLAYER PROFILES



## WNBA Rankings

|      | PPG  | RPG | APG  | SPG  | BPG  | MPG  | FG%  | 3G%  | FT%  |
|------|------|-----|------|------|------|------|------|------|------|
| 2015 | ---  | --- | 18th | ---  | ---  | ---  | ---  | ---  | ---  |
| 2016 | ---  | --- | ---  | ---  | ---  | ---  | ---  | ---  | ---  |
| 2017 | 19th | --- | 6th  | ---  | ---  | 3rd  | 10th | 1st  | 22nd |
| 2018 | 19th | --- | 6th  | 6th  | ---  | 5th  | 16th | 14th | 18th |
| 2019 | 13th | --- | 2nd  | ---  | ---  | 4th  | ---  | 13th | 5th  |
| 2020 | 21st | --- | 5th  | 11th | ---  | 14th | ---  | ---  | 2nd  |
| 2021 | ---  | --- | 4th  | 20th | ---  | ---  | 16th | 16th | ---  |
| 2022 | 21st | --- | 4th  | 4th  | ---  | 22nd | 17th | ---  | 4th  |
| 2023 | 21st | --- | 3rd  | 9th  | 24th | 15th | 14th | 7th  | 5th  |

## Milestones

| Mark        | Opponent   | Date         | Gm. # | Mark  | Category | Current |
|-------------|------------|--------------|-------|-------|----------|---------|
| 1st Pt      | Washington | June 5, 2015 | 1     | 4,000 | Points   | 3,683   |
| 1,000th Pt  | Phoenix    | May 27, 2018 | 105   | 1,000 | Rebounds | 936     |
| 2,000th Pt  | Las Vegas  | Aug. 7, 2020 | 175   | 1,500 | Assists  | 1,499   |
| 3,000th Pt  | @ Seattle  | Aug. 7, 2022 | 255   | 400   | Steals   | 340     |
| 1,000th Ast | @ Phoenix  | May 6, 2022  | 234   |       |          |         |

## Upcoming Milestones

|        | Reb | Asts | Dub-Dub | Trip-Dub   | Scoring          |
|--------|-----|------|---------|------------|------------------|
| Year   | 10+ | 10+  | Pt-Ast  | Pt-Reb-Ast | Year 10+ 20+ 30+ |
| 2015   | 0   | 0    | 0       | 0          | 2015 9 0 0       |
| 2016   | 0   | 0    | 0       | 0          | 2016 7 2 0       |
| 2017   | 0   | 1    | 1       | 0          | 2017 28 6 0      |
| 2018   | 0   | 1    | 1       | 0          | 2018 28 9 0      |
| 2019   | 1   | 2    | 1       | 1          | 2019 28 7 1      |
| 2020   | 0   | 1    | 0       | 0          | 2020 18 4 0      |
| 2021   | 0   | 3    | 1       | 0          | 2021 19 1 0      |
| 2022   | 0   | 1    | 1       | 0          | 2022 25 5 0      |
| 2023   | 1   | 10   | 10      | 1          | 2023 35 8 0      |
| Totals | 2   | 19   | 15      | 2          | Totals 197 42 1  |

## 2023 REGULAR SEASON HIGHS

|      |       |                     |         |
|------|-------|---------------------|---------|
| PTS  | 27    | Dallas              | July 30 |
| REBS | 11    | New York            | Aug. 17 |
| ASTS | 12    | 3x, last at Phoenix | Sept. 8 |
| STLS | 4     | @ Seattle           | July 20 |
| BLKS | 3     | @ Chicago           | Aug. 24 |
| MINS | 37:23 | New York            | Aug. 17 |

## CAREER REGULAR SEASON HIGHS

|      |    |                    |               |
|------|----|--------------------|---------------|
| PTS  | 33 | Seattle            | Aug. 14, 2022 |
| REBS | 11 | New York           | Aug. 17, 2023 |
| ASTS | 14 | Minnesota          | Sept. 8, 2021 |
| STLS | 6  | @ Minnesota        | May 20, 2018  |
| BLKS | 3  | 2x, last @ Chicago | Aug. 24, 2023 |
| MINS | 48 | @ Chicago          | Aug. 18, 2017 |

## CAREER PLAYOFF HIGHS

|      |       |                     |                |
|------|-------|---------------------|----------------|
| PTS  | 31    | @ Sueattle          | Sept. 6, 2022  |
| REBS | 7     | Sueattle            | Aug. 31, 2022  |
| ASTS | 12    | 2x, last @ Sueattle | Sept. 4, 2022  |
| STLS | 3     | 4x, last vs Conn.   | Sept. 13, 2022 |
| BLKS | 2     | 4x, last vs Dallas  | Sept. 24, 2023 |
| MINS | 39:22 | @ Sueattle          | Sept. 4, 2022  |

## Career Regular Season Statistics

| Year   | Tm  | G   | GS  | MP   | FG   | FGA  | FG%  | 3P  | 3PA | 3P%  | 2P   | 2PA  | 2P%  | eFG% | FT  | FTA | FT%  | OR  | DR  | REB | RPG | A    | S   | B  | TO  | PF  | PTS  | PPG  |
|--------|-----|-----|-----|------|------|------|------|-----|-----|------|------|------|------|------|-----|-----|------|-----|-----|-----|-----|------|-----|----|-----|-----|------|------|
| 2015   | CON | 34  | 0   | 543  | 86   | 203  | .424 | 23  | 66  | .348 | 63   | 137  | .460 | .480 | 40  | 49  | .816 | 18  | 60  | 78  | 2.3 | 92   | 22  | 5  | 59  | 43  | 235  | 6.9  |
| 2016   | LAS | 33  | 1   | 540  | 71   | 157  | .452 | 14  | 46  | .304 | 57   | 111  | .514 | .497 | 39  | 50  | .780 | 8   | 50  | 58  | 1.8 | 71   | 16  | 4  | 40  | 38  | 195  | 5.9  |
| 2017   | LAS | 34  | 34  | 1125 | 184  | 363  | .507 | 53  | 110 | .482 | 131  | 253  | .518 | .580 | 81  | 98  | .827 | 21  | 92  | 113 | 3.3 | 151  | 36  | 8  | 65  | 74  | 502  | 14.8 |
| 2018 * | LAS | 34  | 34  | 1111 | 193  | 399  | .484 | 38  | 97  | .392 | 155  | 302  | .513 | .531 | 81  | 97  | .835 | 17  | 99  | 116 | 3.4 | 175  | 48  | 6  | 79  | 65  | 505  | 14.9 |
| 2019 * | LAS | 34  | 34  | 1108 | 188  | 452  | .416 | 50  | 131 | .382 | 138  | 321  | .430 | .471 | 66  | 72  | .917 | 14  | 114 | 128 | 3.8 | 202  | 33  | 3  | 108 | 49  | 492  | 14.5 |
| 2020   | LAS | 22  | 22  | 679  | 122  | 276  | .442 | 18  | 59  | .305 | 104  | 217  | .479 | .475 | 46  | 49  | .939 | 15  | 66  | 81  | 3.7 | 116  | 34  | 2  | 60  | 38  | 308  | 14.0 |
| 2021 * | LVA | 32  | 32  | 926  | 148  | 326  | .454 | 27  | 71  | .380 | 121  | 255  | .475 | .495 | 32  | 36  | .889 | 15  | 77  | 92  | 2.9 | 189  | 37  | 9  | 88  | 43  | 355  | 11.1 |
| 2022   | LVA | 35  | 35  | 1039 | 183  | 373  | .491 | 34  | 100 | .340 | 149  | 273  | .546 | .536 | 81  | 89  | .910 | 10  | 102 | 112 | 3.2 | 212  | 57  | 10 | 80  | 54  | 481  | 13.7 |
| 2023   | LVA | 40  | 40  | 1288 | 225  | 459  | .490 | 64  | 152 | .421 | 161  | 307  | .524 | .560 | 96  | 107 | .897 | 12  | 146 | 158 | 4.0 | 291  | 57  | 25 | 101 | 73  | 610  | 15.3 |
| Career |     | 298 | 232 | 8359 | 1400 | 3008 | .465 | 321 | 832 | .386 | 1079 | 2176 | .496 | .519 | 562 | 647 | .869 | 130 | 806 | 936 | 3.1 | 1499 | 340 | 72 | 681 | 477 | 3683 | 12.4 |

## Career Playoff Statistics

| Year   | Tm  | G  | GS | MP   | FG  | FGA | FG%  | 3P | 3PA | 3P%  | 2P  | 2PA | 2P%  | eFG% | FT | FTA | FT%   | OR | DR  | REB | RPG | A   | S  | B  | TO  | PF | PTS | PPG  |
|--------|-----|----|----|------|-----|-----|------|----|-----|------|-----|-----|------|------|----|-----|-------|----|-----|-----|-----|-----|----|----|-----|----|-----|------|
| 2016   | LAS | 9  | 0  | 199  | 26  | 64  | .406 | 9  | 23  | .391 | 17  | 41  | .415 | .477 | 20 | 24  | .833  | 2  | 13  | 15  | 1.7 | 25  | 10 | 0  | 22  | 16 | 81  | 9.0  |
| 2017   | LAS | 8  | 8  | 284  | 47  | 102 | .461 | 13 | 39  | .333 | 34  | 63  | .540 | .525 | 14 | 18  | .778  | 2  | 25  | 27  | 3.4 | 54  | 11 | 2  | 22  | 17 | 121 | 15.1 |
| 2018   | LAS | 2  | 2  | 63   | 11  | 28  | .393 | 6  | 14  | .429 | 5   | 14  | .357 | .500 | 5  | 6   | .833  | 0  | 8   | 8   | 4.0 | 9   | 0  | 1  | 4   | 3  | 33  | 16.5 |
| 2019   | LAS | 4  | 4  | 130  | 18  | 49  | .367 | 4  | 12  | .333 | 14  | 37  | .378 | .408 | 2  | 3   | .667  | 1  | 11  | 12  | 3.0 | 21  | 5  | 1  | 11  | 8  | 42  | 10.5 |
| 2020   | LAS | 1  | 1  | 35   | 2   | 9   | .222 | 0  | 4   | .000 | 2   | 5   | .400 | .222 | 0  | 0   | ---   | 0  | 2   | 2   | 2.0 | 0   | 1  | 0  | 3   | 3  | 4   | 4.0  |
| 2021   | LVA | 5  | 5  | 142  | 30  | 65  | .462 | 7  | 18  | .389 | 23  | 47  | .489 | .515 | 10 | 10  | 1.000 | 1  | 15  | 16  | 3.2 | 32  | 5  | 0  | 6   | 5  | 77  | 15.4 |
| 2022   | LVA | 10 | 10 | 340  | 88  | 144 | .611 | 31 | 57  | .544 | 57  | 87  | .655 | .719 | 10 | 12  | .833  | 0  | 38  | 38  | 3.8 | 70  | 12 | 6  | 30  | 19 | 217 | 21.7 |
| 2023   | LVA | 4  | 4  | 140  | 25  | 55  | .455 | 4  | 12  | .333 | 21  | 43  | .488 | .491 | 11 | 11  | 1.000 | 2  | 15  | 17  | 4.3 | 28  | 6  | 5  | 10  | 8  | 65  | 16.3 |
| Career |     | 43 | 34 | 1333 | 247 | 516 | .479 | 74 | 179 | .413 | 173 | 337 | .513 | .550 | 72 | 84  | .857  | 8  | 127 | 135 | 3.1 | 239 | 50 | 15 | 108 | 79 | 640 | 14.9 |



## CANDACE PARKER

### #3

**Forward**

**6-4**

**Tennessee '08**

**16th Year**

### WNBA Career Highlights

- 2021 & 2016 WNBA Champion
- 2016 WNBA Finals MVP
- 2018 & 2013 WNBA MVP
- 2017 ESPY Award for Best WNBA Player
- 2020 WNBA Defensive Player of the Year
- 2022, 2020, 2017, 2014, 2013, 2012 & 2008 All-WNBA First Team
- 2018, 2015, & 2009 All-WNBA Second Team
- 2022, 2021, 2018, 2017, 2014, 2013, & 2011 WNBA All-Star
- 2013 WNBA All-Star Game MVP
- 2012 & 2009 WNBA All-Defensive Second Team
- 2013 WNBA Rookie of the Year
- 2013 WNBA All-Rookie Team
- 7-time WNBA Western Conf. Player of the Month
- 26-time WNBA Western Conf. Player of the Week
- Named to the WNBA Top 20 At 20 Team
- Named to the WNBA W25 Team

### International (USA 5x5)

- 2012, 2008 Olympic gold medalist
- 2006 FIBA World Cup bronze medalist
- 2007 FIBA Americas Championship gold medalist
- 2004 FIBA Americas U18 Championship gold medalist

### Collegiate Career

- 2008, 2007 National Champion
- 2008, 2007 National Player of the Year
- 2008, 2007 Final Four MVP

### 2023 (Las Vegas)

- Nabbed the 500th steal of her career against Los Angeles on May 27...Helped the Aces to a 16-2 record to start the season before undergoing surgery on her foot and being sidelined the remainder of the season.

### 2022 (Chicago)

- Recorded 2 triple-doubles—May 22 at Washington (16 points 13 rebounds, 10 assists) and June 23 at Los Angeles (10 points, 14 rebounds, 10 assists)

### 2021 (Chicago)

- Missed 9 games due to injury ... Team went 15-8 with her in the lineup and 1-8 without her

### 2019 (Los Angeles)

- Missed 12 games due to injury

### 2017 (Los Angeles)

- Recorded her first career triple-double against San Antonio on July 28 (11 points, 17 rebounds, 11 assists)

### 2015 (Los Angeles)

- Her 8 steals vs. Indiana on Aug. 18 set a franchise record

### Record Without

| Year          | Games Missed | Record With    | Record Without |
|---------------|--------------|----------------|----------------|
| 2008          | 1            | 20-13          | 0- 1           |
| 2009          | 9            | 15-10          | 3- 6           |
| 2010          | 24           | 3- 7           | 10-14          |
| 2011          | 17           | 8- 9           | 7-10           |
| 2012          | 1            | 23-10          | 1- 0           |
| 2013          | 3            | 22- 9          | 2- 1           |
| 2014          | 4            | 15-15          | 1- 3           |
| 2015          | 18           | 11- 5          | 3-15           |
| 2016          | 0            | 26- 8          | 0- 0           |
| 2017          | 1            | 25- 8          | 1- 0           |
| 2018          | 3            | 17-14          | 2- 1           |
| 2019          | 12           | 14- 8          | 8- 4           |
| 2020          | 0            | 15- 7          | 0- 0           |
| 2021          | 9            | 15- 8          | 1- 8           |
| 2022          | 4            | 23- 9          | 3- 1           |
| 2023          | 22           | 16- 2          | 18- 6          |
| <b>Totals</b> | <b>128</b>   | <b>268-142</b> | <b>60-70</b>   |

### Season Highs

|      | PTS | REBS | ASTS | STLS | BLKS | MIN   | FG | FGA | 3G | 3GA | FT | FTA |
|------|-----|------|------|------|------|-------|----|-----|----|-----|----|-----|
| 2008 | 40  | 16   | 8    | 5    | 6    | 46:00 | 15 | 23  | 2  | 2   | 11 | 16  |
| 2009 | 24  | 14   | 8    | 3    | 6    | 48:00 | 10 | 21  | 1  | 3   | 7  | 10  |
| 2010 | 33  | 12   | 5    | 2    | 6    | 40:00 | 12 | 21  | 1  | 2   | 8  | 11  |
| 2011 | 32  | 14   | 5    | 3    | 5    | 41:00 | 13 | 25  | 3  | 6   | 8  | 13  |
| 2012 | 33  | 16   | 8    | 4    | 9    | 38:00 | 14 | 22  | 3  | 5   | 12 | 17  |
| 2013 | 30  | 20   | 9    | 4    | 4    | 46:00 | 14 | 22  | 3  | 4   | 14 | 17  |
| 2014 | 34  | 12   | 9    | 6    | 4    | 48:00 | 12 | 28  | 3  | 7   | 13 | 14  |
| 2015 | 33  | 13   | 10   | 8    | 3    | 38:18 | 12 | 23  | 5  | 8   | 9  | 12  |
| 2016 | 34  | 13   | 9    | 3    | 3    | 38:02 | 12 | 25  | 4  | 7   | 12 | 14  |
| 2017 | 29  | 17   | 11   | 4    | 5    | 40:07 | 11 | 22  | 3  | 7   | 7  | 9   |
| 2018 | 34  | 14   | 11   | 4    | 3    | 40:11 | 12 | 22  | 5  | 8   | 9  | 12  |
| 2019 | 21  | 11   | 6    | 4    | 4    | 32:18 | 9  | 16  | 3  | 5   | 6  | 9   |
| 2020 | 25  | 17   | 9    | 3    | 3    | 38:17 | 10 | 18  | 5  | 6   | 8  | 10  |
| 2021 | 30  | 14   | 8    | 2    | 4    | 37:42 | 12 | 20  | 4  | 7   | 8  | 9   |
| 2022 | 31  | 14   | 10   | 3    | 4    | 33:42 | 12 | 20  | 4  | 8   | 7  | 8   |
| 2023 | 15  | 12   | 8    | 5    | 3    | 26:29 | 7  | 12  | 3  | 6   | 4  | 4   |

## 2013 (Los Angeles)

- Posted her 1st career 20-point, 20-rebound game at San Antonio on June 1 (27 points, 20 rebounds)

## 2009 (Los Angeles)

- Missed the first nine games of the 2009 season following the birth of her first child, Lailaa.

## 2008 (Los Angeles)

- Second player to dunk during a regular season game (Indiana on June 22) ... Dunked two nights later against Seattle on June 24

## Personal

- Parker and her daughter Lailaa are part of the Angel FC NWSL team ownership group. The team was founded in 2020 and began play in 2022 ... Married to former Russia National Basketball Team member Anna Petrakova, who gave birth to their son in 2022.

## Go to Candace Parker's complete bio online

- Online bio includes items such as expanded WNBA statistics, more notes, college, international and USA Basketball statistics, and more!

## Links to Additional Candace Parker Historical Statistics and Rankings

- [Career year-by-year statistics, year-by-year rankings.](#)
- [2023 Game-by-Game stats.](#)
- [All-time career & playoff statistics, rankings and more from Basketball Reference.](#)

## Milestones

| Mark        | Opponent    | Date           | Gm. # |
|-------------|-------------|----------------|-------|
| 1st Pt      | @ Phoenix   | May 17, 2008   | 1     |
| 1,000th Pt  | Washington  | May 28, 2010   | 62    |
| 2,000th Pt  | Phoenix     | Sept. 18, 2012 | 117   |
| 3,000th Pt  | @ Indiana   | July 15, 2014  | 170   |
| 4,000th Pt  | San Antonio | Sept. 16, 2016 | 229   |
| 5,000th Pt  | Phoenix     | Aug. 5, 2018   | 287   |
| 6,000th Pt  | Los Angeles | May 6, 2022    | 361   |
| 1,000 Reb   | @ Phoenix   | July 10, 2012  | 104   |
| 2,000 Reb   | @ Seattle   | Sept. 11, 2016 | 227   |
| 3,000 Reb   | Washington  | July 10, 2021  | 349   |
| 1,000th Ast | Atlanta     | Sept. 1, 2017  | 261   |
| 500th Stl   | Los Angeles | May 27, 2023   | 395   |

## Upcoming Milestones

| Mark  | Category      | Current |
|-------|---------------|---------|
| 7,000 | Points        | 6,574   |
| 4,000 | Rebounds      | 3,467   |
| 2,000 | Assists       | 1,634   |
| 700   | Blocked Shots | 619     |

## 2023 REGULAR SEASON HIGHS

|      |       |                          |         |
|------|-------|--------------------------|---------|
| PTS  | 15    | 3x, last vs. Connecticut | July 1  |
| REBS | 12    | Indiana                  | June 24 |
| ASTS | 8     | Connecticut              | July 1  |
| STLS | 5     | Chicago                  | June 11 |
| BLKS | 3     | @ Seattle                | May 20  |
| MINs | 26:29 | Connecticut              | July 1  |

## CAREER

|      |    |                       |               |
|------|----|-----------------------|---------------|
| PTS  | 40 | Houston               | July 9, 2008  |
| REBS | 20 | @ San Antonio         | June 1, 2013  |
| ASTS | 11 | 2x, last @ Washington | June 15, 2018 |
| STLS | 8  | Indiana               | Aug. 18, 2015 |
| BLKS | 9  | Tulsa                 | June 20, 2012 |
| MINs | 48 | 2x, last @ Washington | June 1, 2014  |

|               | Reb        | Asts     | Doub-Doub  | Trip-Dub | Scoring  |               |            |            |           |          |
|---------------|------------|----------|------------|----------|----------|---------------|------------|------------|-----------|----------|
| Year          | 10+ 10+    | Pt-Reb   | Pt-Ast     | P-R-A    |          | Year          | 10+        | 20+        | 30+       | 40+      |
| 2008          | 17         | 0        | 17         | 0        | 0        | 2008          | 32         | 11         | 3         | 1        |
| 2009          | 17         | 0        | 15         | 0        | 0        | 2009          | 19         | 4          | 0         | 0        |
| 2010          | 7          | 0        | 7          | 0        | 0        | 2010          | 10         | 6          | 2         | 0        |
| 2011          | 6          | 0        | 6          | 0        | 0        | 2011          | 16         | 6          | 1         | 0        |
| 2012          | 19         | 0        | 18         | 0        | 0        | 2012          | 29         | 13         | 2         | 0        |
| 2013          | 10         | 0        | 8          | 0        | 0        | 2013          | 27         | 13         | 1         | 0        |
| 2014          | 6          | 0        | 6          | 0        | 0        | 2014          | 28         | 12         | 2         | 0        |
| 2015          | 11         | 1        | 11         | 1        | 0        | 2015          | 16         | 8          | 2         | 0        |
| 2016          | 8          | 0        | 6          | 0        | 0        | 2016          | 25         | 10         | 2         | 0        |
| 2017          | 12         | 1        | 12         | 1        | 1        | 2017          | 31         | 11         | 0         | 0        |
| 2018          | 11         | 2        | 11         | 2        | 0        | 2018          | 27         | 14         | 1         | 0        |
| 2019          | 4          | 0        | 4          | 0        | 0        | 2019          | 13         | 4          | 0         | 0        |
| 2020          | 12         | 0        | 10         | 0        | 0        | 2020          | 16         | 5          | 0         | 0        |
| 2021          | 8          | 0        | 8          | 0        | 0        | 2021          | 16         | 6          | 1         | 0        |
| 2022          | 14         | 2        | 12         | 2        | 2        | 2022          | 25         | 4          | 1         | 0        |
| 2023          | 1          | 0        | 0          | 0        | 0        | 2023          | 9          | 0          | 0         | 0        |
| <b>Totals</b> | <b>163</b> | <b>6</b> | <b>151</b> | <b>6</b> | <b>3</b> | <b>Totals</b> | <b>339</b> | <b>127</b> | <b>18</b> | <b>1</b> |



# KELSEY PLUM

#10

Guard

5-8

Washington '17

6th Year

**WNBA Career Highlights**

- 2022 WNBA Champion
- 2023 & 2022 All-Star
- 2022 All-Star MVP
- 2021 6th Player of the Year
- 1-time Western Conference Player of the Month (Sept. 2021)
- 3-time Western Conference Player of the Week (2 times in 2022, 1 time in 2021)

**International (USA)**

- 2020 Olympic Gold Medalist (3x3)
- 2018 & 2022 FIBA World Cup gold medalist (5x5)
- 2015 Pan American Games silver medalist (5x5)
- 2013 FIBA U19 World Cup gold medalist (5x5)

**Collegiate Career**

- Unanimous 2017 National Player of the Year
- Two-time All-American
- NCAA career (3,257) and single-season (1,109) scoring leader; broke 33-year-old NCAA career free throw record with 912

**2023 (Las Vegas)**

- Named as an All-Star for the second time in her career... Scored a then-franchise-high 40 points at Minnesota on July 9 and got her first points-assists double-double of the year with 19 points and 10 assists vs. Washington on Aug. 11 and her second with 12 points and 10 assists vs Washington on Aug. 31 ...Scored 20 or more points 16 times and had 1 30-point and 1 40-point game... Prior to the May 25 game in LA, made at least 1 3-pointer in 45-straight regular season games, which was tied for the third-longest streak in WNBA history ... missed the July 5 game vs. Dallas (back)

**2022 (Las Vegas)**

- Leading All-Star vote-getter among guards ... Tied a WNBA record by making at least 3 three-pointers in 9 straight games (Diana Taurasi)

**2021 (Las Vegas)**

- Missed 6 games in May/June while training with the USA 3x3 team.

**2020 (Las Vegas)**

- Did Not Play—Injured (left Achilles)

**2018 (Las Vegas)**

- Recorded her first career double-double with 20 points and a career-high 13 assists at Atlanta Aug. 7

**[Go to Kelsey Plum's complete bio online](#)**

- Online bio includes items such as expanded WNBA statistics, more notes, college, international and USA Basketball statistics, and more

**Record Without**

| Year          | Games Missed | Record With   | Record Without |
|---------------|--------------|---------------|----------------|
| 2017          | 3            | 8-23          | 0-3            |
| 2018          | 2            | 14-17         | 0-2            |
| 2019          | 0            | 21-13         | 0-0            |
| 2020          | 22           | 0- 0          | 18-4           |
| 2021          | 6            | 20- 6         | 4-2            |
| 2022          | 0            | 26-10         | 0-0            |
| 2023          | 1            | 33- 6         | 1-0            |
| <b>Totals</b> | <b>34</b>    | <b>122-75</b> | <b>23-11</b>   |



# PLAYER PROFILES



## Season Highs

|      | PTS | REBS | ASTS | STLS | BLKS | MIN   | FG | FGA | 3G | 3GA | FT | FTA |
|------|-----|------|------|------|------|-------|----|-----|----|-----|----|-----|
| 2017 | 23  | 6    | 12   | 3    | 1    | 39:53 | 7  | 17  | 5  | 9   | 6  | 6   |
| 2018 | 21  | 9    | 13   | 4    | 1    | 37:00 | 9  | 14  | 5  | 8   | 5  | 6   |
| 2019 | 21  | 7    | 8    | 3    | 1    | 37:21 | 8  | 17  | 5  | 9   | 5  | 6   |
| 2021 | 32  | 6    | 8    | 5    | 1    | 30:42 | 11 | 18  | 5  | 8   | 8  | 9   |
| 2022 | 32  | 6    | 11   | 6    | 1    | 40:00 | 10 | 22  | 5  | 11  | 9  | 11  |
| 2023 | 40  | 6    | 10   | 5    | 0    | 38:21 | 14 | 20  | 6  | 12  | 8  | 8   |

## WNBA Rankings

|      | PPG  | RPG | APG  | SPG  | BPG | MPG  | FG%  | 3G%  | FT%  |
|------|------|-----|------|------|-----|------|------|------|------|
| 2017 | ---  | --- | 20th | ---  | --- | ---  | ---  | 17th | 14th |
| 2018 | ---  | --- | 13th | ---  | --- | ---  | 21st | 4th  | ---  |
| 2019 | ---  | --- | 19th | ---  | --- | ---  | ---  | 24th | ---  |
| 2021 | 16th | --- | 14th | ---  | --- | ---  | ---  | 13th | 1st  |
| 2022 | 2nd  | --- | 9th  | ---  | --- | 5th  | ---  | 4th  | 17th |
| 2023 | 8th  | --- | 10th | 22nd | --- | 13th | 20th | 16th | 3rd  |

## Milestones

| Mark       | Opponent    | Date          | Gm. # |
|------------|-------------|---------------|-------|
| 1st Pt     | Dallas      | May 25, 2017  | 1     |
| 1,000th Pt | Atlanta     | July 4, 2021  | 108   |
| 2,000th Pt | Los Angeles | May 27, 2023  | 161   |
| 2,500th pt | Washington  | Aug. 11, 2023 | 186   |

## Upcoming Milestones

| Mark          | Category | Current |
|---------------|----------|---------|
| 3,000 Points  | Points   | 2,691   |
| 500 Rebounds  | Rebounds | 487     |
| 1,000 Assists | Assists  | 786     |
| 200 Steals    | Steals   | 173     |

## Rebs Asts Double Doubles

| Year   | 10+ | 10+ | Pt.-Ast. |
|--------|-----|-----|----------|
| 2017   | 0   | 1   | 0        |
| 2018   | 0   | 2   | 1        |
| 2019   | 0   | 0   | 0        |
| 2021   | 0   | 0   | 0        |
| 2022   | 0   | 2   | 2        |
| 2023   | 0   | 2   | 2        |
| Totals | 0   | 7   | 5        |

## Scoring

| Year   | 10+ | 20+ | 30+ | 40+ |
|--------|-----|-----|-----|-----|
| 2017   | 13  | 1   | 0   | 0   |
| 2018   | 14  | 4   | 0   | 0   |
| 2019   | 17  | 2   | 0   | 0   |
| 2021   | 20  | 8   | 2   | 0   |
| 2022   | 35  | 19  | 1   | 0   |
| 2023   | 36  | 16  | 2   | 1   |
| Totals | 135 | 50  | 5   | 1   |

## 2023 REGULAR SEASON HIGHS

|      |       |                        |         |
|------|-------|------------------------|---------|
| PTS  | 40    | @ Minnesota            | July 9  |
| REBS | 6     | Dallas                 | July 30 |
| ASTS | 10    | 2x, last vs Washington | Aug. 31 |
| STLS | 5     | @ Los Angeles          | July 12 |
| BLKS | 0     |                        |         |
| MINS | 38:21 | @ Chicago              | Aug. 24 |

## CAREER REGULAR SEASON HIGHS

|      |    |                         |               |
|------|----|-------------------------|---------------|
| PTS  | 40 | @ Minnesota             | July 9, 2023  |
| REBS | 9  | Los Angeles             | June 29, 2018 |
| ASTS | 13 | @ Atlanta               | Aug. 7, 2018  |
| STLS | 6  | Washington              | June 25, 2022 |
| BLKS | 1  | 16x, last vs. Minnesota | July 3, 2022  |
| MINS | 40 | 2x, last vs. Dallas     | June 5, 2022  |

## CAREER PLAYOFF HIGHS

|      |       |                      |                |
|------|-------|----------------------|----------------|
| PTS  | 25    | 3x, last vs Dallas   | Sept. 24, 2023 |
| REBS | 7     | 3x, last vs Sueattle | Sept. 4, 2022  |
| ASTS | 10    | Washington           | Sept. 19, 2019 |
| STLS | 3     | Connecticut          | Sept. 18, 2022 |
| BLKS | 0     |                      |                |
| MINS | 40:00 | Washington           | Sept. 24, 2019 |

## Career Regular Season Statistics

| Year   | Tm  | G   | GS  | MP   | FG  | FGA  | FG%  | 3P  | 3PA | 3P%  | 2P  | 2PA  | 2P%  | eFG% | FT  | FTA | FT%  | OR | DR  | REB | RPG | A   | S   | B  | TO  | PF  | PTS  | PPG  |
|--------|-----|-----|-----|------|-----|------|------|-----|-----|------|-----|------|------|------|-----|-----|------|----|-----|-----|-----|-----|-----|----|-----|-----|------|------|
| 2017   | SAS | 31  | 23  | 711  | 85  | 246  | .346 | 35  | 96  | .365 | 50  | 150  | .333 | .417 | 60  | 69  | .870 | 12 | 47  | 59  | 1.9 | 106 | 16  | 4  | 79  | 57  | 265  | 8.5  |
| 2018   | LVA | 31  | 27  | 790  | 106 | 227  | .467 | 47  | 107 | .439 | 59  | 120  | .492 | .570 | 35  | 40  | .875 | 14 | 60  | 74  | 2.4 | 124 | 25  | 5  | 36  | 64  | 294  | 9.5  |
| 2019   | LVA | 34  | 30  | 868  | 107 | 293  | .365 | 45  | 126 | .357 | 62  | 168  | .369 | .442 | 34  | 39  | .872 | 15 | 80  | 95  | 2.8 | 102 | 27  | 4  | 53  | 76  | 293  | 8.6  |
| 2021   | LVA | 26  | 0   | 663  | 128 | 293  | .437 | 44  | 114 | .386 | 84  | 179  | .469 | .512 | 85  | 90  | .944 | 11 | 55  | 66  | 2.5 | 94  | 26  | 1  | 43  | 56  | 385  | 14.8 |
| 2022   | LVA | 36  | 36  | 1182 | 244 | 531  | .460 | 113 | 269 | .420 | 131 | 262  | .500 | .566 | 125 | 149 | .839 | 9  | 87  | 96  | 2.7 | 184 | 36  | 2  | 94  | 90  | 726  | 20.2 |
| 2023   | LVA | 39  | 39  | 1265 | 249 | 524  | .475 | 95  | 244 | .389 | 154 | 280  | .550 | .566 | 135 | 148 | .912 | 9  | 86  | 95  | 2.4 | 177 | 43  | 0  | 82  | 94  | 728  | 18.7 |
| Career |     | 197 | 155 | 5481 | 919 | 2114 | .435 | 379 | 955 | .397 | 540 | 1159 | .466 | .524 | 474 | 535 | .886 | 70 | 417 | 487 | 2.5 | 786 | 173 | 16 | 388 | 437 | 2691 | 13.7 |

## Career Playoff Statistics

| Year   | Tm  | G  | GS | MP  | FG  | FGA | FG%  | 3P | 3PA | 3P%  | 2P | 2PA | 2P%  | eFG% | FT | FTA | FT%   | OR | DR | REB | RPG | A   | S  | B | TO | PF | PTS | PPG  |
|--------|-----|----|----|-----|-----|-----|------|----|-----|------|----|-----|------|------|----|-----|-------|----|----|-----|-----|-----|----|---|----|----|-----|------|
| 2019   | LVA | 5  | 3  | 175 | 30  | 61  | .492 | 9  | 17  | .529 | 21 | 44  | .477 | .566 | 7  | 7   | 1.000 | 2  | 22 | 24  | 4.8 | 39  | 1  | 0 | 15 | 19 | 76  | 15.2 |
| 2021   | LVA | 5  | 0  | 144 | 33  | 70  | .471 | 12 | 31  | .387 | 21 | 39  | .538 | .557 | 20 | 22  | .909  | 2  | 8  | 10  | 2.0 | 17  | 5  | 0 | 12 | 11 | 98  | 19.6 |
| 2022   | LVA | 10 | 10 | 333 | 56  | 137 | .409 | 18 | 63  | .286 | 38 | 74  | .514 | .474 | 41 | 46  | .891  | 8  | 31 | 39  | 3.9 | 38  | 9  | 0 | 19 | 22 | 171 | 17.1 |
| 2023   | LVA | 4  | 4  | 143 | 22  | 53  | .415 | 13 | 29  | .448 | 9  | 24  | .375 | .538 | 12 | 14  | .857  | 1  | 7  | 8   | 2.0 | 11  | 3  | 0 | 15 | 7  | 69  | 17.3 |
| Career |     | 24 | 17 | 795 | 141 | 321 | .439 | 52 | 140 | .371 | 89 | 181 | .492 | .520 | 80 | 89  | .899  | 13 | 68 | 81  | 3.4 | 105 | 18 | 0 | 61 | 59 | 414 | 17.3 |



# KIAH STOKES

#41

Center

6-3

Connecticut '15

8th Year

**WNBA Career**

- 2022 WNBA Champion
- 2015 WNBA All-Defensive 2nd Team
- 2015 All-Rookie Team

**Collegiate Career**

- 3-time National Champion
- 2015 Conference Defensive Player of the Year

**2023 (Las Vegas)**

- Opened the playoffs with a 15-rebound performance, which at the time was the second-highest in Aces playoff history, and also is her playoff career high... Grabbed 10 boards on Sept. 17, her first back-to-back games with double-digit rebounding since 2021... Hauled in a career-high-tying 17 rebounds at Chicago on July 25 ... Had 4 double-digit rebounding games ... Started 22 times

**2022 (Las Vegas)**

- Missed first 4 games of year (overseas) ... Led or tied for team lead in rebounds 3 times

**2021 (Las Vegas)**

- Signed on July 2 ... DNP on July 2 ... Averaged 9.0 rpg. in 8 starts

**2019 (New York)**

- Did Not Play (personal reasons)

**2017 (New York)**

- Led the team in blocked shots and ranked second in rebounding

**2016 (New York)**

- Missed the final 7 games of the regular season with a hip injury ... Set a WNBA record for highest rebound average by a player who didn't start a game

**Collegiate Honors & Notes (Connecticut)**

- Set a UConn single-season blocked shots record (147) as a senior and capped her career ranked No. 3 among all-time UConn blocks leaders (325).

**Personal**

- Father Greg was an All-American basketball player at Iowa who played for the Philadelphia 76ers and won gold with the 1983 USA Pan American Games Team ... Majored in psychology

**Go to Kiah Stokes' complete bio online**

- Online bio includes items such as expanded WNBA statistics, more notes, college, international and USA Basketball statistics, and more!

**Record Without**

| Year          | Games Missed | Record With    | Record Without |
|---------------|--------------|----------------|----------------|
| 2015          | 0            | 23-11          | 0- 0           |
| 2016          | 7            | 19- 8          | 2- 5           |
| 2017          | 0            | 22-12          | 0- 0           |
| 2018          | 4            | 6-24           | 1- 3           |
| 2019          | 34           | 0- 0           | 10-24          |
| 2020          | 0            | 2-20           | 0- 0           |
| 2021          | 9            | 14-10          | 6- 3           |
| 2022          | 5            | 22- 9          | 4- 1           |
| 2023          | 0            | 34- 6          | 0- 0           |
| <b>Totals</b> | <b>59</b>    | <b>142-100</b> | <b>23-36</b>   |

**Season Highs**

|      | PTS | REBS | ASTS | STLS | BLKS | MIN   | FG | FGA | 3G | 3GA | FT | FTA |
|------|-----|------|------|------|------|-------|----|-----|----|-----|----|-----|
| 2015 | 13  | 11   | 4    | 4    | 8    | 35:33 | 6  | 8   | 0  | 1   | 5  | 6   |
| 2016 | 12  | 14   | 2    | 2    | 4    | 37:46 | 6  | 8   | 0  | 0   | 5  | 8   |
| 2017 | 23  | 17   | 4    | 2    | 3    | 30:47 | 6  | 10  | 0  | 1   | 11 | 12  |
| 2018 | 12  | 15   | 3    | 2    | 3    | 33:38 | 5  | 7   | 0  | 0   | 2  | 4   |
| 2020 | 15  | 12   | 4    | 2    | 3    | 36:29 | 6  | 12  | 5  | 8   | 2  | 2   |
| 2021 | 5   | 13   | 7    | 2    | 3    | 34:53 | 2  | 3   | 1  | 2   | 2  | 2   |
| 2022 | 9   | 10   | 3    | 2    | 3    | 28:45 | 4  | 5   | 1  | 3   | 2  | 4   |
| 2023 | 7   | 17   | 2    | 3    | 4    | 31:21 | 3  | 6   | 1  | 3   | 2  | 2   |

# PLAYER PROFILES



## WNBA Rankings

|      | PPG | RPG  | APG | SPG | BPG  | MPG | FG% | 3G% | FT% |
|------|-----|------|-----|-----|------|-----|-----|-----|-----|
| 2015 | --- | 12th | --- | --- | 4th  | --- | --- | --- | --- |
| 2016 | --- | 7th  | --- | --- | 6th  | --- | --- | --- | --- |
| 2017 | --- | 17th | --- | --- | 11th | --- | --- | --- | --- |
| 2018 | --- | ---  | --- | --- | 18th | --- | --- | --- | --- |
| 2020 | --- | 16th | --- | --- | 9th  | --- | --- | --- | --- |
| 2021 | --- | 22nd | --- | --- | ---  | --- | --- | --- | --- |
| 2022 | --- | ---  | --- | --- | 18th | --- | --- | --- | --- |
| 2023 | --- | 21st | --- | --- | 16th | --- | --- | --- | --- |

## Milestones Reached

| Mark       | Opponent      | Date          | Gm. # |
|------------|---------------|---------------|-------|
| 1st Pt     | @ Los Angeles | May 21, 2015  | 1     |
| 1000th Reb | Chicago       | Sept. 2, 2021 | 166   |

## Upcoming Milestones

| Mark  | Category      | Current |
|-------|---------------|---------|
| 1,000 | Points        | 958     |
| 1500  | Rebounds      | 1415    |
| 300   | Blocked Shots | 269     |

## Rebs Asts Dbl-Dbl

| Year          | 10+       | 10+      | Pt-Reb   |
|---------------|-----------|----------|----------|
| 2015          | 7         | 0        | 3        |
| 2016          | 6         | 0        | 0        |
| 2017          | 8         | 0        | 4        |
| 2018          | 5         | 0        | 1        |
| 2020          | 2         | 0        | 0        |
| 2021          | 5         | 0        | 0        |
| 2022          | 1         | 0        | 0        |
| 2023          | 4         | 0        | 0        |
| <b>Totals</b> | <b>38</b> | <b>0</b> | <b>8</b> |

## Scoring

| Year          | 10+       | 20+      |
|---------------|-----------|----------|
| 2015          | 5         | 0        |
| 2016          | 5         | 0        |
| 2017          | 5         | 1        |
| 2018          | 2         | 0        |
| 2020          | 5         | 0        |
| 2021          | 0         | 0        |
| 2022          | 0         | 0        |
| 2023          | 0         | 0        |
| <b>Totals</b> | <b>22</b> | <b>1</b> |

## 2023 REGULAR SEASON HIGHS

|             |       |                        |         |
|-------------|-------|------------------------|---------|
| <b>PTS</b>  | 7     | 3x, last @ Los Angeles | July 12 |
| <b>REBS</b> | 17    | @ Chicago              | July 25 |
| <b>ASTS</b> | 2     | 5x, last @ Chicago     | July 22 |
| <b>STLS</b> | 3     | 2x, last vs. Seattle   | Sept. 2 |
| <b>BLKS</b> | 4     | 2x, last vs. Minnesota | June 18 |
| <b>MINS</b> | 31:21 | @ Chicago              | July 25 |

## CAREER REGULAR SEASON HIGHS

|             |    |                    |                |
|-------------|----|--------------------|----------------|
| <b>PTS</b>  | 23 | Phoenix            | June 4, 2017   |
| <b>REBS</b> | 17 | 2x, last @ Chicago | July 25, 2023  |
| <b>ASTS</b> | 7  | @ Chicago          | Sept. 17, 2021 |
| <b>STLS</b> | 4  | Atlanta            | Sept. 1, 2015  |
| <b>BLKS</b> | 8  | Connecticut        | July 16, 2015  |
| <b>MINS</b> | 38 | Atlanta            | June 22, 2016  |

## CAREER PLAYOFF HIGHS

|             |       |                     |                |
|-------------|-------|---------------------|----------------|
| <b>PTS</b>  | 21    | Indiana             | Sept. 23, 2015 |
| <b>REBS</b> | 15    | Chicago             | Sept. 13, 2023 |
| <b>ASTS</b> | 2     | 2x, last vs Phoenix | Oct. 8, 2021   |
| <b>STLS</b> | 3     | Dallas              | Sept. 24, 2023 |
| <b>BLKS</b> | 3     | 2x, last vs Phoenix | Aug. 17, 2022  |
| <b>MINS</b> | 35:04 | Dallas              | Sept. 26, 2023 |

## Career Regular Season Statistics

| Year          | Tm  | G          | GS        | MP          | FG         | FGA        | FG%         | 3P        | 3PA        | 3P%         | 2P         | 2PA        | 2P%         | eFG%        | FT         | FTA        | FT%         | OR         | DR          | REB         | RPG        | A          | S          | B          | TO         | PF         | PTS        | PPG        |
|---------------|-----|------------|-----------|-------------|------------|------------|-------------|-----------|------------|-------------|------------|------------|-------------|-------------|------------|------------|-------------|------------|-------------|-------------|------------|------------|------------|------------|------------|------------|------------|------------|
| 2015          | NYL | 34         | 6         | 862         | 82         | 150        | .547        | 0         | 2          | .000        | 82         | 148        | .554        | .547        | 33         | 48         | .688        | 60         | 159         | 219         | 6.4        | 26         | 24         | 67         | 37         | 76         | 197        | 5.8        |
| 2016          | NYL | 27         | 0         | 650         | 75         | 117        | .641        | 0         | 0          | ----        | 75         | 117        | .641        | .641        | 37         | 59         | .627        | 63         | 138         | 201         | 7.5        | 20         | 18         | 38         | 30         | 77         | 187        | 6.9        |
| 2017          | NYL | 34         | 12        | 666         | 60         | 113        | .531        | 0         | 1          | .000        | 60         | 112        | .536        | .531        | 43         | 54         | .796        | 77         | 137         | 214         | 6.3        | 30         | 12         | 39         | 40         | 94         | 163        | 4.8        |
| 2018          | NYL | 30         | 4         | 427         | 42         | 77         | .545        | 0         | 0          | ----        | 42         | 77         | .545        | .545        | 8          | 15         | .533        | 43         | 91          | 134         | 4.5        | 12         | 11         | 19         | 21         | 56         | 92         | 3.1        |
| 2020          | NYL | 22         | 22        | 601         | 51         | 137        | .372        | 20        | 85         | .235        | 31         | 52         | .596        | .445        | 4          | 7          | .571        | 28         | 119         | 147         | 6.7        | 26         | 11         | 26         | 28         | 45         | 126        | 5.7        |
| 2021          | NYL | 9          | 0         | 135         | 6          | 11         | .545        | 1         | 2          | .500        | 5          | 9          | .556        | .591        | 2          | 2          | 1.000       | 8          | 30          | 38          | 4.2        | 5          | 4          | 6          | 6          | 14         | 15         | 1.7        |
| 2021          | LVA | 15         | 8         | 308         | 10         | 17         | .588        | 0         | 0          | ----        | 10         | 17         | .588        | .588        | 2          | 4          | .500        | 27         | 65          | 92          | 6.1        | 15         | 6          | 10         | 7          | 19         | 22         | 1.5        |
| 2021          | TOT | 24         | 8         | 443         | 16         | 28         | .571        | 1         | 2          | .500        | 15         | 26         | .577        | .589        | 4          | 6          | .667        | 35         | 95          | 130         | 5.4        | 20         | 10         | 16         | 13         | 33         | 37         | 1.5        |
| 2022          | LVA | 31         | 4         | 475         | 26         | 61         | .426        | 5         | 24         | .208        | 21         | 37         | .568        | .467        | 13         | 16         | .813        | 29         | 107         | 136         | 4.4        | 20         | 14         | 25         | 18         | 39         | 70         | 2.3        |
| 2023          | LVA | 40         | 22        | 792         | 36         | 83         | .434        | 5         | 27         | .185        | 31         | 56         | .554        | .464        | 9          | 18         | .500        | 45         | 189         | 234         | 5.9        | 23         | 26         | 39         | 17         | 70         | 86         | 2.2        |
| <b>Career</b> |     | <b>242</b> | <b>78</b> | <b>4916</b> | <b>388</b> | <b>766</b> | <b>.507</b> | <b>31</b> | <b>141</b> | <b>.220</b> | <b>357</b> | <b>625</b> | <b>.571</b> | <b>.527</b> | <b>151</b> | <b>223</b> | <b>.677</b> | <b>380</b> | <b>1035</b> | <b>1415</b> | <b>5.8</b> | <b>177</b> | <b>126</b> | <b>269</b> | <b>205</b> | <b>490</b> | <b>958</b> | <b>4.0</b> |

## Career Playoff Statistics

| Year          | Tm  | G         | GS        | MP         | FG        | FGA       | FG%         | 3P       | 3PA      | 3P%         | 2P        | 2PA       | 2P%         | eFG%        | FT        | FTA       | FT%         | OR        | DR         | REB        | RPG        | A         | S         | B         | TO        | PF        | PTS       | PPG        |
|---------------|-----|-----------|-----------|------------|-----------|-----------|-------------|----------|----------|-------------|-----------|-----------|-------------|-------------|-----------|-----------|-------------|-----------|------------|------------|------------|-----------|-----------|-----------|-----------|-----------|-----------|------------|
| 2015          | NYL | 6         | 0         | 157        | 17        | 36        | .472        | 0        | 0        | ----        | 17        | 36        | .472        | .472        | 6         | 7         | .857        | 18        | 31         | 49         | 8.2        | 0         | 5         | 8         | 7         | 9         | 40        | 6.7        |
| 2016          | NYL | 1         | 0         | 10         | 1         | 3         | .333        | 0        | 0        | ----        | 1         | 3         | .333        | .333        | 1         | 2         | .500        | 0         | 2          | 2          | 2.0        | 0         | 1         | 0         | 1         | 2         | 3         | 3.0        |
| 2017          | NYL | 1         | 0         | 16         | 1         | 3         | .333        | 0        | 0        | ----        | 1         | 3         | .333        | .333        | 0         | 0         | ----        | 0         | 3          | 3          | 3.0        | 0         | 0         | 1         | 0         | 2         | 2         | 2.0        |
| 2021          | LVA | 5         | 2         | 71         | 2         | 5         | .400        | 0        | 0        | ----        | 2         | 5         | .400        | .400        | 1         | 2         | .500        | 4         | 9          | 13         | 2.6        | 5         | 2         | 3         | 2         | 7         | 5         | 1.0        |
| 2022          | LVA | 10        | 10        | 259        | 17        | 35        | .486        | 1        | 5        | .200        | 16        | 30        | .533        | .500        | 2         | 2         | 1.000       | 16        | 56         | 72         | 7.2        | 4         | 6         | 8         | 8         | 26        | 37        | 3.7        |
| 2023          | LVA | 4         | 4         | 110        | 4         | 7         | .571        | 0        | 1        | .000        | 4         | 6         | .667        | .571        | 2         | 2         | 1.000       | 9         | 29         | 38         | 9.5        | 3         | 7         | 2         | 3         | 4         | 10        | 2.5        |
| <b>Career</b> |     | <b>27</b> | <b>16</b> | <b>623</b> | <b>42</b> | <b>89</b> | <b>.472</b> | <b>1</b> | <b>6</b> | <b>.167</b> | <b>41</b> | <b>83</b> | <b>.494</b> | <b>.478</b> | <b>12</b> | <b>15</b> | <b>.800</b> | <b>47</b> | <b>130</b> | <b>177</b> | <b>6.6</b> | <b>12</b> | <b>21</b> | <b>22</b> | <b>21</b> | <b>50</b> | <b>97</b> | <b>3.6</b> |



## A'JA WILSON

## #22

**Center/Forward 6-4 South Carolina '18**

**6th Year**

### WNBA Career

- 2022 WNBA Champion
- 2022 & 2020 WNBA M'VP
- 2023 & 2022 WNBA Defensive Player of the Year
- 2022 & 2020 All-WNBA First Team
- 2021 All-WNBA Second Team
- 2023 & 2022 WNBA All-Defensive First Team
- 2020 WNBA All-Defensive Second Team
- 2023, 2022, 2021, 2019 & 2018 WNBA All-Star
- 2023, 2022 & 2019 All-Star Team Captain
- 2023 & 2022 WNBA All-Star Leading Vote-Getter
- 2018 WNBA Rookie of the Year (unanimous)
- 2018 WNBA All-Rookie Team
- 7-time Western Conference Player of the Month (June, July and August 2023; May and July 2022; June 2021; August and September 2020)
- 16-time Western Conference Player of the Week (5 times in 2023, 5 times in 2022, 2 times each in 2019 and 2020, 1 time each in 2018 and 2021)

### International Career (USA)

- 2020 Olympic gold medalist (5x5)
- 2022, 2018 FIBA World Cup gold medalist (5x5) & 2022 FIBA World Cup M'VP.
- 2013 & 2015 FIBA U19 World Cup gold medalist & 2015 FIBA U19 M'VP (5x5)
- 2014 FIBA Americas U18 gold medalist (5x5)

### Collegiate Career

- 2017 NCAA Champion
- 2017 Final Four Most Outstanding Player
- 2018 National Player of the Year (consensus)
- 4-time All-American
- 2-time SEC Defensive Player of the Year

### 2023 (Las Vegas)

- WNBA and Associated Press Defensive Player of the Year and WNBA All-Defensive First Team ... WNBA All-Star leading vote-getter...3-time Western Conference Player of the Month...5-time Western Conference Player of the Week...Scored 30 or more points 8 times, 6 in the regular season and 2 in the playoffs... Tied a then-franchise scoring record with 40 points vs. the Mystics on Aug. 11; rewrote the record with a WNBA record-tying 53 points on Aug. 22 at Atlanta...Scored 30 or more points in 5 of her last 6 games, including a franchise playoff-high 38 points against Chicago on Sept. 17 and 34 points against Dallas on Sept. 24.

### 2022 (Las Vegas)

- Named WNBA MVP for 2nd time (7th player with multiple MVPs).

### 2020 (Las Vegas)

- Named WNBA MVP (5th youngest in history)

### 2018 (Las Vegas)

- Scored the second most points by a rookie (35) in franchise history at Indiana on June 12

### Personal

- Enjoys eating Chipotle and Chik-fil-A ... Father, Roscoe, played professional basketball internationally for 10 years ... Is dyslexic ... Is a member of the WNBA and WNBPA Social Justice Council ... First WNBA player to partner with Mountain Dew

### Go to A'ja Wilson's complete bio online

- Online bio includes items such as expanded WNBA statistics, more notes, college, international and USA Basketball statistics, and more!

### Record Without

| Year          | Games Missed | Record With   | Record Without |
|---------------|--------------|---------------|----------------|
| 2018          | 0            | 14-19         | 0-0            |
| 2019          | 8            | 15-11         | 6-2            |
| 2020          | 0            | 18- 4         | 0-0            |
| 2021          | 0            | 24- 8         | 0-0            |
| 2022          | 0            | 26-10         | 0-0            |
| 2023          | 0            | 34- 6         | 0-0            |
| <b>Totals</b> | <b>8</b>     | <b>131-58</b> | <b>6-2</b>     |



# PLAYER PROFILES



## Season Highs

|      | Pts | Rebs | Asts | Stls | Blks | Min   | FG | FGA | 3G | 3GA | FT | FTA |
|------|-----|------|------|------|------|-------|----|-----|----|-----|----|-----|
| 2018 | 35  | 16   | 8    | 3    | 7    | 39:32 | 16 | 24  | 0  | 0   | 14 | 18  |
| 2019 | 39  | 12   | 5    | 3    | 7    | 40:52 | 14 | 20  | 0  | 1   | 11 | 14  |
| 2020 | 31  | 16   | 4    | 4    | 5    | 38:52 | 11 | 21  | 0  | 0   | 12 | 12  |
| 2021 | 30  | 15   | 8    | 4    | 3    | 43:18 | 10 | 24  | 1  | 1   | 12 | 12  |
| 2022 | 35  | 16   | 5    | 4    | 5    | 37:56 | 13 | 24  | 3  | 5   | 13 | 15  |
| 2023 | 53  | 15   | 5    | 5    | 6    | 36:27 | 17 | 25  | 1  | 3   | 20 | 21  |

## WNBA Rankings

|      | PPG | RPG  | APG  | SPG  | BPG  | MPG  | FG%  | 3G%  | FT%  |
|------|-----|------|------|------|------|------|------|------|------|
| 2018 | 3rd | 6th  | ---  | ---  | 6th  | 16th | 24th | ---  | ---  |
| 2019 | 7th | 17th | ---  | ---  | 4th  | ---  | ---  | ---  | ---  |
| 2020 | 2nd | 6th  | ---  | 24th | 1st  | 10th | 21st | ---  | ---  |
| 2021 | 6th | 8th  | 21st | ---  | 11th | 10th | 21st | ---  | 10th |
| 2022 | 5th | 2nd  | ---  | 12th | 1st  | 19th | 12th | 16th | ---  |
| 2023 | 3rd | 2nd  | ---  | 10th | 1st  | 23rd | 3rd  | ---  | 30th |

## Milestones Reached

| Mark        | Opponent      | Date           | Gm. # |
|-------------|---------------|----------------|-------|
| 1st Pt      | @ Connecticut | May 20, 2018   | 1     |
| 1,000th Pt  | Phoenix       | Aug. 20, 2019  | 53    |
| 2,000th Pt  | Washington    | Aug. 17, 2021  | 104   |
| 3,000th Pt  | @ Connecticut | June 8, 2023   | 157   |
| 1,000th Reb | @ Chicago     | May 28, 2022   | 122   |
| 200th St    | Phoenix       | Sept. 10, 2023 | 189   |

## Upcoming Milestones

| Mark  | Category      | Current |
|-------|---------------|---------|
| 4,000 | Points        | 3,761   |
| 2,000 | Rebounds      | 1,637   |
| 400   | Assists       | 403     |
| 400   | Blocked Shots | 343     |
| 200   | Steals        | 203     |

|        | Reb | Asts | Double-Doubles |        | Scoring |     |     |     |     |     |
|--------|-----|------|----------------|--------|---------|-----|-----|-----|-----|-----|
| Year   | 10+ | 10+  | Pt/Reb         | Pt/Ast | Year    | 10+ | 20+ | 30+ | 40+ | 50+ |
| 2018   | 10  | 0    | 10             | 0      | 2018    | 33  | 18  | 3   | 0   | 0   |
| 2019   | 3   | 0    | 3              | 0      | 2019    | 23  | 7   | 1   | 0   | 0   |
| 2020   | 7   | 0    | 7              | 0      | 2020    | 22  | 15  | 1   | 0   | 0   |
| 2021   | 17  | 0    | 17             | 0      | 2021    | 30  | 14  | 1   | 0   | 0   |
| 2022   | 17  | 0    | 17             | 0      | 2022    | 34  | 20  | 1   | 0   | 0   |
| 2023   | 23  | 0    | 22             | 0      | 2023    | 37  | 28  | 6   | 2   | 1   |
| Totals | 77  | 0    | 76             | 0      | Totals  | 179 | 102 | 13  | 2   | 1   |

## 2023 REGULAR SEASON HIGHS

|      |       |                     |           |
|------|-------|---------------------|-----------|
| PTS  | 53    | @ Atlanta           | August 22 |
| REBS | 15    | @ Seattle           | July 20   |
| ASTS | 5     | Connecticut         | July 1    |
| STLS | 5     | 2x, last vs Phoenix | Sept. 10  |
| BLKS | 6     | Dallas              | July 30   |
| MINS | 36:27 | Dallas              | July 30   |

## CAREER SEASON HIGHS

|      |    |                      |               |
|------|----|----------------------|---------------|
| PTS  | 53 | @ Atlanta            | Aug. 22, 2023 |
| REBS | 16 | 4x, last vs. Seattle | June 29, 2022 |
| ASTS | 8  | 2x, last @ Dallas    | July 11, 2021 |
| STLS | 4  | 4x, last vs. Chicago | Aug. 11, 2022 |
| BLKS | 7  | 2x, last @ Atlanta   | Sept. 5, 2019 |
| MINS | 43 | @ Minnesota          | June 25, 2021 |

## CAREER PLAYOFF HIGHS

|      |    |                     |                |
|------|----|---------------------|----------------|
| PTS  | 38 | Chicago             | Sept. 17, 2023 |
| REBS | 16 | Chicago             | Sept. 17, 2023 |
| ASTS | 7  | Phoenix             | Sept. 30, 2021 |
| STLS | 3  | 3x, last vs Chicago | Sept. 17, 2023 |
| BLKS | 7  | Connecticut         | Sept. 22, 2020 |
| MINS | 45 | @ Sueattle (OT)     | Sept. 4, 2022  |

## Career Regular Season Statistics

| Year   | Tm  | G   | GS  | MP   | FG   | FGA  | FG%  | 3P | 3PA | 3P%   | 2P   | 2PA  | 2P%  | eFG% | FT  | FTA  | FT%  | OR  | DR   | REB  | RPG | A   | S   | B   | TO  | PF  | PTS  | PPG  |
|--------|-----|-----|-----|------|------|------|------|----|-----|-------|------|------|------|------|-----|------|------|-----|------|------|-----|-----|-----|-----|-----|-----|------|------|
| 2018 * | LVA | 33  | 33  | 1010 | 245  | 530  | .462 | 0  | 0   | ----  | 245  | 530  | .462 | .462 | 192 | 248  | .774 | 66  | 198  | 264  | 8.0 | 74  | 27  | 55  | 46  | 68  | 682  | 20.7 |
| 2019 * | LVA | 26  | 25  | 739  | 158  | 330  | .479 | 0  | 1   | .000  | 158  | 329  | .480 | .479 | 114 | 144  | .792 | 42  | 125  | 167  | 6.4 | 47  | 13  | 45  | 56  | 52  | 430  | 16.5 |
| 2020   | LVA | 22  | 22  | 697  | 166  | 346  | .480 | 0  | 0   | ----  | 166  | 346  | .480 | .480 | 118 | 151  | .781 | 34  | 154  | 188  | 8.5 | 45  | 27  | 44  | 35  | 49  | 450  | 20.5 |
| 2021 * | LVA | 32  | 32  | 1021 | 207  | 466  | .444 | 1  | 1   | 1.000 | 206  | 465  | .443 | .445 | 169 | 193  | .876 | 63  | 235  | 298  | 9.3 | 98  | 28  | 40  | 46  | 49  | 584  | 18.3 |
| 2022 * | LVA | 36  | 36  | 1080 | 260  | 519  | .501 | 31 | 83  | .373  | 229  | 436  | .525 | .531 | 152 | 187  | .813 | 66  | 273  | 339  | 9.4 | 75  | 52  | 70  | 61  | 76  | 703  | 19.5 |
| 2023 * | LVA | 40  | 40  | 1228 | 335  | 601  | .557 | 9  | 29  | .310  | 326  | 572  | .570 | .565 | 233 | 287  | .812 | 82  | 298  | 380  | 9.5 | 64  | 55  | 89  | 62  | 85  | 912  | 22.8 |
| Career |     | 189 | 188 | 5776 | 1371 | 2792 | .491 | 41 | 114 | .360  | 1330 | 2678 | .497 | .498 | 978 | 1210 | .808 | 354 | 1283 | 1637 | 8.7 | 403 | 203 | 343 | 307 | 379 | 3761 | 19.9 |

## Career Playoff Statistics

| Year   | Tm  | G  | GS | MP   | FG  | FGA | FG%  | 3P | 3PA | 3P%  | 2P  | 2PA | 2P%  | eFG% | FT  | FTA | FT%  | OR | DR  | REB | RPG  | A  | S  | B  | TO | PF | PTS | PPG  |
|--------|-----|----|----|------|-----|-----|------|----|-----|------|-----|-----|------|------|-----|-----|------|----|-----|-----|------|----|----|----|----|----|-----|------|
| 2019   | LVA | 5  | 5  | 168  | 24  | 55  | .436 | 0  | 0   | ---- | 24  | 55  | .436 | .436 | 19  | 20  | .950 | 11 | 28  | 39  | 7.8  | 8  | 3  | 10 | 8  | 5  | 67  | 13.4 |
| 2020   | LVA | 8  | 8  | 283  | 62  | 131 | .473 | 0  | 0   | ---- | 62  | 131 | .473 | .473 | 42  | 49  | .857 | 17 | 54  | 71  | 8.9  | 19 | 8  | 18 | 16 | 14 | 166 | 20.8 |
| 2021   | LVA | 5  | 5  | 161  | 27  | 62  | .435 | 0  | 0   | ---- | 27  | 62  | .435 | .435 | 17  | 26  | .654 | 6  | 40  | 46  | 9.2  | 16 | 5  | 5  | 11 | 8  | 71  | 14.2 |
| 2022   | LVA | 10 | 10 | 372  | 74  | 134 | .552 | 2  | 14  | .143 | 72  | 120 | .600 | .560 | 53  | 67  | .791 | 15 | 89  | 104 | 10.4 | 20 | 10 | 24 | 13 | 21 | 203 | 20.3 |
| 2023   | LVA | 4  | 4  | 125  | 46  | 74  | .622 | 0  | 0   | ---- | 46  | 74  | .622 | .622 | 24  | 27  | .889 | 14 | 29  | 43  | 10.8 | 3  | 6  | 14 | 5  | 9  | 116 | 29.0 |
| Career |     | 32 | 32 | 1109 | 233 | 456 | .511 | 2  | 14  | .143 | 231 | 442 | .523 | .513 | 155 | 189 | .820 | 63 | 240 | 303 | 9.5  | 66 | 32 | 71 | 53 | 57 | 623 | 19.5 |



## JACKIE YOUNG

Guard
5-11
Notre Dame '19
5th Year

#0

- WNBA Career**
  - 2022 WNBA Championship
  - 2022 WNBA Most Improved Player Award Winner
  - 2023 & 2022 WNBA All-Star
  - 1-time Western Conference Player of the Week
- International Career (USA)**
  - 2020 Olympic gold medalist (3x3)

- Collegiate Career**
  - 2019 NCAA Champion
  - 2019 ACC Tournament MVP

- High School Career**
  - 2016 Naismith Player of the Year
  - 2016 Indiana's Miss Basketball

- 2023 (Las Vegas)**
  - All-Star Game starter...Named AP All-League Second Team ... Scored a career-high 30 points (12-18 FGs, 4-7 3pt FGs, 2-4 FTs) at Los Angeles on May 25...Scored 20 or more points in 15 games... Had 1 double-double with 24 points and 10 rebounds vs Chicago on Aug. 24...
- 2022 (Las Vegas)**
  - Named Western Conference Player of the Week for May 16-22 ... Injured her ankle early in the 4th Q vs. CT on 6/2 ... DNP 6/5 and 6/11 (right ankle sprain) ... Named to her first All-Star Team as a starter (2nd leading vote-getter among guards)
- Go to Jackie Young's complete bio online**
  - Online bio includes items such as expanded WNBA statistics, more notes, college, international and USA Basketball statistics, and more!

| Team Record Without |              |             |                |
|---------------------|--------------|-------------|----------------|
| Year                | Games Missed | Record With | Record Without |
| 2019                | 0            | 21-13       | 0-0            |
| 2020                | 0            | 18- 4       | 0-0            |
| 2021                | 0            | 24- 8       | 0-0            |
| 2022                | 2            | 24-10       | 2-0            |
| 2023                | 0            | 34- 6       | 0-0            |
| Totals              | 2            | 121-41      | 2-0            |

# PLAYER PROFILES



## Season Highs

|      | PTS | REBS | ASTS | STLS | BLKS | MIN   | FG | FGA | 3G | 3GA | FT | FTA |
|------|-----|------|------|------|------|-------|----|-----|----|-----|----|-----|
| 2019 | 17  | 10   | 10   | 3    | 2    | 35:08 | 5  | 14  | 2  | 3   | 9  | 12  |
| 2020 | 20  | 7    | 9    | 4    | 1    | 32:42 | 8  | 15  | 1  | 2   | 5  | 6   |
| 2021 | 29  | 11   | 6    | 4    | 2    | 40:27 | 14 | 19  | 1  | 3   | 10 | 10  |
| 2022 | 26  | 9    | 9    | 3    | 2    | 41:21 | 9  | 19  | 4  | 7   | 8  | 8   |
| 2023 | 30  | 10   | 8    | 4    | 1    | 37:31 | 12 | 21  | 5  | 9   | 8  | 9   |

## WNBA Rankings

|      | PPG  | RPG | APG  | SPG  | BPG | MPG  | FG%  | 3G% | FT%  |
|------|------|-----|------|------|-----|------|------|-----|------|
| 2019 | ---  | --- | ---  | ---  | --- | ---  | ---  | --- | ---  |
| 2020 | ---  | --- | 23rd | ---  | --- | ---  | 16th | --- | ---  |
| 2021 | 25th | --- | 18th | 23rd | --- | 11th | 11th | --- | 21st |
| 2022 | 12th | --- | 14th | 13th | --- | 3rd  | 22nd | 3rd | 13th |
| 2023 | 11th | --- | 15th | 14th | --- | 18th | 7th  | 2nd | 16th |

## Milestones

| Mark       | Opponent    | Date          | Gm. # |
|------------|-------------|---------------|-------|
| 1st Pt     | Los Angeles | May 26, 2019  | 1     |
| 1,000th Pt | Los Angeles | May 23, 2022  | 96    |
| 2,000th Pt | Chicago     | Aug. 24, 2023 | 156   |
| 500th Ast  | New York    | June 29, 2023 | 137   |
| 600th Ast  | Phoenix     | Sept. 8, 2023 | 161   |
| 600th Reb  | Atlanta     | Aug. 13, 2023 | 152   |

## Upcoming Milestones

| Mark  | Category | Current |
|-------|----------|---------|
| 2,000 | Points   | 2102    |
| 600   | Rebounds | 644     |
| 600   | Assists  | 606     |
| 200   | Steals   | 177     |

|        | Reb | Asts | Double Doubles |        |         | Scoring |     |     |     |
|--------|-----|------|----------------|--------|---------|---------|-----|-----|-----|
| Year   | 10+ | 10+  | Pt/Reb         | Pt/Ast | Reb-Ast | Year    | 10+ | 20+ | 30+ |
| 2019   | 1   | 1    | 0              | 0      | 1       | 2019    | 7   | 0   | 0   |
| 2020   | 0   | 0    | 0              | 0      | 0       | 2020    | 12  | 2   | 0   |
| 2021   | 2   | 0    | 2              | 0      | 0       | 2021    | 21  | 4   | 0   |
| 2022   | 0   | 0    | 0              | 0      | 0       | 2022    | 30  | 11  | 0   |
| 2023   | 1   | 0    | 1              | 0      | 0       | 2023    | 37  | 15  | 1   |
| Totals | 4   | 1    | 3              | 0      | 1       | Totals  | 107 | 32  | 1   |

## 2023 REGULAR SEASON HIGHS

|      |       |                         |         |
|------|-------|-------------------------|---------|
| PTS  | 30    | @ Los Angeles           | May 25  |
| REBS | 10    | @ Chicago               | Aug. 24 |
| ASTS | 8     | 2x, last @ Minnesota    | July 9  |
| STLS | 4     | 3x, last vs Los Angeles | Aug. 19 |
| BLKS | 1     | 5x, last vs. Seattle    | Sept. 2 |
| MINS | 37:31 | @ Chicago               | July 25 |

## CAREER REGULAR SEASON HIGHS

|      |    |                      |               |
|------|----|----------------------|---------------|
| PTS  | 30 | @ Los Angeles        | May 25, 2023  |
| REBS | 11 | @ Seattle            | May 18, 2021  |
| ASTS | 10 | 2x, last vs. Phoenix | Aug. 20, 2019 |
| STLS | 4  | 4x, last vs. Atlanta | Aug. 1, 2023  |
| BLKS | 2  | 4x, last vs. Chicago | May 28, 2022  |
| MINS | 41 | Washington           | June 25, 2022 |

## CAREER PLAYOFF HIGHS

|      |       |                     |                |
|------|-------|---------------------|----------------|
| PTS  | 22    | @ Connecticut       | Sept. 15, 2022 |
| REBS | 9     | Dallas              | Sept. 26, 2023 |
| ASTS | 8     | @ Connecticut       | Sept. 18, 2022 |
| STLS | 3     | 3x, last vs Chicago | Sept. 17, 2023 |
| BLKS | 2     | Phoenix             | Sept. 28, 2021 |
| MINS | 38:20 | 2x, last @ Sueattle | Sept. 4, 2022  |

## Career Regular Season Statistics

| Year   | Tm  | G   | GS  | MP   | FG  | FGA  | FG%  | 3P  | 3PA | 3P%  | 2P  | 2PA  | 2P%  | eFG% | FT  | FTA | FT%  | OR  | DR  | REB | RPG | A   | S   | B  | TO  | PF  | PTS  | PPG  |
|--------|-----|-----|-----|------|-----|------|------|-----|-----|------|-----|------|------|------|-----|-----|------|-----|-----|-----|-----|-----|-----|----|-----|-----|------|------|
| 2019   | LVA | 34  | 34  | 767  | 76  | 236  | .322 | 14  | 44  | .318 | 62  | 192  | .323 | .352 | 59  | 73  | .808 | 23  | 88  | 111 | 3.3 | 153 | 26  | 12 | 53  | 47  | 225  | 6.6  |
| 2020   | LVA | 22  | 0   | 568  | 93  | 189  | .492 | 3   | 13  | .231 | 90  | 176  | .511 | .500 | 52  | 61  | .852 | 18  | 77  | 95  | 4.3 | 67  | 15  | 2  | 35  | 39  | 241  | 11.0 |
| 2021   | LVA | 32  | 32  | 1018 | 155 | 307  | .505 | 5   | 20  | .250 | 150 | 287  | .523 | .513 | 75  | 90  | .833 | 21  | 110 | 131 | 4.1 | 103 | 36  | 11 | 47  | 58  | 390  | 12.2 |
| 2022 * | LVA | 34  | 34  | 1129 | 191 | 401  | .476 | 50  | 116 | .431 | 141 | 285  | .495 | .539 | 110 | 128 | .859 | 43  | 105 | 148 | 4.4 | 132 | 48  | 8  | 43  | 81  | 542  | 15.9 |
| 2023 * | LVA | 40  | 40  | 1259 | 249 | 476  | .523 | 89  | 198 | .449 | 160 | 278  | .576 | .617 | 117 | 135 | .867 | 26  | 134 | 160 | 4.0 | 151 | 52  | 5  | 70  | 80  | 704  | 17.6 |
| Career |     | 162 | 140 | 4739 | 764 | 1608 | .475 | 161 | 391 | .412 | 603 | 1217 | .495 | .525 | 413 | 487 | .848 | 130 | 514 | 644 | 4.0 | 606 | 177 | 38 | 248 | 305 | 2102 | 13.0 |

## Career Playoff Statistics

| Year   | Tm  | G  | GS | MP  | FG  | FGA | FG%  | 3P | 3PA | 3P%  | 2P | 2PA | 2P%  | eFG% | FT | FTA | FT%   | OR | DR | REB | RPG | A  | S  | B | TO | PF | PTS | PPG  |
|--------|-----|----|----|-----|-----|-----|------|----|-----|------|----|-----|------|------|----|-----|-------|----|----|-----|-----|----|----|---|----|----|-----|------|
| 2019   | LVA | 5  | 5  | 62  | 9   | 22  | .409 | 4  | 5   | .800 | 5  | 17  | .294 | .500 | 7  | 8   | .875  | 3  | 6  | 9   | 1.8 | 13 | 0  | 0 | 6  | 3  | 29  | 5.8  |
| 2020   | LVA | 8  | 0  | 163 | 21  | 68  | .309 | 1  | 6   | .167 | 20 | 62  | .323 | .316 | 19 | 21  | .905  | 3  | 21 | 24  | 3.0 | 22 | 2  | 1 | 19 | 18 | 62  | 7.8  |
| 2021   | LVA | 5  | 5  | 130 | 11  | 33  | .333 | 0  | 1   | .000 | 11 | 32  | .344 | .333 | 6  | 6   | 1.000 | 9  | 7  | 16  | 3.2 | 11 | 5  | 2 | 3  | 12 | 28  | 5.6  |
| 2022   | LVA | 10 | 10 | 345 | 41  | 95  | .432 | 18 | 38  | .474 | 23 | 57  | .404 | .526 | 25 | 27  | .926  | 2  | 39 | 41  | 4.1 | 30 | 8  | 1 | 16 | 29 | 125 | 12.5 |
| 2023   | LVA | 4  | 4  | 135 | 19  | 53  | .358 | 11 | 26  | .423 | 8  | 27  | .296 | .462 | 16 | 17  | .941  | 3  | 22 | 25  | 6.3 | 23 | 9  | 1 | 4  | 11 | 65  | 16.3 |
| Career |     | 32 | 24 | 835 | 101 | 271 | .373 | 34 | 76  | .447 | 67 | 195 | .344 | .435 | 73 | 79  | .924  | 20 | 95 | 115 | 3.6 | 99 | 24 | 5 | 48 | 73 | 309 | 9.7  |



# ACES GAME-BY-GAME STATS

## PLAYOFFS

| GAME               | W/L | MIN | PTS | FGM | FGA | FG%  | 3PM | 3PA | 3P%  | FTM | FTA | FT%  | ORB | DRB | REB | AT | TO | ST | BK | PF | +/- |
|--------------------|-----|-----|-----|-----|-----|------|-----|-----|------|-----|-----|------|-----|-----|-----|----|----|----|----|----|-----|
| 9/26 - LVA vs. DAL | W   | 40  | 91  | 30  | 65  | 46.2 | 9   | 24  | 37.5 | 22  | 25  | 88.0 | 8   | 31  | 39  | 17 | 12 | 5  | 6  | 16 | 7   |
| 9/24 - LVA vs. DAL | W   | 40  | 97  | 37  | 69  | 53.6 | 10  | 23  | 43.5 | 13  | 13  | 100  | 10  | 26  | 36  | 18 | 16 | 9  | 7  | 13 | 14  |
| 9/17 - LVA vs. CHI | W   | 40  | 92  | 32  | 77  | 41.6 | 7   | 21  | 33.3 | 21  | 23  | 91.3 | 15  | 31  | 46  | 20 | 10 | 12 | 4  | 14 | 22  |
| 9/13 - LVA vs. CHI | W   | 40  | 87  | 32  | 74  | 43.2 | 7   | 22  | 31.8 | 16  | 17  | 94.1 | 5   | 34  | 39  | 20 | 8  | 10 | 7  | 8  | 28  |

## REGULAR SEASON

| GAME               | W/L | MIN | PTS | FGM | FGA | FG%  | 3PM | 3PA | 3P%  | FTM | FTA | FT%  | ORB | DRB | REB | AT | TO | ST | BK | PF | +/- |
|--------------------|-----|-----|-----|-----|-----|------|-----|-----|------|-----|-----|------|-----|-----|-----|----|----|----|----|----|-----|
| 9/10 - LVA vs. PHO | W   | 40  | 100 | 37  | 70  | 52.9 | 14  | 33  | 42.4 | 12  | 16  | 75.0 | 10  | 22  | 32  | 22 | 9  | 12 | 3  | 11 | 15  |
| 9/08 - LVA @ PHO   | W   | 40  | 94  | 38  | 70  | 54.3 | 6   | 25  | 24.0 | 12  | 14  | 85.7 | 3   | 35  | 38  | 25 | 10 | 8  | 6  | 15 | 21  |
| 9/02 - LVA vs. SEA | W   | 40  | 103 | 35  | 75  | 46.7 | 10  | 30  | 33.3 | 23  | 25  | 92.0 | 9   | 29  | 38  | 26 | 8  | 10 | 3  | 15 | 26  |
| 8/31 - LVA vs. WAS | W   | 40  | 84  | 29  | 62  | 46.8 | 10  | 28  | 35.7 | 16  | 19  | 84.2 | 4   | 29  | 33  | 19 | 12 | 7  | 5  | 17 | 9   |
| 8/28 - LVA @ NYL   | L   | 40  | 85  | 31  | 69  | 44.9 | 9   | 23  | 39.1 | 14  | 20  | 70.0 | 5   | 26  | 31  | 21 | 11 | 5  | 6  | 23 | -9  |
| 8/26 - LVA @ WAS   | L   | 40  | 62  | 20  | 65  | 30.8 | 6   | 29  | 20.7 | 16  | 21  | 76.2 | 6   | 34  | 40  | 14 | 19 | 6  | 3  | 13 | -16 |
| 8/24 - LVA @ CHI   | W   | 40  | 94  | 34  | 71  | 47.9 | 8   | 24  | 33.3 | 18  | 18  | 100  | 6   | 28  | 34  | 21 | 14 | 6  | 5  | 15 | 7   |
| 8/22 - LVA @ ATL   | W   | 40  | 112 | 35  | 69  | 50.7 | 8   | 19  | 42.1 | 34  | 36  | 94.4 | 5   | 29  | 34  | 25 | 9  | 4  | 7  | 22 | 12  |
| 8/19 - LVA vs. LAS | L   | 40  | 72  | 27  | 75  | 36.0 | 8   | 32  | 25.0 | 10  | 11  | 90.9 | 13  | 19  | 32  | 17 | 15 | 12 | 2  | 19 | -6  |
| 8/17 - LVA vs. NYL | W   | 40  | 88  | 32  | 72  | 44.4 | 9   | 25  | 36.0 | 15  | 16  | 93.8 | 7   | 28  | 35  | 21 | 8  | 9  | 1  | 20 | 13  |
| 8/13 - LVA vs. ATL | W   | 40  | 86  | 32  | 77  | 41.6 | 7   | 23  | 30.4 | 15  | 19  | 78.9 | 8   | 30  | 38  | 16 | 9  | 13 | 6  | 19 | 21  |
| 8/11 - LVA vs. WAS | W   | 40  | 113 | 42  | 77  | 54.5 | 14  | 28  | 50.0 | 15  | 16  | 93.8 | 3   | 31  | 34  | 29 | 7  | 9  | 1  | 10 | 24  |
| 8/08 - LVA @ DAL   | W   | 40  | 104 | 37  | 74  | 50.0 | 16  | 32  | 50.0 | 14  | 16  | 87.5 | 11  | 34  | 45  | 27 | 13 | 4  | 2  | 21 | 20  |
| 8/06 - LVA @ NYL   | L   | 40  | 61  | 23  | 70  | 32.9 | 6   | 23  | 26.1 | 9   | 10  | 90.0 | 2   | 22  | 24  | 14 | 10 | 7  | 4  | 9  | -38 |
| 8/01 - LVA vs. ATL | W   | 40  | 93  | 34  | 65  | 52.3 | 11  | 23  | 47.8 | 14  | 17  | 82.4 | 3   | 32  | 35  | 17 | 14 | 12 | 5  | 20 | 21  |
| 7/30 - LVA vs. DAL | W   | 40  | 104 | 32  | 64  | 50.0 | 13  | 25  | 52.0 | 27  | 28  | 96.4 | 3   | 27  | 30  | 17 | 8  | 5  | 7  | 18 | 13  |
| 7/25 - LVA @ CHI   | W   | 40  | 107 | 38  | 76  | 50.0 | 7   | 22  | 31.8 | 24  | 27  | 88.9 | 9   | 26  | 35  | 24 | 5  | 7  | 6  | 13 | 12  |
| 7/22 - LVA @ MIN   | W   | 40  | 98  | 36  | 69  | 52.2 | 8   | 26  | 30.8 | 18  | 24  | 75.0 | 4   | 30  | 34  | 25 | 14 | 8  | 1  | 12 | 17  |
| 7/20 - LVA @ SEA   | W   | 40  | 79  | 29  | 66  | 43.9 | 7   | 18  | 38.9 | 14  | 19  | 73.7 | 7   | 33  | 40  | 19 | 14 | 16 | 4  | 19 | 16  |
| 7/12 - LVA @ LAS   | W   | 40  | 97  | 37  | 68  | 54.4 | 9   | 22  | 40.9 | 14  | 16  | 87.5 | 5   | 29  | 34  | 20 | 15 | 12 | 5  | 14 | 19  |
| 7/11 - LVA vs. PHO | W   | 40  | 98  | 36  | 72  | 50.0 | 9   | 25  | 36.0 | 17  | 22  | 77.3 | 3   | 32  | 35  | 24 | 4  | 3  | 3  | 15 | 26  |
| 7/09 - LVA @ MIN   | W   | 40  | 113 | 43  | 72  | 59.7 | 17  | 39  | 43.6 | 10  | 14  | 71.4 | 7   | 27  | 34  | 31 | 12 | 9  | 11 | 11 | 24  |
| 7/07 - LVA @ DAL   | L   | 40  | 78  | 27  | 60  | 45.0 | 10  | 26  | 38.5 | 14  | 17  | 82.4 | 5   | 20  | 25  | 14 | 18 | 7  | 4  | 14 | -2  |
| 7/05 - LVA vs. DAL | W   | 40  | 89  | 30  | 65  | 46.2 | 9   | 20  | 45.0 | 20  | 24  | 83.3 | 7   | 32  | 39  | 17 | 13 | 1  | 4  | 12 | 7   |
| 7/01 - LVA vs. CON | W   | 40  | 102 | 36  | 72  | 50.0 | 7   | 23  | 30.4 | 23  | 26  | 88.5 | 11  | 31  | 42  | 25 | 13 | 8  | 5  | 22 | 18  |
| 6/29 - LVA vs. NYL | W   | 40  | 98  | 40  | 69  | 58.0 | 9   | 21  | 42.9 | 9   | 10  | 90.0 | 4   | 23  | 27  | 32 | 8  | 10 | 1  | 15 | 17  |
| 6/26 - LVA vs. IND | W   | 40  | 88  | 27  | 66  | 40.9 | 7   | 24  | 29.2 | 27  | 28  | 96.4 | 10  | 29  | 39  | 15 | 16 | 4  | 6  | 20 | 8   |
| 6/24 - LVA vs. IND | W   | 40  | 101 | 34  | 64  | 53.1 | 11  | 23  | 47.8 | 22  | 27  | 81.5 | 5   | 26  | 31  | 27 | 13 | 6  | 7  | 14 | 13  |
| 6/21 - LVA @ PHO   | W   | 40  | 99  | 36  | 65  | 55.4 | 11  | 23  | 47.8 | 16  | 23  | 69.6 | 8   | 24  | 32  | 29 | 10 | 4  | 3  | 16 | 20  |
| 6/18 - LVA vs. MIN | W   | 40  | 93  | 35  | 74  | 47.3 | 10  | 30  | 33.3 | 13  | 15  | 86.7 | 7   | 32  | 39  | 18 | 6  | 7  | 9  | 13 | 31  |
| 6/15 - LVA vs. SEA | W   | 40  | 96  | 39  | 70  | 55.7 | 12  | 26  | 46.2 | 6   | 8   | 75.0 | 4   | 33  | 37  | 25 | 13 | 10 | 3  | 14 | 33  |
| 6/11 - LVA vs. CHI | W   | 40  | 93  | 38  | 65  | 58.5 | 6   | 16  | 37.5 | 11  | 13  | 84.6 | 7   | 26  | 33  | 21 | 16 | 10 | 3  | 18 | 13  |
| 6/08 - LVA @ CON   | L   | 40  | 77  | 28  | 60  | 46.7 | 9   | 21  | 42.9 | 12  | 17  | 70.6 | 5   | 21  | 26  | 18 | 18 | 8  | 5  | 18 | -17 |
| 6/06 - LVA @ CON   | W   | 40  | 90  | 32  | 63  | 50.8 | 4   | 15  | 26.7 | 22  | 26  | 84.6 | 5   | 26  | 31  | 25 | 14 | 9  | 6  | 17 | 6   |
| 6/04 - LVA @ IND   | W   | 40  | 84  | 32  | 72  | 44.4 | 4   | 21  | 19.0 | 16  | 22  | 72.7 | 6   | 29  | 35  | 21 | 5  | 6  | 6  | 15 | 4   |
| 6/02 - LVA @ ATL   | W   | 40  | 92  | 33  | 70  | 47.1 | 6   | 21  | 28.6 | 20  | 25  | 80.0 | 5   | 26  | 31  | 17 | 12 | 9  | 4  | 13 | 5   |
| 5/28 - LVA vs. MIN | W   | 40  | 94  | 32  | 72  | 44.4 | 14  | 39  | 35.9 | 16  | 17  | 94.1 | 4   | 32  | 36  | 25 | 10 | 9  | 7  | 20 | 21  |
| 5/27 - LVA vs. LAS | W   | 40  | 93  | 37  | 80  | 46.3 | 9   | 32  | 28.1 | 10  | 12  | 83.3 | 9   | 29  | 38  | 25 | 11 | 16 | 8  | 16 | 28  |
| 5/25 - LVA @ LAS   | W   | 40  | 94  | 31  | 59  | 52.5 | 10  | 23  | 43.5 | 22  | 28  | 78.6 | 5   | 32  | 37  | 18 | 20 | 8  | 6  | 16 | 9   |
| 5/20 - LVA @ SEA   | W   | 40  | 105 | 40  | 73  | 54.8 | 11  | 18  | 61.1 | 14  | 17  | 82.4 | 6   | 44  | 50  | 22 | 14 | 6  | 8  | 14 | 41  |

# 2023 REGULAR SEASON STATISTICS



## LAS VEGAS ACES (34-6)

| PLAYER    | GP-GS | MIN     | FGM-FGA     | FG%  | 3-POINT |      | FTM-FTA   | FT%  | ---- REBOUNDS ---- |      |           |     | AST   | PF-DQ | STL | TO  | BLK | PTS/AVG   |
|-----------|-------|---------|-------------|------|---------|------|-----------|------|--------------------|------|-----------|-----|-------|-------|-----|-----|-----|-----------|
|           |       |         |             |      | FGM-FGA | FG%  |           |      | OFF                | DEF  | TOT/AVG   |     |       |       |     |     |     |           |
| Wilson, A | 40-40 | 1227:44 | 335 - 601   | 55.7 | 9-29    | 31.0 | 233 - 287 | 81.2 | 82                 | 298  | 380/9.5   | 64  | 85-0  | 56    | 62  | 89  |     | 912/22.8  |
| Plum, K   | 39-39 | 1264:48 | 249 - 524   | 47.5 | 95-244  | 38.9 | 135 - 148 | 91.2 | 9                  | 86   | 95/2.4    | 177 | 94-1  | 43    | 82  | 0   |     | 728/18.7  |
| Young, J  | 40-40 | 1258:43 | 249 - 476   | 52.3 | 89-198  | 44.9 | 117 - 135 | 86.7 | 26                 | 134  | 160/4.0   | 151 | 80-0  | 52    | 70  | 5   |     | 704/17.6  |
| Gray, C   | 40-40 | 1287:45 | 225 - 459   | 49.0 | 64-152  | 42.1 | 96 - 107  | 89.7 | 12                 | 146  | 158/4.0   | 291 | 73-0  | 57    | 101 | 25  |     | 610/15.3  |
| Parker, C | 18-18 | 425:26  | 60 - 129    | 46.5 | 17-51   | 33.3 | 25 - 28   | 89.3 | 16                 | 81   | 97/5.4    | 67  | 35-0  | 27    | 31  | 16  |     | 162/9.0   |
| Clark, A  | 39-1  | 876:03  | 91 - 205    | 44.4 | 51-132  | 38.6 | 27 - 33   | 81.8 | 21                 | 112  | 133/3.4   | 42  | 85-0  | 24    | 28  | 6   |     | 260/6.7   |
| Bell, K   | 36-0  | 423:38  | 53 - 153    | 34.6 | 20-82   | 24.4 | 6 - 10    | 60.0 | 14                 | 42   | 56/1.6    | 18  | 47-0  | 15    | 14  | 5   |     | 132/3.7   |
| George, C | 32-0  | 273:30  | 30 - 104    | 28.8 | 15-64   | 23.4 | 0 - 3     | 0.0  | 15                 | 43   | 58/1.8    | 13  | 36-0  | 10    | 27  | 5   |     | 75/2.3    |
| Stokes, K | 40-22 | 791:38  | 36 - 83     | 43.4 | 5-27    | 18.5 | 9 - 18    | 50.0 | 45                 | 189  | 234/5.9   | 23  | 70-0  | 26    | 17  | 39  |     | 86/2.2    |
| Colson, S | 28-0  | 134:52  | 12 - 27     | 44.4 | 6-16    | 37.5 | 5 - 6     | 83.3 | 4                  | 8    | 12/0.4    | 22  | 24-0  | 9     | 6   | 1   |     | 35/1.3    |
| Coates, A | 10-0  | 29:46   | 4 - 5       | 80.0 | 0-0     | 0.0  | 1 - 4     | 25.0 | 2                  | 8    | 10/1.0    | 0   | 9-1   | 2     | 7   | 0   |     | 9/0.9     |
| Joens, A  | 2-0   | 06:19   | 0 - 1       | 0.0  | 0-1     | 0.0  | 0 - 0     | 0.0  | 0                  | 0    | 0/0.0     | 0   | 0-0   | 0     | 0   | 0   |     | 0/0.0     |
| ACES      | 40    | 8000    | 1344 - 2767 | 48.6 | 371-996 | 37.2 | 654 - 779 | 84.0 | 246                | 1147 | 1660/41.5 | 868 | 638-2 | 321   | 470 | 191 |     | 3713/92.8 |
| OPPONENTS | 40    | 8000    | 1210 - 2841 | 42.6 | 306-893 | 34.3 | 485 - 627 | 77.4 | 320                | 1053 | 1661/41.5 | 780 | 695-0 | 252   | 555 | 115 |     | 3211/80.3 |

|           | ---- SINGLE GAME HIGHS ---- |     |     |     |    |     |     | ---- AVERAGE PER GAME ---- |     |     |      |     |      |      | ---- AVERAGE PER 48 MIN ---- |     |      |     |      |      |  |
|-----------|-----------------------------|-----|-----|-----|----|-----|-----|----------------------------|-----|-----|------|-----|------|------|------------------------------|-----|------|-----|------|------|--|
| PLAYER    | MIN                         | REB | AST | STL | TO | BLK | PTS | MIN                        | REB | AST | STL  | TO  | BLK  | PTS  | REB                          | AST | STL  | TO  | BLK  | PTS  |  |
| Wilson, A | 36:27                       | 15  | 5   | 5   | 5  | 6   | 53  | 30.7                       | 9.5 | 1.6 | 1.40 | 1.6 | 2.23 | 22.8 | 12.4                         | 2.1 | 1.82 | 2.0 | 2.90 | 29.7 |  |
| Plum, K   | 38:21                       | 6   | 10  | 5   | 4  | 0   | 40  | 32.4                       | 2.4 | 4.5 | 1.10 | 2.1 | 0.00 | 18.7 | 3.0                          | 5.6 | 1.36 | 2.6 | 0.00 | 23.0 |  |
| Young, J  | 37:32                       | 10  | 8   | 4   | 5  | 1   | 30  | 31.5                       | 4.0 | 3.8 | 1.30 | 1.8 | 0.13 | 17.6 | 5.1                          | 4.8 | 1.65 | 2.2 | 0.16 | 22.4 |  |
| Gray, C   | 37:23                       | 11  | 12  | 4   | 6  | 3   | 27  | 32.2                       | 4.0 | 7.3 | 1.43 | 2.5 | 0.63 | 15.3 | 4.9                          | 9.0 | 1.77 | 3.1 | 0.78 | 18.9 |  |
| Parker, C | 26:29                       | 12  | 8   | 5   | 5  | 3   | 15  | 23.6                       | 5.4 | 3.7 | 1.50 | 1.7 | 0.89 | 9.0  | 9.1                          | 6.3 | 2.54 | 2.9 | 1.50 | 15.2 |  |
| Clark, A  | 35:08                       | 8   | 4   | 2   | 4  | 1   | 16  | 22.5                       | 3.4 | 1.1 | 0.62 | 0.7 | 0.15 | 6.7  | 6.1                          | 1.9 | 1.10 | 1.3 | 0.27 | 11.9 |  |
| Bell, K   | 19:24                       | 5   | 2   | 2   | 2  | 2   | 15  | 11.8                       | 1.6 | 0.5 | 0.42 | 0.4 | 0.14 | 3.7  | 5.3                          | 1.7 | 1.42 | 1.3 | 0.47 | 12.5 |  |
| George, C | 20:56                       | 5   | 2   | 3   | 4  | 2   | 11  | 8.5                        | 1.8 | 0.4 | 0.31 | 0.8 | 0.16 | 2.3  | 8.5                          | 1.9 | 1.46 | 3.9 | 0.73 | 11.0 |  |
| Stokes, K | 31:21                       | 17  | 2   | 3   | 2  | 4   | 7   | 19.8                       | 5.9 | 0.6 | 0.65 | 0.4 | 0.98 | 2.2  | 11.8                         | 1.2 | 1.31 | 0.9 | 1.97 | 4.3  |  |
| Colson, S | 12:08                       | 4   | 3   | 2   | 2  | 1   | 6   | 4.8                        | 0.4 | 0.8 | 0.32 | 0.2 | 0.04 | 1.3  | 3.6                          | 6.5 | 2.67 | 1.8 | 0.30 | 10.4 |  |
| Coates, A | 07:09                       | 3   | 0   | 1   | 4  | 0   | 3   | 3.0                        | 1.0 | 0.0 | 0.20 | 0.7 | 0.00 | 0.9  | 13.4                         | 0.0 | 2.69 | 9.4 | 0.00 | 12.1 |  |
| Joens, A  | 03:34                       | 0   | 0   | 0   | 0  | 0   | 0   | 3.2                        | 0.0 | 0.0 | 0.00 | 0.0 | 0.00 | 0.0  | 0.0                          | 0.0 | 0.00 | 0.0 | 0.00 | 0.0  |  |

## DALLAS WINGS (22-18)

| PLAYER         | GP-GS | MIN     | FGM-FGA     | FG%  | 3-POINT |      | FTM-FTA   | FT%  | ----- REBOUNDS ----- |      |           |     | AST   | PF-DQ | STL | TO  | BLK       | PTS/AVG |
|----------------|-------|---------|-------------|------|---------|------|-----------|------|----------------------|------|-----------|-----|-------|-------|-----|-----|-----------|---------|
|                |       |         |             |      | FGM-FGA | FG%  |           |      | OFF                  | DEF  | TOT/AVG   |     |       |       |     |     |           |         |
| Ogunbowale, A  | 40-40 | 1488:51 | 299 - 752   | 39.8 | 117-341 | 34.3 | 134 - 153 | 87.6 | 19                   | 116  | 135/3.4   | 181 | 109-1 | 68    | 105 | 4   | 849/21.2  |         |
| Sabally, S     | 38-38 | 1257:59 | 237 - 545   | 43.5 | 66-183  | 36.1 | 167 - 191 | 87.4 | 86                   | 222  | 308/8.1   | 167 | 135-1 | 68    | 110 | 16  | 707/18.6  |         |
| Howard, N      | 39-39 | 1288:37 | 247 - 539   | 45.8 | 38-127  | 29.9 | 110 - 135 | 81.5 | 84                   | 229  | 313/8.0   | 100 | 140-2 | 50    | 109 | 45  | 642/16.5  |         |
| McCowan, T     | 30-29 | 783:00  | 150 - 272   | 55.1 | 0-4     | 0.0  | 58 - 99   | 58.6 | 104                  | 168  | 272/9.1   | 45  | 100-1 | 16    | 46  | 35  | 358/11.9  |         |
| Dangerfield, C | 35-32 | 972:30  | 119 - 280   | 42.5 | 27-93   | 29.0 | 22 - 27   | 81.5 | 27                   | 74   | 101/2.9   | 108 | 44-0  | 33    | 41  | 7   | 287/8.2   |         |
| Brown, K       | 32-5  | 523:59  | 90 - 143    | 62.9 | 0-1     | 0.0  | 69 - 86   | 80.2 | 55                   | 88   | 143/4.5   | 33  | 65-0  | 7     | 42  | 22  | 249/7.8   |         |
| Siegrist, M    | 39-0  | 319:25  | 57 - 112    | 50.9 | 5-15    | 33.3 | 27 - 29   | 93.1 | 36                   | 25   | 61/1.6    | 8   | 28-0  | 8     | 9   | 7   | 146/3.7   |         |
| Kuier, A       | 37-4  | 399:10  | 36 - 91     | 39.6 | 2-23    | 8.7  | 21 - 27   | 77.8 | 23                   | 71   | 94/2.5    | 20  | 30-0  | 7     | 22  | 24  | 95/2.6    |         |
| Burton, V      | 40-13 | 554:51  | 25 - 85     | 29.4 | 13-48   | 27.1 | 31 - 34   | 91.2 | 22                   | 48   | 70/1.8    | 88  | 57-0  | 29    | 17  | 10  | 94/2.4    |         |
| Dickey, J      | 14-0  | 87:28   | 13 - 34     | 38.2 | 0-1     | 0.0  | 3 - 6     | 50.0 | 7                    | 4    | 11/0.8    | 1   | 15-0  | 4     | 5   | 1   | 29/2.1    |         |
| Sims, O        | 28-0  | 335:17  | 21 - 69     | 30.4 | 2-15    | 13.3 | 11 - 20   | 55.0 | 8                    | 29   | 37/1.3    | 62  | 31-1  | 12    | 17  | 0   | 55/2.0    |         |
| Joens, A       | 9-0   | 14:03   | 1 - 4       | 25.0 | 0-2     | 0.0  | 1 - 4     | 25.0 | 0                    | 2    | 2/0.2     | 0   | 0-0   | 1     | 0   | 0   | 3/0.3     |         |
| WINGS          | 40    | 8025:00 | 1295 - 2926 | 44.3 | 270-853 | 31.7 | 654 - 811 | 80.6 | 471                  | 1076 | 1872/46.8 | 813 | 754-6 | 303   | 550 | 171 | 3514/87.9 |         |
| OPPONENTS      | 40    | 8025:00 | 1211 - 2729 | 44.4 | 328-911 | 36.0 | 646 - 800 | 80.8 | 318                  | 964  | 1588/39.7 | 801 | 725-8 | 237   | 575 | 147 | 3396/84.9 |         |

|                | ---- SINGLE GAME HIGHS ---- |     |     |     |    |     |     | ---- AVERAGE PER GAME ---- |     |     |      |     |      |      | ---- AVERAGE PER 48 MIN ---- |     |      |     |      |      |  |
|----------------|-----------------------------|-----|-----|-----|----|-----|-----|----------------------------|-----|-----|------|-----|------|------|------------------------------|-----|------|-----|------|------|--|
| PLAYER         | MIN                         | REB | AST | STL | TO | BLK | PTS | MIN                        | REB | AST | STL  | TO  | BLK  | PTS  | REB                          | AST | STL  | TO  | BLK  | PTS  |  |
| Ogunbowale, A  | 43:09                       | 6   | 11  | 4   | 6  | 1   | 41  | 37.2                       | 3.4 | 4.5 | 1.70 | 2.6 | 0.10 | 21.2 | 3.6                          | 4.9 | 1.83 | 2.8 | 0.11 | 22.8 |  |
| Sabally, S     | 42:45                       | 16  | 10  | 5   | 6  | 2   | 40  | 33.1                       | 8.1 | 4.4 | 1.79 | 2.9 | 0.42 | 18.6 | 9.8                          | 5.3 | 2.16 | 3.5 | 0.51 | 22.5 |  |
| Howard, N      | 39:20                       | 14  | 11  | 5   | 7  | 4   | 32  | 33.0                       | 8.0 | 2.6 | 1.28 | 2.8 | 1.15 | 16.5 | 9.7                          | 3.1 | 1.55 | 3.4 | 1.40 | 19.9 |  |
| McCowan, T     | 35:36                       | 18  | 6   | 2   | 5  | 4   | 25  | 26.1                       | 9.1 | 1.5 | 0.53 | 1.5 | 1.17 | 11.9 | 13.9                         | 2.3 | 0.82 | 2.3 | 1.79 | 18.3 |  |
| Dangerfield, C | 40:00                       | 7   | 7   | 5   | 3  | 2   | 18  | 27.8                       | 2.9 | 3.1 | 0.94 | 1.2 | 0.20 | 8.2  | 4.2                          | 4.4 | 1.36 | 1.7 | 0.29 | 11.8 |  |
| Brown, K       | 30:02                       | 15  | 4   | 1   | 4  | 2   | 21  | 16.4                       | 4.5 | 1.0 | 0.22 | 1.3 | 0.69 | 7.8  | 10.9                         | 2.5 | 0.53 | 3.2 | 1.68 | 19.0 |  |
| Siegrist, M    | 20:03                       | 8   | 2   | 2   | 1  | 2   | 14  | 8.2                        | 1.6 | 0.2 | 0.21 | 0.2 | 0.18 | 3.7  | 7.6                          | 1.0 | 1.00 | 1.1 | 0.88 | 18.3 |  |
| Kuier, A       | 30:51                       | 9   | 3   | 1   | 3  | 3   | 12  | 10.8                       | 2.5 | 0.5 | 0.19 | 0.6 | 0.65 | 2.6  | 9.4                          | 2.0 | 0.70 | 2.2 | 2.41 | 9.5  |  |
| Burton, V      | 37:16                       | 7   | 9   | 3   | 2  | 3   | 10  | 13.9                       | 1.8 | 2.2 | 0.73 | 0.4 | 0.25 | 2.4  | 5.0                          | 6.3 | 2.09 | 1.2 | 0.72 | 6.8  |  |
| Dickey, J      | 14:16                       | 2   | 1   | 2   | 2  | 1   | 10  | 6.2                        | 0.8 | 0.1 | 0.29 | 0.4 | 0.07 | 2.1  | 5.0                          | 0.5 | 1.83 | 2.3 | 0.46 | 13.3 |  |
| Sims, O        | 26:06                       | 5   | 8   | 2   | 2  | 0   | 8   | 12.0                       | 1.3 | 2.2 | 0.43 | 0.6 | 0.00 | 2.0  | 4.4                          | 7.4 | 1.43 | 2.0 | 0.00 | 6.6  |  |
| Joens, A       | 03:12                       | 2   | 0   | 1   | 0  | 0   | 2   | 1.6                        | 0.2 | 0.0 | 0.11 | 0.0 | 0.00 | 0.3  | 5.7                          | 0.0 | 2.85 | 0.0 | 0.00 | 8.5  |  |



# Las Vegas Aces

## MEDIA CHEAT SHEET



**KIERSTAN BELL**  
G 6-1 176  
FGCU 2nd Yr.



**ALYSHA CLARK**  
F 5-11 167  
Middle Tenn. 11th Yr.



**SYDNEY COLSON**  
G 5-8 140  
Texas A&M 9th Yr.



**CAYLA GEORGE**  
C/F 6-4 192  
Australia 4th Yr.



**CHELSEA GRAY**  
G 5-11 170  
Duke 9th Yr.



**ALAINA COATES**  
C 6-4 205  
South Carolina 5th Yr.



**CANDACE PARKER**  
F/C 6-4 184  
Tennessee 16th Yr.




**KELSEY PLUM**  
G 5-8 145  
Washington 6th Yr.




**KIAH STOKES**  
C 6-3 191  
Connecticut 8th Yr.



**A'JA WILSON**  
F 6-4 195  
South Carolina 6th Yr.



**JACKIE YOUNG**  
G 6-0 165  
Notre Dame 5th Yr.



**BECKY HAMMON**  
Head Coach



**NATALIE NAKASE**  
Assistant Coach




**TYLER MARSH**  
Assistant Coach




**CHARLENE THOMAS-SWINSON**  
Assistant Coach



**TERA GIROUX**  
Assistant Medical Director



**BANDELE TALIB JR.**  
Head Athletic Trainer



**JEREMIAH WELCH**  
Performance Coach



**KRISTIN MOORE**  
Equipment Manager

### PRONUNCIATION GUIDE

- 1 Kierstan Bell
- 7 Alysha Clark
- 81 Alaina Coates
- 41 Kiah Stokes
- 22 A'ja Wilson

Natalie Nakase  
Tera Giroux  
Bandel Talib Jr.

### PRO-NUN-C-A-SHUN GUYD

KEER-stin  
uh-LEE-sha  
uh-LAY-nuh COATS  
KEE-uh  
A-zhuh (like the continent, Asia)

nuh-KAH-say  
TAIR-up guh-ROO  
ban-DELL tah-LEEB