



No. 1 Las Vegas Aces (34-6, 1-0) vs No. 8 Chicago Sky (18-22, 0-1)

September 17, 2023 | Michelob ULTRA Arena | Las Vegas, NV | 12 pm PT | ABC

WNBA PLAYOFFS: First Round Game 2

Aces Media Relations—John Maxwell, (951) 203-3208, jmaxwell@lasvegasaces.com

Caroline Williams (725) 289-8896, cwilliams@lasvegasaces.com

2023 Schedule/Results

Date	Opponent	Time/Result
May		
20	@ Seattle (ABC)	W 105-64
25	@ Los Angeles (CBS SN)	W 94-85
27	Los Angeles (NBA TV)	W 93-65
28	Minnesota (CBS Sports Network)	W 94-73
June		
2	@ Atlanta (ION)	W 92-87
4	@ Indiana (CBS Sports Network)	W 84-80
6	@ Connecticut	W 90-84
8	@ Connecticut (Amazon Prime)	L 77-94
11	Chicago (ESPN3)	W 93-80
15	Seattle (Amazon Prime)	W 96-63
18	Minnesota (NBA TV)	W 93-62
21	@ Phoenix (NBA TV)	W 99-79
24	Indiana (NBA TV)	W 101-88
26	Indiana (CBS Sports Network)	W 88-80
29	New York (Amazon Prime)	W 98-81
July		
1	Connecticut (ABC)	W 102-84
5	Dallas	W 89-82
7	@ Dallas (ION)	L 78-80
9	@ Minnesota	W 113-89
11	Phoenix (CBS Sports Network)	W 98-72
12	@ Los Angeles (CBS SN)	W 97-78
20	@ Seattle (Amazon Prime)	W 79-63
22	@ Minnesota (ESPN)	W 98-81
25	@ Chicago (ESPN)	W 107-95
30	Dallas (CBS Sports Network)	W 104-91
August		
1	Atlanta	W 98-81
6	@ New York (ABC)	L 61-99
8	@ Dallas (CBS Sports Network)	W 104-84
11	Washington (ION)	W 113-89
13	Atlanta (CBS Sports Network)	W 86-65
	Commissioner's Cup Championship	
15	New York (Amazon Prime)	L 79-63
17	New York (Amazon Prime)	W 88-75
19	Los Angeles (ABC)	L 72-78
22	@ Atlanta (CBS Sports Network)	W 112-100
24	@ Chicago (NBA TV)	W 94-87
26	@ Washington (NBA TV)	L 78-62
28	@ New York (ESPN2)	L 94-85
31	Washington (Amazon Prime)	W 84-75
September		
2	Seattle (NBA TV)	W 103-77
8	@ Phoenix (ION)	W 94-73
10	\$ Phoenix (ESPN2)	W 100-85
	First Round	
13	\$ Chicago (ESPN)	W 87-59
17	Chicago (ABC)	12 pm
20	@ *Chicago (ESPN)	TBD


*If necessary

\$ To be played at T-Mobile Arena

Commissioner's Cup Games in Blue

All times Pacific and subject to change

Hole Cards



Jackie Young	F	5th Year	6-0	Notre Dame '19				
	PPG	RPG	APG	SPG	BPG	FG%	3P%	FT%
2023 Playoffs	18.0	1.0	6.0	3.0	0.0	.357	.600	1.000
Career Playoffs	9.0	3.1	2.8	0.6	0.1	.375	.473	.925
2023 Reg Seas	17.6	4.0	3.8	1.3	0.1	.523	.449	.867
Career Reg	13.0	4.0	3.7	1.1	0.2	.475	.412	.848
2023 Ranks	11th	---	16th	*15th	---	6th	1st	*15th
Career Notes	2022 WNBA Champ • 2-time All-Star • 2022 Most Improved Player • 2022 1st Team • 2020 U.S. Olympic gold (3x3) • 2019 All-Rookie							




A'ja Wilson		C	6th Year		6-4	South Carolina '18		
	PPG	RPG	APG	SPG	BPG	FG%	3P%	FT%
2023 Playoffs	14.0	8.0	1.0	0.0	4.0	.500	----	.667
Career Playoffs	18.0	9.2	2.2	0.9	2.1	.490	.143	.806
2023 Reg Seas	22.8	9.5	1.6	1.4	2.2	.557	.310	.812
Career Reg	19.9	8.7	2.1	1.1	1.8	.491	.360	.808
2023 Ranks	3rd	2nd	---	*15th	1st	2nd	---	29th
Career Notes	2022 WNBA Champ • 2020, 2022 M'VP • 5-time All-Star • 3-time All-WNBA honoree • 2018 Rookie of Year • 2020 U.S. Olympic gold & 2-time WC gold (5x5)							



Kiah Stokes		C	9th Year	6-3	Connecticut '15			
	PPG	RPG	APG	SPG	BPG	FG%	3P%	FT%
2023 Playoffs	2.0	15.0	0.0	1.0	0.0	.000	.000	1.000
Career Playoffs	3.7	6.4	0.4	0.6	0.8	.458	.167	.800
2023	2.2	5.9	0.6	0.7	1.0	.434	.185	.500
Career	4.0	5.9	0.7	0.5	1.1	.507	.220	.677
2023 Ranks	---	18th	---	---	16th	---	---	---
Career Notes	2022 WNBA Champ • 2015 All-Defensive second team • 2015 All-Rookie Team							



Kelsey Plum		G	6th Year	5-8	Washington '17			
	PPG	RPG	APG	SPG	BPG	FG%	3P%	FT%
2023 Playoffs	16.0	1.0	2.0	0.0	0.0	.412	.286	---
Career Playoffs	17.2	3.5	4.6	0.7	0.0	.442	.347	.907
2023	18.7	2.4	4.5	1.1	0.0	.475	.389	.912
Career	13.7	2.5	4.0	0.9	0.1	.435	.397	.886
2023 Ranks	9th	---	10th	24th	---	22nd	17th	3rd
Career Notes	2022 WNBA Champ • 2022 All-WNBA 1st Team • 2022 All-Star MVP • 2-time All-Star • 2021 6th PoY • 2020 U.S. Olympic gold (3x3) • 2-time USA WC gold (5x5)							



Chelsea Gray		G	9th Year	5-11	Duke '14			
	PPG	RPG	APG	SPG	BPG	FG%	3P%	FT%
2023 Playoffs	20.0	4.0	7.0	2.0	2.0	.467	.000	1.000
Career Playoffs	14.9	3.1	5.5	1.2	0.3	.481	.412	.848
2023	15.3	4.0	7.3	1.4	0.6	.490	.421	.897
Career	12.4	3.1	5.0	1.1	0.2	.465	.386	.869
2023 Ranks	21st	---	3rd	*8th	23rd	14th	8th	5th
Career Notes	2016, 2022 WNBA Champ • 2022 Finals MVP • 5-time All-Star • 2017, 2019 All-W Teams (2nd, 1st) • 2020 U.S. Olympic gold (5x5), 2022 USA WC gold (5x5)							

The Turn

Name	POS	Year	HGT	Regular Season Stats	Playoff Stats
Kierstan Bell	G	2nd	6-1	3.7 ppg, 1.6 rpg	2.0 ppg, 3.0 rpg, 2.0 spg
Alysha Clark	F	10th	5-11	6.7 ppg, 3.4 rpg, .386 3P%	13.0 ppg, 4.0 rpg, .667 3P%
Alaina Coates	C	5th	6-4	0.9 ppg, 1.0 rpg	2.0 ppg, 2.0 rpg
Sydney Colson	G	9th	5-8	1.3 ppg, 0.4 rpg, 0.8 apg	0.0 ppg, 1.0 rpg, 1.0 apg
Cayla George	C	4th	6-4	2.3 ppg, 1.8 rpg	0.0 ppg, 0.0 rpg
Candace Parker	F	16th	6-4	9.0 ppg, 5.4 rpg, 3.7 apg	DNP



CONGRATULATIONS!

If you are reading this, it means that you have made the wise decision to cover a WNBA game featuring the defending WNBA Champion Las Vegas Aces. Odds are, you a member of one of the most prestigious media outlets in the nation, and a talented print, radio or television personality.

Regardless of how these Game Notes came into your possession, welcome to year 6 of the Las Vegas Aces—our first as the defending WNBA Champs.

These Game Notes are designed to simplify your coverage of the Aces, but in a society that now likes to communicate in ~~140 280-~~ characters or less, 30-second Tik Tok videos, even a modest-sized set of Game Notes like this one can be intimidating.

Over the rest of this page, we will walk you through the complexities of this document to further enhance your ability to cover the most entertaining team in the WNBA.

Before we begin, we want you to know that we've gone interactive with notes this year. Embedded links will take you to the [interweb page](#) that contains more information on each note or tidbit of information. Click through to your heart's content!

So let's get started. These notes are divided into 3 primary sections: Season Notes, Individual Player Profiles and Statistics.

Statistics

Let's take these items in reverse order. If all you need are our season statistics, just flip to the end of these notes. Both team's stats are always located on the second to last page.

There is also a separate statistical packet in a different document with more detailed information about both teams.

The back page is the Media Cheat Sheet roster, complete with head shots to help you quickly identify our players.

What about box scores? Some folks like to see the box score from the previous games in Game Notes, while some folks like to peruse all of that season's box scores. Some like to see the box scores from previous meetings between the two teams playing today.

Given all these possibilities, with the exception of 2023 games between the two teams playing today, we have decided not to include any box scores ~~because we are lazy~~ in an effort to rid the planet of unnecessary paper waste. All WNBA box scores (PDFs) are located online and can be [downloaded here](#).

Additional Notes

Notes you've seen plenty of times, are still important, but not enough to take up prime real estate in the front of the game notes.

Individual Player Profiles

Each player on the roster has at least one page of info in this doc.

Included in these are ...

- Notes from the 2023 season
- Notes from previous seasons
- Streaks that paint a statistical picture of the player's most recent efforts.
- Single-season and career highs.
- Career Stats
- Links to a more robust bio online

Additional information is available on each player's online biography, linked from various spots in the notes, including the front page, but these should give you what you need to cover the game.

Season Notes

This area is divided into 3 primary sections.

As the season progresses, the first notes will be super specific to this year's team and players, and should tell the story of the season, essentially answering the question, "Why do the Aces have the record they have?"

The second section contains interesting milestones or tidbits about this year's team or individuals.

The third section includes information from recent seasons that might (in theory) still have relevance to this year's team.

Today's Opponent

These pages let you know how the Aces have performed historically against today's opponent (pages 4-5)

Additional Information

Also included in these notes are an Aces' roster, and Pronunciation Guide (page 3).

Frequently Asked Question

"I have found several typos in this document." Would you like to know about them?"

Yes, we would, but you should know that there are many people in the world who are not happy unless they find fault in the work of others. In an effort to boost their self-confidence, we have intentionally sprinkled several typos in this document to assist them, so we may already be aware of the typos of which you speak.

Epilogue

If you have any additional questions, please don't hesitate to reach out to the following people:

Director of Media Relations John Maxwell
(951) 203-3208
jmaxwell@lasvegasaces.com

Assistant Director of Media Relations Caroline Williams
(725) 289-8896
cwilliams@lasvegasaces.com

Thanks again for your interest in covering the Las Vegas Aces.

Follow us @LVAcas





Alphabetical

NO	NAME	POS	HGT	WGT	DATE OF BIRTH	EXP	COLLEGE	HOMETOWN
1	Kierstan Bell	F	6-1	176	March 16, 2000	1	FGCU	Alliance, OH
7	Alysha Clark	F	5-11	167	July 7, 1987	10	Middle Tennessee	Denver, CO
51	Sydney Colson	G	5-8	140	August 6, 1989	8	Texas A&M	Houston, TX
81	Alaina Coates	C	6-4	205	April 7, 1995	5	South Carolina	Irmo, SC
13	Cayla George	C/F	6-4	192	May 1, 1989	3	Australia	Queensland, Australia
12	Chelsea Gray	G	5-11	170	October 8, 1992	8	Duke	Hayward, CA
3	Candace Parker	F/C	6-4	184	April 19, 1986	15	Tennessee	Naperville, IL
10	Kelsey Plum	G	5-8	145	August 24, 1994	5	Washington	San Diego, CA
41	Kiah Stokes	C	6-3	191	March 30, 1993	7	Connecticut	Cedar Rapids, IA
22	A'ja Wilson	C/F	6-4	195	August 8, 1996	5	South Carolina	Hopkins, SC
0	Jackie Young	G	6-0	165	September 16, 1997	4	Notre Dame	Princeton, IN

Numerical

NO	NAME	POS	HGT	WGT	DATE OF BIRTH	EXP	COLLEGE	HOMETOWN
0	Jackie Young	G	6-0	165	September 16, 1997	4	Notre Dame	Princeton, IN
1	Kierstan Bell	F	6-1	176	March 16, 2000	1	FGCU	Alliance, OH
3	Candace Parker	F/C	6-4	184	April 19, 1986	15	Tennessee	Naperville, IL
7	Alysha Clark	F	5-11	167	July 7, 1987	10	Middle Tennessee	Denver, CO
10	Kelsey Plum	G	5-8	145	August 24, 1994	5	Washington	San Diego, CA
12	Chelsea Gray	G	5-11	170	October 8, 1992	8	Duke	Hayward, CA
13	Cayla George	C/F	6-4	192	May 1, 1989	3	Australia	Queensland, Australia
22	A'ja Wilson	C/F	6-4	195	August 8, 1996	5	South Carolina	Hopkins, SC
41	Kiah Stokes	C	6-3	191	March 30, 1993	7	Connecticut	Cedar Rapids, IA
51	Sydney Colson	G	5-8	140	August 6, 1989	8	Texas A&M	Houston, TX
81	Alaina Coates	C	6-4	205	April 7, 1995	5	South Carolina	Irmo, SC

Head Coach	Becky Hammon (Colorado State '99)
First Assistant Coach	Natalie Nakase (UCLA '03)
Asst. Coach/Head of Player Development	Tyler Marsh (Birmingham-Southern College '11)
Assistant Coach	Charlene Thomas-Swinson (Auburn '87)
Medical Director	Laura Ramus
Assistant Medical Director	Tera Giroux
Head Athletic Trainer	Bandeale Talib Jr.
Performance Coach	Jeremiah Welch
Massage Therapist	Aaron Kaleonakolo

PRONUNCIATION GUIDE

1	Kierstan Bell	KEER-stin
7	Alysha Clark	uh-LEE-sha
81	Alaina Coates	uh-LAY-nuh COATS
41	Kiah Stokes	KEE-uh
22	A'ja Wilson	A-zhuh (like the continent, Asia)

Natalie Nakase	nuh-KAH-say
Tera Giroux	TAIR-uh guh-ROO
Bandeale Talib Jr.	ban-DELL tah-LEEB



ACES ALL-TIME RESULTS VS. SKY



Regular Season History

Overall 23-20
Home 12-9
Road 11-11
Overtime 0-3

Playoff History

Overall 2-0
Home 2-0
Road 0-0
Series 0-0

Overall History

Overall 24-20
Home 13-9
Road 10-11
Overtime 0-3

Streaks (incl playoffs)

Overall W 5
Home W 3
Road W 4

Date	H/A	Opponent	W/L	LV	CHI
June 17, 2006	@	Chicago	W 1	69	65
July 1, 2006		Chicago	W 2	69	57
June 9, 2007		Chicago	L 1	60	70
July 22, 2007	@	Chicago	L 2 (OT)	82	84
July 10, 2008	@	Chicago	W 1	75	67
July 24, 2008		Chicago	W 2	78	67
July 3, 2009		Chicago	W 3	85	72
July 19, 2009	@	Chicago	L 1	75	85
July 14, 2010	@	Chicago	L 2	61	88
July 24, 2010		Chicago	L 3	72	75
June 28, 2011	@	Chicago	W 1	84	74
Aug. 14, 2011		Chicago	L 1	73	85
May 30, 2012		Chicago	L 2	63	77
July 11, 2012	@	Chicago	W 1	77	68
June 7, 2013		Chicago	W 2	81	69
June 9, 2013	@	Chicago	L 1	70	72
July 29, 2014		Chicago	W 1	92	74
Aug. 17, 2014	@	Chicago	W 2	84	72
June 20, 2015		Chicago	L 1(OT)	87	95
July 19, 2015	@	Chicago	L 2	82	93
May 27, 2016		Chicago	W 1	79	78
June 21, 2016	@	Chicago	L 1	75	81
Sept. 4, 2016	@	Chicago	L 2	73	97

Date	H/A	Opponent	W/L	LV	CHI
June 10, 2017		Chicago	L 3 (OT)	81	85
June 30, 2017		Chicago	W 1	89	82
Aug. 10, 2017	@	Chicago	L 1	74	94
June 3, 2018	@	Chicago	L 2	90	95
July 5, 2018		Chicago	W 1	84	80
July 10, 2018	@	Chicago	W 2	98	74
July 2, 2019		Chicago	W 3	90	82
Aug. 9, 2019		Chicago	L 1	84	87
Aug. 18, 2019	@	Chicago	W 1	100	85
Sept. 15, 2019		Chicago	W 2	93	92
July 26, 2020		Chicago	L 1	86	88
Aug. 18, 2020	@	Chicago	L 2	82	84
Sept. 2, 2021		Chicago	W 1	90	83
Sept. 5, 2021	@	Chicago	L 1	84	92
Sept. 17, 2021	@	Chicago	W 1	103	70
May 28, 2022	@	Chicago	W 2	83	76
June 21, 2022		Chicago	L 1	95	104
July 26, 2022	@	Chicago	W \$	93	83
Aug. 11, 2022		Chicago	W 1	89	78
June 11, 2023		Chicago	W 2	93	80
July 25, 2023	@	Chicago	W 3	107	95
Aug. 24, 2023	@	Chicago	W 4	94	87
Sept. 13		Chicago	W 5	87	59
Sept. 17		Chicago			
Sept. 20	@	Chicago (if necessary)			

\$ Commissioner's Cup Championship Game. Not included in overall records or streaks.



Aces vs. Sky (3-0)

PLAYER	GP-GS	MIN	FGM-FGA	FG%	3PM-3PA	3P%	FTM-FTA	FT%	OFF	DEF	REB/AVG	AST	PF-DQ	STL	TO	BLK	PTS/AVG
Plum, K	3-3	101:53	22 - 47	46.8	7-23	30.4	15 - 15	100	1	5	6/2.0	14	8-0	3	7	0	66/22.0
Wilson, A	3-3	91:51	26 - 45	57.8	0-0	0.0	11 - 14	78.6	6	18	24/8.0	7	9-0	4	9	6	63/21.0
Gray, C	3-3	98:19	22 - 35	62.9	4-7	57.1	12 - 13	92.3	1	10	11/3.7	21	5-0	5	9	6	60/20.0
Young, J	3-3	102:05	17 - 36	47.2	5-12	41.7	14 - 14	100	3	13	16/5.3	9	5-0	1	1	0	53/17.7
Parker, C	1-1	23:15	5 - 6	83.3	0-1	0.0	0 - 0	0.0	1	5	6/6.0	7	2-0	5	1	0	10/10.0
Clark, A	3-0	63:28	8 - 18	44.4	2-9	22.2	1 - 2	50.0	1	7	8/2.7	4	6-0	3	1	0	19/6.3
Stokes, K	3-2	68:52	6 - 8	75.0	0-2	0.0	0 - 0	0.0	7	19	26/8.7	4	6-0	1	1	1	12/4.0
Bell, K	3-0	32:56	3 - 11	27.3	2-5	40.0	0 - 0	0.0	0	2	2/0.7	0	3-0	1	1	0	8/2.7
George, C	2-0	12:28	1 - 6	16.7	1-3	33.3	0 - 0	0.0	2	1	3/1.5	0	1-0	0	2	1	3/1.5
Colson, S	1-0	04:53	0 - 0	0.0	0-0	0.0	0 - 0	0.0	0	0	0/0.0	0	1-0	0	0	0	
ACES	3	600	110 - 212	51.9	21-62	33.9	53 - 58	91.4	22	80	117/39	66	46-0	23	35	14	294/98.0
SKY	3	600	98 - 217	45.2	29-72	40.3	37 - 44	84.1	29	65	116/38.7	65	50-0	14	42	5	262/87.3

Sky vs. Aces (0-3)

PLAYER	GP-GS	MIN	FGM-FGA	FG%	3PM-3PA	3P%	FTM-FTA	FT%	OFF	DEF	REB/AVG	AST	PF-DQ	STL	TO	BLK	PTS/AVG
Copper, K	3-3	99:34	24 - 44	54.5	6-14	42.9	14 - 16	87.5	3	15	18/6.0	10	7-0	1	10	0	68/22.7
Mabrey, M	3-3	94:00	18 - 36	50.0	9-15	60.0	8 - 10	80.0	4	9	13/4.3	11	9-0	1	7	1	53/17.7
Williams, E	3-3	91:11	16 - 31	51.6	0-0	0.0	5 - 6	83.3	8	10	18/6.0	3	7-0	2	2	1	37/12.3
Williams, C	3-3	89:13	11 - 28	39.3	5-9	55.6	0 - 0	0.0	2	6	8/2.7	22	6-0	3	11	1	27/9.0
Evans, D	3-0	63:09	11 - 28	39.3	2-9	22.2	3 - 4	75.0	1	2	3/1.0	12	3-0	1	5	0	27/9.0
Smith, A	3-3	80:32	9 - 25	36.0	4-14	28.6	0 - 0	0.0	7	15	22/7.3	7	10-0	4	4	2	22/7.3
Hebard, R	1-0	09:56	2 - 5	40.0	0-0	0.0	2 - 2	100	2	2	4/4.0	0	1-0	1	0	0	6/6.0
Parks, R	3-0	42:47	6 - 12	50.0	3-7	42.9	2 - 2	100	1	6	7/2.3	0	3-0	1	1	0	17/5.7
Koné, S	1-0	08:44	1 - 3	33.3	0-1	0.0	1 - 2	50.0	1	0	1/1.0	0	1-0	0	0	0	3/3.0
Soule, T	1-0	13:11	0 - 3	0.0	0-1	0.0	2 - 2	100	0	0	0/0.0	0	0-0	0	0	0	2/2.0
Bertsch, M	1-0	07:44	0 - 2	0.0	0-2	0.0	0 - 0	0.0	0	0	0/0.0	0	3-0	0	1	0	0/0.0
SKY	3	600	98 - 217	45.2	29-72	40.3	37 - 44	84.1	29	65	116/38.7	65	50-0	14	42	5	262/87.3
ACES	3	600	110 - 212	51.9	21-62	33.9	53 - 58	91.4	22	80	117/39	66	46-0	23	35	14	294/98.0

LAS VEGAS CAREER REGULAR SEASON STATS VS CHICAGO

PLAYER	GP-GS	MIN	FGM-FGA	FG%	3PM-3PA	3P%	FTM-FTA	FT%	OFF	DEF	REB/AVG	AST	PF-DQ	STL	TO	BLK	PTS/AVG	HI
A'ja Wilson	16-15	476	110-249	44.2	2-10	20.0	76-100	76.0	27	105	132/8.3	32	29-0	16	24	37	298/18.6	25
Candace Parker	27-26	834	179-351	51.0	18-60	30.0	82-106	77.4	33	173	206/7.6	115	60-1	41	59	39	458/17.0	31
Kelsey Plum	18-13	485	95-199	47.7	36-83	43.4	44-47	93.6	6	30	36/2	66	36-0	17	41	0	270/15.0	27
Chelsea Gray	28-20	788	126-279	45.2	28-74	37.8	69-78	88.5	18	80	98/3.5	151	37-0	24	58	14	349/12.5	26
Jackie Young	14-12	401	63-151	41.7	11-27	40.7	37-41	90.2	19	38	57/4.1	47	24-0	7	14	3	174/12.4	24
Alysha Clark	25-19	578	75-139	54.0	29-66	43.9	20-28	71.4	23	53	76/3	39	51-0	18	21	5	199/8.0	18
Kiah Stokes	25-8	541	61-103	59.2	3-13	23.1	16-20	80.0	60	116	176/7	32	54-0	9	29	23	141/5.6	14
Cayla George	9-0	92	12-35	34.3	4-15	26.7	2-4	50.0	3	25	28/3.1	6	10-0	3	4	3	30/3.3	14
Sydney Colson	18-0	190	18-43	41.9	2-7	28.6	17-19	89.5	3	8	11/0.6	27	18-0	11	16	3	55/3.1	9
Alaina Coates	7-0	61	6-12	50.0	0-0	---	5-9	55.6	9	11	20/2.9	1	7-0	2	3	5	17/2.4	6
Kierstan Bell	4-0	33	3-11	27.3	2-5	40.0	0-0	---	0	2	2/0.5	0	3-0	1	1	0	8/2.0	5

LAS VEGAS - CHICAGO NOTES

- This is the third postseason meeting between the Las Vegas Aces and the Chicago Sky. In addition to the Sept. 13 game in which Las Vegas defeated Chicago 87-59 in Game 1, the teams previously met in the first round of the 2019 Playoffs. In a game with 20 lead changes and 8 knotted scores, Chicago held a 92-90 edge when Dearica Hamby stole the ball with 7.2 seconds remaining and drained a 25' 3-pointer, known now simply as "The Heave." Chicago was unable to score in the waning seconds and the Aces advanced to the semifinals.
- Four Aces remain from that 2019 playoff game: Sydney Colson, Kelsey Plum, A'ja Wilson and Jackie Young; only 1 remains from Chicago's team: Kahleah Copper.
- The Aces defeated the Sky in all 3 outings this season, extending their winning streak over Chicago to 4-straight. A'ja Wilson scored 21 points to lead the Aces to a 93-80 win on June 11 in Las Vegas; The Aces earned a 107-95 win in Chicago on July 25 behind Kelsey Plum's 27 points; and Jackie Young led with 24 points in the final meeting, a 94-87 victory in Chicago on Aug. 24.
- This series features the 2 most recent WNBA champions, with the defending champion Aces having won in 2022 and Chicago earning the title in 2021.
- The Aces had their top free throw shooting night of 2023 against the Sky, connecting on a perfect 18 of 18 on Aug. 24; it also was one of 3 times this season an Aces opponent did not block a single shot, and the only game in 2023 in which Chicago did not register a blocked shot.
- The 107 points scored by the Aces on July 25 marked the most any team scored against the Sky this season, and that game also featured the fewest opponent turnovers (4) in a Sky game this year.
- The Aces had the best shooting percentage of any Sky opponent, making 58.5% (38-65 FGs) from the field on June 11, which also lists as the 4th-best single-game shooting percentage in the league this season.



2023 PLAYOFF SCHEDULE – FIRST ROUND (Best of 3)

Wednesday, Sept. 13

Connecticut Sun 90, Minnesota Lynx 60
Las Vegas Aces 87, Chicago Sky 59

Friday, Sept. 15

New York 90, Washington 75
Dallas 94, Atlanta 72

Sunday, Sept. 17

No. 6 Minnesota @ No. 3 Connecticut Sun 10 am ESPN
No. 8 Chicago @ No. 1 Las Vegas 12 pm ABC

Tuesday, Sept. 19

No. 7 Washington @ No. 2 New York 4 pm ESPN
No. 5 Atlanta @ No. 4 Dallas 6 pm ESPN

Wednesday, Sept. 20

*No. 3 Connecticut Sun @ No. 6 Minnesota TBD ESPN
*No. 1 Las Vegas @ No. 8 Chicago TBD ESPN

Friday, Sept. 22

*No. 2 New York @ No. 7 Washington TBD ESPN2
*No. 4 Dallas @ No. 5 Atlanta TBD ESPN2

2023 PLAYOFF SCHEDULE – SEMIFINALS (Best of 5)

Sunday, Sept. 24

TBD 10 am ESPN
TBD 2 pm ESPN2

Tuesday, Sept. 26

TBD 5 pm ESPN2
TBD 7 pm ESPN2

Friday, Sept. 29

TBD 5 pm ESPN2
TBD 7 pm ESPN2

Sunday, Oct. 1

*TBD 12 pm ABC
*TBD 6 pm ESPN

Tuesday, Oct. 3

*TBD 5 pm ESPNU
*TBD 7 pm ESPNU

2023 PLAYOFF SCHEDULE – FINALS (Best of 5)

Sunday, Oct. 8

TBD 12 pm ABC

Wednesday, Oct. 11

TBD 5 pm ESPN

Sunday, Oct. 15

TBD 12 pm ABC

Wednesday, Oct. 18

*TBD 5 pm ESPN

Friday, Oct. 20

*TBD 5 pm ESPN

**If necessary*

2023 WNBA FINAL STANDINGS


Team	W	L	GB	Pct
1. \$Las Vegas	34	6	—	.850
2. \$New York	32	8	2	.800
3. \$Connecticut	27	13	7	.675
4. \$Dallas	22	18	12	.550
5. \$Atlanta	19	21	15	.475
6. \$Minnesota	19	21	15	.475
7. \$Washington	19	21	15	.475
8. \$Chicago	18	22	16	.450
9. #Los Angeles	17	23	17	.425
10. #Indiana	13	27	21	.325
11. #Seattle	11	29	23	.275
12. #Phoenix	9	31	25	.225

\$ Advanced to playoffs.

Eliminated from playoffs

2023 ACES RECORDS

	Season	Home	Road	Streak
Overall	34-6	19-1	14-5	W 4
East	16-4	10-0	5-4	W 1
West	18-2	9-1	9-1	W 3
Commissioner's Cup	9-1	5-0	4-1	W 2
Overtime	0-0	0-0	0-0	---
Streak	W 4	W 3	W 1	---





GAME NOTES (STATS & RANKINGS THROUGH 9/14)

FEELING RANK (2023 REGULAR SEASON FINAL RANKINGS, TOP 30)

	PPG	RPG	APG	SPG	BPG	MPG	FG%	3P%	FT%
Alysha Clark	---	---	---	---	---	---	---	17th	---
Chelsea Gray	21st	---	3rd	9th	24th	15th	14th	7th	5th
Kelsey Plum	8th	---	10th	22nd	---	13th	20th	16th	3rd
Kiah Stokes	---	21st	---	---	16th	---	---	---	---
A'ja Wilson	3rd	2nd	---	10th	1st	23rd	3rd	---	30th
Jackie Young	11th	---	15th	14th	---	18th	7th	2nd	16th

FEELING RANK (2023 PLAYOFF VERSION, TOP 25)

	PPG	RPG	APG	SPG	BPG	MPG	FG%	3P%	FT%
Alysha Clark	23rd	---	*24th	*18th	---	---	3rd	*5th	---
Chelsea Gray	7th	---	*3rd	*11th	*5th	*21st	*14th	---	*1st
Kelsey Plum	13th	*1st	*24th	---	---	*17th	*23rd	25th	---
Kiah Stokes	---	---	---	*18th	---	---	---	---	*1st
A'ja Wilson	*19th	*8th	---	---	1st	---	*11th	---	*21st
Jackie Young	10th	---	*5th	*5th	---	---	---	*7th	*1st

DOUBLING UP WHEN IT COUNTS

Nine players, including 4 currently in the title hunt, in the history of the league have posted double-doubles in 12 or more playoff games. A'ja Wilson lists at No. 9 with 12 in her 28 playoff contests.

Player	Playoff Dub-Dubs	Playoff Games	% of Games
1. Candace Parker	27	66	.409
Tamika Catchings	27	68	.397
3. Sylvia Fowles	22	41	.537
4. Lisa Leslie	18	52	.346
5. Alyssa Thomas	17	34	.500
6. DeWanna Bonner	15	74	.203
Rebekkah Brunson	14	81	.173
8. Cheryl Ford	13	38	.342
9. A'ja Wilson	12	29	.414

LOOK AT ALL THE PEOPLE HERE TONIGHT

The Las Vegas Aces welcomed a franchise-high 17,406 fans to their final regular season game against the Mercury on Sept. 10, eclipsing the previous record for a regular season game of 15,657, set on Aug. 4, 1998, when the Utah Starzz played host to the Houston Comets. The Aces also have 7 sellouts this season.

Three nights later, the Aces rewrote their playoff attendance record since arriving in Las Vegas with 12,927 fans at T-Mobile Arena for Game 1 against the Sky. The previous Las Vegas playoff high was 10,211 one year earlier on Sept. 13, 2022. The franchise high for a playoff game is 16,012, set Oct. 3, 2008, when the San Antonio Stars hosted the Detroit Shock in the Finals.

The Aces ranked 1st in the W in attendance this year. Factoring in playoff games, 7 of the top 10 attendance counts since moving to Vegas have come in 2023 and 12 of the top 20.

Date	Opponent	Attendance
1. Sept. 10, 2023	Phoenix	17,406
2. Sept. 13, 2023	Chicago*	12,927
3. Aug. 19, 2023	Los Angeles	10,348
4. July 11, 2023	Phoenix	10,281
5. July 30, 2023	Dallas	10,213
6. Sept. 13, 2022	Connecticut*	10,211

* Playoff Game

PLAYOFF TIDBITS

Kierstan Bell—Is 4-1 in playoff games and 1-0 over Chicago.

Alaina Coates—Is 1-1 in the playoffs and 1-0 over Chicago.

Alysha Clark—Is 14-9 in the playoffs and 1-0 over Chicago ... Scored 13 points in the First Round Game 1, which ranks tied as her third-best scoring output in playoff games ... Approaching 200 career playoff points (192).

Sydney Colson—Is 7-5 in playoff games and 1-0 over Chicago.

Cayla George—Is 3-4 in playoff games and 1-0 over Chicago.

Chelsea Gray—Is 24-16 in playoff games, including a 4-1 record over Chicago...Approaching 600 career playoff points (595).

Candace Parker—Is 35-31 in the playoffs.

Kelsey Plum—Is 13-8 in playoff games, including 2-0 over Chicago ... Scored in double figures in 18 of 21 playoff games, hit 20 or more points 8 times ... Posted one playoff double-double with 19 points and 10 assists at Washington on Sept. 19, 2019...Approaching 100 career playoff assists (96).

Kiah Stokes—Is 14-10 in the playoffs and 1-0 over Chicago ... Grabbed a career playoff high 15 rebounds in Game 1 of the First Round, which ranks as the 2nd-highest playoff rebound performance since the franchise moved to Las Vegas and 3rd best in franchise history...Her 14 defensive rebounds set a new franchise playoff record, passing Margo Dydek's 13 over Houston on Aug. 16, 2002.

A'ja Wilson—Is 16-13 in playoff games, including 2-0 over Chicago...Has scored in double figures 24 of 29 playoff games, including 20 or more points 12 times and twice with 30 or more.

Jackie Young—Is 16-13 in playoff games, including 2-0 over Chicago ... Has scored in double figures 13 times, including 6 with 15+ points and 1 with 20+.

Las Vegas Aces—Since moving to Las Vegas, the team is 16-13 in the playoffs and has won 7 games by 10 or more points and one playoff contest by 30 or more...The No. 1 seed in 2023, the Aces have advanced to the playoffs each year since arriving in Vegas, winning it all in 2022 and advancing as far as the 2020 Finals and the 2019 and 2021 Semifinals ... The 16 playoff wins from 2019-present ranks for 2nd in the W for playoff victories over that span (Connecticut, 17).



CRANKED UP TO 11

A'ja Wilson has at least 1 block in each of her last 11 playoff games, the longest active streak in the league.

Player	Gms	Date Streak Started
1. A'ja Wilson	11	Aug. 17, 2022
2. Elena Delle Donne	5	Oct. 6, 2019
3. Brittney Griner	3	Oct. 13, 2021
Stefanie Dolson	3	Aug. 17, 2022
Cheyenne Parker	3	Sept. 11, 2019
Teaira McCowan	3	Aug. 18, 2022
Marina Mabrey	3	Aug. 21, 2022

NEVER GONNA GIVE IT UP

Aces players gave the ball away just 7 times to Chicago on Sept. 13, tying the 2nd-lowest amount of turnovers in franchise playoff history (6 vs Phoenix, Sept. 30, 2021).

PEAK PLAYOFF PERFORMER

Since entering the league in 2018, A'ja Wilson has scored more points (521) and swatted more shots (61) in playoff games than anyone else in the league. She ranks second for double-doubles (12) and third for rebounds (268).

Player	Points (2018-2023)
1. A'ja Wilson	521
2. DeWanna Bonner	514
3. Breanna Stewart	513
4. Alyssa Thomas	481
5. Jonquel Jones	400

Player	Blocks (2018-2023)
1. A'ja Wilson	61
2. Candace Parker	41
3. LaToya Sanders	36
4. Brittney Griner	35
5. Jonquel Jones	34

Player	Double-Doubles (2018-2023)
1. Alyssa Thomas	16
2. A'ja Wilson	12
3. Candace Parker	11
4. DeWanna Bonner	11
5. Jonquel Jones	9

Player	Rebounds (2018-2023)
1. Alyssa Thomas	275
2. DeWanna Bonner	269
3. A'ja Wilson	268
4. Jonquel Jones	230
5. Candace Parker	222

PAINTING THE TOWN RED

In their 21 games (19-2) ahead of the All-Star Game the Aces were scoring a league-high 40.7 points in the paint. After the midseason break, the Aces posted a 15-4 record and dropped to 35.9 points per game in the paint (6th best in the W). The Aces returned to their early-season form in the first game of the playoffs, scoring 44 points in the paint against Chicago on Sept. 13.

QUAD LIFT

A'ja Wilson (22.8), Kelsey Plum (18.7), Jackie Young (17.6) and Chelsea Gray (15.3) finished the year as the first four teammates to average 15 or more points per game in the same season.

POINT GAWD OR SHOOTING GAWD?

In the 65 games she's played since the 2022 All-Star Break, including the 2022 postseason, the 2022 WNBA Finals MVP is averaging 16.4 points and 7.0 assists, while connecting on 52.3% from the field, 44.0% from 3-point range, and 89.9% from the free throw line.

For context, in the 21 games played prior to the 2022 midseason snub, Gray averaged 12.4 points, 6.0 assists and shot 45.5% from the field, 29.1% from 3-point and 91.3% from the line.

Only 4 players in WNBA history have averaged more than 16.0 points and 6.0 assists over a full season. None came as close to shooting as well as Gray has over the 64 games since the 2022 All-Star Break.

	YEAR	PPG	APG	FG%	3G%	FT%
Chelsea Gray	2022 pre-AS	12.4	6.0	45.5	29.1	91.3
Chelsea Gray	Post 2022 AS	16.4	7.0	52.3	44.0	89.9
Diana Taurasi	2013	20.3	6.2	45.6	34.6	85.4
Candace Parker	2015	19.4	6.3	48.9	27.9	81.5
Diggins-Smith	2018	17.9	6.2	40.3	29.7	83.9
Sabrina Ionescu	2022	17.4	6.3	41.1	33.3	93.1

FOUR OF A KIND

The Aces Big 4 of Chelsea Gray, Kelsey Plum, A'ja Wilson and Jackie Young finished the season with career-highs in various categories.

Gray, who dished out a franchise- and career-high 7.3 assists, also posted career-highs of 15.3 points and 4.0 rebounds per game.

Plum's shooting from the field overall (.475) and from 2-point range (.550) are her best shooting performances since joining the league in 2017.

Wilson posted career-highs of 22.8 ppg, 9.5 rpg, 2.2 bpg, 55.7 percent shooting from the field and 57.0 from 2-point range.

Young, who increased her scoring each year in the W, averaged a career-high 17.6 points a game on career-bests of 52.3 percent from the field overall, 57.6 percent from 2-point range, 44.9 percent from 3-point and 86.7 percent from the line.

SHOOTING OFF FIREWORKS

The Aces led the W in 2023 with 92.8 ppg, 4.8 bpg, 48.6% shooting from the field, 54.9% from 2-point, 84% from the line, a +12.6 scoring differential, a WNBA-record for offensive efficiency rating at 113.0, 97.7 defensive efficiency rating, 15.3 net rating and 1.85 assist-to-turnover ratio, and a league-fewest 11.8 turnovers a game.

They missed out on leading in all 4 shooting percentage categories after dropping to 37.2% from 3-point range, just behind NY's 37.4%.

7.26 SHADES OF GRAY

After recording the 2nd- and 3rd-best passing seasons in franchise history in 2021 and 2022, Chelsea Gray finished No. 1 this year.

Player	Year	APG
Chelsea Gray	2023	7.28
Danielle Robinson	2013	6.72
Chelsea Gray	2022	6.06
Chelsea Gray	2021	5.91
Becky Hammon	2011	5.82



ANSWERED THE CALL

The 2023 Aces, who won a WNBA-record 14 games by 20 or more points, broke several records this season.

Record	2023 Aces	Previous Record Holder
Wins by 10+ Points	26	22 (Houston, 2000)
Wins by 15+ Points	20	16 (Washington, 2019)
Wins by 20+ Points	14	13 (Washington, 2019)
Offensive Efficiency Rating	113.0	112.9 (Washington, 2019)
100-Point Games	11	10 (Phoenix, 2010)

ALWAYS ROOM FOR IMPROVEMENT

Jackie Young was named the WNBA's Most Improved Player a year ago, and made the case for winning the award for a second-straight season. The 5th-year guard set career-highs in all 3 shooting percentage categories and led the league in effective field goal percentage. She is second in the WNBA in offensive efficiency and behind only MVP candidates A'ja Wilson and Breanna Stewart in Win Shares.

	MP	FG%	3G%	EffFG%	FT%	PPG	WS	OER
2021	31.8	.507	.250	.515	.833	12.2	3.7	110.0
2022	33.2	.476	.431	.539	.859	15.9	5.4	121.4
2023	31.5	.523	.449	.617	.867	17.6	7.5	123.6
2023 Ranks	18th	7th	2nd	1st	16th	11th	3rd	2nd

2023 AWARD WINNERS

Western Conference Player of the Month

A'ja Wilson (6)	June	19.5 ppg	8.9 rpg	53.4 FG%
A'ja Wilson (7)	July	22.7 ppg	10.1 rpg	57.3 FG%
A'ja Wilson (8)	Aug.	24.8 ppg	9.8 rpg	53.4 FG%

Western Conference Player of the Week

A'ja Wilson (12)	W5	24.0 ppg	11.0 rpg	55.6 FG%
A'ja Wilson (13)	W8	29.0 ppg	14.5 rpg	71.9 FG%
Chelsea Gray (2)	W9	24.5 ppg	5.5 rpg	8.5 apg
A'ja Wilson (14)	W11	29.7 ppg	11.7 rpg	2.3 spg
A'ja Wilson (15)	W12	26.2 ppg	9.0 rpg	1.8 bpg
A'ja Wilson (16)	W14	33.0 ppg	8.5 rpg	3.0 bpg

Coach of the Month

Becky Hammon (2)	June	10-1 Record
------------------	------	-------------

Associated Press

Defensive Player of the Year: A'ja Wilson
Sixth Woman of the Year: Alysha Clark
All-League First Team: Chelsea Gray, A'ja Wilson
All-League Second Team: Jackie Young

UPPING THE ANTE

Las Vegas finished the season with the most wins in WNBA history.

Most Wins in WNBA History

Team	Year	W	L	Pct
Las Vegas	2023	34	6	.850
New York	2023	32	8	.800
Phoenix	2014	29	5	.853
Los Angeles	2000	28	4	.875
Los Angeles	2001	28	4	.875
Seattle	2010	28	6	.824
Minnesota	2016	28	6	.824

GOOD GAWD!

Prior to this season, no WNBA player had ever averaged at least 7.0 assists and 15.0 points per game in a season, but 2 players did so this year—the Aces' Chelsea Gray and Connecticut's Alyssa Thomas. The highest scoring average for a player who averaged at least 7.0 assists in a season prior to 2023 was Courtney Vandersloot's 13.6 ppg in the 2020 season when she averaged 10.0 apg.

	PPG	APG	MPG	FG%	3P%	EffFG%	WS	OER	DER
Thomas	15.5	7.9	36.1	.474	.000	.474	6.1	105.1	97.7
Gray	15.3	7.3	32.2	.490	.421	.560	7.0	112.5	96.2

TRIPLE A

A'ja Wilson established the franchise record for scoring average in a season as a rookie and now, after resetting the record in 2023, owns 4 of the top 5 scoring marks in franchise history. Additionally, she also became the only player in franchise history to average 20 or more points in a season on 3 occasions.

Player	Year	PPG
1. A'ja Wilson	2023	22.80
2. A'ja Wilson	2018	20.67
3. A'ja Wilson	2020	20.45
4. Kelsey Plum	2022	20.17
5. A'ja Wilson	2022	19.53

Only 9 other players in league history have 3 or more seasons with scoring averages of 20 or more points a game.

Player	20+ PPG Seasons	Yrs in the W
Diana Taurasi	7	19
Lauren Jackson	5	12
Angel McCoughtry	5	13
Brittney Griner	4	10
Breanna Stewart	4	7
Seimone Augustus	3	15
Cynthia Cooper	3	5
Elena Delle Donne	3	10
Cappie Pondexter	3	13
A'ja Wilson	3	6

GONE STREAKING (streaks include playoffs) ...

Kierstan Bell—Did not play against Washington on Aug. 31 ... Averaged 5.1 ppg and shot 36.6% from the field over a 15-game span before averaging 1.2 ppg and shooting 15.8% over the last 6 games of the season...Made 20 3-pointers in 2023 after making 3 during the entire 2022 campaign...Scored 2+ points in each of her last 4 games after scoring 0 in each of the previous 3.

Alysha Clark—In the 8 games from July 12-Aug. 8, connected on 66.7% from 3-point, then shot 28.3 from 3-point over the final 11 games of the season...Missed the game against Atlanta on Aug. 13 (back)...Scored a season-high 16 points vs Seattle on Sept. 2, but totaled 8 points in the final 2 games ... Scored in double figures 11 times, including 3 of the last 5...Closed the regular season shooting 3 of 10 from 3-point in her final 2 games and hit 2 of 3 in Game 1 of the First Round.

Sydney Colson—Shot 4 of 12 from 3 over the last 7 games after going 0 of 2 over previous 10 games...Has 5 steals in her last 5 games after picking off 4 over her previous 24 games.

Cayla George—Played just 3:28 in the first playoff game after averaging 10+ minutes a game in the final 6 of the season ... Prior to going 10 of 27 (.370) from 3-point over the past 11 games, was 1 for 25 from 3-point range over a 16-game span.

Chelsea Gray—Has 10 double-doubles in 2023, including 5 in the last 12 games of the regular season, and just missed out by 1 assist in 2 more over that span... Averaged 6.5 apg pre-All-Star and 8.1 apg in the 19 regular season games since... Scored 20 or more points 9 times in 2023, including in each of her last 2 games ... Dished out at least 2 assists in 154-straight regular season games, the longest active streak in the W; including postseason games, Gray has a streak of 88-straight games with at least 2 assists, which ranks 2nd among active players (Sabrina Ionescu, 91 games).

Candace Parker—Injured (left foot surgery) and has not played since the July 7 loss at Dallas ... The Aces were 16-2 with Parker and 18-4 to close out the season in her absence.

Kelsey Plum—Notched 2 points-assists double-doubles in last 14 games ... Has 16 games of 20 or more points over her last 30 games after reaching that mark just once in her first 10 games...Has been near-perfect from the line over the past 19 games, shooting 93.0% (66-71FTs) at the charity stripe...Scored 30+ points twice, including a 30-point game in the season finale ... Scored 15+ points

in each of her last 4 playoff games.

Kiah Stokes—Grabbed 11 rebounds against Seattle on Sept. 2, the first double-digit rebounding game after a 7-game drought and after grabbing 8 total in the final 2 games, hauled in a career playoff high 15 rebounds against Chicago on Sept. 13 ... averaged 5.4 rpg prior to All-Star and 6.4 rpg in the 19 regular season games played after the midseason break...Hit 2 of 2 from the line on Sept. 13 after going 0 1 over the previous 14 games.

A'ja Wilson—Since scoring 9 points on 2 of 14 shooting from the field in the Aug. 6 loss at New York, averaged 28.1 ppg and 9.7 rpg, while connecting on 59.3% from the field and 87.1% from the line in the 13 regular season games since ... Has at least 2 blocked shots in 28 of 41 games and averaged 3.0 bpg over last 9 contests ... Since the All-Star break, increased regular season production from pre-All-Star in scoring (19.7 to 26.2), rebounds (9.3 to 9.7) and free throw percentage (.770 to .856) ... Has played in 138 consecutive regular season games, which is the longest active streak in the W ... Scored at least 20 points in 29 of 41 games and 11 of her last 14 ... Has scored 30 or more points in 6 games, all since the All-Star break, and including 3 of her last 4 games... Has 22 double-doubles, which is tied for 3rd among all-time W single-season leaders, and 2nd among 2023 players.

Jackie Young—Has made at least 1 3-pointer in 32-straight regular season games, which is the longest active streak in the league, and 33-straight, including playoff games, which is also the longest active streak in the W when factoring in both playoff and regular season contests...Scored in double figures in 38 of 41 games ... Shot 79.7% from the line in her first 21 games and made 95.4% (62 of 65) over the last 19 games and has made 33-straight ...Dished out 4.4 apg over last 14 games after passing off for just 1 in each of the previous 2 ... scored a season-low 3 points in the season finale on a season-low 20% shooting from the field.

Aces Offense—Scored 90+ points in 27 games this year, including a league-record 11 games of 100 or more points ...The Aces shot 80.9% from the line in the final 6 of the season before shooting 94.1% against Chicago on Sept. 13 ...After the Liberty blocked 7 Aces shots on Aug. 17, opponents averaged just 2.0 bpg over the last 10 games.

BLOCK PARTY

A'ja Wilson, who ranks No. 19 on the league's all-time career blocked shot list and 5th among active players, has blocked more shots than anyone else since entering the league in 2018.

Top 3 WNBA Shot Blockers Since 2018

Name	Blocks
1. A'ja Wilson	343
2. Brittney Griner	279
3. Elizabeth Williams	264

TOP OF THE PECKING OERDER

Up until this year, 7 teams in WNBA history have boasted both the best offense and defense in the same season as measured by Offensive (OER) and Defensive Efficiency Ratings (DER)—points scored and allowed per 100 possessions—and 6 of them have won the title (*). The Aces became the 8th to end the season ranking first for both OER and DER.

Team	Year	OER	DER
Houston *	1998	104.1	86.7
Houston *	1999	104.4	91.4
Houston *	2000	109.1	90.8
Phoenix *	2014	106.4	94.1
Minnesota	2016	107.4	96.6
Minnesota *	2017	108.5	94.4
Seattle *	2020	108.3	93.3
Las Vegas	2023	113.0	97.7



SILENT BUT DEADLY ASSASSIN

Jackie Young may be quiet off the court, but she is a deadly assassin on it. She connected on a league second-best 44.9 percent of her 3-pointers on the year, and now ranks No. 2 in league history for highest 3-point percentage when attempting at least 150 from distance. The record is 45.28 percent set by Maya Moore in 2023.

WNBA All-Time Single-Season 3-Point % (Minimum 150 Attempts)

Player	Year	Team	3PM	3PA	3P%
Maya Moore	2013	Lynx	72	159	45.28
Jackie Young	2023	Aces	89	198	44.95
Sabrina Ionescu	2023	New York	128	286	44.76
Sue Bird	2016	Storm	72	162	44.44
Allie Quigley	2019	Chicago	80	181	44.20

Over the past 2 seasons, Young ranks 1st and Kelsey Plum lists 2nd in 3-point field goal percentage among players with a minimum of 100 made 3-pointers.

Player	3PM	3PA	3P%
1. Jackie Young	139	314	44.27
2. Kelsey Plum	208	513	40.55
3. Kelsey Mitchell	174	432	40.28
4. Marine Johannés	111	278	39.93

THAT'S OFFENSIVE

The Aces have had one of the best offenses in the W since making the move to Vegas. In 2020 they ranked 2nd in the WNBA in OER, and in each of the past 3 seasons they finished 1st.

Year	OER	Rank
2018	102.0	6th out of 12
2019	99.1	5th out of 12
2020	107.3	2nd out of 12
2021	107.1	1st out of 12
2022	109.6	1st out of 12
2023	113.0	1st out of 12

BOOM! BOOM! OUT GO THE LIGHTS!

The Aces, who shot a league-high 48.6% from the field in 2023, produced 3 of the top 5 single-game field goal percentages in the W this year, including a season-high 59.7% against the Lynx on July 9.

ALL ABOUT THAT PACE

The Aces have played at one of the fastest paces in the league since moving to Las Vegas as measured by possessions per 40 minutes.

	2018	2019	2020	2021	2022	2023
Pos/40	82.4	82.3	82.6	82.5	82.2	82.15
Rank	1st	2nd	1st	1st	1st	2nd

TYING A LLEGEND

A'ja Wilson scored 35 points against Minnesota on July 22 and her 82.4% (14-17 FGs) shooting from the field tied the mark for highest single-game field goal percentage for a W player attempting at least 17 field goals (Lisa Leslie, Aug. 1, 2002, 14-17 FGs).

RAREFIED AIR

Only 5 players in the history of the league have each produced 60 or more games with 20+ points and 10+ rebounds. Of those 5, 2 are active and are on this year's Aces squad—Candace Parker (2nd) and A'ja Wilson (5th).

Player	20P/10R Dub-Dubs	Career Games	% of Games
1. Tina Charles	99	391	25.3
2. Candace Parker	84	410	20.4
3. Sylvia Fowles	82	408	20.1
4. Lisa Leslie	77	363	21.2
5. A'ja Wilson	60	189	31.7
6. Tamika Catchings	56	457	12.3

CENTURY 2023

The Aces scored 100 or more points in 7 games in 2021 and 2022, and upped that to a WNBA record-setting 11 times this year. The WNBA record for most times reaching the century mark in a season was originally set by the 2010 Phoenix Mercury.

Year	Team	100+ Pt Gms
1. 2023	Las Vegas	11
2. 2010	Phoenix	10
3. 2009	Phoenix	9

LAYING POINTS

Only 22 players in WNBA history scored 40 or more points in a single game (as of Sept. 10), with a total of 40, 40+ point games overall and 35 in the regular season. Kelsey Plum (at Minnesota, July 9) and A'ja Wilson (vs. Washington, Aug. 11) are 2 of them, having scored 40 points apiece in games this season. Wilson followed her 40-point game up with a 53-point outburst against Atlanta on Aug. 22.

Plum and Wilson became the first pair of teammates in league history to accomplish the feat in the same season. Only one franchise in W history has seen 3 different players score 40 or more, but not in the same season (Los Angeles: Kristi Toliver, 43, 2015; Lisa Leslie, 41, 2006; Candace Parker, 40, 2008).

IF A T(H)REE FALLS IN THE WOODS ...

Although the Aces have been one of the best 3-point shooting teams over the past 5 years, it wasn't always a big part of their arsenal. In 2022, the Aces began utilizing the 3-pointer to a much greater degree, more than doubling their average made and attempted 3s from 2018, and continued to look beyond the arc in 2023.

	2018	2019	2020	2021	2022	2023
3PFG%	34.6	36.7	36.6	37.5	36.1	37.2
Rank	7th	1st	4th	2nd	2nd	2nd
3PM/G	3.8	5.5	4.2	5.1	9.5	9.3
Rank	12th	12th	12th	11th	2nd	2nd
3PA/G	10.9	15.0	11.5	13.5	26.4	24.9
Rank	12th	12th	12th	12th	3rd	2nd



BLOCK PARTY

A'ja Wilson led the league in blocked shots nearly all season and finished in 1st with 2.2 per game.

Only 2 players in WNBA history have led the league in blocked shots 3 or more times (Margo Dydek, 8; Brittney Griner, 8). Wilson led the category in 2020, 2022, and thus became the 3rd to lead the league in blocks in 3 or more seasons.

ONE GOOD TURNOVER DESERVES ANOTHER

The Aces took care of the basketball better than almost anybody in the WNBA in each of the past 3 seasons, finishing 0.1 behind Dallas in 2020. They led in fewest turnovers in 2021 and 2022, and topped the league again this season.

Turnovers Per Game

	2020	2021	2022	2023
Las Vegas	12.5	11.8	11.7	11.8
Rank	2nd	1st	1st	1st

In looking at turnover percentage, which is the percentage of a team's possessions that end in a turnover, the Aces in 2021 and 2022 took better care of the ball in each possession better than any team in WNBA history, and led the W in turnover percentage again this year, finishing with the third-best turnover percentage in league history.

WNBA All-Time Turnover Percentage Leaders

Team	Year	TO%
1. Las Vegas	2021	14.1
2. Las Vegas	2022	14.1
3. Las Vegas	2023	14.3
4. Atlanta	2021	14.8

JUST WIN, BABY!

The Aces have won more regular season games than any other WNBA team since the start of the 2019 season.

Team	Wins
Las Vegas	123
Connecticut	111
Seattle	92

Las Vegas has also averaged the most points per game over that same time span ...

Team	PPG
Las Vegas	88.85
Chicago	84.28
Connecticut	82.09

... and has the highest field goal percentage ...

Team	FG%
Las Vegas	46.37
Chicago	45.79
Minnesota	44.89

... and the highest 3-point field goal percentage ...

Team	3FG%
Las Vegas	36.79
Seattle	36.14
Connecticut	35.10

STARTER KIT

The Aces starters set a WNBA record in 2022 by scoring more points than any starting five in league history. Las Vegas broke that mark again in 2023.

Team	Year	PPG
1. Las Vegas	2023	79.4
2. Las Vegas	2022	77.5
3. Phoenix	2007	75.1

LOW ON RESERVES

Las Vegas' bench averaged a league-record 35.0 points per game in 2020. Only 7 other teams in WNBA history have averaged more than 30 points per game from their reserves. Two years later, in the Aces' championship season, the bench averaged 12.9 points—12th in the league. This year, Las Vegas' reserves averaged 13.5 points per game (fewest in the league).

ALL SHE DOES IS WIN, WIN, WIN

When Jackie Young turned 25 last September 16, she had 87 regular season wins to her credit—one off the record for most wins prior to turning 25 held by Lynx legend Maya Moore (88).

Mwadi Mabika held the league mark for wins through her 26th birthday until Jackie Young, at 25 years, 329 days, passed Mabika on Aug. 11, and now owns the record outright with 121. Looking ahead to Young's 27th birthday next year, Moore currently owns the No. 1 slot for wins before turning 27 with 136, and Young is currently tied with A'ja Wilson for wins before turning 27.

Player Wins Before 26th Birthday

1. Jackie Young	121
2. Mwadi Mabika	112

Player Wins Before 27th Birthday

1. Maya Moore	136
2. Mwadi Mabika	135
3. Tanisha Wright	123
4. A'ja Wilson	121
Jackie Young	121

ALL SHE DOES IS WIN 2

While it's still early in her WNBA coaching career, not only did Becky Hammon lead the Aces to their first championship during her inaugural season at the helm, but she also boasts the highest winning percentage of any coach in WNBA history for those who have coached at least 75 games.

Highest Winning %, minimum 70 games coached

Coach	W	L	PCT
Becky Hammon	60	16	.790
Van Chancellor	211	111	.655
Carol Ross	58	32	.644
Cheryl Reeve	300	170	.638
Sonny Allen	46	30	.605



A'JA THE LOVE BUG

A'ja Wilson poured in a WNBA record-tying 53 points in the Aces 112-100 victory over Atlanta on Aug. 22. The 53-point outburst also set a new franchise scoring standard—just 11 days after tying the previous franchise-high of 40 points set initially by Kelsey Plum on July 9.

Top 3 WNBA Single-Game Scoring Leaders

Player	PTS	Date	Team	OPP
A'ja Wilson	53	8/22/23	Aces	Dream
Liz Cambage	53	7/17/18	Wings	Liberty
Riquna Williams	51	9/8/13	Shock	Silver Stars

Top 5 Franchise Single-Game Scoring Leaders

Player	PTS	Date	OPP
A'ja Wilson	53	8/22/23	Dream
A'ja Wilson	40	8/11/23	Mystics
Kelsey Plum	40	7/9/23	Lynx
Danielle Adams	39	9/15/13	Dream
A'ja Wilson	39	6/29/19	Fever

50+ MONEY LINE

In scoring 53 points (16-23 FGs, 1-1 3FGs, 20-21 FTs), A'ja Wilson:

- Scored 20 or more points for a league-best 24th time this season, and the 98th time in her career. She has since upped that mark to 103 and ranks 19th in WNBA history for most career 20+ point games, behind Brittney Griner in 18th place with 105.
- Scored 30 or more points for the 10th time in her career, tying her with Becky Hammon for most 30+ point games in franchise history. She since picked up 3 more 30-point games, putting her alone in first place on that franchise list.
- Scored at least 40 points in a game twice this season, making her the 7th player in WNBA history to score 40 or more points in a game twice in the same year.
- Made 20 free throws, marking the second-most free throws ever made in a WNBA game (22, Cynthia Cooper)
- Set the franchise single-season scoring record, passing Kelsey Plum's 726 points scored in 2022. Wilson closed the season with 912 points.

TRIPLE CROWN

Chelsea Gray made history with the first points-rebounds-assist game in franchise history when she recorded 22 points, a career-best 11 rebounds and 11 assists against New York on Aug. 17. It was the franchise's 2nd triple-double—Margo Dydek had 12 points, 11 rebounds and 10 blocked shots against the Orlando Miracle on June 7, 2001.

Gray's triple-double was the second of her career (13 points, 10 rebounds, 13 assists; July 7, 2019 vs. Washington). It also marked the 30th in league history and 10th in the W this season. As of Sept. 10, there were 33 in league history and 13 this season.

TESTING, TESTING, 1, 2 3?

In scoring a then-career-high 40 points (17-25 FGs, 0-1 3PTs, 6-7 FTs) against Washington on Aug. 11, A'ja Wilson not only tied the franchise record set by Kelsey Plum earlier this season, she also broke her own WNBA record for most points scored in a game without hitting a 3-pointer.

Also, Wilson's 17 made field goals are the second most in a game in WNBA history and the most in franchise history (18, Lauren Jackson, Seattle at Washington, July 24, 2007). Her 17 made 2-pointers tied Lauren Jackson's WNBA record for most made 2s in a game (Seattle vs. Los Angeles, Aug. 6, 2003).

ALL RIGHT NOW

A'ja Wilson has made a living at the free throw line, leading the league in attempts in each of her first 3 seasons in the league, while finishing 2nd in 2021 and 2023 and 3rd in 2022.

	2018	2019	2020	2021	2022	2023
FTA/G	7.5	5.5	6.8	6.2	5.2	7.2

Since the start of the 2018 season, Wilson has taken more than 300 more free throws than her nearest competitor.

Player FTAs Since 2018

A'ja Wilson	1210
Breanna Stewart	870
DeWanna Bonner	850

PERFECT 10s

Against the Mystics on Aug. 11, Chelsea Gray and Kelsey Plum became just the second set of teammates in WNBA history to hand out 10 or more assists in the same game, and the first to do so in regulation time. The first set of teammates was ... well dang ... Gray again, only this time with Odyssey Sims in 2017 in a double overtime game with the Los Angeles Sparks.

Player	Asts	Player	Asts	Team	Opp	Date
Chelsea Gray	10	Kelsey Plum	10	LV	WAS	Aug. 11, 2023
Chelsea Gray	10	Odyssey Sims	10	LA	CHI	Aug. 18, 2017 (2 OT)

TIPPING BACK 40s

In scoring 40 points against the Lynx on July 9, Kelsey Plum not only upped the franchise scoring standard, since eclipsed by A'ja Wilson, but after making 77.78% (14-18 FGs) of her attempts, she also set the bar for all-time WNBA single-game shooting percentage when scoring 40 or more points, bypassing the 77.27% shot by Liz Cambage when she set the WNBA single-game scoring mark of 53 points.

Top 5 WNBA All-Time Single-Game Field Goal Percentages, 40+ Points

Player	FGs	FG%	PTS	Date	OPP
Kelsey Plum	14-18	77.78	40	7/9/23	Lynx
Liz Cambage	17-22	77.27	53	7/17/18	Liberty
Breanna Stewart	15-21	71.43	45	5/21/23	Fever
Liz Cambage	14-20	70.00	43	8/17/18	Aces
Rhyne Howard	14-20	70.00	43	7/2/23	Sparks

APPROACHING RECORDS & MILESTONES

After several players, most notably A'ja Wilson, took the No. 1 spot or leapt further up the all-time regular season franchise records, it's time to turn our attention to playoff records and milestones fast approaching (or increasing, depending on the record).

Franchise All-Time Playoff Records

Games Played

1. Jackie Young	29
A'ja Wilson	29
3. Becky Hammon	26
Sophia Young-Malcolm	26

Points

1. A'ja Wilson	521
2. Becky Hammon	474

Assists

1. Becky Hammon	114
2. Chelsea Gray	109
3. Kelsey Plum	96
4. Jackie Young	82

Steals

1. Sophia Young-Malcolm	37
2. Becky Hammon	31
3. A'ja Wilson	26

Blocks

1. A'ja Wilson	61 (No. 2 has 32)
----------------	-------------------

Offensive Rebounds

1. Sophia Young-Malcolm	59
2. A'ja Wilson	51 (No. 3 has 28)

Defensive Rebounds

1. A'ja Wilson	217 (No. 2 has 110)
----------------	---------------------

Rebounds

1. A'ja Wilson	268 (No. 2 has 169)
----------------	---------------------

Blocks

1. A'ja Wilson	61 (No. 2 has 32)
----------------	-------------------

Field Goals Made

1. A'ja Wilson	193
2. Sophia Young-Malcolm	171
3. Becky Hammon	150
4. Kelsey Plum	126
5. Chelsea Gray	125
6. Jackie Young	87

Field Goal Percentage

1. Chelsea Gray	55.8
2. Liz Cambage	52.8
1. A'ja Wilson	49.0

Free Throws Made

1. A'ja Wilson	133 (Next player has 113)
----------------	---------------------------

Free Throw Percentage

1. Kayla McBride	97.3
2. Chelsea Gray	92.9
3. Jackie Young	92.5

Franchise Single-Season Records

Points

1. A'ja Wilson	2023	912
2. Kelsey Plum	2023	728
3. Kelsey Plum	2022	726
4. Jackie Young	2023	704

Rebounds

1. A'ja Wilson	2023	380
----------------	------	-----

Double-Doubles

1. A'ja Wilson	2023	22
2. Natalie Williams	2000	19

20+ Point Games

1. *A'ja Wilson	2023	29
2. A'ja Wilson	2022	20
3. Kelsey Plum	2022	19

Assists

1. Chelsea Gray	2023	291
2. Chelsea Gray	2022	212
3. Becky Hammon	2011	192

Defensive Rebounds

1. A'ja Wilson	2023	298
2. A'ja Wilson	2022	273
3. A'ja Wilson	2021	235

Field Goals Made

1. *A'ja Wilson	2023	335
2. A'ja Wilson	2022	260
3. Kelsey Plum	2023	249
Jackie Young	2023	249
5. A'ja Wilson	2018	245

2-Point Field Goals Made

1. *A'ja Wilson	2023	326
2. A'ja Wilson	2018	245
3. A'ja Wilson	2022	229

*League Record



Las Vegas Aces President Nikki Fargas announced on December 31, 2021 that the team hired San Antonio Spurs assistant, and 6-time WNBA All-Star Becky Hammon as the team's head coach. Hammon rewarded the Aces less than nine months later with the franchise's first WNBA Championship.

The seeds for Hammon's hiring were originally sewn when the Aces retired her jersey on September 13, 2021. That ceremony served as the culmination of the franchise's 25th anniversary alumni initiative, which saw the Aces embrace their Utah and San Antonio roots, and celebrate the players who helped build the franchise and the league from the ground up. Las Vegas owner Mark Davis spent time with Hammon and her family that week, and walked away understandably impressed.

Hammon played 16 seasons in the WNBA, including her final eight in San Antonio, where she led the franchise to its first finals appearance in 2008.

On August 5, 2014, Spurs head coach Gregg Popovich hired Hammon as a full-time assistant making her the first woman in NBA history to hold that position.

Since that time, Hammon has continued to accumulate coaching 'firsts' in the NBA. On July 3, 2015, she became the first woman to serve as head coach in the NBA's Summer League where she led the Spurs to the league title.

Less than a year later, Hammon became the first woman to be part of an All-Star coaching staff, and on December 30, 2020, following Popovich's ejection in San Antonio's game against Los Angeles, Hammon took over on the bench, becoming the first woman acting head coach in the history of the NBA.

A member of the league's 15th, 20th and 25th anniversary teams, Hammon went undrafted in 1999 following her All-American career at Colorado State. She signed with New York as a free agent that same year, helping the team to WNBA Finals appearances in three of her first four years in the Big Apple.

The Rapid City, South Dakota native earned her first All-Star nod in 2003, and represented New York on the Eastern Conference squad in 2005 and 2006 as well.



Following the 2006 season, New York traded Hammon to San Antonio. In her first year in silver and black, she posted what were then career highs in scoring (18.8 ppg), and assists (5.0) while earning another trip to the WNBA All-Star Game. As a team, the Silver Stars made their first appearance in the postseason since 2002, falling to Phoenix in the Western Conference Finals.

In 2008, Hammon led San Antonio to its first trip to the WNBA Finals where they fell to Detroit. The Silver Stars made the playoffs in each of her seven full seasons with the team, and Hammon once again was named to the All-Star team in 2009 and 2011.

She retired as the franchise leader in assists per game (5.1) and scoring average (15.6), and the WNBA leader in career free throw percentage (89.7).

Hammon, who was inducted into the Naismith Memorial Hall of Fame on Aug. 12, 2023, was inducted into the Colorado Sports Hall of Fame in 2015 and the San Antonio Sports Hall of Fame in 2018.

HEAD COACH BECKY HAMMON



Colorado State (1995-99)		WNBA (1999-2014)	
All-American	1997, 1998, 1999	New York Liberty	1999-2006
NCAA Sweet Sixteen	1999	San Antonio Stars	2007-14
NCAA Second Round	1996, 1998		
WAC Mountain Division Player of the Year	1997-98, 1998-99	All-Star	2003, 2005-07, 2009, 2011
WAC Pacific Division Player of the Year	1996-97	All-WNBA First Team	2007, 2009
WAC Tournament MVP	1996	All-WNBA Second Team	2005, 2008
WAC Freshman of the Year	1995-96	WNBA Assists Leader	2007
WAC All-Time Leading Scorer	2,740 points, 1995-99	WNBA 15th Anniversary Team	2011
WAC Single-Season Scoring Leader	824 points, 1998-99	WNBA 20th Anniversary Team	2016
WAC Single-Season Made 3-Pointers Leader	114, 1998-99	WNBA 25th Anniversary Team	2021
No. 25 Retired by Colorado State	January 22, 2005	WNBA Finals	1999, 2000, 2002, 2008
Coaching Career (2014-present)		No. 25 Retired by San Antonio	June 25, 2016
San Antonio Spurs Assistant (NBA)	2014-22	No. 25 Retired by Las Vegas	September 13, 2021
Las Vegas Aces (WNBA)	2022-present		
WNBA Champion		Halls of Fame	
Coach of the Year	2022	Naismith Memorial Basketball Hall of Fame	2023
Coach of the Month	June 2023, May 2022	San Antonio Sports Hall of Fame	2018
Commissioner's Cup Champion	2022	Colorado Sports Hall of Fame	2015

WNBA HEAD COACH RECORD

TEAM	YEAR	REG W-L	PCT	WNBA FIN	POST W-L	PCT	NOTES
Las Vegas Aces	2022	26-10	.722	1st	8-2	.800	WNBA Champion, Commissioner's Cup Champion
Las Vegas Aces	2023	34- 6	.850		1-0	1.000	Finished No. 1 in the regular season
Totals	2 Years	60-16	.789				

NBA ASSISTANT COACH RECORD

TEAM	YEAR	REG W-L	PCT	CON FIN	POST W-L	PCT	NOTES
San Antonio Spurs	2014-15	55-27	.671	6th	3-4	.429	Western Conference First Round
San Antonio Spurs	2015-16	67-15	.817	2nd	6-4	.600	Western Conference Semifinals
San Antonio Spurs	2016-17	61-21	.744	2nd	8-8	.500	Western Conference Finals
San Antonio Spurs	2017-18	47-35	.573	7th	1-4	.250	Western Conference First Round
San Antonio Spurs	2018-19	48-34	.585	7th	3-4	.429	Western Conference First Round
San Antonio Spurs	2019-20	32-39	.451	11th	-	.-	-
San Antonio Spurs	2020-21	33-39	.458	10th	-	.-	-
San Antonio Spurs	2021-22	34-48	.415	10th	-	.-	-
Totals	8 Years	377-258	.594		21-24	.467	

WNBA STATISTICS

Year	Tm	G	GS	MP	FG	FGA	FG%	3P	3PA	3P%	2P	2PA	2P%	eFG%	FT	FTA	FT%	OR	DR	REB	RPG	A	S	B	TO	PF	PTS	PPG
1999	NYL	30	0	202	27	64	.422	11	38	.289	16	26	.615	.508	15	17	.882	2	17	19	0.6	17	6	0	24	27	80	2.7
2000	NYL	32	16	835	119	252	.472	52	141	.369	67	111	.604	.575	61	69	.884	19	45	64	2.0	58	29	1	62	55	351	11.0
2001	NYL	32	0	619	90	197	.457	42	111	.378	48	86	.558	.563	40	51	.784	10	42	52	1.6	51	27	1	48	46	262	8.2
2002	NYL	32	1	659	87	197	.442	44	114	.386	43	83	.518	.553	38	56	.679	18	50	68	2.1	54	25	0	55	49	256	8.0
2003	NYL	11	2	257	50	87	.575	23	49	.469	27	38	.711	.707	39	41	.951	1	20	21	1.9	18	10	1	27	13	162	14.7
2004	NYL	34	34	1130	153	354	.432	57	170	.335	96	184	.522	.513	97	116	.836	17	101	118	3.5	150	58	2	118	73	460	13.5
2005	NYL	34	34	1165	145	336	.432	65	178	.365	80	158	.506	.528	118	131	.901	20	94	114	3.4	146	60	2	107	77	473	13.9
2006	NYL	22	20	674	107	252	.425	37	108	.343	70	144	.486	.498	72	75	.960	6	60	66	3.0	81	29	3	65	46	323	14.7
2007	SAS	28	27	934	179	402	.445	74	183	.404	105	219	.479	.537	95	102	.931	8	69	77	2.8	140	23	5	114	51	527	18.8
2008	SAS	33	33	1101	171	438	.390	77	220	.350	94	218	.431	.478	163	174	.937	13	78	91	2.8	161	43	7	104	60	582	17.6
2009	SAS	31	31	1049	200	447	.447	76	206	.369	124	241	.515	.532	128	142	.901	25	78	103	3.3	156	49	12	111	54	604	19.5
2010	SAS	32	32	1075	159	360	.442	69	177	.390	90	183	.492	.538	97	101	.960	16	77	93	2.9	172	36	8	108	61	484	15.1
2011	SAS	33	33	1050	176	400	.440	75	193	.389	101	207	.488	.534	99	111	.892	5	91	96	2.9	192	49	7	119	51	526	15.9
2012	SAS	33	33	998	160	363	.441	80	184	.435	80	179	.447	.551	85	97	.876	9	74	83	2.5	176	31	6	106	37	485	14.7
2013	SAS	1	1	12	1	3	.333	0	1	.000	1	2	.500	.333	0	0		0	1	1	1.0	1	0	0	3	0	2	2.0
2014	SAS	32	32	784	91	218	.417	47	118	.398	44	100	.440	.525	35	35	1.000	3	42	45	1.4	135	13	4	53	37	264	8.3
Career		450	329	12544	1915	4370	.438	829	2191	.378	1086	2179	.498	.533	1182	1318	.897	172	939	1111	2.5	1708	488	59	1224	737	5841	13.0



KIERSTAN BELL

#1

Guard 6-1 Florida Gulf Coast '22 2nd Year

WNBA Career Highlights

- 2022 WNBA Champion
- 2023 (Las Vegas)**
 - Scored a career-high 15 points on Aug. 1.
- 2022 (Las Vegas)**
 - Won WNBA Championship... In the playoffs, scored a career playoff-high 11 vs. Phoenix on Aug. 20.

Collegiate Career (Florida Gulf Coast/Ohio State)

- Named ASUN Player of the Year as a sophomore
- First player in program history to record a 20-20 game (24 pts, 20 rebs) in FGCU debut vs Davidson on Nov. 30, 2020.
- 2021, 2022 All-American honorable mention
- 2-time Becky Hammon Mid-Major Player of the Year

Go to Kierstan Bell's complete bio online

- Online bio includes items such as expanded WNBA statistics, more notes, college and international statistics, and more!

Record Without

Year	Games Missed	Record With	Record Without
2022	15	18-3	8-7
2023	4	31-5	3-1
Totals	19	49-8	11-8

Last 5 Games

GAME	W/L	MIN	PTS	FGM	FGA	FG%	3PM	3PA	3P%	FTM	FTA	FT%	ORB	DRB	REB	AT	TOV	ST	BK	PF	+/-
9/13 - LVA vs. CHI	W	17	2	1	4	25.0	0	2	0.0	0	0	0.0	1	2	3	1	2	1	0	0	10
9/10 - LVA vs. PHO	W	9	3	1	4	25.0	0	1	0.0	1	2	50.0	2	0	2	0	0	0	0	0	-9
9/08 - LVA @ PHO	W	9	2	1	4	25.0	0	3	0.0	0	0	0.0	1	3	4	2	0	0	2	3	-6
9/02 - LVA vs. SEA	W	12	2	1	3	33.3	0	2	0.0	0	0	0.0	0	2	2	1	0	0	0	0	14
8/28, - LVA @ NYL	L	6	0	0	1	0.0	0	1	0.0	0	0	0.0	0	1	1	0	0	0	0	2	-12

Regular Season Highs

	PTS	REBS	ASTS	STLS	BLKS	MIN	FG	FGA	3G	3GA	FT	FTA
2022	12	5	2	1	1	15:48	4	6	2	4	2	2
2023	15	5	2	2	2	19:24	5	9	3	6	2	2

WNBA Rankings

	PPG	RPG	APG	SPG	BPG	MPG	FG%	3G%	FT%
2022	---	---	---	---	---	---	---	---	---
2023	---	---	---	---	---	---	---	---	---

Milestones

Mark	Opponent	Date	Gm.
1st Pt	Phoenix	May 21, 2022	5

Upcoming Milestones

Mark	Category	Current
200	Points	159
100	Rebounds	75
100	Assists	25

	Reb	Asts	Double Doubles		Scoring	
Year	10+	10+	Pt-Reb	Year	10+	20+
2022	0	0	0	2022	1	0
2023	0	0	0	2023	3	0
Totals	0	0	0	Totals	4	0

2023 REGULAR SEASON HIGHS

PTS	15	Atlanta	Aug. 1
REBS	5	@ Connecticut	June 8
ASTS	2	2x, last @ Phoenix	Sept. 8
STLS	2	2x, last vs. New York	Aug. 17
BLKS	2	Los Angeles	May 27
MINS	19:24	@ Dallas	Aug. 8

CAREER REGULAR SEASON HIGHS

PTS	15	Atlanta	Aug. 1, 2023
REBS	5	2x, last @ Conn	June 8, 2023
ASTS	2	2x, last @ Dallas	Aug. 8, 2023
STLS	2	Minnesota	July 18, 2023
BLKS	2	Los Angeles	May 27, 2023
MINS	19:24	@ Dallas	Aug 8, 2023

CAREER PLAYOFF HIGHS

PTS	11	Phoenix	Aug. 20, 2020
REBS	4	Phoenix	Aug. 20, 2020
ASTS	1	2x, last vs Chicago	Sept. 13, 2023
STLS	2	Chicago	Sept. 13, 2023
BLKS	1	Chicago	Sept. 13, 2023
MINS	16:33	Chicago	Sept. 13, 2023

Career Regular Season Statistics

YEAR	TM	G	GS	MP	FG	FGA	FG%	3P	3PA	3P%	2P	2PA	2P%	eFG%	FT	FTA	FT%	OR	DR	REB	RPG	A	S	B	TO	PF	PTS	PPG
2022	LVA	21	1	121	10	33	.303	3	22	.136	7	11	.636	.348	4	4	1.000	4	15	19	0.9	7	2	3	5	10	27	1.3
2023	LVA	36	0	424	53	153	.346	20	82	.244	33	71	.465	.412	6	10	.600	14	42	56	1.6	18	15	5	14	47	132	3.7
Career		57	1	545	63	186	.339	23	104	.221	40	82	.488	.401	10	14	.714	18	57	75	1.3	25	17	8	19	57	159	2.8

Career Playoff Statistics

Year	Tm	G	GS	MP	FG	FGA	FG%	3P	3PA	3P%	2P	2PA	2P%	eFG%	FT	FTA	FT%	OR	DR	REB	RPG	A	S	B	TO	PF	PTS	PPG
2022	LVA	4	0	19	4	6	.667	3	5	.600	1	1	1.000	.917	0	1	.000	0	5	5	1.3	1	0	0	2	2	11	2.8
2023	LVA	1	0	17	1	4	.250	0	2	.000	1	2	.500	.250	0	0	-----	1	2	3	3.0	1	2	1	0	0	2	2.0
Career		5	0	36	5	10	.500	3	7	.429	2	3	.667	.650	0	1	.000	1	7	8	1.6	2	2	1	2	2	13	2.6



ALAINA COATES

#81

Center

6-4

South Carolina '17

5th Year

International (USA)

- 2015 Pan American Games silver medalist (5x5)

2023 (Las Vegas)

- Signed an emergency hardship contract with the Aces on Aug. 2 and was announced as signing a Rest of Season contract on Aug. 23.

2017 (Chicago)

- Drafted No. 2 by Chicago ... Missed the 2017 season following ankle surgery.

Collegiate Honors & Notes (South Carolina)

- 2017 NCAA Champion ... 4-time All-SEC ... 2014 SEC Co-Sixth Player of the Year ... 2014 SEC Freshman of the Year ... Averaged 12.0 ppg and 9.3 rpg during her four-year collegiate career.

Personal

- Daughter of the late Gary Coates and Pamela Coates ... Uncle Ben Coates played for the Baltimore Ravens

Last 5 Games

GAME	W/L	MIN	PTS	FGM	FGA	FG%	3PM	3PA	3P%	FTM	FTA	FT%	ORB	DRB	REB	AT	TOV	ST	BK	PF	+/-
9/13 - LVA vs. CHI	W	3	2	1	1	100	0	0	0.0	0	0	0.0	0	2	2	0	1	0	0	0	0
9/10 - LVA vs. PHO	W	1	0	0	0	0.0	0	0	0.0	0	0	0.0	0	0	0	0	0	0	0	0	-2
9/08 - LVA @ PHO	W	3	0	0	0	0.0	0	0	0.0	0	0	0.0	0	0	0	0	1	0	1	1	-9
9/02 - LVA vs. SEA	W	2	0	0	0	0.0	0	0	0.0	0	0	0.0	0	2	2	0	0	0	0	1	3
8/26 - LVA @ WAS	L	3	0	0	0	0.0	0	0	0.0	0	2	0.0	1	0	1	0	0	0	0	0	-4

Season Highs

	PTS	REBS	ASTS	STLS	BLKS	MIN	FG	FGA	3G	3GA	FT	FTA
2018	10	10	3	1	2	29:41	5	7	0	0	3	5
2019	10	10	1	1	3	21:06	4	6	0	0	3	4
2020	11	9	3	3	2	22:21	4	5	0	0	5	7
2022	6	5	1	1	2	14:45	2	2	0	0	4	4
2023	3	3	0	1	0	7:09	1	2	0	0	1	2

Milestones

Mark	Opponent	Date	Gm.
# 1st Pt	at Indiana	May 19, 2018	1

Upcoming Milestones

Mark	Category	Current
300	Points	258
300	Rebounds	243

2023 REGULAR SEASON HIGHS

PTS	3	@ Dallas	August 8
REBS	3	@ New York	August 6
ASTS	0		
STLS	1	3x, last at Phoenix	Sept. 8
BLKS	0		
MIN	7:09	@ New York	August 6

CAREER REGULAR SEASON HIGHS

PTS	11	Dallas	Aug. 21, 2020
REBS	10	3x, last vs. Las Vegas	Sept. 5, 2019
ASTS	3	2x, last vs. Phoenix	Aug. 10, 2020
STLS	3	New York	Sept. 12, 2020
BLKS	3	Chicago	Aug. 20, 2019
MIN	29:41	@ Indiana	Aug. 19, 2018

CAREER PLAYOFF HIGHS

PTS	2	Chicago	Sept. 13, 2023
REBS	2	Chicago	Sept. 13, 2023
ASTS	0		
STLS	1	Chicago	Sept. 13, 2023
BLKS	0		
MIN	3:31	Phoenix	Sept. 15, 2020

Career Regular Season Statistics

YEAR	TM	G	GS	MP	FG	FGA	FG%	3P	3PA	3P%	2P	2PA	2P%	eFG%	FT	FTA	FT%	OR	DR	REB	RPG	A	S	B	TO	PF	PTS	PPG
2018	CHI	32	0	364	42	74	.568	0	0	----	42	74	.568	.568	25	40	.625	39	63	102	3.2	13	6	7	17	58	109	3.4
2019	MIN	14	0	92	15	31	.484	0	0	----	15	31	.484	.484	5	8	.625	13	20	33	2.4	1	3	5	5	17	35	2.5
2019	ATL	9	0	75	9	14	.643	0	0	----	9	14	.643	.643	7	13	.538	8	19	27	3.0	1	2	6	4	20	25	2.8
2019	TOT	23	0	167	24	45	.533	0	0	----	24	45	.533	.533	12	21	.571	21	39	60	2.6	2	5	11	9	37	60	2.6
2020	WAS	20	0	197	18	34	.529	0	0	----	18	34	.529	.529	14	26	.538	20	35	55	2.8	9	7	4	12	33	50	2.5
2022	IND	8	0	75	7	11	.636	0	0	----	7	11	.636	.636	14	15	.933	6	10	16	2.0	2	2	3	5	18	28	3.5
2023	PHO	2	0	5	1	1	1.000	0	0	----	1	1	1.000	1.000	0	0	----	0	0	0	0.0	0	1	0	0	1	2	1.0
2023	LVA	10	0	30	4	5	.800	0	0	----	4	5	.800	.800	1	4	.250	2	8	10	1.0	0	2	0	7	9	9	0.9
2023	TOT	12	0	35	5	6	.833	0	0	----	5	6	.833	.833	1	4	.250	2	8	10	0.8	0	3	0	7	10	11	0.9
Career		95	0	838	96	170	.565	0	0	----	96	170	.565	.565	66	106	.623	88	155	243	2.6	26	23	25	50	156	258	2.7

Career Playoff Statistics

YEAR	TM	G	GS	MP	FG	FGA	FG%	3P	3PA	3P%	2P	2PA	2P%	eFG%	FT	FTA	FT%	OR	DR	REB	RPG	A	S	B	TO	PF	PTS	PPG
2020	WAS	1	0	4	0	1	.000	0	0	----	0	1	.000	.000	0	0	----	1	0	1	1.0	0	0	0	0	1	0	0.0
2023	LVA	1	0	3	1	1	1.000	0	0	----	1	1	1.000	1.000	0	0	----	0	2	2	2.0	0	1	0	0	0	2	2.0
Career		2	0	7	1	2	.500	0	0	----	1	2	.500	.500	0	0	----	1	2	3	1.5	0	1	0	0	1	2	1.0



ALYSHA CLARK

#7

Forward

5-11

Middle Tennessee '10

9th Year

WNBA Career Highlights

- 2018, 2020 WNBA Champion
- 2020 WNBA All-Defensive First Team
- 2019 WNBA All-Defensive Second Team

Collegiate Career

- Earned multiple All-America honors as a senior
- Two-time Sun Belt Player of the Year (2009, 2010)
- Two-time Sun Belt Tournament Most Outstanding Player (2009, 2010) ... Two-time leading scorer in the nation (2008-09, 2009-10)

2023 (Las Vegas)

- Named the AP Sixth Woman of the Year ... Opened the playoffs with 13 points against Chicago on Sept. 13 ... Scored a season-high 16 points on Sept. 2 vs. Seattle on 4 of 9 from the field, 4 of 6 from 3-point and 4 of 4 from the line, and has hit double figures for points 10 times.

2022 (Washington)

- Finished 1st in the WNBA in 2-point field goal percentage (.629)

2020 (Seattle)

- Led the WNBA in Offensive Efficiency Rating (132.6), which, heading into the 2023 season, was the 3rd highest in league history per Basketball Reference ... Led WNBA in 3-point field goal percentage with what was, at the time, the 5th highest percentage in league history.

Go to Alysha Clark's complete bio online

- Online bio includes items such as expanded WNBA statistics, more notes, college and international statistics, and more!

Record Without

Year	Games Missed	Record With	Record Without
2012	11	12-11	4- 7
2013	1	16-17	1- 0
2014	0	12-22	0- 0
2015	1	10-23	0- 1
2016	1	16-17	0- 1
2017	1	14-19	1- 0
2018	4	23- 7	3- 1
2019	3	17-14	1- 2
2020	0	18- 4	0- 0
2021	32	0- 0	12-20
2022	7	18-11	4- 3
2023	1	33- 6	1- 0
Totals	62	189-150	27-35

Last 5 Games

GAME	W/L	MIN	PTS	FGM	FGA	FG%	3PM	3PA	3P%	FTM	FTA	FT%	ORB	DRB	REB	AT	TOV	ST	BK	PF	+/-
9/13 - LVA vs. CHI	W	24	13	5	8	62.5	2	3	66.7	1	1	100	1	3	4	2	1	0	1	3	18
9/10 - LVA vs. PHO	W	23	5	2	7	28.6	1	6	16.7	0	0	0.0	1	3	4	1	1	0	1	2	0
9/08 - LVA @ PHO	W	18	3	1	3	33.3	1	3	33.3	0	0	0.0	0	3	3	1	0	1	1	3	16
9/02 - LVA vs. SEA	W	27	16	4	9	44.4	4	6	66.7	4	4	100	0	4	4	2	1	0	1	2	22
8/31 - LVA vs. WAS	W	28	11	3	9	33.3	2	5	40.0	3	4	75.0	0	7	7	1	0	0	0	1	14

Season Highs

	PTS	REBS	ASTS	STLS	BLKS	MIN	FG	FGA	3G	3GA	FT	FTA
2012	9	8	1	1	1	26:00	4	7	2	3	3	4
2013	11	6	2	2	1	25:00	4	9	3	5	3	5
2014	8	6	2	2	4	27:00	4	8	2	4	4	4
2015	14	9	3	3	1	32:47	5	9	3	5	4	5
2016	23	8	7	3	1	35:22	7	13	3	7	7	8
2017	22	10	5	2	1	36:19	9	13	3	5	4	4
2018	17	8	4	5	1	38:17	6	9	3	6	8	8
2019	21	10	6	3	4	35:59	7	14	4	7	5	6
2020	16	8	6	4	2	36:31	7	12	4	6	4	5
2022	20	9	5	4	1	40:50	8	11	4	7	4	4
2023	16	8	4	2	1	35:08	4	9	4	7	4	4

PLAYER PROFILES



WNBA Rankings

	PPG	RPG	APG	SPG	BPG	MPG	FG%	3G%	FT%
2012	---	---	---	---	---	---	---	---	---
2013	---	---	---	---	---	---	---	---	---
2014	---	---	---	---	---	---	---	---	---
2015	---	---	---	---	---	---	5th	---	---
2016	---	---	---	---	---	---	16th	9th	---
2017	---	---	---	---	---	---	7th	---	---
2018	---	---	---	---	---	---	---	---	---
2019	---	---	---	---	---	---	18th	1st	---
2020	---	---	---	13th	---	23rd	4th	1st	---
2022	---	---	---	---	---	---	---	---	---
2023	---	---	---	---	---	---	---	17th	---

Milestones

Mark	Opponent	Date	Gm. #
1st Pt	Tulsa	June 1, 2012	1
1,000th Pt	@ Dallas	July 1, 2017	171
2,000th Pt	@ Seattle	June 23, 2022	286
1,000th Reb	@ Connecticut	July 3, 2022	289

Upcoming Milestones

Mark	Category	Current
2,500	Points	2,384
1,500	Rebounds	1,192
500	Assists	493
300	Steals	254

	Reb	Asts	Double Doubles		Scoring		
Year	10+	10+	Pt/Reb	Pt/Ast	Year	10+	20+
2012	0	0	0	0	2012	0	0
2013	0	0	0	0	2013	2	0
2014	0	0	0	0	2014	0	0
2015	0	0	0	0	2015	9	0
2016	0	0	0	0	2016	14	2
2017	1	0	0	0	2017	12	2
2018	0	0	0	0	2018	9	0
2019	1	0	0	0	2019	16	1
2020	0	0	0	0	2020	13	0
2022	0	0	0	0	2022	9	1
2023	0	0	0	0	2023	10	0
Totals	2	0	0	0	Totals	94	6

2023 REGULAR SEASON HIGHS

PTS	16	Seattle	Sept. 2
REBS	8	@ Los Angeles	July 12
ASTS	4	@ Phoenix	June 21
STLS	2	6x, last @ Chicago	Aug. 24
BLKS	1	5x, last @ New York	Aug. 28
MINs	35:08	Dallas	July 5

CAREER REGULAR SEASON HIGHS

PTS	23	New York	June 5, 2016
REBS	10	2x, last vs LA	June 21, 2019
ASTS	7	@ Atlanta	Sept. 4, 2016
STLS	5	@ Los Angeles	June 7, 2018
BLKS	4	2x, last @ Chicago	June 9, 2019
MINs	41	@ Las Vegas	June 25, 2022

CAREER PLAYOFF HIGHS

PTS	21	Las Vegas	Oct. 4, 2020
REBS	13	Phoenix	Sept. 4, 2018
ASTS	6	Las Vegas	Oct. 4, 2020
STLS	4	Minnesota	Sept. 11, 2019
BLKS	2	Las Vegas	Oct. 2, 2020
MINs	39:26	Phoenix	Aug. 28, 2018

Career Regular Season Statistics

Year	Tm	G	GS	MP	FG	FGA	FG%	3P	3PA	3P%	2P	2PA	2P%	eFG%	FT	FTA	FT%	OR	DR	REB	RPG	A	S	B	TO	PF	PTS	PPG
2012	SEA	23	0	238	29	53	.547	9	20	.450	20	33	.606	.632	12	17	.706	13	34	47	2.0	7	5	1	19	27	79	3.4
2013	SEA	33	0	505	48	106	.453	16	41	.390	32	65	.492	.528	19	25	.760	32	50	82	2.5	12	14	5	35	50	131	4.0
2014	SEA	34	22	561	56	125	.448	14	57	.246	42	68	.618	.504	16	23	.696	26	47	73	2.1	20	16	10	24	64	142	4.2
2015	SEA	33	31	763	86	158	.544	24	68	.353	62	90	.689	.620	31	40	.775	13	108	121	3.7	39	23	6	36	79	227	6.9
2016	SEA	33	32	911	105	217	.484	36	93	.387	69	124	.556	.567	50	59	.847	40	81	121	3.7	64	24	2	44	87	296	9.0
2017	SEA	33	33	934	106	202	.525	22	67	.328	84	135	.622	.579	38	51	.745	33	105	138	4.2	54	24	4	33	80	272	8.2
2018	SEA	31	30	813	83	173	.480	29	74	.392	54	99	.545	.564	33	39	.846	31	77	108	3.5	58	31	4	36	70	228	7.4
2019	SEA	31	30	881	114	237	.481	51	106	.481	63	131	.481	.589	18	22	.818	37	108	145	4.7	79	33	17	48	60	297	9.6
2020	SEA	22	22	633	82	147	.558	35	67	.522	47	80	.588	.677	20	25	.800	19	74	93	4.2	59	33	11	19	38	219	10.0
2022	WAS	29	29	766	91	196	.464	30	99	.303	61	97	.629	.541	21	23	.913	23	108	131	4.5	59	27	8	38	55	233	8.0
2023	LVA	39	1	876	91	205	.444	51	132	.386	40	73	.548	.568	27	33	.818	21	112	133	3.4	42	24	6	28	85	260	6.7
Career		341	230	7881	891	1819	.490	317	824	.385	574	995	.577	.577	285	357	.798	288	904	1192	3.5	493	254	74	360	695	2384	7.0

Career Playoff Statistics

Year	Tm	G	GS	MP	FG	FGA	FG%	3P	3PA	3P%	2P	2PA	2P%	eFG%	FT	FTA	FT%	OR	DR	REB	RPG	A	S	B	TO	PF	PTS	PPG
2013	SEA	2	0	37	5	11	.455	2	6	.333	3	5	.600	.545	2	2	1.000	1	9	10	5.0	1	0	0	1	4	14	7.0
2016	SEA	1	1	28	3	9	.333	0	1	.000	3	8	.375	.333	2	2	1.000	1	1	2	2.0	3	0	0	1	3	8	8.0
2017	SEA	1	1	26	2	3	.667	0	0	---	2	3	.667	.667	2	2	1.000	2	3	5	5.0	0	1	1	1	3	6	6.0
2018	SEA	8	8	280	25	50	.500	11	24	.458	14	26	.538	.610	7	8	.875	16	31	47	5.9	20	4	2	5	20	68	8.5
2019	SEA	2	2	57	1	7	.143	1	5	.200	0	2	.000	.214	6	7	.857	0	7	7	3.5	2	4	1	5	5	9	4.5
2020	SEA	6	6	183	24	53	.453	8	23	.348	16	30	.533	.528	6	6	1.000	11	28	39	6.5	19	4	4	4	16	62	10.3
2022	WAS	2	2	51	4	7	.571	2	4	.500	2	3	.667	.714	2	3	.667	0	7	7	3.5	6	3	1	1	5	12	6.0
2023	LVA	1	0	24	5	8	.625	2	3	.667	3	5	.600	.750	1	1	1.000	1	3	4	4.0	2	1	0	1	3	13	13.0
Career		23	20	686	69	148	.466	26	66	.394	43	82	.524	.554	28	31	.903	32	89	121	5.3	53	17	9	19	59	192	8.3



SYDNEY COLSON

#51

Guard

5-11

Texas A&M '11

9th Year

WNBA Career Highlights

- 2022 WNBA Champion

2023 (Las Vegas)

- Posted the highest effective field goal percentage of her career (.556).

2022 (Las Vegas)

- Her 5 assists at Phoenix on May 6 were her most since she dished out 6 vs. Atlanta on Aug. 16, 2020

2019 (Las Vegas)

- Forced the pass in the 2nd round of the WNBA Playoffs which led to the 'Hamby Heave' and a trip to the WNBA Semifinals for the Aces

Collegiate Honors & Notes (Texas A&M)

- Finished her career ranked 5th all-time at A&M in assists and 4th in steals ... Posted 3-straight 100-assist seasons ... Led Aggies to the 2011 NCAA National Championship, and was named All-Big 12 honorable mention as a senior

Personal

- Majored in sociology at Texas A&M ... Would like to pursue a television career as a sports commentator after WNBA career ... Takes acting classes, and has spent time as a stand up comic ([watch her recent set from Brad Garrett's Comedy Club at MGM Grand](#))

Go to Sydney Colson's complete bio online

- Online bio includes items such as expanded WNBA statistics, more notes, college and international statistics, and more!

Record Without

Year	Games Missed	Record With	Record Without
2011	18	10- 6	9- 9
2015	0	8-26	0- 0
2016	0	7-27	0- 0
2017	6	7-21	1- 5
2018	32	0- 2	18-14
2019	1	20-13	1- 0
2020	5	8- 9	4- 1
2022	18	15- 2	11- 7
2023	12	24- 4	10- 2
Totals	90	99-111	53-38

Last 5 Games

GAME	W/L	MIN	PTS	FGM	FGA	FG%	3PM	3PA	3P%	FTM	FTA	FT%	ORB	DRB	REB	AT	TOV	ST	BK	PF	+/-
9/13 - LVA vs. CHI	W	7	0	0	1	0.0	0	1	0.0	0	0	0.0	0	1	1	1	0	0	2	0	-2
9/10 - LVA vs. PHO	W	11	2	0	2	0.0	0	1	0.0	2	2	100	3	1	4	0	1	0	0	0	5
9/08 - LVA @ PHO	W	12	3	1	2	50.0	1	2	50.0	0	0	0.0	0	1	1	1	1	0	1	3	-8
9/02 - LVA vs. SEA	W	7	0	0	1	0.0	0	1	0.0	0	0	0.0	0	0	0	0	1	0	0	2	-9
8/31 - LVA vs. WAS	W	8	4	2	5	40.0	0	3	0.0	0	0	0.0	0	0	0	0	2	0	2	1	-4

Season Highs

	PTS	REBS	ASTS	STLS	BLKS	MIN	FG	FGA	3G	3GA	FT	FTA
2011	6	1	2	2	1	16:00	2	3	2	3	5	6
2015	9	4	8	4	2	30:06	4	9	1	3	4	6
2016	12	4	6	4	1	24:47	5	9	2	4	6	6
2017	11	3	7	2	1	26:49	5	11	1	2	4	6
2018	4	2	2	0	1	11:00	2	4	0	2	1	2
2019	17	3	5	4	2	22:13	4	7	2	3	8	11
2020	6	2	6	3	0	15:52	3	7	1	3	2	2
2022	5	2	5	1	0	15:36	2	7	1	3	2	2
2023	6	2	3	2	1	12:08	2	5	2	3	2	2



WNBA Rankings

	PPG	RPG	APG	SPG	BPG	MPG	FG%	3G%	FT%
2011	---	---	---	---	---	---	---	---	---
2015	---	---	15th	---	---	---	---	---	---
2016	---	---	---	23rd	---	---	---	---	---
2017	---	---	---	---	---	---	---	---	---
2018	---	---	---	---	---	---	---	---	---
2019	---	---	---	---	---	---	---	---	---
2020	---	---	---	---	---	---	---	---	---
2022	---	---	---	---	---	---	---	---	---
2023	---	---	---	---	---	---	---	---	---

Milestones

Mark	Opponent	Date	Gm. #
1st Pt	Atlanta	June 14, 2011	1

Upcoming Milestones

Mark	Category	Current
1,000	Points	605
200	Rebounds	167
400	Assists	364

	Reb	Asts	Double Doubles		Scoring	
Year	10+	10+	Pt-Reb	Year	10+	20+
2011	0	0	0	2011	0	0
2015	0	0	0	2015	0	0
2016	0	0	0	2016	2	0
2017	0	0	0	2017	1	0
2018	0	0	0	2018	0	0
2019	0	0	0	2019	2	0
2020	0	0	0	2020	0	0
2022	0	0	0	2022	0	0
2023	0	0	0	2023	0	0
Totals	0	0	0	Totals	5	0

2023 REGULAR SEASON HIGHS

PTS	6	@ New York	Aug. 28
REBS	2	2x, last vs. LA	May 27
ASTS	3	2x, last vs. New York	June 29
STLS	2	Washington	August 31
BLKS	1	Los Angeles	May 27
MINS	12:08	@ Phoenix	Sept. 8

CAREER REGULAR SEASON HIGHS

PTS	17	@ Washington	July 13, 2019
REBS	4	5 x	
ASTS	8	@ Phoenix	June 30, 2015
STLS	4	3x	
BLKS	2	3x	
MINS	30	@ Tulsa	Sept. 8, 2015

CAREER PLAYOFF HIGHS

PTS	3	@ Washington	Sept. 19, 2019
REBS	2	Phoenix	Aug. 20, 2022
ASTS	4	Phoenix	Aug. 20, 2022
STLS	0		
BLKS	1	@ Washington	Sept. 19, 2019
MINS	11:48	Phoenix	Aug. 20, 2022

Career Regular Season Statistics

Year	Tm	G	GS	MP	FG	FGA	FG%	3P	3PA	3P%	2P	2PA	2P%	eFG%	FT	FTA	FT%	OR	DR	REB	RPG	A	S	B	TO	PF	PTS	PPG
2011	NYL	16	0	86	7	20	.350	3	7	.429	4	13	.308	.425	5	6	.833	0	6	6	0.4	10	4	2	17	9	22	1.4
2015	SAS	34	5	541	44	107	.411	7	22	.318	37	85	.435	.444	24	35	.686	10	29	39	1.1	95	28	10	42	61	119	3.5
2016	SAS	34	0	573	59	137	.431	5	26	.192	54	111	.486	.449	49	59	.831	14	41	55	1.6	87	38	1	51	62	172	5.1
2017	SAS	28	4	326	29	88	.330	2	10	.200	27	78	.346	.341	22	32	.688	3	12	15	0.5	55	14	2	27	36	82	2.9
2018	MIN	2	0	17	3	7	.429	0	2	.000	3	5	.600	.429	1	2	.500	1	1	2	1.0	4	0	1	4	2	7	3.5
2019	LVA	33	0	379	37	84	.440	9	20	.450	28	64	.438	.494	27	33	.818	2	21	23	0.7	59	31	4	28	40	110	3.3
2020	CHI	17	0	110	9	21	.429	3	9	.333	6	12	.500	.500	7	8	.875	1	6	7	0.4	14	6	0	14	13	28	1.6
2022	LVA	18	0	123	10	32	.313	3	11	.273	7	21	.333	.359	5	5	1.000	3	5	8	0.4	18	2	0	7	14	28	1.6
2023	LVA	28	0	135	12	27	.444	6	16	.375	6	11	.545	.556	5	6	.833	4	8	12	0.4	22	9	1	6	24	35	1.3
Career		210	9	2290	211	524	.403	38	123	.309	173	401	.431	.439	145	186	.780	38	129	167	0.8	364	132	21	196	261	605	2.9

Career Playoff Statistics

Year	Tm	G	GS	MP	FG	FGA	FG%	3P	3PA	3P%	2P	2PA	2P%	eFG%	FT	FTA	FT%	OR	DR	REB	RPG	A	S	B	TO	PF	PTS	PPG
2011	NYL	1	0	2	0	0	---	0	0	---	0	0	---	---	0	0	---	0	0	0	0.0	0	0	0	0	0	0	0.0
2019	LVA	5	0	14	1	6	.167	0	1	.000	1	5	.200	.167	1	2	.500	1	0	1	0.2	1	0	1	1	2	3	0.6
2020	CHI	1	0	0	0	0	---	0	0	---	0	0	---	---	0	0	---	0	0	0	0.0	0	0	0	0	0	0	0.0
2022	LVA	4	0	19	0	4	.000	0	1	.000	0	3	.000	.000	0	0	---	1	3	4	1.0	4	0	0	1	2	0	0.0
2023	LVA	1	0	7	0	1	.000	0	1	.000	0	0	---	.000	0	0	---	0	1	1	1.0	1	0	0	2	0	0	0.0
Career		12	0	42	1	11	.091	0	3	.000	1	8	.125	.091	1	2	.500	2	4	6	0.5	6	0	1	4	4	3	0.3



CAYLA GEORGE

#13

Center/Forward 6-5 Australia

4th Year

2023 (Las Vegas)

- Scored a season-high 11 points versus Atlanta on Aug. 13.

2018 (Dallas)

- Scored a season-high 12 points at Los Angeles on July 12

2017 (Phoenix)

- Set a WNBA record and career-high for most defensive rebounds by a bench player with 14 on July 28 at Chicago, which was also the most defensive rebounds ever by a Mercury player in a regulation game ... Ranked 9th in the WNBA in defensive rebound percentage ... Scored a career-high-tying 14 points at Chicago on July 28

2015 (Phoenix)

- Finished 6th among rookies in field goal percentage, and 8th in rebounding ... Scored a career-high 14 points at Tulsa on September 13

International (Australia)

- 2018 FIBA World Cup silver medalist (5x5)
- 2014 & 2022 FIBA World Cup bronze medalist (5x5)
- 2016 & 2020 Olympian quarterfinalist (5x5)
- Also competed for Australia 5x5 teams in the 2011 (gold) and 2013 (gold) FIBA Oceania Championships, the 2007 FIBA U19 World Cup (fifth place) and the 2007 FIBA U21 World Cup (silver)

Personal

- Born in Mount Barker, Australia and resides in Cairns, Queensland, Australia ... Has an older sister and half sister ... Married her husband Kailu George on May 8, 2015 in Australia ... Has one daughter, Pearl, whom she and her husband adopted through "Kupai Omasker"

Go to Cayla George's complete bio online

- Online bio includes items such as expanded WNBA statistics, more notes, college, international and Basketball Australia statistics, and more!

Record Without

Year	Games Missed	Record With	Record Without
2015	0	20-14	0-0
2017	2	16-16	2-0
2018	11	9-14	6-5
2023	7	27- 5	6-1
Totals	20	71-48	14-6

Last 5 Games

GAME	W/L	MIN	PTS	FGM	FGA	FG%	3PM	3PA	3P%	FTM	FTA	FT%	ORB	DRB	REB	AT	TO	ST	BK	PF	+/-
9/13 - LVA vs. CHI	W	3	0	0	1	0.0	0	0	0.0	0	0	0.0	0	0	0	0	0	0	0	0	0
9/10 - LVA vs. PHO	W	12	0	0	3	0.0	0	3	0.0	0	0	0.0	1	3	4	2	0	0	0	1	-9
9/08 - LVA @ PHO	W	13	3	1	3	33.3	1	3	33.3	0	0	0.0	0	3	3	0	1	1	1	0	-1
9/02 - LVA vs. SEA	W	8	2	1	3	33.3	0	2	0.0	0	0	0.0	0	1	1	0	2	0	0	2	4
8/31 - LVA vs. WAS	W	7	3	1	3	33.3	1	3	33.3	0	0	0.0	0	0	0	0	0	0	1	1	-3



Season Highs

	PTS	REBS	ASTS	STLS	BLKS	MIN	FG	FGA	3G	3GA	FT	FTA
2015	14	12	3	2	3	35:55	6	10	3	7	4	4
2017	14	14	3	3	2	27:01	5	11	2	4	2	3
2018	12	6	3	1	2	19:49	6	8	2	5	6	6
2022	5	2	0	0	0	4:34	2	2	1	1	0	0
2023	11	5	2	3	2	20:56	4	8	3	5	0	1

WNBA Rankings

	PPG	RPG	APG	SPG	BPG	MPG	FG%	3G%	FT%
2015	---	---	---	---	25th	---	---	---	---
2017	---	---	---	---	---	---	---	---	---
2018	---	---	---	---	---	---	---	---	---
2023	---	---	---	---	---	---	---	---	---

Milestones

Mark	Opponent	Date	Gm. #
1st Pt	San Antonio	June 5, 2015	1
300th Reb	Chicago	Aug. 24, 2023	115

Upcoming Milestones

Mark	Category	Current
500	Points	432
300	Rebounds	314
50	Blocks	44

Rebounds

Year	10+	Pt-Reb
2015	2	1
2017	1	1
2018	0	0
2023	0	0
Totals	3	2

Double Doubles

Year	Pt-Reb
2015	1
2017	1
2018	0
2023	0
Totals	2

Scoring

Year	10+	20+
2015	5	0
2017	2	0
2018	2	0
2023	1	0
Totals	10	0

2023 REGULAR SEASON HIGHS

PTS	11	Atlanta	Aug. 13
REBS	5	Phoenix	July 11
ASTS	2	@ Minnesota	July 22
STLS	3	@ New York	Aug. 6
BLKS	2	Seattle	June 15
MINS	20:56	Atlanta	Aug. 13

CAREER REGULAR SEASON HIGHS

PTS	14	2x, last @ Chicago	July 27, 2017
REBS	14	@ Chicago	July 27, 2017
ASTS	3	4x, Last vs Las Vegas	Aug. 17, 2018
STLS	3	2x, Last at New York	Aug. 6, 2023
BLKS	3	@ New York	June 11, 2015
MINS	36	@ Tulsa	Sept. 13, 2015

CAREER PLAYOFF HIGHS

PTS	6	@ Tulsa	Sept. 19, 2015
REBS	6	Tulsa	Sept. 17, 2015
ASTS	3	Tulsa	Sept. 17, 2015
STLS	3	Tulsa	Sept. 17, 2015
BLKS	4	Tulsa	Sept. 17, 2015
MINS	16:00	Tulsa	Sept. 17, 2015

Career Regular Season Statistics

Year	Tm	G	GS	MP	FG	FGA	FG%	3P	3PA	3P%	2P	2PA	2P%	eFG%	FT	FTA	FT%	OR	DR	REB	RPG	A	S	B	TO	PF	PTS	PPG
2015	PHO	34	2	433	67	157	.427	17	60	.283	50	97	.515	.481	19	22	.864	26	81	107	3.1	25	13	22	27	70	170	5.0
2017	PHO	32	0	381	41	109	.376	13	46	.283	28	63	.444	.436	9	14	.643	11	74	85	2.7	15	9	12	15	62	104	3.3
2018	DAL	23	1	245	34	78	.436	12	39	.308	22	39	.564	.513	3	6	.500	15	49	64	2.8	16	2	5	14	31	83	3.6
2023	LVA	32	0	273	30	104	.288	15	64	.234	15	40	.375	.361	0	3	.000	15	43	58	1.8	13	10	5	27	36	75	2.3
Career		121	3	1332	172	448	.384	57	209	.273	115	239	.481	.448	31	45	.689	67	247	314	2.6	69	34	44	83	199	432	2.6

Career Playoff Statistics

Year	Tm	G	GS	MP	FG	FGA	FG%	3P	3PA	3P%	2P	2PA	2P%	eFG%	FT	FTA	FT%	OR	DR	REB	RPG	A	S	B	TO	PF	PTS	PPG
2015	PHO	3	0	27	3	8	.375	2	4	.500	1	4	.250	.500	0	0	----	0	8	8	2.7	3	5	5	4	7	8	2.7
2017	PHO	2	0	1	0	1	.000	0	0	----	0	1	.000	.000	0	0	----	0	1	1	0.5	0	0	1	1	0	0	0.0
2018	DAL	1	0	5	2	4	.500	0	0	----	2	4	.500	.500	0	0	----	0	1	1	1.0	0	0	0	1	1	4	4.0
2023	LVA	1	0	3	0	1	.000	0	0	----	0	1	.000	.000	0	0	----	0	0	0	0.0	0	0	0	0	0	0	0.0
Career		7	0	36	5	14	.357	2	4	.500	3	10	.300	.429	0	0	----	0	10	10	1.4	3	5	6	6	8	12	1.7



CHELSEA GRAY

#12

Guard

5-11

Duke '13

9th Year

WNBA Career

- 2022, 2016 WNBA Champion
- 2022 WNBA Finals MVP
- 2023, 2021, 2019, 2018, 2017 WNBA All-Star
- 2019 All-WNBA First Team
- 2017 All-WNBA Second Team
- 2022 WNBA Commissioner's Cup MVP

International (USA)

- 2020 Olympic gold medalist (5x5)
- 2022 World Cup gold medalist (5x5)

Collegiate Career

- 2-time All-American
- 2013 ACC Co-Player of the Year
- Set program record for assists in a season (201) as a sophomore

High School Career

- 2010 California Miss Basketball
- 2010 Gatorade Player of the Year selection

2023 (Las Vegas)

- Named to the AP All-League First Team ... Had 20 points and 7 assists to open the playoffs against Chicago on Sept. 13...Recorded the franchise's 2nd triple-double and the 1st for points-rebounds-assists with 22 points, 11 rebounds and 11 assists against New York on Aug. 17 ... Named an All-Star starter... Western Conference Player of the Week for games played July 24-30 (24.5 ppg, 5.5 rpg, 8.5 apg) Notched a franchise-record 10 points-assists double-doubles on the year.

2021 (Las Vegas)

- Set or tied 3 franchise assist records—14 in a game vs. Lynx, Sept. 8; 10 in a half and 7 in a quarter vs. Fever, May 28

2019 (Los Angeles)

- Recorded the 8th triple-double in WNBA regular season history, July 7 (13-pt, 10-reb, 13-asst vs. Washington) ... Set franchise mark with 20 points in a quarter, August 29 vs. Indiana—2nd most points scored in a quarter in W history

2017 (Los Angeles)

- 3-point field goal percentage (.482) was highest in team history and 7th highest in WNBA history for players with 50+ attempts

2014 (Connecticut)

- Sat out season rehabbing right knee injury suffered senior year at Duke.

Go to Chelsea Gray's complete bio online

- Online bio includes items such as expanded WNBA statistics, more notes, college, international and USA Basketball statistics, and more!

Record Without

Year	Games Missed	Record With	Record Without
2014	34	0- 0	13-21
2015	0	15-19	0- 0
2016	1	25- 8	1- 0
2017	0	26- 8	0- 0
2018	0	19-15	0- 0
2019	0	22-12	0- 0
2020	0	15- 7	0- 0
2021	0	24- 8	0- 0
2022	1	25-10	1- 0
2023	0	34- 6	0- 0
Totals	36	204-93	15-21

Season Highs

	PTS	REBS	ASTS	STLS	BLKS	MIN	FG	FGA	3G	3GA	FT	FTA
2015	16	9	7	3	2	25:48	6	11	4	5	5	6
2016	23	6	8	3	1	36:30	8	10	2	3	6	7
2017	25	8	10	4	1	47:51	9	18	5	8	8	10
2018	26	7	11	6	3	38:36	11	20	4	7	8	11
2019	30	10	13	5	2	41:03	11	21	7	9	7	7
2020	27	8	11	3	1	39:06	10	19	4	7	5	5
2021	21	6	14	5	2	37:14	8	19	3	6	5	5
2022	33	7	12	5	2	39:56	11	17	5	8	11	11
2023	27	11	12	4	3	37:23	10	22	4	7	10	12

Last 5 Games

GAME	W/L	MIN	PTS	FGM	FGA	FG%	3PM	3PA	3P%	FTM	FTA	FT%	ORB	DRB	REB	AT	TOV	ST	BK	PF	+/-
9/13 - LVA vs. CHI	W	32	20	7	15	46.7	0	3	0.0	6	6	100	0	4	4	7	2	2	1	1	31
9/10 - LVA vs. PHO	W	33	21	8	11	72.7	5	7	71.4	0	0	0.0	0	2	2	8	0	0	2	0	14
9/08 - LVA @ PHO	W	31	14	6	10	60.0	0	1	0.0	2	3	66.7	0	5	5	12	2	1	1	0	25
9/02 - LVA vs. SEA	W	28	14	5	11	45.5	1	5	20.0	3	3	100	1	4	5	9	2	1	2	0	12
8/31 - LVA vs. WAS	W	33	21	7	13	53.8	3	6	50.0	4	4	100	1	1	2	2	2	1	0	2	2

PLAYER PROFILES



WNBA Rankings

	PPG	RPG	APG	SPG	BPG	MPG	FG%	3G%	FT%
2015	---	---	18th	---	---	---	---	---	---
2016	---	---	---	---	---	---	---	---	---
2017	19th	---	6th	---	---	3rd	10th	1st	22nd
2018	19th	---	6th	6th	---	5th	16th	14th	18th
2019	13th	---	2nd	---	---	4th	---	13th	5th
2020	21st	---	5th	11th	---	14th	---	---	2nd
2021	---	---	4th	20th	---	---	16th	16th	---
2022	21st	---	4th	4th	---	22nd	17th	---	4th
2023	21st	---	3rd	9th	24th	15th	14th	7th	5th

Milestones

Mark	Opponent	Date	Gm. #	Mark	Category	Current
1st Pt	Washington	June 5, 2015	1	4,000	Points	3,683
1,000th Pt	Phoenix	May 27, 2018	105	1,000	Rebounds	936
2,000th Pt	Las Vegas	Aug. 7, 2020	175	1,500	Assists	1,499
3,000th Pt	@ Seattle	Aug. 7, 2022	255	400	Steals	340
1,000th Ast	@ Phoenix	May 6, 2022	234			

Upcoming Milestones

	Reb	Asts	Dub-Dub	Trip-Dub	Scoring
Year	10+	10+	Pt-Ast	Pt-Reb-Ast	Year 10+ 20+ 30+
2015	0	0	0	0	2015 9 0 0
2016	0	0	0	0	2016 7 2 0
2017	0	1	1	0	2017 28 6 0
2018	0	1	1	0	2018 28 9 0
2019	1	2	1	1	2019 28 7 1
2020	0	1	0	0	2020 18 4 0
2021	0	3	1	0	2021 19 1 0
2022	0	1	1	0	2022 25 5 0
2023	1	10	10	1	2023 35 8 0
Totals	2	19	15	2	Totals 197 42 1

2023 REGULAR SEASON HIGHS

PTS	27	Dallas	July 30
REBS	11	New York	Aug. 17
ASTS	12	3x, last at Phoenix	Sept. 8
STLS	4	@ Seattle	July 20
BLKS	3	@ Chicago	Aug. 24
MINS	37:23	New York	Aug. 17

CAREER REGULAR SEASON HIGHS

PTS	33	Seattle	Aug. 14, 2022
REBS	11	New York	Aug. 17, 2023
ASTS	14	Minnesota	Sept. 8, 2021
STLS	6	@ Minnesota	May 20, 2018
BLKS	3	2x, last @ Chicago	Aug. 24, 2023
MINS	48	@ Chicago	Aug. 18, 2017

CAREER PLAYOFF HIGHS


PTS	31	@ Sueattle	Sept. 6, 2022
REBS	7	Sueattle	Aug. 31, 2022
ASTS	12	2x, last @ Sueattle	Sept. 4, 2022
STLS	3	4x, last vs Conn.	Sept. 13, 2022
BLKS	2	3x, last vs Chicago	Sept. 13, 2023
MINS	39:22	@ Sueattle	Sept. 4, 2022

Career Regular Season Statistics

Year	Tm	G	GS	MP	FG	FGA	FG%	3P	3PA	3P%	2P	2PA	2P%	eFG%	FT	FTA	FT%	OR	DR	REB	RPG	A	S	B	TO	PF	PTS	PPG
2015	CON	34	0	543	86	203	.424	23	66	.348	63	137	.460	.480	40	49	.816	18	60	78	2.3	92	22	5	59	43	235	6.9
2016	LAS	33	1	540	71	157	.452	14	46	.304	57	111	.514	.497	39	50	.780	8	50	58	1.8	71	16	4	40	38	195	5.9
2017	LAS	34	34	1125	184	363	.507	53	110	.482	131	253	.518	.580	81	98	.827	21	92	113	3.3	151	36	8	65	74	502	14.8
2018 *	LAS	34	34	1111	193	399	.484	38	97	.392	155	302	.513	.531	81	97	.835	17	99	116	3.4	175	48	6	79	65	505	14.9
2019 *	LAS	34	34	1108	188	452	.416	50	131	.382	138	321	.430	.471	66	72	.917	14	114	128	3.8	202	33	3	108	49	492	14.5
2020	LAS	22	22	679	122	276	.442	18	59	.305	104	217	.479	.475	46	49	.939	15	66	81	3.7	116	34	2	60	38	308	14.0
2021 *	LVA	32	32	926	148	326	.454	27	71	.380	121	255	.475	.495	32	36	.889	15	77	92	2.9	189	37	9	88	43	355	11.1
2022	LVA	35	35	1039	183	373	.491	34	100	.340	149	273	.546	.536	81	89	.910	10	102	112	3.2	212	57	10	80	54	481	13.7
2023	LVA	40	40	1288	225	459	.490	64	152	.421	161	307	.524	.560	96	107	.897	12	146	158	4.0	291	57	25	101	73	610	15.3
Career		298	232	8359	1400	3008	.465	321	832	.386	1079	2176	.496	.519	562	647	.869	130	806	936	3.1	1499	340	72	681	477	3683	12.4

Career Playoff Statistics

Year	Tm	G	GS	MP	FG	FGA	FG%	3P	3PA	3P%	2P	2PA	2P%	eFG%	FT	FTA	FT%	OR	DR	REB	RPG	A	S	B	TO	PF	PTS	PPG
2016	LAS	9	0	199	26	64	.406	9	23	.391	17	41	.415	.477	20	24	.833	2	13	15	1.7	25	10	0	22	16	81	9.0
2017	LAS	8	8	284	47	102	.461	13	39	.333	34	63	.540	.525	14	18	.778	2	25	27	3.4	54	11	2	22	17	121	15.1
2018	LAS	2	2	63	11	28	.393	6	14	.429	5	14	.357	.500	5	6	.833	0	8	8	4.0	9	0	1	4	3	33	16.5
2019	LAS	4	4	130	18	49	.367	4	12	.333	14	37	.378	.408	2	3	.667	1	11	12	3.0	21	5	1	11	8	42	10.5
2020	LAS	1	1	35	2	9	.222	0	4	.000	2	5	.400	.222	0	0	---	0	2	2	2.0	0	1	0	3	3	4	4.0
2021	LVA	5	5	142	30	65	.462	7	18	.389	23	47	.489	.515	10	10	1.000	1	15	16	3.2	32	5	0	6	5	77	15.4
2022	LVA	10	10	340	88	144	.611	31	57	.544	57	87	.655	.719	10	12	.833	0	38	38	3.8	70	12	6	30	19	217	21.7
2023	LVA	1	1	32	7	15	.467	0	3	.000	7	12	.583	.467	6	6	1.000	0	4	4	4.0	7	2	2	1	1	20	20.0
Career		40	31	1225	229	476	.481	70	170	.412	159	306	.520	.555	67	79	.848	6	116	122	3.1	218	46	12	99	72	595	14.9



CANDACE PARKER

#3

Forward

6-4

Tennessee '08

16th Year

WNBA Career Highlights

- 2021 & 2016 WNBA Champion
- 2016 WNBA Finals MVP
- 2018 & 2013 WNBA MVP
- 2017 ESPY Award for Best WNBA Player
- 2020 WNBA Defensive Player of the Year
- 2022, 2020, 2017, 2014, 2013, 2012 & 2008 All-WNBA First Team
- 2018, 2015, & 2009 All-WNBA Second Team
- 2022, 2021, 2018, 2017, 2014, 2013, & 2011 WNBA All-Star
- 2013 WNBA All-Star Game MVP
- 2012 & 2009 WNBA All-Defensive Second Team
- 2013 WNBA Rookie of the Year
- 2013 WNBA All-Rookie Team
- 7-time WNBA Western Conf. Player of the Month
- 26-time WNBA Western Conf. Player of the Week
- Named to the WNBA Top 20 At 20 Team
- Named to the WNBA W25 Team

International (USA 5x5)

- 2012, 2008 Olympic gold medalist
- 2006 FIBA World Cup bronze medalist
- 2007 FIBA Americas Championship gold medalist
- 2004 FIBA Americas U18 Championship gold medalist

Collegiate Career

- 2008, 2007 National Champion
- 2008, 2007 National Player of the Year
- 2008, 2007 Final Four MVP

2023 (Las Vegas)

- Nabbed the 500th steal of her career against Los Angeles on May 27...Helped the Aces to a 16-2 record to start the season before undergoing surgery on her foot and being sidelined the remainder of the season.

2022 (Chicago)

- Recorded 2 triple-doubles—May 22 at Washington (16 points 13 rebounds, 10 assists) and June 23 at Los Angeles (10 points, 14 rebounds, 10 assists)

2021 (Chicago)

- Missed 9 games due to injury ... Team went 15-8 with her in the lineup and 1-8 without her

2019 (Los Angeles)

- Missed 12 games due to injury

2017 (Los Angeles)

- Recorded her first career triple-double against San Antonio on July 28 (11 points, 17 rebounds, 11 assists)

2015 (Los Angeles)

- Her 8 steals vs. Indiana on Aug. 18 set a franchise record

Record Without

Year	Games Missed	Record With	Record Without
2008	1	20-13	0- 1
2009	9	15-10	3- 6
2010	24	3- 7	10-14
2011	17	8- 9	7-10
2012	1	23-10	1- 0
2013	3	22- 9	2- 1
2014	4	15-15	1- 3
2015	18	11- 5	3-15
2016	0	26- 8	0- 0
2017	1	25- 8	1- 0
2018	3	17-14	2- 1
2019	12	14- 8	8- 4
2020	0	15- 7	0- 0
2021	9	15- 8	1- 8
2022	4	23- 9	3- 1
2023	22	16- 2	18- 6
Totals	128	268-142	60-70

Season Highs

	PTS	REBS	ASTS	STLS	BLKS	MIN	FG	FGA	3G	3GA	FT	FTA
2008	40	16	8	5	6	46:00	15	23	2	2	11	16
2009	24	14	8	3	6	48:00	10	21	1	3	7	10
2010	33	12	5	2	6	40:00	12	21	1	2	8	11
2011	32	14	5	3	5	41:00	13	25	3	6	8	13
2012	33	16	8	4	9	38:00	14	22	3	5	12	17
2013	30	20	9	4	4	46:00	14	22	3	4	14	17
2014	34	12	9	6	4	48:00	12	28	3	7	13	14
2015	33	13	10	8	3	38:18	12	23	5	8	9	12
2016	34	13	9	3	3	38:02	12	25	4	7	12	14
2017	29	17	11	4	5	40:07	11	22	3	7	7	9
2018	34	14	11	4	3	40:11	12	22	5	8	9	12
2019	21	11	6	4	4	32:18	9	16	3	5	6	9
2020	25	17	9	3	3	38:17	10	18	5	6	8	10
2021	30	14	8	2	4	37:42	12	20	4	7	8	9
2022	31	14	10	3	4	33:42	12	20	4	8	7	8
2023	15	12	8	5	3	26:29	7	12	3	6	4	4

2013 (Los Angeles)

- Posted her 1st career 20-point, 20-rebound game at San Antonio on June 1 (27 points, 20 rebounds)

2009 (Los Angeles)

- Missed the first nine games of the 2009 season following the birth of her first child, Lailaa.

2008 (Los Angeles)

- Second player to dunk during a regular season game (Indiana on June 22) ... Dunked two nights later against Seattle on June 24

Personal

- Parker and her daughter Lailaa are part of the Angel FC NWSL team ownership group. The team was founded in 2020 and began play in 2022 ... Married to former Russia National Basketball Team member Anna Petrakova, who gave birth to their son in 2022.

Go to Candace Parker's complete bio online

- Online bio includes items such as expanded WNBA statistics, more notes, college, international and USA Basketball statistics, and more!

Links to Additional Candace Parker Historical Statistics and Rankings

- [Career year-by-year statistics, year-by-year rankings.](#)
- [2023 Game-by-Game stats.](#)
- [All-time career & playoff statistics, rankings and more from Basketball Reference.](#)

Milestones

Mark	Opponent	Date	Gm. #
1st Pt	@ Phoenix	May 17, 2008	1
1,000th Pt	Washington	May 28, 2010	62
2,000th Pt	Phoenix	Sept. 18, 2012	117
3,000th Pt	@ Indiana	July 15, 2014	170
4,000th Pt	San Antonio	Sept. 16, 2016	229
5,000th Pt	Phoenix	Aug. 5, 2018	287
6,000th Pt	Los Angeles	May 6, 2022	361
1,000 Reb	@ Phoenix	July 10, 2012	104
2,000 Reb	@ Seattle	Sept. 11, 2016	227
3,000 Reb	Washington	July 10, 2021	349
1,000th Ast	Atlanta	Sept. 1, 2017	261
500th Stl	Los Angeles	May 27, 2023	395

Upcoming Milestones

Mark	Category	Current
7,000	Points	6,574
4,000	Rebounds	3,467
2,000	Assists	1,634
700	Blocked Shots	619

2023 REGULAR SEASON HIGHS

PTS	15	3x, last vs. Connecticut	July 1
REBS	12	Indiana	June 24
ASTS	8	Connecticut	July 1
STLS	5	Chicago	June 11
BLKS	3	@ Seattle	May 20
MINs	26:29	Connecticut	July 1

CAREER

PTS	40	Houston	July 9, 2008
REBS	20	@ San Antonio	June 1, 2013
ASTS	11	2x, last @ Washington	June 15, 2018
STLS	8	Indiana	Aug. 18, 2015
BLKS	9	Tulsa	June 20, 2012
MINs	48	2x, last @ Washington	June 1, 2014

	Reb	Asts	Doub-Doub	Trip-Dub	Scoring					
Year	10+ 10+	Pt-Reb	Pt-Ast	P-R-A		Year	10+	20+	30+	40+
2008	17	0	17	0	0	2008	32	11	3	1
2009	17	0	15	0	0	2009	19	4	0	0
2010	7	0	7	0	0	2010	10	6	2	0
2011	6	0	6	0	0	2011	16	6	1	0
2012	19	0	18	0	0	2012	29	13	2	0
2013	10	0	8	0	0	2013	27	13	1	0
2014	6	0	6	0	0	2014	28	12	2	0
2015	11	1	11	1	0	2015	16	8	2	0
2016	8	0	6	0	0	2016	25	10	2	0
2017	12	1	12	1	1	2017	31	11	0	0
2018	11	2	11	2	0	2018	27	14	1	0
2019	4	0	4	0	0	2019	13	4	0	0
2020	12	0	10	0	0	2020	16	5	0	0
2021	8	0	8	0	0	2021	16	6	1	0
2022	14	2	12	2	2	2022	25	4	1	0
2023	1	0	0	0	0	2023	9	0	0	0
Totals	163	6	151	6	3	Totals	339	127	18	1



KELSEY PLUM

#10

Guard

5-8

Washington '17

6th Year

WNBA Career Highlights

- 2022 WNBA Champion
- 2023 & 2022 All-Star
- 2022 All-Star MVP
- 2021 6th Player of the Year
- 1-time Western Conference Player of the Month (Sept. 2021)
- 3-time Western Conference Player of the Week (2 times in 2022, 1 time in 2021)

International (USA)

- 2020 Olympic Gold Medalist (3x3)
- 2018 & 2022 FIBA World Cup gold medalist (5x5)
- 2015 Pan American Games silver medalist (5x5)
- 2013 FIBA U19 World Cup gold medalist (5x5)

Collegiate Career

- Unanimous 2017 National Player of the Year
- Two-time All-American
- NCAA career (3,257) and single-season (1,109) scoring leader; broke 33-year-old NCAA career free throw record with 912

2023 (Las Vegas)

- Named as an All-Star for the second time in her career... Scored a then-franchise-high 40 points at Minnesota on July 9 and got her first points-assists double-double of the year with 19 points and 10 assists vs. Washington on Aug. 11 and her second with 12 points and 10 assists vs Washington on Aug. 31 ...Scored 20 or more points 16 times and had 1 30-point and 1 40-point game... Prior to the May 25 game in LA, made at least 1 3-pointer in 45-straight regular season games, which was tied for the third-longest streak in WNBA history ... missed the July 5 game vs. Dallas (back)

2022 (Las Vegas)

- Leading All-Star vote-getter among guards ... Tied a WNBA record by making at least 3 three-pointers in 9 straight games (Diana Taurasi)

2021 (Las Vegas)

- Missed 6 games in May/June while training with the USA 3x3 team.

2020 (Las Vegas)

- Did Not Play—Injured (left Achilles)

2018 (Las Vegas)

- Recorded her first career double-double with 20 points and a career-high 13 assists at Atlanta Aug. 7

[Go to Kelsey Plum's complete bio online](#)

- Online bio includes items such as expanded WNBA statistics, more notes, college, international and USA Basketball statistics, and more

Record Without

Year	Games Missed	Record With	Record Without
2017	3	8-23	0-3
2018	2	14-17	0-2
2019	0	21-13	0-0
2020	22	0- 0	18-4
2021	6	20- 6	4-2
2022	0	26-10	0-0
2023	1	33- 6	1-0
Totals	34	122-75	23-11

Last 5 Games

GAME	W/L	MIN	PTS	FGM	FGA	FG%	3PM	3PA	3P%	FTM	FTA	FT%	ORB	DRB	REB	AT	TOV	ST	BK	PF	+/-
9/13 - LVA vs. CHI	W	33	16	7	17	41.2	2	7	28.6	0	0	0.0	0	1	1	2	0	0	1	0	18
9/10 - LVA vs. PHO	W	31	30	12	19	63.2	6	11	54.5	0	0	0.0	0	3	3	3	2	0	1	3	23
9/08 - LVA @ PHO	W	37	18	5	15	33.3	2	8	25.0	6	6	100	0	2	2	5	1	0	0	0	25
9/02 - LVA vs. SEA	W	36	15	4	11	36.4	0	5	0.0	7	8	87.5	0	0	0	8	1	0	2	2	31
8/31 - LVA vs. WAS	W	38	12	3	6	50.0	2	3	66.7	4	6	66.7	0	3	3	10	1	0	3	2	13

PLAYER PROFILES



Season Highs

	PTS	REBS	ASTS	STLS	BLKS	MIN	FG	FGA	3G	3GA	FT	FTA
2017	23	6	12	3	1	39:53	7	17	5	9	6	6
2018	21	9	13	4	1	37:00	9	14	5	8	5	6
2019	21	7	8	3	1	37:21	8	17	5	9	5	6
2021	32	6	8	5	1	30:42	11	18	5	8	8	9
2022	32	6	11	6	1	40:00	10	22	5	11	9	11
2023	40	6	10	5	0	38:21	14	20	6	12	8	8

WNBA Rankings

	PPG	RPG	APG	SPG	BPG	MPG	FG%	3G%	FT%
2017	---	---	20th	---	---	---	---	17th	14th
2018	---	---	13th	---	---	---	21st	4th	---
2019	---	---	19th	---	---	---	---	24th	---
2021	16th	---	14th	---	---	---	---	13th	1st
2022	2nd	---	9th	---	---	5th	---	4th	17th
2023	8th	---	10th	22nd	---	13th	20th	16th	3rd

Milestones

Mark	Opponent	Date	Gm. #
1st Pt	Dallas	May 25, 2017	1
1,000th Pt	Atlanta	July 4, 2021	108
2,000th Pt	Los Angeles	May 27, 2023	161
2,500th pt	Washington	Aug. 11, 2023	186

Upcoming Milestones

Mark	Category	Current
3,000 Points	Points	2,691
500 Rebounds	Rebounds	487
1,000 Assists	Assists	786
200 Steals	Steals	173

Rebs				Scoring				
Year	10+	Asts	Double Doubles	Year	10+	20+	30+	40+
2017	0	1	0	2017	13	1	0	0
2018	0	2	1	2018	14	4	0	0
2019	0	0	0	2019	17	2	0	0
2021	0	0	0	2021	20	8	2	0
2022	0	2	2	2022	35	19	1	0
2023	0	2	2	2023	36	16	2	1
Totals	0	7	5	Totals	135	50	5	1

2023 REGULAR SEASON HIGHS

PTS	40	@ Minnesota	July 9
REBS	6	Dallas	July 30
ASTS	10	2x, last vs Washington	Aug. 31
STLS	5	@ Los Angeles	July 12
BLKS	0		
MINS	38:21	@ Chicago	Aug. 24

CAREER REGULAR SEASON HIGHS

PTS	40	@ Minnesota	July 9, 2023
REBS	9	Los Angeles	June 29, 2018
ASTS	13	@ Atlanta	Aug. 7, 2018
STLS	6	Washington	June 25, 2022
BLKS	1	16x, last vs. Minnesota	July 3, 2022
MINS	40	2x, last vs. Dallas	June 5, 2022

CAREER PLAYOFF HIGHS

PTS	25	2x, last vs Phoenix	Sept. 30, 2021
REBS	7	3x, last vs Seattle	Sept. 4, 2022
ASTS	10	Washington	Sept. 19, 2019
STLS	3	Connecticut	Sept. 18, 2022
BLKS	0		
MINS	40:00	Washington	Sept. 24, 2019

Career Regular Season Statistics

Year	Tm	G	GS	MP	FG	FGA	FG%	3P	3PA	3P%	2P	2PA	2P%	eFG%	FT	FTA	FT%	OR	DR	REB	RPG	A	S	B	TO	PF	PTS	PPG
2017	SAS	31	23	711	85	246	.346	35	96	.365	50	150	.333	.417	60	69	.870	12	47	59	1.9	106	16	4	79	57	265	8.5
2018	LVA	31	27	790	106	227	.467	47	107	.439	59	120	.492	.570	35	40	.875	14	60	74	2.4	124	25	5	36	64	294	9.5
2019	LVA	34	30	868	107	293	.365	45	126	.357	62	168	.369	.442	34	39	.872	15	80	95	2.8	102	27	4	53	76	293	8.6
2021	LVA	26	0	663	128	293	.437	44	114	.386	84	179	.469	.512	85	90	.944	11	55	66	2.5	94	26	1	43	56	385	14.8
2022	LVA	36	36	1182	244	531	.460	113	269	.420	131	262	.500	.566	125	149	.839	9	87	96	2.7	184	36	2	94	90	726	20.2
2023	LVA	39	39	1265	249	524	.475	95	244	.389	154	280	.550	.566	135	148	.912	9	86	95	2.4	177	43	0	82	94	728	18.7
Career		197	155	5481	919	2114	.435	379	955	.397	540	1159	.466	.524	474	535	.886	70	417	487	2.5	786	173	16	388	437	2691	13.7

Career Playoff Statistics

Year	Tm	G	GS	MP	FG	FGA	FG%	3P	3PA	3P%	2P	2PA	2P%	eFG%	FT	FTA	FT%	OR	DR	REB	RPG	A	S	B	TO	PF	PTS	PPG
2019	LVA	5	3	175	30	61	.492	9	17	.529	21	44	.477	.566	7	7	1.000	2	22	24	4.8	39	1	0	15	19	76	15.2
2021	LVA	5	0	144	33	70	.471	12	31	.387	21	39	.538	.557	20	22	.909	2	8	10	2.0	17	5	0	12	11	98	19.6
2022	LVA	10	10	333	56	137	.409	18	63	.286	38	74	.514	.474	41	46	.891	8	31	39	3.9	38	9	0	19	22	171	17.1
2023	LVA	1	1	33	7	17	.412	2	7	.286	5	10	.500	.471	0	0	----	0	1	1	1.0	2	0	0	1	0	16	16.0
Career		21	14	685	126	285	.442	41	118	.347	85	167	.509	.514	68	75	.907	12	62	74	3.5	96	15	0	47	52	361	17.2



KIAH STOKES

#41

Center

6-3

Connecticut '15

8th Year

WNBA Career

- 2022 WNBA Champion
- 2015 WNBA All-Defensive 2nd Team
- 2015 All-Rookie Team

Collegiate Career

- 3-time National Champion
- 2015 Conference Defensive Player of the Year

2023 (Las Vegas)

- Opened the playoffs with a 15-rebound performance, the second-highest in Aces playoff history, which also is her playoff career high ... Hauled in a career-high-tying 17 rebounds at Chicago on July 25 ... Had 4 double-digit rebounding games ... Started 22 times

2022 (Las Vegas)

- Missed first 4 games of year (overseas) ... Led or tied for team lead in rebounds 3 times

2021 (Las Vegas)

- Signed on July 2 ... DNP on July 2 ... Averaged 9.0 rpg. in 8 starts

2019 (New York)

- Did Not Play (personal reasons)

2017 (New York)

- Led the team in blocked shots and ranked second in rebounding

2016 (New York)

- Missed the final 7 games of the regular season with a hip injury ... Set a WNBA record for highest rebound average by a player who didn't start a game

Collegiate Honors & Notes (Connecticut)

- Set a UConn single-season blocked shots record (147) as a senior and capped her career ranked No. 3 among all-time UConn blocks leaders (325).

Personal

- Father Greg was an All-American basketball player at Iowa who played for the Philadelphia 76ers and won gold with the 1983 USA Pan American Games Team ... Majored in psychology

Go to KiaH Stokes' complete bio online

- Online bio includes items such as expanded WNBA statistics, more notes, college, international and USA Basketball statistics, and more!

Record Without

Year	Games Missed	Record With	Record Without
2015	0	23-11	0- 0
2016	7	19- 8	2- 5
2017	0	22-12	0- 0
2018	4	6-24	1- 3
2019	34	0- 0	10-24
2020	0	2-20	0- 0
2021	9	14-10	6- 3
2022	5	22- 9	4- 1
2023	0	34- 6	0- 0
Totals	59	142-100	23-36

Last 5 Games

GAME	W/L	MIN	PTS	FGM	FGA	FG%	3PM	3PA	3P%	FTM	FTA	FT%	ORB	DRB	REB	AT	TOV	ST	BK	PF	+/-
9/10 - LVA vs. PHO	W	23	0	0	1	0.0	0	0	0.0	0	0	0.0	1	1	2	1	2	0	0	1	17
9/08 - LVA @ PHO	W	19	4	2	4	50.0	0	1	0.0	0	0	0.0	1	5	6	1	0	0	1	3	2
9/02 - LVA vs. SEA	W	22	2	1	2	50.0	0	0	0.0	0	1	0.0	2	9	11	0	3	0	0	1	17
8/31 - LVA vs. WAS	W	19	0	0	1	0.0	0	1	0.0	0	0	0.0	1	3	4	0	0	0	1	3	1
8/28 - LVA @ NYL	L	12	0	0	1	0.0	0	0	0.0	0	0	0.0	1	3	4	0	0	0	1	1	-10

Season Highs

	PTS	REBS	ASTS	STLS	BLKS	MIN	FG	FGA	3G	3GA	FT	FTA
2015	13	11	4	4	8	35:33	6	8	0	1	5	6
2016	12	14	2	2	4	37:46	6	8	0	0	5	8
2017	23	17	4	2	3	30:47	6	10	0	1	11	12
2018	12	15	3	2	3	33:38	5	7	0	0	2	4
2020	15	12	4	2	3	36:29	6	12	5	8	2	2
2021	5	13	7	2	3	34:53	2	3	1	2	2	2
2022	9	10	3	2	3	28:45	4	5	1	3	2	4
2023	7	17	2	3	4	31:21	3	6	1	3	2	2

PLAYER PROFILES



WNBA Rankings

	PPG	RPG	APG	SPG	BPG	MPG	FG%	3G%	FT%
2015	---	12th	---	---	4th	---	---	---	---
2016	---	7th	---	---	6th	---	---	---	---
2017	---	17th	---	---	11th	---	---	---	---
2018	---	---	---	---	18th	---	---	---	---
2020	---	16th	---	---	9th	---	---	---	---
2021	---	22nd	---	---	---	---	---	---	---
2022	---	---	---	---	18th	---	---	---	---
2023	---	21st	---	---	16th	---	---	---	---

Milestones Reached

Mark	Opponent	Date	Gm. #
1st Pt	@ Los Angeles	May 21, 2015	1
1000th Reb	Chicago	Sept. 2, 2021	166

Upcoming Milestones

Mark	Category	Current
1,000	Points	958
1500	Rebounds	1415
300	Blocked Shots	269

	Rebs	Asts	Dbl-Dbl	Scoring		
Year	10+	10+	Pt-Reb	Year	10+	20+
2015	7	0	3	2015	5	0
2016	6	0	0	2016	5	0
2017	8	0	4	2017	5	1
2018	5	0	1	2018	2	0
2020	2	0	0	2020	5	0
2021	5	0	0	2021	0	0
2022	1	0	0	2022	0	0
2023	4	0	0	2023	0	0
Totals	38	0	8	Totals	22	1

2023 REGULAR SEASON HIGHS

PTS	7	3x, last @ Los Angeles	July 12
REBS	17	@ Chicago	July 25
ASTS	2	5x, last @ Chicago	July 22
STLS	3	2x, last vs. Seattle	Sept. 2
BLKS	4	2x, last vs. Minnesota	June 18
MINS	31:21	@ Chicago	July 25

CAREER REGULAR SEASON HIGHS

PTS	23	Phoenix	June 4, 2017
REBS	17	2x, last @ Chicago	July 25, 2023
ASTS	7	@ Chicago	Sept. 17, 2021
STLS	4	Atlanta	Sept. 1, 2015
BLKS	8	Connecticut	July 16, 2015
MINS	38	Atlanta	June 22, 2016

CAREER PLAYOFF HIGHS

PTS	21	Indiana	Sept. 23, 2015
REBS	15	Chicago	Sept. 13, 2023
ASTS	2	2x, last vs Phoenix	Oct. 8, 2021
STLS	2	Phoenix	Aug. 20, 2022
BLKS	3	2x, last vs Phoenix	Aug. 17, 2022
MINS	31:32	@ Sueattle	Sept. 4, 2022

Career Regular Season Statistics

Year	Tm	G	GS	MP	FG	FGA	FG%	3P	3PA	3P%	2P	2PA	2P%	eFG%	FT	FTA	FT%	OR	DR	REB	RPG	A	S	B	TO	PF	PTS	PPG
2015	NYL	34	6	862	82	150	.547	0	2	.000	82	148	.554	.547	33	48	.688	60	159	219	6.4	26	24	67	37	76	197	5.8
2016	NYL	27	0	650	75	117	.641	0	0	---	75	117	.641	.641	37	59	.627	63	138	201	7.5	20	18	38	30	77	187	6.9
2017	NYL	34	12	666	60	113	.531	0	1	.000	60	112	.536	.531	43	54	.796	77	137	214	6.3	30	12	39	40	94	163	4.8
2018	NYL	30	4	427	42	77	.545	0	0	---	42	77	.545	.545	8	15	.533	43	91	134	4.5	12	11	19	21	56	92	3.1
2020	NYL	22	22	601	51	137	.372	20	85	.235	31	52	.596	.445	4	7	.571	28	119	147	6.7	26	11	26	28	45	126	5.7
2021	NYL	9	0	135	6	11	.545	1	2	.500	5	9	.556	.591	2	2	1.000	8	30	38	4.2	5	4	6	6	14	15	1.7
2021	LVA	15	8	308	10	17	.588	0	0	---	10	17	.588	.588	2	4	.500	27	65	92	6.1	15	6	10	7	19	22	1.5
2021	TOT	24	8	443	16	28	.571	1	2	.500	15	26	.577	.589	4	6	.667	35	95	130	5.4	20	10	16	13	33	37	1.5
2022	LVA	31	4	475	26	61	.426	5	24	.208	21	37	.568	.467	13	16	.813	29	107	136	4.4	20	14	25	18	39	70	2.3
2023	LVA	40	22	792	36	83	.434	5	27	.185	31	56	.554	.464	9	18	.500	45	189	234	5.9	23	26	39	17	70	86	2.2
Career		242	78	4916	388	766	.507	31	141	.220	357	625	.571	.527	151	223	.677	380	1035	1415	5.8	177	126	269	205	490	958	4.0

Career Playoff Statistics

Year	Tm	G	GS	MP	FG	FGA	FG%	3P	3PA	3P%	2P	2PA	2P%	eFG%	FT	FTA	FT%	OR	DR	REB	RPG	A	S	B	TO	PF	PTS	PPG
2015	NYL	6	0	157	17	36	.472	0	0	---	17	36	.472	.472	6	7	.857	18	31	49	8.2	0	5	8	7	9	40	6.7
2016	NYL	1	0	10	1	3	.333	0	0	---	1	3	.333	.333	1	2	.500	0	2	2	2.0	0	1	0	1	2	3	3.0
2017	NYL	1	0	16	1	3	.333	0	0	---	1	3	.333	.333	0	0	---	0	3	3	3.0	0	0	1	0	2	2	2.0
2021	LVA	5	2	71	2	5	.400	0	0	---	2	5	.400	.400	1	2	.500	4	9	13	2.6	5	2	3	2	7	5	1.0
2022	LVA	10	10	259	17	35	.486	1	5	.200	16	30	.533	.500	2	2	1.000	16	56	72	7.2	4	6	8	8	26	37	3.7
2023	LVA	1	1	24	0	1	.000	0	1	.000	0	0	---	.000	2	2	1.000	1	14	15	15.0	0	1	0	1	1	2	2.0
Career		24	13	537	38	83	.458	1	6	.167	37	77	.481	.464	12	15	.800	39	115	154	6.4	9	15	20	19	47	89	3.7



A'JA WILSON

#22

Center/Forward 6-4 South Carolina '18

6th Year

WNBA Career

- 2022 WNBA Champion
- 2022 & 2020 WNBA M'VP
- 2022 WNBA Defensive Player of the Year
- 2022 WNBA All-Defensive First Team
- 2022 & 2020 All-WNBA First Team
- 2021 All-WNBA Second Team
- 2020 WNBA All-Defensive Second Team
- 2023, 2022, 2021, 2019 & 2018 WNBA All-Star
- 2023, 2022 & 2019 All-Star Team Captain
- 2023 & 2022 WNBA All-Star Leading Vote-Getter
- 2018 WNBA Rookie of the Year (unanimous)
- 2018 WNBA All-Rookie Team
- 7-time Western Conference Player of the Month (June, July and August 2023; May and July 2022; June 2021; August and September 2020)
- 16-time Western Conference Player of the Week (5 times in 2023, 5 times in 2022, 2 times each in 2019 and 2020, 1 time each in 2018 and 2021)

International Career (USA)

- 2020 Olympic gold medalist (5x5)
- 2022, 2018 FIBA World Cup gold medalist (5x5) & 2022 FIBA World Cup M'VP.
- 2013 & 2015 FIBA U19 World Cup gold medalist & 2015 FIBA U19 M'VP (5x5)
- 2014 FIBA Americas U18 gold medalist (5x5)

Collegiate Career

- 2017 NCAA Champion
- 2017 Final Four Most Outstanding Player
- 2018 National Player of the Year (consensus)
- 4-time All-American
- 2-time SEC Defensive Player of the Year

2023 (Las Vegas)

- WNBA All-Star leading vote-getter...Named June, July and August Western Conference Player of the Month...5-time Western Conference Player of the Week honor for her 12th-15th such career honor... Named the AP Defensive Player of the Year and All-League First Team...Scored 30 or more points a franchise-high 6 times, including tying a then-franchise scoring record with 40 points vs. the Mystics on Aug. 11; rewrote the record with a WNBA record-tying 53 points on Aug. 22 at Atlanta...Scored 30 or more points in each of the last 3 games

2022 (Las Vegas)

- Named WNBA MVP for 2nd time (7th player with multiple MVPs).

2020 (Las Vegas)

- Named WNBA MVP (5th youngest in history)

2018 (Las Vegas)

- Scored the second most points by a rookie (35) in franchise history at Indiana on June 12

Personal

- Enjoys eating Chipotle and Chik-fil-A ... Father, Roscoe, played professional basketball internationally for 10 years ... Is dyslexic ... Is a member of the WNBA and WNBPA Social Justice Council ... First WNBA player to partner with Mountain Dew

Go to A'ja Wilson's complete bio online

- Online bio includes items such as expanded WNBA statistics, more notes, college, international and USA Basketball statistics, and more!

Record Without

Year	Games Missed	Record With	Record Without
2018	0	14-19	0-0
2019	8	15-11	6-2
2020	0	18- 4	0-0
2021	0	24- 8	0-0
2022	0	26-10	0-0
2023	0	34- 6	0-0
Totals	8	131-58	6-2

Last 5 Games

GAME	W/L	MIN	PTS	FGM	FGA	FG%	3PM	3PA	3P%	FTM	FTA	FT%	ORB	DRB	REB	AT	TOV	ST	BK	PF	+/-
9/13 - LVA vs. CHI	W	28	14	6	12	50.0	0	0	0.0	2	3	66.7	2	6	8	1	0	4	0	1	27
9/10 - LVA vs. PHO	W	29	36	13	18	72.2	1	1	100	9	12	75.0	2	6	8	2	5	3	2	1	22
9/08 - LVA @ PHO	W	29	30	13	17	76.5	0	1	0.0	4	5	80.0	1	8	9	0	2	3	1	0	28
9/02 - LVA vs. SEA	W	27	30	12	21	57.1	1	1	100	5	5	100	4	6	10	0	0	1	0	3	14
8/31 - LVA vs. WAS	W	35	26	10	14	71.4	1	1	100	5	5	100	2	9	11	2	1	4	1	2	10

PLAYER PROFILES



Season Highs

	Pts	Rebs	Asts	Stls	Blks	Min	FG	FGA	3G	3GA	FT	FTA
2018	35	16	8	3	7	39:32	16	24	0	0	14	18
2019	39	12	5	3	7	40:52	14	20	0	1	11	14
2020	31	16	4	4	5	38:52	11	21	0	0	12	12
2021	30	15	8	4	3	43:18	10	24	1	1	12	12
2022	35	16	5	4	5	37:56	13	24	3	5	13	15
2023	53	15	5	5	6	36:27	17	25	1	3	20	21

WNBA Rankings

	PPG	RPG	APG	SPG	BPG	MPG	FG%	3G%	FT%
2018	3rd	6th	---	---	6th	16th	24th	---	---
2019	7th	17th	---	---	4th	---	---	---	---
2020	2nd	6th	---	24th	1st	10th	21st	---	---
2021	6th	8th	21st	---	11th	10th	21st	---	10th
2022	5th	2nd	---	12th	1st	19th	12th	16th	---
2023	3rd	2nd	---	10th	1st	23rd	3rd	---	30th

Milestones Reached

Mark	Opponent	Date	Gm. #
1st Pt	@ Connecticut	May 20, 2018	1
1,000th Pt	Phoenix	Aug. 20, 2019	53
2,000th Pt	Washington	Aug. 17, 2021	104
3,000th Pt	@ Connecticut	June 8, 2023	157
1,000th Reb	@ Chicago	May 28, 2022	122
200th St	Phoenix	Sept. 10, 2023	189

Upcoming Milestones

Mark	Category	Current
4,000	Points	3,761
2,000	Rebounds	1,637
400	Assists	403
400	Blocked Shots	343
200	Steals	203

	Reb	Asts	Double-Doubles		Scoring					
Year	10+	10+	Pt/Reb	Pt/Ast	Year	10+	20+	30+	40+	50+
2018	10	0	10	0	2018	33	18	3	0	0
2019	3	0	3	0	2019	23	7	1	0	0
2020	7	0	7	0	2020	22	15	1	0	0
2021	17	0	17	0	2021	30	14	1	0	0
2022	17	0	17	0	2022	34	20	1	0	0
2023	23	0	22	0	2023	37	28	6	2	1
Totals	77	0	76	0	Totals	179	102	13	2	1

2023 REGULAR SEASON HIGHS

PTS	53	@ Atlanta	August 22
REBS	15	@ Seattle	July 20
ASTS	5	Connecticut	July 1
STLS	5	2x, last vs Phoenix	Sept. 10
BLKS	6	Dallas	July 30
MINS	36:27	Dallas	July 30

CAREER SEASON HIGHS

PTS	53	@ Atlanta	Aug. 22, 2023
REBS	16	4x, Last vs. Seattle	June 29, 2022
ASTS	8	2x, last @ Dallas	July 11, 2021
STLS	4	4x, Last vs. Chicago	Aug. 11, 2022
BLKS	7	2x, last @ Atlanta	Sept. 5, 2019
MINS	43	@ Minnesota	June 25, 2021

CAREER PLAYOFF HIGHS

PTS	34	@ Sueattle	Sept. 4, 2022
REBS	14	@ Connecticut	Sept. 18, 2022
ASTS	7	Phoenix	Sept. 30, 2021
STLS	3	2x, last @ Sueattle	Sept. 4, 2022
BLKS	7	Connecticut	Sept. 22, 2020
MINS	45	@ Sueattle (OT)	Sept. 4, 2022

Career Regular Season Statistics

Year	Tm	G	GS	MP	FG	FGA	FG%	3P	3PA	3P%	2P	2PA	2P%	eFG%	FT	FTA	FT%	OR	DR	REB	RPG	A	S	B	TO	PF	PTS	PPG
2018 *	LVA	33	33	1010	245	530	.462	0	0	----	245	530	.462	.462	192	248	.774	66	198	264	8.0	74	27	55	46	68	682	20.7
2019 *	LVA	26	25	739	158	330	.479	0	1	.000	158	329	.480	.479	114	144	.792	42	125	167	6.4	47	13	45	56	52	430	16.5
2020	LVA	22	22	697	166	346	.480	0	0	----	166	346	.480	.480	118	151	.781	34	154	188	8.5	45	27	44	35	49	450	20.5
2021 *	LVA	32	32	1021	207	466	.444	1	1	1.000	206	465	.443	.445	169	193	.876	63	235	298	9.3	98	28	40	46	49	584	18.3
2022 *	LVA	36	36	1080	260	519	.501	31	83	.373	229	436	.525	.531	152	187	.813	66	273	339	9.4	75	52	70	61	76	703	19.5
2023 *	LVA	40	40	1228	335	601	.557	9	29	.310	326	572	.570	.565	233	287	.812	82	298	380	9.5	64	55	89	62	85	912	22.8
Career		189	188	5776	1371	2792	.491	41	114	.360	1330	2678	.497	.498	978	1210	.808	354	1283	1637	8.7	403	203	343	307	379	3761	19.9

Career Playoff Statistics

Year	Tm	G	GS	MP	FG	FGA	FG%	3P	3PA	3P%	2P	2PA	2P%	eFG%	FT	FTA	FT%	OR	DR	REB	RPG	A	S	B	TO	PF	PTS	PPG
2019	LVA	5	5	168	24	55	.436	0	0	----	24	55	.436	.436	19	20	.950	11	28	39	7.8	8	3	10	8	5	67	13.4
2020	LVA	8	8	283	62	131	.473	0	0	----	62	131	.473	.473	42	49	.857	17	54	71	8.9	19	8	18	16	14	166	20.8
2021	LVA	5	5	161	27	62	.435	0	0	----	27	62	.435	.435	17	26	.654	6	40	46	9.2	16	5	5	11	8	71	14.2
2022	LVA	10	10	372	74	134	.552	2	14	.143	72	120	.600	.560	53	67	.791	15	89	104	10.4	20	10	24	13	21	203	20.3
2023	LVA	1	1	28	6	12	.500	0	0	----	6	12	.500	.500	2	3	.667	2	6	8	8.0	1	0	4	0	1	14	14.0
Career		29	29	1012	193	394	.490	2	14	.143	191	380	.503	.492	133	165	.806	51	217	268	9.2	64	26	61	48	49	521	18.0



JACKIE YOUNG

#0

Guard

5-11

Notre Dame '19

5th Year

WNBA Career

- 2022 WNBA Championship
- 2022 WNBA Most Improved Player Award Winner
- 2023 & 2022 WNBA All-Star
- 1-time Western Conference Player of the Week

International Career (USA)

- 2020 Olympic gold medalist (3x3)

Collegiate Career

- 2019 NCAA Champion
- 2019 ACC Tournament MVP

High School Career

- 2016 Naismith Player of the Year
- 2016 Indiana's Miss Basketball

2023 (Las Vegas)

- All-Star Game starter...Named AP All-League Second Team ... Scored a career-high 30 points (12-18 FGs, 4-7 3pt FGs, 2-4 FTs) at Los Angeles on May 25...Scored 20 or more points in 15 games... Had 1 double-double with 24 points and 10 rebounds vs Chicago on Aug. 24...

2022 (Las Vegas)

- Named Western Conference Player of the Week for May 16-22 ... Injured her ankle early in the 4th Q vs. CT on 6/2 ... DNP 6/5 and 6/11 (right ankle sprain) ... Named to her first All-Star Team as a starter (2nd leading vote-getter among guards)

Go to Jackie Young's complete bio online

- Online bio includes items such as expanded WNBA statistics, more notes, college, international and USA Basketball statistics, and more!

Team Record Without

Year	Games Missed	Record With	Record Without
2019	0	21-13	0-0
2020	0	18- 4	0-0
2021	0	24- 8	0-0
2022	2	24-10	2-0
2023	0	34- 6	0-0
Totals	2	121-41	2-0

Last 5 Games

GAME	W/L	MIN	PTS	FGM	FGA	FG%	3PM	3PA	3P%	FTM	FTA	FT%	ORB	DRB	REB	AT	TOV	ST	BK	PF	+/-
9/13 - LVA vs. CHI	W	29	18	5	14	35.7	3	5	60.0	5	5	100	0	1	1	6	3	0	1	2	27
9/10 - LVA vs PHO	W	29	3	1	5	20.0	1	3	33.3	0	0	0.0	0	3	3	5	1	0	3	3	14
9/08 - LVA @ PHO	W	28	17	8	12	66.7	1	3	33.3	0	0	0.0	0	5	5	3	0	0	1	2	33
9/02 - LVA vs. SEA	W	31	22	7	14	50.0	4	8	50.0	4	4	100	2	1	3	6	0	1	3	2	22
8/31 - LVA vs. WAS	W	31	7	3	11	27.3	1	6	16.7	0	0	0.0	0	6	6	4	1	0	2	5	12

PLAYER PROFILES



Season Highs

	PTS	REBS	ASTS	STLS	BLKS	MIN	FG	FGA	3G	3GA	FT	FTA
2019	17	10	10	3	2	35:08	5	14	2	3	9	12
2020	20	7	9	4	1	32:42	8	15	1	2	5	6
2021	29	11	6	4	2	40:27	14	19	1	3	10	10
2022	26	9	9	3	2	41:21	9	19	4	7	8	8
2023	30	10	8	4	1	37:31	12	21	5	9	8	9

WNBA Rankings

	PPG	RPG	APG	SPG	BPG	MPG	FG%	3G%	FT%
2019	---	---	---	---	---	---	---	---	---
2020	---	---	23rd	---	---	---	16th	---	---
2021	25th	---	18th	23rd	---	11th	11th	---	21st
2022	12th	---	14th	13th	---	3rd	22nd	3rd	13th
2023	11th	---	15th	14th	---	18th	7th	2nd	16th

Milestones

Mark	Opponent	Date	Gm. #
1st Pt	Los Angeles	May 26, 2019	1
1,000th Pt	Los Angeles	May 23, 2022	96
2,000th Pt	Chicago	Aug. 24, 2023	156
500th Ast	New York	June 29, 2023	137
600th Ast	Phoenix	Sept. 8, 2023	161
600th Reb	Atlanta	Aug. 13, 2023	152

Upcoming Milestones

Mark	Category	Current
2,000	Points	2102
600	Rebounds	644
600	Assists	606
200	Steals	177

	Reb	Asts	Double Doubles			Scoring			
Year	10+	10+	Pt/Reb	Pt/Ast	Reb-Ast	Year	10+	20+	30+
2019	1	1	0	0	1	2019	7	0	0
2020	0	0	0	0	0	2020	12	2	0
2021	2	0	2	0	0	2021	21	4	0
2022	0	0	0	0	0	2022	30	11	0
2023	1	0	1	0	0	2023	37	15	1
Totals	4	1	3	0	1	Totals	107	32	1

2023 REGULAR SEASON HIGHS

PTS	30	@ Los Angeles	May 25
REBS	10	@ Chicago	Aug. 24
ASTS	8	2x, last @ Minnesota	July 9
STLS	4	3x, last vs Los Angeles	Aug. 19
BLKS	1	5x, last vs. Seattle	Sept. 2
MINS	37:31	@ Chicago	July 25

CAREER REGULAR SEASON HIGHS

PTS	30	@ Los Angeles	May 25, 2023
REBS	11	@ Seattle	May 18, 2021
ASTS	10	2x, last vs. Phoenix	Aug. 20, 2019
STLS	4	4x, last vs. Atlanta	Aug. 1, 2023
BLKS	2	4x, last vs. Chicago	May 28, 2022
MINS	41	Washington	June 25, 2022

CAREER PLAYOFF HIGHS

PTS	22	@ Connecticut	Sept. 15, 2022
REBS	6	2x, last vs Conn.	Sept. 13, 2022
ASTS	8	@ Connecticut	Sept. 18, 2022
STLS	3	2x, last vs Chicago	Sept. 13, 2023
BLKS	2	Phoenix	Sept. 28, 2021
MINS	38:20	2x, last @ Sueattle	Sept. 4, 2022

Career Regular Season Statistics

Year	Tm	G	GS	MP	FG	FGA	FG%	3P	3PA	3P%	2P	2PA	2P%	eFG%	FT	FTA	FT%	OR	DR	REB	RPG	A	S	B	TO	PF	PTS	PPG
2019	LVA	34	34	767	76	236	.322	14	44	.318	62	192	.323	.352	59	73	.808	23	88	111	3.3	153	26	12	53	47	225	6.6
2020	LVA	22	0	568	93	189	.492	3	13	.231	90	176	.511	.500	52	61	.852	18	77	95	4.3	67	15	2	35	39	241	11.0
2021	LVA	32	32	1018	155	307	.505	5	20	.250	150	287	.523	.513	75	90	.833	21	110	131	4.1	103	36	11	47	58	390	12.2
2022 *	LVA	34	34	1129	191	401	.476	50	116	.431	141	285	.495	.539	110	128	.859	43	105	148	4.4	132	48	8	43	81	542	15.9
2023 *	LVA	40	40	1259	249	476	.523	89	198	.449	160	278	.576	.617	117	135	.867	26	134	160	4.0	151	52	5	70	80	704	17.6
Career		162	140	4739	764	1608	.475	161	391	.412	603	1217	.495	.525	413	487	.848	130	514	644	4.0	606	177	38	248	305	2102	13.0

Career Playoff Statistics

Year	Tm	G	GS	MP	FG	FGA	FG%	3P	3PA	3P%	2P	2PA	2P%	eFG%	FT	FTA	FT%	OR	DR	REB	RPG	A	S	B	TO	PF	PTS	PPG
2019	LVA	5	5	62	9	22	.409	4	5	.800	5	17	.294	.500	7	8	.875	3	6	9	1.8	13	0	0	6	3	29	5.8
2020	LVA	8	0	163	21	68	.309	1	6	.167	20	62	.323	.316	19	21	.905	3	21	24	3.0	22	2	1	19	18	62	7.8
2021	LVA	5	5	130	11	33	.333	0	1	.000	11	32	.344	.333	6	6	1.000	9	7	16	3.2	11	5	2	3	12	28	5.6
2022	LVA	10	10	345	41	95	.432	18	38	.474	23	57	.404	.526	25	27	.926	2	39	41	4.1	30	8	1	16	29	125	12.5
2023	LVA	1	1	29	5	14	.357	3	5	.600	2	9	.222	.464	5	5	1.000	0	1	1	1.0	6	3	0	1	2	18	18.0
Career		29	21	729	87	232	.375	26	55	.473	61	177	.345	.431	62	67	.925	17	74	91	3.1	82	18	4	45	64	262	9.0



ACES GAME-BY-GAME STATS

PLAYOFFS

GAME	W/L	MIN	PTS	FGM	FGA	FG%	3PM	3PA	3P%	FTM	FTA	FT%	ORB	DRB	REB	AT	TO	ST	BK	PF	+/-
9/17 - LVA VS. CHI																					
9/13 - LVA VS. CHI	W	40	87	32	74	43.2	7	22	31.8	16	17	94.1	5	34	39	20	8	10	7	8	28

REGULAR SEASON

GAME	W/L	MIN	PTS	FGM	FGA	FG%	3PM	3PA	3P%	FTM	FTA	FT%	ORB	DRB	REB	AT	TO	ST	BK	PF	+/-
9/10 - LVA VS. PHO	W	40	100	37	70	52.9	14	33	42.4	12	16	75.0	10	22	32	22	9	12	3	11	15
9/08 - LVA @ PHO	W	40	94	38	70	54.3	6	25	24.0	12	14	85.7	3	35	38	25	10	8	6	15	21
9/02 - LVA vs. SEA	W	40	103	35	75	46.7	10	30	33.3	23	25	92.0	9	29	38	26	8	10	3	15	26
8/31 - LVA vs. WAS	W	40	84	29	62	46.8	10	28	35.7	16	19	84.2	4	29	33	19	12	7	5	17	9
8/28 - LVA @ NYL	L	40	85	31	69	44.9	9	23	39.1	14	20	70.0	5	26	31	21	11	5	6	23	-9
8/26 - LVA @ WAS	L	40	62	20	65	30.8	6	29	20.7	16	21	76.2	6	34	40	14	19	6	3	13	-16
8/24 - LVA @ CHI	W	40	94	34	71	47.9	8	24	33.3	18	18	100	6	28	34	21	14	6	5	15	7
8/22 - LVA @ ATL	W	40	112	35	69	50.7	8	19	42.1	34	36	94.4	5	29	34	25	9	4	7	22	12
8/19 - LVA vs. LAS	L	40	72	27	75	36.0	8	32	25.0	10	11	90.9	13	19	32	17	15	12	2	19	-6
8/17 - LVA vs. NYL	W	40	88	32	72	44.4	9	25	36.0	15	16	93.8	7	28	35	21	8	9	1	20	13
8/13 - LVA vs. ATL	W	40	86	32	77	41.6	7	23	30.4	15	19	78.9	8	30	38	16	9	13	6	19	21
8/11 - LVA vs. WAS	W	40	113	42	77	54.5	14	28	50.0	15	16	93.8	3	31	34	29	7	9	1	10	24
8/08 - LVA @ DAL	W	40	104	37	74	50.0	16	32	50.0	14	16	87.5	11	34	45	27	13	4	2	21	20
8/06 - LVA @ NYL	L	40	61	23	70	32.9	6	23	26.1	9	10	90.0	2	22	24	14	10	7	4	9	-38
8/01 - LVA vs. ATL	W	40	93	34	65	52.3	11	23	47.8	14	17	82.4	3	32	35	17	14	12	5	20	21
7/30 - LVA vs. DAL	W	40	104	32	64	50.0	13	25	52.0	27	28	96.4	3	27	30	17	8	5	7	18	13
7/25 - LVA @ CHI	W	40	107	38	76	50.0	7	22	31.8	24	27	88.9	9	26	35	24	5	7	6	13	12
7/22 - LVA @ MIN	W	40	98	36	69	52.2	8	26	30.8	18	24	75.0	4	30	34	25	14	8	1	12	17
7/20 - LVA @ SEA	W	40	79	29	66	43.9	7	18	38.9	14	19	73.7	7	33	40	19	14	16	4	19	16
7/12 - LVA @ LAS	W	40	97	37	68	54.4	9	22	40.9	14	16	87.5	5	29	34	20	15	12	5	14	19
7/11 - LVA vs. PHO	W	40	98	36	72	50.0	9	25	36.0	17	22	77.3	3	32	35	24	4	3	3	15	26
7/09 - LVA @ MIN	W	40	113	43	72	59.7	17	39	43.6	10	14	71.4	7	27	34	31	12	9	11	11	24
7/07 - LVA @ DAL	L	40	78	27	60	45.0	10	26	38.5	14	17	82.4	5	20	25	14	18	7	4	14	-2
7/05 - LVA vs. DAL	W	40	89	30	65	46.2	9	20	45.0	20	24	83.3	7	32	39	17	13	1	4	12	7
7/01 - LVA vs. CON	W	40	102	36	72	50.0	7	23	30.4	23	26	88.5	11	31	42	25	13	8	5	22	18
6/29 - LVA vs. NYL	W	40	98	40	69	58.0	9	21	42.9	9	10	90.0	4	23	27	32	8	10	1	15	17
6/26 - LVA vs. IND	W	40	88	27	66	40.9	7	24	29.2	27	28	96.4	10	29	39	15	16	4	6	20	8
6/24 - LVA vs. IND	W	40	101	34	64	53.1	11	23	47.8	22	27	81.5	5	26	31	27	13	6	7	14	13
6/21 - LVA @ PHO	W	40	99	36	65	55.4	11	23	47.8	16	23	69.6	8	24	32	29	10	4	3	16	20
6/18 - LVA vs. MIN	W	40	93	35	74	47.3	10	30	33.3	13	15	86.7	7	32	39	18	6	7	9	13	31
6/15 - LVA vs. SEA	W	40	96	39	70	55.7	12	26	46.2	6	8	75.0	4	33	37	25	13	10	3	14	33
6/11 - LVA vs. CHI	W	40	93	38	65	58.5	6	16	37.5	11	13	84.6	7	26	33	21	16	10	3	18	13
6/08 - LVA @ CON	L	40	77	28	60	46.7	9	21	42.9	12	17	70.6	5	21	26	18	18	8	5	18	-17
6/06 - LVA @ CON	W	40	90	32	63	50.8	4	15	26.7	22	26	84.6	5	26	31	25	14	9	6	17	6
6/04 - LVA @ IND	W	40	84	32	72	44.4	4	21	19.0	16	22	72.7	6	29	35	21	5	6	6	15	4
6/02 - LVA @ ATL	W	40	92	33	70	47.1	6	21	28.6	20	25	80.0	5	26	31	17	12	9	4	13	5
5/28 - LVA vs. MIN	W	40	94	32	72	44.4	14	39	35.9	16	17	94.1	4	32	36	25	10	9	7	20	21
5/27 - LVA vs. LAS	W	40	93	37	80	46.3	9	32	28.1	10	12	83.3	9	29	38	25	11	16	8	16	28
5/25 - LVA @ LAS	W	40	94	31	59	52.5	10	23	43.5	22	28	78.6	5	32	37	18	20	8	6	16	9
5/20 - LVA @ SEA	W	40	105	40	73	54.8	11	18	61.1	14	17	82.4	6	44	50	22	14	6	8	14	41



LAS VEGAS ACES (34-6)

PLAYER	GP-GS	MIN	FGM-FGA	FG%	3-POINT		FTM-FTA	FT%	----- REBOUNDS -----				AST	PF-DQ	STL	TO	BLK	PTS/AVG
					FGM-FGA	FG%			OFF	DEF	TOT/AVG							
Wilson, A	40-40	1227:44	335 - 601	55.7	9-29	31.0	233 - 287	81.2	82	298	380/9.5	64	85-0	56	62	89		912/22.8
Plum, K	39-39	1264:48	249 - 524	47.5	95-244	38.9	135 - 148	91.2	9	86	95/2.4	177	94-1	43	82	0		728/18.7
Young, J	40-40	1258:43	249 - 476	52.3	89-198	44.9	117 - 135	86.7	26	134	160/4.0	151	80-0	52	70	5		704/17.6
Gray, C	40-40	1287:45	225 - 459	49.0	64-152	42.1	96 - 107	89.7	12	146	158/4.0	291	73-0	57	101	25		610/15.3
Parker, C	18-18	425:26	60 - 129	46.5	17-51	33.3	25 - 28	89.3	16	81	97/5.4	67	35-0	27	31	16		162/9.0
Clark, A	39-1	876:03	91 - 205	44.4	51-132	38.6	27 - 33	81.8	21	112	133/3.4	42	85-0	24	28	6		260/6.7
Bell, K	36-0	423:38	53 - 153	34.6	20-82	24.4	6 - 10	60.0	14	42	56/1.6	18	47-0	15	14	5		132/3.7
George, C	32-0	273:30	30 - 104	28.8	15-64	23.4	0 - 3	0.0	15	43	58/1.8	13	36-0	10	27	5		75/2.3
Stokes, K	40-22	791:38	36 - 83	43.4	5-27	18.5	9 - 18	50.0	45	189	234/5.9	23	70-0	26	17	39		86/2.2
Colson, S	28-0	134:52	12 - 27	44.4	6-16	37.5	5 - 6	83.3	4	8	12/0.4	22	24-0	9	6	1		35/1.3
Coates, A	10-0	29:46	4 - 5	80.0	0-0	0.0	1 - 4	25.0	2	8	10/1.0	0	9-1	2	7	0		9/0.9
Joens, A	2-0	06:19	0 - 1	0.0	0-1	0.0	0 - 0	0.0	0	0	0/0.0	0	0-0	0	0	0		0/0.0
ACES	40	8000	1344 - 2767	48.6	371-996	37.2	654 - 779	84.0	246	1147	1660/41.5	868	638-2	321	470	191		3713/92.8
OPPONENTS	40	8000	1210 - 2841	42.6	306-893	34.3	485 - 627	77.4	320	1053	1661/41.5	780	695-0	252	555	115		3211/80.3

	---- SINGLE GAME HIGHS ----							---- AVERAGE PER GAME ----							---- AVERAGE PER 48 MIN ----						
PLAYER	MIN	REB	AST	STL	TO	BLK	PTS	MIN	REB	AST	STL	TO	BLK	PTS	REB	AST	STL	TO	BLK	PTS	
Wilson, A	36:27	15	5	5	5	6	53	30.7	9.5	1.6	1.40	1.6	2.23	22.8	12.4	2.1	1.82	2.0	2.90	29.7	
Plum, K	38:21	6	10	5	4	0	40	32.4	2.4	4.5	1.10	2.1	0.00	18.7	3.0	5.6	1.36	2.6	0.00	23.0	
Young, J	37:32	10	8	4	5	1	30	31.5	4.0	3.8	1.30	1.8	0.13	17.6	5.1	4.8	1.65	2.2	0.16	22.4	
Gray, C	37:23	11	12	4	6	3	27	32.2	4.0	7.3	1.43	2.5	0.63	15.3	4.9	9.0	1.77	3.1	0.78	18.9	
Parker, C	26:29	12	8	5	5	3	15	23.6	5.4	3.7	1.50	1.7	0.89	9.0	9.1	6.3	2.54	2.9	1.50	15.2	
Clark, A	35:08	8	4	2	4	1	16	22.5	3.4	1.1	0.62	0.7	0.15	6.7	6.1	1.9	1.10	1.3	0.27	11.9	
Bell, K	19:24	5	2	2	2	2	15	11.8	1.6	0.5	0.42	0.4	0.14	3.7	5.3	1.7	1.42	1.3	0.47	12.5	
George, C	20:56	5	2	3	4	2	11	8.5	1.8	0.4	0.31	0.8	0.16	2.3	8.5	1.9	1.46	3.9	0.73	11.0	
Stokes, K	31:21	17	2	3	2	4	7	19.8	5.9	0.6	0.65	0.4	0.98	2.2	11.8	1.2	1.31	0.9	1.97	4.3	
Colson, S	12:08	4	3	2	2	1	6	4.8	0.4	0.8	0.32	0.2	0.04	1.3	3.6	6.5	2.67	1.8	0.30	10.4	
Coates, A	07:09	3	0	1	4	0	3	3.0	1.0	0.0	0.20	0.7	0.00	0.9	13.4	0.0	2.69	9.4	0.00	12.1	
Joens, A	03:34	0	0	0	0	0	0	3.2	0.0	0.0	0.00	0.0	0.00	0.0	0.0	0.0	0.00	0.0	0.00	0.0	

CHICAGO SKY (18-22)

PLAYER	GP-GS	MIN	FGM-FGA	FG%	3-POINT		FTM-FTA	FT%	REBOUNDS				AST	PF-DQ	STL	TO	BLK	PTS/AVG
					FGM-FGA	FG%			OFF	DEF	TOT/AVG							
Copper, K	38-38	1184:15	262 - 585	44.8	69-171	40.4	117 - 152	77.0	25	142	167/4.4	77	93-0	35	94	10		710/18.7
Mabrey, M	39-39	1169:00	202 - 491	41.1	89-228	39.0	92 - 110	83.6	34	112	146/3.7	140	93-0	29	86	18		585/15.0
Williams, C	40-40	1204:26	176 - 403	43.7	47-106	44.3	15 - 25	60.0	38	203	241/6.0	251	65-0	38	98	12		414/10.4
Williams, E	40-40	1188:13	167 - 325	51.4	0-0	0.0	58 - 92	63.0	90	142	232/5.8	98	101-0	50	54	60		392/9.8
Smith, A	38-35	1006:59	132 - 265	49.8	30-102	29.4	55 - 81	67.9	70	179	249/6.6	68	116-1	49	56	50		349/9.2
Evans, D	39-1	837:27	116 - 322	36.0	42-143	29.4	76 - 89	85.4	7	40	47/1.2	118	45-0	27	61	4		350/9.0
Gardner, R	3-0	59:21	6 - 14	42.9	3-5	60.0	6 - 6	100	1	10	11/3.7	7	8-0	6	5	1		21/7.0
Bertsch, M	28-5	397:46	47 - 103	45.6	16-36	44.4	12 - 16	75.0	12	35	47/1.7	19	50-0	10	30	7		122/4.4
Hebard, R	19-0	174:37	31 - 53	58.5	0-0	0.0	13 - 20	65.0	18	28	46/2.4	7	25-0	5	4	7		75/3.9
Parks, R	37-2	505:27	53 - 139	38.1	32-87	36.8	7 - 7	100	15	44	59/1.6	16	35-0	12	19	5		145/3.9
Koné, S	20-0	185:54	25 - 47	53.2	2-6	33.3	20 - 26	76.9	22	37	59/3.0	10	34-0	3	21	1		72/3.6
Anigwe, K	10-0	82:57	10 - 22	45.5	0-1	0.0	5 - 8	62.5	8	13	21/2.1	4	20-0	3	6	5		25/2.5
Soule, T	15-0	52:51	2 - 14	14.3	0-3	0.0	5 - 8	62.5	3	5	8/0.5	3	6-0	0	4	1		9/0.6
SKY	40	8050	1229 - 2783	44.2	330-888	37.2	481 - 640	75.2	343	990	1644/41.1	818	691-1	267	573	181		3269/81.7
OPPONENTS	40	8050	1240 - 2747	45.1	262-785	33.4	592 - 736	80.4	337	1060	1720/43	831	637-1	309	575	144		3334/83.4

PLAYER	----- SINGLE GAME HIGHS -----							----- AVERAGE PER GAME -----							----- AVERAGE PER 48 MIN -----						
	MIN	REB	AST	STL	TO	BLK	PTS	MIN	REB	AST	STL	TO	BLK	PTS	REB	AST	STL	TO	BLK	PTS	
Copper, K	38:00	12	5	5	5	2	37	31.2	4.4	2.0	0.92	2.5	0.26	18.7	5.6	2.6	1.18	3.2	0.34	24.0	
Mabrey, M	38:10	7	8	4	7	2	36	30.0	3.7	3.6	0.74	2.2	0.46	15.0	5.0	4.8	0.99	2.9	0.62	20.0	
Williams, C	40:03	16	13	3	6	2	28	30.1	6.0	6.3	0.95	2.5	0.30	10.4	8.0	8.3	1.26	3.3	0.40	13.7	
Williams, E	37:10	12	6	5	4	6	23	29.7	5.8	2.5	1.25	1.4	1.50	9.8	7.8	3.3	1.68	1.8	2.02	13.2	
Smith, A	39:23	17	6	4	4	5	20	26.5	6.6	1.8	1.29	1.5	1.32	9.2	9.9	2.7	1.95	2.2	1.99	13.9	
Evans, D	33:47	4	8	3	4	2	23	21.5	1.2	3.0	0.69	1.6	0.10	9.0	2.2	5.6	1.29	2.9	0.19	16.7	
Gardner, R	24:07	7	3	4	4	1	10	19.8	3.7	2.3	2.00	1.7	0.33	7.0	7.4	4.7	4.04	3.4	0.67	14.2	
Bertsch, M	26:31	7	4	2	4	2	16	14.2	1.7	0.7	0.36	1.1	0.25	4.4	4.7	1.9	1.01	3.0	0.70	12.3	
Hebard, R	14:25	6	2	2	1	2	10	9.2	2.4	0.4	0.26	0.2	0.37	3.9	10.5	1.6	1.15	0.9	1.60	17.2	
Parks, R	32:15	6	3	2	3	1	14	13.7	1.6	0.4	0.32	0.5	0.14	3.9	4.7	1.3	0.95	1.5	0.40	11.5	
Koné, S	23:23	10	2	1	4	1	10	9.3	3.0	0.5	0.15	1.1	0.05	3.6	12.7	2.2	0.65	4.5	0.22	15.5	
Anigwe, K	19:46	7	1	1	2	2	10	8.3	2.1	0.4	0.30	0.6	0.50	2.5	10.1	1.9	1.45	2.9	2.41	12.1	
Soule, T	13:11	4	1	0	2	1	5	3.5	0.5	0.2	0.00	0.3	0.07	0.6	6.1	2.3	0.00	3.0	0.76	6.8	
Hillsman, K	00:52	0	0	0	0	0	0	0.9	0.0	0.0	0.00	0.0	0.00	0.0	0.0	0.0	0.00	0.0	0.00	0.0	

Las Vegas Aces

MEDIA CHEAT SHEET



KIERSTAN BELL
G 6-1 176
FGCU 2nd Yr.



ALYSHA CLARK
F 5-11 167
Middle Tenn. 11th Yr.



SYDNEY COLSON
G 5-8 140
Texas A&M 9th Yr.



CAYLA GEORGE
C/F 6-4 192
Australia 4th Yr.



CHELSEA GRAY
G 5-11 170
Duke 9th Yr.



ALAINA COATES
C 6-4 205
South Carolina 5th Yr.



CANDACE PARKER
F/C 6-4 184
Tennessee 16th Yr.



KELSEY PLUM
G 5-8 145
Washington 6th Yr.



KIAH STOKES
C 6-3 191
Connecticut 8th Yr.



A'JA WILSON
F 6-4 195
South Carolina 6th Yr.



JACKIE YOUNG
G 6-0 165
Notre Dame 5th Yr.



BECKY HAMMON
Head Coach



NATALIE NAKASE
Assistant Coach




TYLER MARSH
Assistant Coach



CHARLENE THOMAS-SWINSON
Assistant Coach



TERA GIROUX
Assistant Medical Director



BANDELE TALIB JR.
Head Athletic Trainer



JEREMIAH WELCH
Performance Coach



KRISTIN MOORE
Equipment Manager

PRONUNCIATION GUIDE

- 1 Kierstan Bell
- 7 Alysha Clark
- 81 Alaina Coates
- 41 Kiah Stokes
- 22 A'ja Wilson

Natalie Nakase
Tera Giroux
Bandel Talib Jr.

PRO-NUN-C-A-SHUN GUYD

KEER-stin
uh-LEE-sha
uh-LAY-uh COATS
KEE-uh
A-zhuh (like the continent, Asia)

nuh-KAH-say
TAIR-up guh-ROO
ban-DELL tah-LEEB