



Las Vegas Aces (30-4) at Washington Mystics (15-18)

August 26, 2023 | Entertainment Sports Arena | Washington, DC | 4 pm PT | TV: SSSN & NBA TV

Game #35, Road Game #18

Aces Media Relations—John Maxwell, (951) 203-3208, jmaxwell@lasvegasaces.com

Caroline Williams (725) 289-8896, cwilliams@lasvegasaces.com

2023 Schedule/Results

	Date	Opponent	Time/Result
May	20	@ Seattle (ABC)	W 105-64
	25	@ Los Angeles (CBS SN)	W 94-85
	27	Los Angeles (NBA TV)	W 93-65
	28	Minnesota (CBS Sports Network)	W 94-73
June	2	@ Atlanta (ION)	W 92-87
	4	@ Indiana (CBS Sports Network)	W 84-80
	6	@ Connecticut	W 90-84
	8	@ Connecticut (Amazon Prime)	L 77-94
	11	Chicago (ESPN3)	W 93-80
	15	Seattle (Amazon Prime)	W 96-63
	18	Minnesota (NBA TV)	W 93-62
	21	@ Phoenix (NBA TV)	W 99-79
	24	Indiana (NBA TV)	W 101-88
July	26	Indiana (CBS Sports Network)	W 88-80
	29	New York (Amazon Prime)	W 98-81
	1	Connecticut (ABC)	W 102-84
	5	Dallas	W 89-82
	7	@ Dallas (ION)	L 78-80
	9	@ Minnesota	W 113-89
	11	Phoenix (CBS Sports Network)	W 98-72
	12	@ Los Angeles (CBS SN)	W 97-78
	20	@ Seattle (Amazon Prime)	W 79-63
	22	@ Minnesota (ESPN)	W 98-81
August	25	@ Chicago (ESPN)	W 107-95
	30	Dallas (CBS Sports Network)	W 104-91
	1	Atlanta	W 98-81
	6	@ New York (ABC)	L 61-99
	8	@ Dallas (CBS Sports Network)	W 104-84
	11	Washington (ION)	W 113-89
	13	Atlanta (CBS Sports Network)	W 86-65
	Commissioner's Cup Championship		
	15	New York (Amazon Prime)	L 79-63
	17	New York (Amazon Prime)	W 88-75
September	19	Los Angeles (ABC)	L 72-78
	22	@ Atlanta (CBS Sports Network)	W 112-100
	24	@ Chicago (NBA TV)	W 94-87
	26	@ Washington (NBA TV)	4:00 pm
	28	@ New York (ESPN2)	4:00 pm
	31	Washington (Amazon Prime)	7:00 pm
	2	Seattle (NBA TV)	6:00 pm
	8	@ Phoenix (ION)	7:00 pm
	10	\$ Phoenix (ESPN2)	12:00 pm
	\$ To be played at T-Mobile Arena		
	Commissioner's Cup Games in Blue		
	All times Pacific and subject to change		



0




22



41



10



12

Hole Cards

Jackie Young	F	5th Year	6-0	Notre Dame '19
2023	PPG 18.3	RPG 3.9	APG 3.7	SPG 1.4
Career	12.9	4.0	3.7	1.1
2023 Ranks	8th	---	16th	9th
Career Notes	2022 WNBA Champ • 2-time All-Star • 2022 Most Improved Player • 2022 1st Team • 2020 U.S. Olympic gold (3x3) • 2019 All-Rookie			

A'ja Wilson	C	6th Year	6-4	South Carolina '18
2023	PPG 22.1	RPG 9.5	APG 1.8	SPG 1.4
Career	19.7	8.6	2.2	1.1
2023 Ranks	3rd	2nd	---	*12th
Career Notes	2022 WNBA Champ • 2020, 2022 M'VP • 5-time All-Star • 3-time All-WNBA honoree • 2018 Rookie of Year • 2020 U.S. Olympic gold & 2-time WC gold (5x5)			

Kiah Stokes	C	9th Year	6-3	Connecticut '15
2023	PPG 2.3	RPG 5.9	APG 0.6	SPG 0.6
Career	4.0	5.9	0.7	0.5
2023 Ranks	---	18th	---	13th
Career Notes	2022 WNBA Champ • 2015 All-Defensive second team • 2015 All-Rookie Team			

Kelsey Plum	G	6th Year	5-8	Washington '17
2023	PPG 18.9	RPG 2.5	APG 4.4	SPG 1.0
Career	13.5	2.5	3.9	0.9
2023 Ranks	7th	---	13th	28th
Career Notes	2022 WNBA Champ • 2022 All-WNBA 1st Team • 2022 All-Star MVP • 2-time All-Star • 2021 6th PoY • 2020 U.S. Olympic gold (3x3) • 2-time USA WC gold (5x5)			

Chelsea Gray	G	9th Year	5-11	Duke '14
2023	PPG 15.2	RPG 3.9	APG 7.3	SPG 1.4
Career	12.3	3.1	5.0	1.1
2023 Ranks	21st	---	3rd	*10th
Career Notes	2016, 2022 WNBA Champ • 2022 Finals MVP • 5-time All-Star • 2017, 2019 All-W Teams (2nd, 1st) • 2020 U.S. Olympic gold (5x5), 2022 USA WC gold (5x5)			

The Turn

Kierstan Bell	G	2nd Year	6-1	FGCU '22	4.0 ppg, 1.5 rpg
Alysha Clark	F	10th Year	5-11	Middle Tenn. '10	6.6 ppg, 3.2 rpg, .400 3P%
Alaina Coates	C	5th Year	6-4	South Carolina '17	1.5 ppg, 1.2 rpg
Sydney Colson	G	9th Year	5-8	Texas A&M '11	0.8 ppg, 0.3 rpg, 0.9 apg
Cayla George	C	4th Year	6-4	Australia	2.4 ppg, 1.7 rpg
Candace Parker	F	16th Year	6-4	Tennessee '08	9.0 ppg, 5.4 rpg, 3.7 apg
Riquna Williams	G	11th Year	5-7	Miami '12	DNP



CONGRATULATIONS!

If you are reading this, it means that you have made the wise decision to cover a WNBA game featuring the defending WNBA Champion Las Vegas Aces. Odds are, you a member of one of the most prestigious media outlets in the nation, and a talented print, radio or television personality.

Regardless of how these Game Notes came into your possession, welcome to year 6 of the Las Vegas Aces—our first as the defending WNBA Champs.

These Game Notes are designed to simplify your coverage of the Aces, but in a society that now likes to communicate in ~~140 280-~~ characters or less, 30-second Tik Tok videos, even a modest-sized set of Game Notes like this one can be intimidating.

Over the rest of this page, we will walk you through the complexities of this document to further enhance your ability to cover the most entertaining team in the WNBA.

Before we begin, we want you to know that we've gone interactive with notes this year. Embedded links will take you to the [interweb page](#) that contains more information on each note or tidbit of information. Click through to your heart's content!

So let's get started. These notes are divided into 3 primary sections: Season Notes, Individual Player Profiles and Statistics.

Statistics

Let's take these items in reverse order. If all you need are our season statistics, just flip to the end of these notes. Both team's stats are always located on the second to last page.

There is also a separate statistical packet in a different document with more detailed information about both teams.

The back page is the Media Cheat Sheet roster, complete with head shots to help you quickly identify our players.

What about box scores? Some folks like to see the box score from the previous games in Game Notes, while some folks like to peruse all of that season's box scores. Some like to see the box scores from previous meetings between the two teams playing today.

Given all these possibilities, with the exception of 2023 games between the two teams playing today, we have decided not to include any box scores ~~because we are lazy~~ in an effort to rid the planet of unnecessary paper waste. All WNBA box scores (PDFs) are located online and can be [downloaded here](#).

Additional Notes

Notes you've seen plenty of times, are still important, but not enough to take up prime real estate in the front of the game notes.

Individual Player Profiles

Each player on the roster has at least one page of info in this doc.

Included in these are ...

- Notes from the 2023 season
- Notes from previous seasons
- Streaks that paint a statistical picture of the player's most recent efforts.
- Single-season and career highs.
- Career Stats
- Links to a more robust bio online

Additional information is available on each player's online biography, linked from various spots in the notes, including the front page, but these should give you what you need to cover the game.

Season Notes

This area is divided into 3 primary sections.

As the season progresses, the first notes will be super specific to this year's team and players, and should tell the story of the season, essentially answering the question, "Why do the Aces have the record they have?"

The second section contains interesting milestones or tidbits about this year's team or individuals.

The third section includes information from recent seasons that might (in theory) still have relevance to this year's team.

Today's Opponent

These pages let you know how the Aces have performed historically against today's opponent (pages 4-5)

Additional Information

Also included in these notes are an Aces' roster, and Pronunciation Guide (page 3).

Frequently Asked Question

"I have found several typos in this document." Would you like to know about them?"

Yes, we would, but you should know that there are many people in the world who are not happy unless they find fault in the work of others. In an effort to boost their self-confidence, we have intentionally sprinkled several typos in this document to assist them, so we may already be aware of the typos of which you speak.

Epilogue

If you have any additional questions, please don't hesitate to reach out to the following people:

Director of Media Relations John Maxwell
(951) 203-3208
jmaxwell@lasvegasaces.com

Assistant Director of Media Relations Caroline Williams
(725) 289-8896
cwilliams@lasvegasaces.com

Thanks again for your interest in covering the Las Vegas Aces.

Follow us @LVAcas





Alphabetical

NO	NAME	POS	HGT	WGT	DATE OF BIRTH	EXP	COLLEGE	HOMETOWN
1	Kierstan Bell	F	6-1	176	March 16, 2000	1	FGCU	Alliance, OH
7	Alysha Clark	F	5-11	167	July 7, 1987	10	Middle Tennessee	Denver, CO
51	Sydney Colson	G	5-8	140	August 6, 1989	8	Texas A&M	Houston, TX
81	Alaina Coates	C	6-4	205	April 7, 1995	5	South Carolina	Irmo, SC
13	Cayla George	C/F	6-4	192	May 1, 1989	3	Australia	Queensland, Australia
12	Chelsea Gray	G	5-11	170	October 8, 1992	8	Duke	Hayward, CA
3	Candace Parker	F/C	6-4	184	April 19, 1986	15	Tennessee	Naperville, IL
10	Kelsey Plum	G	5-8	145	August 24, 1994	5	Washington	San Diego, CA
41	Kiah Stokes	C	6-3	191	March 30, 1993	7	Connecticut	Cedar Rapids, IA
2	Riquna Williams	G	5-7	165	May 28, 1990	10	Miami	Pahokee, FL
22	A'ja Wilson	C/F	6-4	195	August 8, 1996	5	South Carolina	Hopkins, SC
0	Jackie Young	G	6-0	165	September 16, 1997	4	Notre Dame	Princeton, IN

Numerical

NO	NAME	POS	HGT	WGT	DATE OF BIRTH	EXP	COLLEGE	HOMETOWN
0	Jackie Young	G	6-0	165	September 16, 1997	4	Notre Dame	Princeton, IN
1	Kierstan Bell	F	6-1	176	March 16, 2000	1	FGCU	Alliance, OH
2	Riquna Williams	G	5-7	165	May 28, 1990	10	Miami	Pahokee, FL
3	Candace Parker	F/C	6-4	184	April 19, 1986	15	Tennessee	Naperville, IL
7	Alysha Clark	F	5-11	167	July 7, 1987	10	Middle Tennessee	Denver, CO
10	Kelsey Plum	G	5-8	145	August 24, 1994	5	Washington	San Diego, CA
12	Chelsea Gray	G	5-11	170	October 8, 1992	8	Duke	Hayward, CA
13	Cayla George	C/F	6-4	192	May 1, 1989	3	Australia	Queensland, Australia
22	A'ja Wilson	C/F	6-4	195	August 8, 1996	5	South Carolina	Hopkins, SC
41	Kiah Stokes	C	6-3	191	March 30, 1993	7	Connecticut	Cedar Rapids, IA
51	Sydney Colson	G	5-8	140	August 6, 1989	8	Texas A&M	Houston, TX
81	Alaina Coates	C	6-4	205	April 7, 1995	5	South Carolina	Irmo, SC

Head Coach	Becky Hammon (Colorado State '99)
First Assistant Coach	Natalie Nakase (UCLA '03)
Asst. Coach/Head of Player Development	Tyler Marsh (Birmingham-Southern College '11)
Assistant Coach	Charlene Thomas-Swinsont (Auburn '87)
Medical Director	Laura Ramus
Assistant Medical Director	Tera Giroux
Head Athletic Trainer	Bandeale Talib Jr.
Performance Coach	Jeremiah Welch
Massage Therapist	Lujene Clark

PRONUNCIATION GUIDE

1	Kierstan Bell
7	Alysha Clark
81	Alaina Coates
41	Kiah Stokes
2	Riquna Williams
22	A'ja Wilson

PRO-NUN-C-A-SHUN GUYD

KEER-stin
uh-LEE-sha
uh-LAY-nuh COATS
KEE-uh
rih-QWAHN-uh
A-zhuh (like the continent, Asia)

Natalie Nakase	nuh-KAH-say
Tera Giroux	TAIR-uh guh-ROO
Lujene Clark	LOO-zhean
Bandeale Talib Jr.	ban-DELL tah-LEEB



ACES' ALL-TIME RESULTS VS. MYSTICS



Regular Season History

Overall	27-27
Home	13-14
Road	14-13
Overtime	0-0

Playoff History

Overall	1-3
Home	1-1
Road	0-2
Overtime	0-0

Overall History

Overall	28-30
Home	14-15
Road	14-15
Overtime	0-0

Streaks (incl playoffs)

Overall	L 3
Home	L 1
Road	L 2

Date	H/A	Opponent	W/L	LV	DAL
June 13, 1998		Washington	W 1	78	77
June 19, 1998	@	Washington	L 1	76	85
July 8, 1999	@	Washington	W 1	81	65
July 26, 1999		Washington	W 2	73	61
June 17, 2000		Washington	W 3	70	67
June 29, 2001	@	Washington	L 1	64	74
June 4, 2002		Washington	L 2	89	97
July 20, 2002	@	Washington	W 1	83	73
June 10, 2003	@	Washington	L 1	72	79
July 19, 2003		Washington	L 2	77	85
June 17, 2004	@	Washington	L 3	60	76
Sept. 15, 2004		Washington	L 4	73	84
June 7, 2005		Washington	W 1	71	62
July 28, 2005	@	Washington	L 1	58	73
July 21, 2006		Washington	L 2	77	80
Aug. 8, 2006	@	Washington	L 3	79	91
July 3, 2007	@	Washington	W 1	84	79
Aug. 7, 2007		Washington	L 1	73	77
June 6, 2008		Washington	W 1	62	53
July 6, 2008	@	Washington	W 2	83	75
June 30, 2009		Washington	L 1	82	84
July 15, 2009	@	Washington	W 1	79	78
July 29, 2010	@	Washington	W 2	79	75
Aug. 17, 2010		Washington	L 1	66	76
July 26, 2011	@	Washington	W 1	73	67
Sept. 10, 2011		Washington	W 2	82	74
July 6, 2012	@	Washington	W 3	78	73
Aug. 21, 2012		Washington	W 4	75	72
July 12, 2013		Washington	L 1	73	83
July 16, 2013	@	Washington	L 2	64	86
June 24, 2014		Washington	L 3	70	81
June 29, 2014	@	Washington	W 1	73	65
July 31, 2015		Washington	L 1	53	88
Aug. 5, 2015	@	Washington	L 2	63	66

Date	H/A	Opponent	W/L	LV	DAL
June 29, 2016	@	Washington	W 1	84	67
July 6, 2016		Washington	W 2	77	70
Aug. 28, 2016	@	Washington	W 3	85	74
May 14, 2017	@	Washington	L 1	74	89
July 25, 2017		Washington	L 2	76	85
Aug. 4, 2017		Washington	W 1	76	74
May 22, 2018	@	Washington	L 1	70	75
June 1, 2018		Washington	W 1	85	73
Aug. 3, 2018	@	Washington	L 1	Forfeit	
June 20, 2019		Washington	L 2	72	95
%Aug 5, 2019		Washington	L 3	70	99
July 13, 2019	@	Washington	W 1	85	81
Sept. 17, 2019	@	Washington	L 1	95	97
Sept. 19, 2019	@	Washington	L 2	91	103
Sept. 22, 2019		Washington	W 1	92	75
Sept. 24, 2019		Washington	L 1	90	94
Aug. 5, 2020	@	Washington	W 1	83	77
Aug. 15, 2020		Washington	W 2	88	73
June 5, 2021	@	Washington	W 3	96	93
Aug. 15, 2021		Washington	W 4	84	83
Aug. 17, 2021		Washington	W 5	93	83
May 10, 2022	@	Washington	L 1	76	89
June 25, 2022		Washington	L 2	86	87
Aug. 2, 2022	@	Washington	L 3	73	83
Aug. 11, 2023		Washington	W 1	113	89
Aug. 26, 2023	@	Washington			
Aug. 31, 2023		Washington			

%The first half of the game was played July 5, then suspended at halftime due to a 7.1 magnitude earthquake, whose epicenter was approximately 120 miles north of Los Angeles. The Mystics led 51-36 at halftime and the teams played the second half on Aug. 5.



WOMEN'S NATIONAL BASKETBALL ASSOCIATION

OFFICIAL SCORER'S REPORT FINAL BOX

Friday, August 11, 2023 Michelob ULTRA Arena, Las Vegas, NV
Officials: #34 Maj Forsberg, #5 Tiara Cruse, #15 Fatou Cissoko-Stephens

Game Duration: 1:54
Attendance: 9364

VISITOR: Washington Mystics (13-16)

	POS	MIN	FG	FGA	3P	3PA	FT	FTA	OR	DR	TOT	A	PF	ST	TO	BS	+/-	PTS
15 Brittney Sykes	F	30:57	5	12	2	3	0	0	1	5	6	6	4	1	3	0	-13	12
2 Myisha Hines-Allen	F	25:01	5	14	0	5	5	5	1	6	7	5	2	0	3	1	-4	15
21 Tianna Hawkins	C	24:31	8	11	2	4	1	1	3	7	10	2	2	2	1	1	-7	19
32 Shatori Walker-Kimbrough	G	31:30	1	4	1	1	0	0	0	5	5	2	2	0	0	1	-14	3
9 Natasha Cloud	G	33:37	7	17	4	9	3	3	0	4	4	6	1	0	2	0	-20	21
3 Li Meng		25:41	2	9	2	6	0	0	0	0	0	5	1	0	1	0	-23	6
4 Queen Egbo		18:32	5	8	0	0	0	2	2	1	3	1	3	1	2	1	-28	10
22 Cyesha Goree		07:30	1	2	1	2	0	0	0	0	0	0	0	0	0	0	-4	3
5 Linnae Harper		02:41	0	2	0	1	0	0	0	0	0	0	1	0	0	0	-7	0
		200:00	34	79	12	31	9	11	7	28	35	27	16	4	12	4	-24	89
			43%			38.7%		81.8%		TM REB: 7								TOT TO: 12 (20 PTS)

HOME: LAS VEGAS ACES (26-3)

	POS	MIN	FG	FGA	3P	3PA	FT	FTA	OR	DR	TOT	A	PF	ST	TO	BS	+/-	PTS
0 Jackie Young	F	32:33	4	11	3	5	6	6	0	2	2	4	0	1	3	0	19	17
22 A'ja Wilson	F	30:48	17	25	0	1	6	7	1	11	12	1	3	2	1	1	16	40
41 Kiah Stokes	C	21:17	0	1	0	0	0	0	1	5	6	0	1	1	0	0	1	0
10 Kelsey Plum	G	33:13	7	10	3	5	2	2	0	0	0	10	2	2	1	0	18	19
12 Chelsea Gray	G	35:14	7	15	4	7	1	1	0	3	3	10	2	0	1	0	14	19
7 Alysha Clark		24:58	1	3	0	2	0	0	1	5	6	2	1	1	0	0	20	2
1 Kierstan Bell		13:54	4	9	3	6	0	0	0	2	2	1	1	1	0	0	11	11
13 Cayla George		02:41	1	2	1	2	0	0	0	2	2	0	0	0	1	0	7	3
51 Sydney Colson		02:41	0	0	0	0	0	0	0	0	0	1	0	1	0	0	7	0
81 Alaina Coates		02:41	1	1	0	0	0	0	0	1	1	0	0	0	0	0	7	2
		200:00	42	77	14	28	15	16	3	31	34	29	10	9	7	1	24	113
			54.5%			50%		93.8%		TM REB: 7								TOT TO: 7 (8 PTS)

SCORE BY PERIOD	1	2	3	4	FINAL
Mystics	21	27	26	15	89
ACES	30	27	31	25	113

Inactive: Mystics - Atkins (Injury/Illness - Left ankle Sprain), Austin (Injury/Illness - Left hip Strain), Delle Donne (Injury/Illness - Left Ankle Sprain), Toliver (Injury/Illness - Right Plantar Fasciitis)
Inactive: Aces - Parker (Injury/Illness - Foot Surgery), Williams (Not With Team)
Points in the Paint: Mystics 36 (18/33), ACES 46 (23/39)
2nd Chance Points: Mystics 8 (4/8), ACES 8 (4/8)
Fast Break Points: Mystics 14 (6/9), ACES 11 (5/8)
Biggest Lead: Mystics 0, ACES 27
Lead Changes: 0
Times Tied: 2

Technical fouls - Individual

Mystics (0): NONE

ACES (1): Plum 1:45 3rd

Technical fouls - Non-Unsportsmanlike

Mystics (1): Hawkins 9:48 1st (Defensive Three Seconds)

ACES (0): NONE



GAME NOTES (STATS & RANKINGS THROUGH 8/25)

FEELING RANK (2023)

	PPG	RPG	APG	SPG	BPG	MPG	FG%	3P%	FT%
Alysha Clark	---	---	---	---	---	---	---	11th	---
Chelsea Gray	21st	---	3rd	*10th	24th	13th	13th	5th	4th
Kelsey Plum	7th	---	13th	28th	---	15th	16th	12th	5th
Kiah Stokes	---	18th	---	---	13th	---	---	---	---
A'ja Wilson	3rd	2nd	---	*12th	1st	24th	4th	---	30th
Jackie Young	8th	---	16th	9th	---	17th	6th	1st	18th

*Tie

INTO THE HOME STRETCH

The Aces have sewn up at least a top two seed in the WNBA postseason, and they lead the 2nd place New York Liberty by 3.5 games with 6 to play. The Mystics could still finishes as high as 4th, or miss the playoffs entirely.

2023 WNBA STANDINGS

Team	W	L	GB	Pct
1. Las Vegas	30	4	—	.882
2. New York	26	7	3.5	.788
3. Connecticut	23	11	7.0	.676
4. Dallas	18	16	12.0	.529
5. Minnesota	17	17	13.0	.500
6. Atlanta	16	18	14.0	.471
7. Los Angeles	15	18	14.5	.455
8. Washington	15	18	14.5	.455
---	---	---	---	---
9. Chicago	13	21	17.0	.382
10. Indiana	10	24	20.0	.294
11. Seattle 10	24	20.0	.294	
12. Phoenix	9	24	20.5	.273

2023 ACES RECORDS

	Season	Home	Road	Streak
Overall	30-4	16-1	13-3	W 2
East	15-2	9-0	5-2	W 5
West	15-2	7-1	8-1	L 1
Commissioner's Cup	9-1	5-0	4-1	W 2
Overtime	0-0	0-0	0-0	---
Streak	W 2	L 1	W 3	---

NEVER BEEN BETTER

The Aces Big 4 of Chelsea Gray, Kelsey Plum, A'ja Wilson and Jackie Young are firing off career-high seasons in various categories.

Gray, who is dishing out a franchise-high 7.3 assists, is posting highs of 15.2 points and 3.9 rebounds.

Plum's shooting from the field overall (.482) and from 2-point range (.554) are her best shooting performances since joining the league in 2017.

Wilson is currently posting career-highs of 22.1 points, 9.5 rebounds and 54.3 percent from the field.

Young has increased her scoring to 18.3 points a game on career-bests 53.3 percent from the field overall, 58.5 percent from 2-point range and a league-high 45.8 percent from 3-point.

A'JA THE LOVE BUG

A'ja Wilson poured in a WNBA record-tying 53 points in the Aces 112-100 victory over Atlanta on Aug. 22. The 53-point outburst also set a new franchise scoring standard—just 11 days after tying the previous franchise-high of 40 points set initially by Kelsey Plum on July 9.

Top 3 WNBA Single-Game Scoring Leaders

Player	PTS	Date	Team	OPP
A'ja Wilson	53	8/22/23	Aces	Dream
Liz Cambage	53	7/17/18	Wings	Liberty
Riquna Williams	51	9/8/13	Shock	Silver Stars

Top 5 Franchise Single-Game Scoring Leaders

Player	PTS	Date	OPP
A'ja Wilson	53	8/22/23	Dream
A'ja Wilson	40	8/11/23	Mystics
Kelsey Plum	40	7/9/23	Lynx
Danielle Adams	39	9/15/13	Dream
A'ja Wilson	39	6/29/19	Fever

50+ MONEY LINE

In scoring 53 points (16-23 FGs, 1-1 3FGs, 20-21 FTs), Wilson:

- Scored 20 or more points for a league-best 24th time this season, and the 98th time in her career. She now ranks 19th in WNBA history for most career 20+ point games, behind Brittney Griner in 18th place with 104.
- Scored 30 or more points for the 10th time in her career, tying her with Becky Hammon for most 30+ point games in franchise history.
- Scored at least 40 points in a game twice this season, making her the 7th player in WNBA history to score 40 or more points in a game twice in the same year.
- Made 20 free throws, marking the second-most free throws ever made in a WNBA game (22, Cynthia Cooper)
- Set the franchise single-season scoring record (735-as of Aug. 22), passing Kelsey Plum's 726 points scored in 2022.



CRIBBAGE CHAMPIONS

Las Vegas' win over Chicago last night was its 30th of the season, passing the 2014 Phoenix Mercury (29-5) for the most wins in a WNBA season.

Most Wins in WNBA History

Team	Year	W	L	Pct
Las Vegas	2023	30	4	.882
Phoenix	2014	29	5	.853
Los Angeles	2000	28	4	.875
Los Angeles	2001	28	4	.875
Seattle	2010	28	6	.824
Minnesota	2016	28	6	.824

CHASING HISTORY

If the Aces run the table in their remaining 6 games, they would tie the 1998 Houston Comets (27-3, .900) for the highest winning percentage in league history. Only 4 teams in the history of the W have ever finished higher than .850.

Team	Year	Win%	Wins	Games
Houston	1998	.900	27	30
Las Vegas	2023	.882	30	34
Los Angeles	2000	.875	28	32
Los Angeles	2001	.875	28	32
Phoenix	2014	.853	29	34

KNOCKING AT THE DOORSTEP OF HISTORY

The 2023 Aces, who have won a WNBA record 23 games by 10 or more points, have their sights set on a number of other WNBA records this season. Here are just a few:

Record	2023 Aces	Current Holder
Scoring Differential	+13.4	+12.8 (Houston, 2000)
Wins by 10+ Points	23	23 (Las Vegas, 2023)
Wins by 20+ Points	12	13 (Washington, 2019)
Wins by 30+ Points	3	4 (Los Angeles, 2013)
Points Per Game	93.7	93.9 (Phoenix, 2010)
Field Goal Percentage	.490	.491 (Chicago, 2020)
2-Point Field Goal Percentage	.548	.557 (Chicago, 2020)
Offensive Efficiency Rating	113.8	112.9 (Washington, 2019)

TOP OF THE PECKING ORDER

Seven teams in WNBA history have boasted both the best offense and defense in the same season as measured by Offensive (OER) and Defensive Efficiency Ratings (DER)—points scored and allowed per 100 possessions—and 6 of them have won the title (*). The Aces have their sights set on becoming the 8th, currently ranking first for both OER and DER.

Team	Year	OER	DER
Houston *	1998	104.1	86.7
Houston *	1999	104.4	91.4
Houston *	2000	109.1	90.8
Phoenix *	2014	106.4	94.1
Minnesota	2016	107.4	96.6
Minnesota *	2017	108.5	94.4
Seattle *	2020	108.3	93.3
Las Vegas	2023	113.8	97.5

POINT GAWD OR SHOOTING GAWD?

Since the 2022 All-Star Break, and including the 2022 postseason, the 2022 WNBA Finals MVP is averaging 16.5 points and 7.0 assists, while connecting on 52.9% from the field, 45.2% from 3-point range, and 91.2% from the free throw line.

For context, in the 21 games played prior to the 2022 midseason break, Gray averaged 12.4 points, 6.0 assists and shot 45.5% from the field, 29.1% from 3-point and 91.3% from the line.

Only 4 players in WNBA history have averaged more than 16.0 points and 6.0 assists over a full season. None came as close to shooting as well as Gray has over the 58 games since the 2022 All-Star Break.

	YEAR	PPG	APG	FG%	3G%	FT%
Chelsea Gray	2022 pre-AS	12.4	6.0	45.5	29.1	91.3
Chelsea Gray	Post 2022 AS	16.3	6.9	52.5	45.4	91.1
Diana Taurasi	2013	20.3	6.2	45.6	34.6	85.4
Candace Parker	2015	19.4	6.3	48.9	27.9	81.5
Diggins-Smith	2018	17.9	6.2	40.3	29.7	83.9
Sabrina Ionescu	2022	17.4	6.3	41.1	33.3	93.1

CENTURY 2023

The Aces scored 100 or more points in 7 games in 2021 and 2022, and upped that to 9 times this year. The WNBA record for most times reaching the century mark in a season is 10 by the 2010 Phoenix Mercury.

Year	Team	100+ Pt Gms
1. 2010	Phoenix	10
2. 2009	Phoenix	9
2023	Las Vegas	9
3. 2007	Phoenix	8
4. 2021	Las Vegas	7
2022	Las Vegas	7

SHOOTING OFF FIREWORKS

The Aces continue to post league-bests of 49.0% shooting from the field, 38.2% from 3-point range and 84.5% from the line. No team has ever finished the season leading in all 3 categories.

BE SURE TO GET ENOUGH POTASSIUM IN YOUR DIET

A'ja Wilson (22.1), Kelsey Plum (18.9) and Jackie Young (18.3) are vying to become the first trio of W teammates to average 18 or more points per game in the same season.



SILENT BUT DEADLY ASSASSIN

Jackie Young may be quiet off the court, but she is a deadly assassin on it. She is connecting on a league-best 45.8 percent of her 3-pointers on the year, and is taking a run at the top 5 in WNBA history for highest 3-point percentage attempting at least 150 from distance. The record is 45.3 percent set by Maya Moore in 2023, but Young is in good shape to claim that title.

WNBA All-Time Single-Season 3-Point % (Minimum 150 Attempts)

Player	Year	Team	3PM	3PA	3P%
Jackie Young	2023	Aces	77	168	.458
Maya Moore	2013	Lynx	72	159	.453
Sue Bird	2016	Storm	72	162	.444
Sabrina Ionescu	2023	New York	111	251	.442
Allie Quigley	2019	Chicago	80	181	.442

One year ago, Kelsey Plum set the mark for highest 3-point field goal percentage by a player taking at least 200 attempts, which Young should pass if she closes in on 200 3-point attempts this the year.

WNBA All-Time Single-Season 3-Point % (Minimum 200 Attempts)

Player	Year	Team	3PM	3PA	3P%
Sabrina Ionescu	2023	Liberty	11	251	.442
Kelsey Plum	2022	Aces	113	269	.420
Sugar Rodgers	2016	Liberty	86	208	.413
Diana Taurasi	2006	Mercury	121	305	.397
Diana Taurasi	2011	Mercury	81	205	.395

~~~

|              |      |      |    |     |      |
|--------------|------|------|----|-----|------|
| Jackie Young | 2023 | Aces | 77 | 168 | .458 |
|--------------|------|------|----|-----|------|

Since the start of the 2022 season, Young ranks 1st and Kelsey Plum lists 2nd in 3-point field goal percentage among players with a minimum of 100 made 3-pointers.

| Player             | 3PM | 3PA | 3P%   |
|--------------------|-----|-----|-------|
| 1. Jackie Young    | 127 | 284 | 44.72 |
| 2. Kelsey Plum     | 194 | 473 | 41.02 |
| 3. Kelsey Mitchell | 157 | 392 | 40.05 |

## 2023 AWARD WINNERS

### Western Conference Player of the Month

|                 |      |          |          |          |
|-----------------|------|----------|----------|----------|
| A'ja Wilson (6) | June | 19.5 ppg | 8.9 rpg  | 53.4 FG% |
| A'ja Wilson (7) | July | 22.7 ppg | 10.1 rpg | 57.3 FG% |

### Western Conference Player of the Week

|                  |       |          |          |          |
|------------------|-------|----------|----------|----------|
| A'ja Wilson (12) | Wk 5  | 24.0 ppg | 11.0 rpg | 55.6 FG% |
| A'ja Wilson (13) | Wk 8  | 29.0 ppg | 14.5 rpg | 71.9 FG% |
| Chelsea Gray (2) | Wk 9  | 24.5 ppg | 5.5 rpg  | 8.5 apg  |
| A'ja Wilson (14) | Wk 11 | 29.7 ppg | 11.7 rpg | 2.3 spg  |

### Coach of the Month

|                  |      |             |
|------------------|------|-------------|
| Becky Hammon (2) | June | 10-1 Record |
|------------------|------|-------------|

## THAT'S OFFENSIVE

The Aces have had one of the best offenses in the W since making the move to Vegas. In 2020 they ranked 2nd in the WNBA in Offensive Efficiency, and in each of the past two years they finished 1st.

| Year | OER   | Rank          |
|------|-------|---------------|
| 2018 | 102.0 | 6th out of 12 |
| 2019 | 99.1  | 5th out of 12 |
| 2020 | 107.3 | 2nd out of 12 |
| 2021 | 107.1 | 1st out of 12 |
| 2022 | 109.6 | 1st out of 12 |
| 2023 | 113.8 | 1st out of 12 |

## TWO OF A KIND

Jackie Young currently ranks 1st and Chelsea Gray ranks 5th, a mere .014 off of 2nd place, in the WNBA in 3-point field goal percentage. Only one pair of teammates in either the WNBA or NBA has ever finished 1-2 in that category—Jennifer Azzi (.517) and Sandy Brondello (.487) in 1999 with the Detroit Shock.

| Player              | 3G  | 3PA | 3P%  |
|---------------------|-----|-----|------|
| 1. Jackie Young     | 77  | 168 | .458 |
| 2. Tyasha Harris    | 27  | 61  | .443 |
| 3. Sabrina Ionescu  | 111 | 251 | .442 |
| 4. Karlie Samuelson | 40  | 93  | .430 |
| 5. Chelsea Gray     | 54  | 126 | .429 |

## BOOM! BOOM! OUT GO THE LIGHTS!

The Aces, who are shooting a league-high 49.0% from the field, own 5 of the top 11 single-game field goal percentages in the league this year, including a season-high 59.7% against the Lynx on July 9.

## NOTHIN' BUT NET

The Aces are threatening the league records for field goal percentage and 2-point field goal percentage in a season this year.

| Team        | Year | FG%   |
|-------------|------|-------|
| Chicago     | 2020 | 49.13 |
| Las Vegas   | 2023 | 49.00 |
| Los Angeles | 2016 | 48.71 |

| Team      | Year | 2PT%  |
|-----------|------|-------|
| Chicago   | 2020 | 55.66 |
| Las Vegas | 2023 | 54.83 |
| Chicago   | 2022 | 54.23 |

## 7.26 SHADES OF GRAY

After recording the 2nd- and 3rd-best passing seasons in franchise history over the previous 2 years, Chelsea Gray has placed herself in a good position to take the top spot.

| Player            | Year | APG  |
|-------------------|------|------|
| Chelsea Gray      | 2023 | 7.26 |
| Danielle Robinson | 2013 | 6.72 |
| Chelsea Gray      | 2022 | 6.06 |
| Chelsea Gray      | 2021 | 5.91 |
| Becky Hammon      | 2011 | 5.82 |



## GONE STREAKING ...

**Kierstan Bell**—Is averaging 5.7 points per game in the month of August after averaging 3.4 ppg over the first 3 months of the season... Scored a career-high 15 points vs. Atlanta on Aug. 1 after scoring 15 over her previous 5 games ... Went 3 for 6 from 3-point range vs. Atlanta on August 1 after making 3 of her previous 17 ... Has made 20 3-pointers in 2023 after making 3 during the entire 2022 campaign ... Played just 8 minutes on Aug. 24 at Chicago after averaging 15 minutes a game over the past 16 games.

**Alysha Clark**—Missed the game against Atlanta on Aug. 13 (back)... Has averaged 4.2 rebounds per game in last 15 games compared to 2.6 in her previous 10... Went 1 of 6 (.167) in last 2 games after shooting 51.4% from distance in her previous 11 games.

**Alaina Coates**—Averaged 1.5 points and 1.2 rebounds in her 6 games for the Aces after 1.0 points and 0.0 rebounds in 2 games for Phoenix in 2023.

**Sydney Colson**—Has dished out at least 1 assist in 9 of her last 13 games ... averaged 2 minutes in her last 5 games after playing 8:33 during the Aug. 6 loss to New York.

**Cayla George**—Averaged 4.5 points over her first 4 games, 1.3 points per game over the next 17 games, and 4.4 ppg over her last 5 games ... Prior to going 7 of 14 from 3-point over the past 6 games, was 1 for her last 25 from 3-point range over a 16-game span ... Grabbed at least 1 rebound (1.9 rpg) in 15 of her last 17 games.

**Chelsea Gray**—Registered the franchise's first points-rebounds-assists triple-double with 22 points, 11 assists and a career-high 11 rebounds against New York on Aug. 17 ... Has 9 double-doubles on the season, including 4 in the last 6 games (16.5 ppg, 9.3 apg) ... Got her first 4 double-doubles over the first 20 games of the year and last 5 came in the last 12 games ... Is 12 for 12 from the free throw line over her last 9 games after going 19 for 21 over her previous 2 games...Averaged 6.5 apg pre All-Star and 8.5 apg in the 13 games since.

**Candace Parker**—Injured (left foot surgery) and has not played since the July 7 loss at Dallas.

**Kelsey Plum**—Averaged 5.3 apg in last 7 games ... Prior to shooting 28.6 percent from 3-point in the Aug. 19 loss to LA, had shot 48.8 percent over the previous 7 games ... Has made at least 1 3-pointer in 27-straight games, which is the longest active streak in the league ... Has 13 games of 20 or more points over her last 23 games after reaching that mark just once in her first 10 games... Has made at least 2 (3.1 per game) 3-pointers in each of her last 10 games, which is tied for first with Kayla McBride as the longest such active streak in the league...Has been near-perfect from the line over the past 12 games, shooting 95.7% (45-47 FTs) at the charity stripe.

**Kiah Stokes**—Grabbed a career-high tying 17 rebounds at Chicago on July 25 and grabbed double-digit rebounds twice more in the 9 games since then ... Averaged 7.7 rpg over last 10 games compared to 4.9 rpg over the previous 10 ... averaged 5.4 rpg prior to All-Star and 6.8 rpg in the 13 games since the midseason break.

**A'ja Wilson**—Since scoring 9 points on 2 of 14 shooting from the field in the Aug. 6 loss at New York, averaged 29.4 ppg and 9.9 rpg, while connecting on 56.5% from the field and 90.7% from the line in the 7 games since ... Scored 20 or more points in 6 of her last 7 games ... Has at least 2 blocked shots in 22 of 34 games ... Since the All-Star break, increased production from pre-All-Star in scoring (19.7 to 26.1), rebounds (9.3 to 9.8) and free throw percentage (.770 to .870) ... Has played in 132 consecutive games, which is the longest active streak in the W ... Scored at least 20 points in 24 of 34 games ... Has 19 double-doubles, which ranks tied for 9th among all-time W single-season leaders, and 3rd among active double-double leaders.

**Jackie Young**—Has made at least 1 3-pointer in 26-straight games, which is tied with Kelsey Mitchell for the 2nd longest active streak in the league ...Had scored in double figures in every game this season prior to scoring 9 points vs Dallas on July 30, and is averaging 17.2 points per game in the 9 games since ... Shot 79.7% from the line in her first 21 games and made 94.2% (48 of 52) over the last 13 games...Dished out 4.4 apg over last 7 games after passing off for just 1 in each of the previous 2.

**Aces Offense**—Scored 90+ points in 24 games this year, including 9 games of 100 or more points ... Scoring differential through the first 34 games (+13.4) is the largest scoring differential over that span by any team in WNBA history...The Aces hit a perfect 18 of 18 from the line against Chicago on Aug. 24, and shot 95.1% from the charity stripe over the past 4 games after hitting 85.2% over the previous 9.

## 50-40-90

In 2019, Washington Mystics guard/forward Elena Delle Donne became the first, and to date only, member of the WNBA's 50-40-90 club by finishing a season with a field goal percentage of 50% or higher, a 3-point field goal percentage of 40% or higher, and a free throw percentage of 90% or higher while qualifying for league leadership in each category. Chelsea Gray is looking to join Delle Donne this year and teammate Kelsey Plum also is making a late run at the club, having recently raised her shooting slashline.

| Player       | FG%  | 3P%  | FT%  |
|--------------|------|------|------|
| Chelsea Gray | .494 | .429 | .926 |
| Kelsey Plum  | .482 | .397 | .919 |

## ALL ABOUT THAT PACE

The Aces have played at one of the fastest paces in the league since moving to Las Vegas as measured by possessions per 40 minutes.

|        | 2018 | 2019 | 2020 | 2021 | 2022 | 2023  |
|--------|------|------|------|------|------|-------|
| Pos/40 | 82.4 | 82.3 | 82.6 | 82.5 | 82.2 | 82.35 |
| Rank   | 1st  | 2nd  | 1st  | 1st  | 1st  | 2nd   |

## TYING A LLEGEND

A'ja Wilson scored 35 points against Minnesota on July 22 and her 82.4% (14-17 FGs) shooting from the field tied the mark for highest single-game field goal percentage for a W player attempting at least 17 field goals (Lisa Leslie, Aug. 1, 2002, 14-17 FGs).



## GAME NOTES (STATS & RANKINGS THROUGH 8/25)

### BLOCK PARTY

A'ja Wilson, who lists at No. 21 on the league's all-time career blocked shot list and 6th among active players, has blocked more shots than anyone else since entering the league in 2018.

#### Top 3 WNBA Shot Blockers Since 2018

| Name                  | Blocks |
|-----------------------|--------|
| 1. A'ja Wilson        | 326    |
| 2. Brittney Griner    | 270    |
| 3. Elizabeth Williams | 254    |

### JUST WIN, BABY!

The Aces have won more regular season games than any other WNBA team since the start of the 2019 season.

| Team        | <u>Wins</u> |
|-------------|-------------|
| Las Vegas   | 119         |
| Connecticut | 107         |

Las Vegas has also averaged the most points per game over that same time span ...

| Team        | <u>PPG</u> |
|-------------|------------|
| Las Vegas   | 88.89      |
| Chicago     | 84.16      |
| Connecticut | 82.15      |

... and has the highest field goal percentage ...

| Team      | <u>FG%</u> |
|-----------|------------|
| Las Vegas | 46.37      |
| Chicago   | 45.78      |
| Minnesota | 44.93      |

... and the highest 3-point field goal percentage ...

| Team        | <u>3FG%</u> |
|-------------|-------------|
| Las Vegas   | 37.05       |
| Seattle     | 36.08       |
| Connecticut | 35.02       |

### ONE GOOD TURNOVER DESERVES ANOTHER

The Aces took care of the basketball better than almost anybody in the WNBA in each of the past 3 seasons, finishing 0.1 behind Dallas in 2020. They led in fewest turnovers in 2021 and 2022, and are the tops in the league again this season.

#### Turnovers Per Game

|           | 2020 | 2021 | 2022 | <u>2023</u> |
|-----------|------|------|------|-------------|
| Las Vegas | 12.5 | 11.8 | 11.7 | 11.8        |
| Rank      | 2nd  | 1st  | 1st  | 1st         |

In looking at turnover percentage, which is the percentage of a team's possessions that end in a turnover, the Aces in 2021 and 2022 took better care of the ball in each possession better than any team in WNBA history, and lead the W in turnover percentage again this year.

#### WNBA All-Time Turnover Percentage Leaders

| Team         | Year | TO%  |
|--------------|------|------|
| 1. Las Vegas | 2021 | 14.1 |
| 2. Las Vegas | 2022 | 14.1 |
| 3. Las Vegas | 2023 | 14.3 |
| 4. Atlanta   | 2021 | 14.8 |

### TRIPLE A

A'ja Wilson established the franchise record for scoring average in a season as a rookie, and she is taking another run at it this year. She could also become the only player in franchise history to average 20 or more points in a season on 3 occasions.

| Player         | Year | <u>PPG</u> |
|----------------|------|------------|
| 1. A'ja Wilson | 2023 | 22.15      |
| 2. A'ja Wilson | 2018 | 20.67      |
| 3. A'ja Wilson | 2020 | 20.45      |
| 4. Kelsey Plum | 2022 | 20.17      |
| 5. A'ja Wilson | 2022 | 19.53      |

### IF A T(H)REE FALLS IN THE WOODS ...

Although the Aces have been one of the best 3-point shooting teams over the past 5 years, it wasn't always a big part of their arsenal. In 2022, the Aces began utilizing the 3-pointer to a much greater degree, more than doubling their average made and attempted 3s from 2018.

|       | 2018 | 2019 | 2020 | 2021 | 2022 | <u>2023</u> |
|-------|------|------|------|------|------|-------------|
| 3PPG% | 34.6 | 36.7 | 36.6 | 37.5 | 36.1 | 38.2        |
| Rank  | 7th  | 1st  | 4th  | 2nd  | 2nd  | 1st         |

|       | 2018 | 2019 | 2020 | 2021 | 2022 | <u>2023</u> |
|-------|------|------|------|------|------|-------------|
| 3PM/G | 3.8  | 5.5  | 4.2  | 5.1  | 9.5  | 9.3         |
| Rank  | 12th | 12th | 12th | 11th | 2nd  | 2nd         |

|       | 2018 | 2019 | 2020 | 2021 | 2022 | <u>2023</u> |
|-------|------|------|------|------|------|-------------|
| 3PA/G | 10.9 | 15.0 | 11.5 | 13.5 | 26.4 | 24.4        |
| Rank  | 12th | 12th | 12th | 12th | 3rd  | 3rd         |

### SLIDE OVER COACH

Entering 2022, Becky Hammon owned 5 of the top 6 slots on the Aces franchise leader board for made 3s in a season. Kelsey Plum topped that mark in the 26th game of the year last season. This year Plum and Jackie Young have moved 3 of Hammon's record years out of the top 6, and are in good position to finish at No. 2 and No. 3.

| Player       | Year | Team | 3PM |
|--------------|------|------|-----|
| Kelsey Plum  | 2022 | LV   | 113 |
| Kelsey Plum  | 2023 | LV   | 81  |
| Becky Hammon | 2012 | SA   | 80  |
| Jackie Young | 2023 | LV   | 77  |
| Becky Hammon | 2008 | SA   | 77  |

### RAREFIED AIR

Only 11 players in the history of the league have produced 40 or more games with 20+ points and 10+ rebounds. Of those 11, 5 are active and 2 feature on this year's Aces squad—Candace Parker (2nd) and A'ja Wilson (5th).

| Player              | 20P/10R<br>Dub-Dubs | Career<br>Games | % of<br>Games |
|---------------------|---------------------|-----------------|---------------|
| 1. Tina Charles     | 99                  | 391             | 25.3          |
| 2. Candace Parker   | 84                  | 410             | 20.4          |
| 3. Sylvia Fowles    | 82                  | 408             | 20.1          |
| 4. Lisa Leslie      | 77                  | 363             | 21.2          |
| 5. A'ja Wilson      | 58                  | 183             | 31.7          |
| 6. Tamika Catchings | 56                  | 457             | 12.3          |



## STARTER KIT

The Aces starters set a WNBA record in 2022 by scoring more points than any starting five in league history. Las Vegas is on pace to break that mark again in 2023.

| Team         | Year | PPG  |
|--------------|------|------|
| 1. Las Vegas | 2023 | 80.2 |
| 2. Las Vegas | 2022 | 77.5 |
| 3. Phoenix   | 2007 | 75.1 |

## LOW ON RESERVES

Las Vegas' bench averaged a league-record 35.0 points per game in 2020. Only 7 other teams in WNBA history have averaged more than 30 points per game from their reserves. Two years later, in the Aces' championship season, the bench averaged 12.9 points—12th in the league. This year, Las Vegas' reserves are averaging 13.5 points per game (fewest in the league), with the Dallas Wings right behind with 13.6 per game.

## ALL SHE DOES IS WIN, WIN, WIN

When Jackie Young turned 25 last September 16, she had 87 regular season wins to her credit—one off the record for most wins prior to turning 25 held by Lynx legend Maya Moore (88).

Mwadi Mabika held the league mark for wins through her 26th birthday until Jackie Young, at 25 years, 329 days, passed Mabika on Aug. 11, and now owns the record outright. Moore owns the No. 1 slot for wins before turning 27 with 136, something for Young to shoot for in 2024.

| Player          | Wins Before 26th Birthday |
|-----------------|---------------------------|
| 1. Jackie Young | 117                       |
| 2. Mwadi Mabika | 112                       |

## ALL SHE DOES IS WIN 2

While it's still early in her WNBA coaching career, not only did Becky Hammon lead the Aces to their first championship during her inaugural season at the helm, but she also boasts the highest winning percentage of any coach in WNBA history for those who have coached at least 70 games.

## Highest Winning %, minimum 70 games coached

| Coach          | W   | L   | PCT  |
|----------------|-----|-----|------|
| Becky Hammon   | 56  | 14  | .800 |
| Van Chancellor | 211 | 111 | .655 |
| Carol Ross     | 58  | 32  | .644 |
| Cheryl Reeve   | 298 | 166 | .642 |
| Sonny Allen    | 46  | 30  | .605 |

## FAST 50

No, not another Fast & The Furious sequel. Becky Hammon became the 2nd fastest coach in WNBA history to reach 50 wins when the Aces upended the Atlanta Dream, 98-81, on August 2. It was Hammon's 62nd game as a head coach in the league. Michael Cooper tops the list with 50 wins in his 1st 57 games on the sidelines.

| Coach          | Gm # |
|----------------|------|
| Michael Cooper | 57   |
| Becky Hammon   | 62   |
| Van Chancellor | 63   |

## HEIR B&B (BOARDS & BLOCKS)

A'ja Wilson, who secured her 1,500th career rebound this season, is currently 2nd in the league in rebounding (9.5 rpg) and leads the W in blocked shots (2.1 bpg).

Should she lead the league in both categories, she would become just the 3rd player in WNBA history to do so (Lisa Leslie, 2004 and Candace Parker, 2009).

Only one other player in franchise history has led the WNBA in rebounding (Natalie Williams, 2000).

Only 2 players in WNBA history have led the league in blocked shots 3 or more times (Margo Dydek, 8; Brittney Griner, 8). Should Wilson lead the league in 2023, it would be the 3rd time she has done so.

## LAYING POINTS

Only 21 players in WNBA history scored 40 or more points in a single game (as of Aug. 24 there have been a total of 38 40+ point games overall and 33 in the regular season). Kelsey Plum (at Minnesota, July 9) and A'ja Wilson (vs. Washington, Aug. 11) are 2 of them, having scored 40 points apiece in games this season. Wilson followed her 40-point game up with a 53-point outburst against Atlanta on Aug. 22.

Plum and Wilson became the first pair of teammates in league history to accomplish the feat in the same season. Only one franchise in W history has seen 3 different players score 40 or more, but not in the same season (Los Angeles: Kristi Toliver, 43, 2015; Lisa Leslie, 41, 2006; Candace Parker, 40, 2008).

## TRIPLE CROWN

Chelsea Gray made history with the first points-rebounds-assist game in franchise history when she recorded 22 points, a career-best 11 rebounds and 11 assists against New York on Aug. 17. It was the franchise's 2nd triple-double—Margo Dydek had 12 points, 11 rebounds and 10 blocked shots against the Orlando Miracle on June 7, 2001.

Gray's triple-double was the second of her career (13 points, 10 rebounds, 13 assists; July 7, 2019 vs. Washington). It also was the 30th in league history and 10th in the W this season through Aug. 22.

## PERFECT 10s

Against the Mystics on Aug. 11, Chelsea Gray and Kelsey Plum became just the second set of teammates in WNBA history to hand out 10 or more assists in the same game, and the first to do so in regulation time. The first set of teammates was ... well dang ... Gray again, only this time with Odyssey Sims in 2017 in a double overtime game with the Los Angeles Sparks.

| Player       | Asts | Player       | Asts | Team | Opp | Date                 |
|--------------|------|--------------|------|------|-----|----------------------|
| Chelsea Gray | 10   | Kelsey Plum  | 10   | LV   | WAS | Aug. 11, 2023        |
| Chelsea Gray | 10   | Odyssey Sims | 10   | LA   | CHI | Aug. 18, 2017 (2 OT) |

## TESTING, TESTING, 1, 2 .... 3?

In scoring a then-career-high 40 points (17-25 FGs, 0-1 3PTs, 6-7 FTs) against Washington on Aug. 11, A'ja Wilson not only tied the franchise record set by Kelsey Plum earlier this season, she also broke her own WNBA record for most points scored in a game without hitting a 3-pointer.

Also, Wilson's 17 made field goals are the second most in a game in WNBA history and the most in franchise history (18, Lauren Jackson, Seattle at Washington, July 24, 2007). Her 17 made 2-pointers tied Lauren Jackson's WNBA record for most made 2s in a game (Seattle vs. Los Angeles, Aug. 6, 2003).



## GAME NOTES (STATS & RANKINGS THROUGH 8/25)

### ALL RIGHT NOW

A'ja Wilson has made a living at the free throw line, leading the league in attempts in each of her first 3 seasons in the league, while finishing 2nd in 2021 and 3rd in 2022. She currently is ranked No. 1 this year.

|       | 2018 | 2019 | 2020 | 2021 | 2022 | 2023 |
|-------|------|------|------|------|------|------|
| FTA/G | 7.5  | 5.5  | 6.8  | 6.2  | 5.2  | 7.3  |
| Rank  | 1st  | 1st  | 1st  | 2nd  | 3rd  | 1st  |

Since the start of the 2018 season, Wilson has taken more than 300 more free throws than her nearest competitor.

#### Player FTAs Since 2018

|                 |      |
|-----------------|------|
| A'ja Wilson     | 1171 |
| DeWanna Bonner  | 835  |
| Breanna Stewart | 831  |

### A'JA WILSON, FUTURE ACES GM?

A'ja Wilson broke the franchise record for most double-doubles in a career in the final game of the 2022 season, passing current Aces GM Natalie Williams.

#### Player 2B-2B

|                  |    |
|------------------|----|
| A'ja Wilson      | 73 |
| Natalie Williams | 53 |
| Margo Dydek      | 41 |

Since being drafted (2018-2023), Wilson has secured the most double-doubles in the league.

#### Player 2B-2B Since 2018

|                  |    |
|------------------|----|
| 1. A'ja Wilson   | 73 |
| 2. Sylvia Fowles | 66 |
| 3. Jonquel Jones | 57 |
| 4. Alyssa Thomas | 55 |

### R-E, R-E-B, R-E-B-O-U-N-D, RE-BOUND

Over the previous 4 seasons, the Aces recorded the 4 highest defensive rebounds per game averages in WNBA history. The 2023 Aces and Liberty are currently sitting among the top 5.

| Year    | Team      | DRPG  |
|---------|-----------|-------|
| 1. 2021 | Las Vegas | 31.28 |
| 2. 2019 | Las Vegas | 29.62 |
| 3. 2023 | New York  | 29.55 |
| 4. 2020 | Las Vegas | 29.27 |
| 5. 2023 | Las Vegas | 28.59 |
| 6. 2022 | Las Vegas | 28.42 |

The Aces hold the top 2 marks for most defensive rebounds in a regulation game in WNBA history, with 44 at Seattle on May 20, 2023, and 43 at Los Angeles on July 1, 2022.

### ALL DRIED UP

The Aces defensive effort held Dallas scoreless until the 4:25 mark in the first quarter of their Aug. 8 game, marking the longest scoring drought of any W team this season to open a game (Chicago, 4:41, vs Los Angeles, June 4).

### LOOK AT ALL THE PEOPLE HERE TONIGHT

The Las Vegas Aces welcomed 10,348 fans to their Aug. 19 game against the Sparks—a franchise record since the team made the move to the Sports & Entertainment Capitol of the World prior to the 2018 season. Twelve of the top 13 attendance figures during the team's time in Las Vegas have come in the past 2 seasons, 5 of the top 6 are from this season, and they lead the W in attendance this year.

| Date           | Opponent      | Attendance |
|----------------|---------------|------------|
| Aug. 19, 2023  | Los Angeles   | 10,348     |
| July 11, 2023  | Phoenix       | 10,281     |
| July 30, 2023  | Dallas        | 10,213     |
| Sept. 13, 2022 | Connecticut * | 10,211     |
| May 27, 2023   | Los Angeles   | 10,191     |
| July 5, 2023   | Dallas        | 10,177     |

\* Playoff Game

### ACES THEME NIGHTS

Throughout the season the Las Vegas Aces are celebrating fans of all ages and backgrounds in a variety of ways.

On May 27 members of the 2022 WNBA Championship team received their rings and the championship banner was unfurled from the roof. The next day the first 7,500 fans were given a replica banner to commemorate the Aces first WNBA title.

But that was just the beginning.

June 11 was Kids Day, on June 15 the Aces celebrated Pride Month, June 26 was Bobblehead Night, featuring giveaways of limited-edition 2022 WNBA Finals MVP Chelsea Gray bobbleheads, July 5 honored members of the military, first responders and all local heroes on Heroes of the House Night and July 11 was Sneakerhead Night.

**Breast Health Awareness Night** was Aug. 1 and featured moments throughout the game that paid tribute to survivors and honored lives lost. The Aces helped raise funds benefitting the Kay Yow Cancer Fund via the "Shooting for a Cure" PledgIt Campaign.

On Aug. 19 the franchise celebrated its history by bringing approximately 50 alumni to Las Vegas for a weekend of basketball and memories. The alumni were honored on the court at halftime and signed autographs after the game. (See page 40 for the list of alumni in attendance.)

### Sept. 10 vs. Phoenix: Fan Appreciation Day

The Aces will celebrate and show appreciation to their loyal and dedicated fanbase! All fans in attendance will receive an exclusive team poster, and the Aces will thank the fans with in-game giveaways, contests and 40% off at in-arena retail locations.





## APPROACHING RECORDS & MILESTONES

On Aug. 22 in Atlanta, A'ja Wilson upped the franchise scoring record to 53 points and took over the franchise single-season scoring mar. She is on the verge of leapfrogging to the top of numerous other franchise single-season records, including rebounds, double-doubles, defensive rebounds, field goals made and 2-point field goals made. Wilson also is nearing the all-time franchise record for free throws made, while she and Chelsea Gray, who now owns the franchise single-season assists mark, are vying to overtake Natalie Williams for career field goal percentage.

### Career Milestones

| Player      | Current Stats | Milestone   |
|-------------|---------------|-------------|
| A'ja Wilson | 399 assists   | 400 assists |

### Recently Achieved Milestone

|              |                                                         |
|--------------|---------------------------------------------------------|
| Cayla George | 300 rebounds (300) - Aug. 24 @ Chicago (game No. 115)   |
| Jackie Young | 2,000 points (2,019) - Aug. 24 @ Chicago (game No. 156) |

### Franchise All-Time Career Records

| Player                  | Free Throws Made            |
|-------------------------|-----------------------------|
| 1. Sophia Young-Malcolm | 955 FTM                     |
| 2. A'ja Wilson          | 946 FTM                     |
| Player                  | Field Goal Percentage       |
| 1. A'ja Wilson          | 48.6 FG%                    |
| 2. Natalie Williams     | 48.6 FG%                    |
| 3. Chelsea Gray         | 48.1 FG%                    |
| Player                  | Points Averaged             |
| 1. A'ja Wilson          | 19.7                        |
| 2. Becky Hammon         | 15.6                        |
| 3. Natalie Williams     | 15.4                        |
| Player                  | Assists Averaged            |
| 1. Chelsea Gray         | 6.4                         |
| 2. Becky Hammon         | 5.1                         |
| 3. Danielle Robinson    | 4.7                         |
| Player                  | Rebounds Averaged           |
| 1. Natalie Williams     | 9.7                         |
| 2. A'ja Wilson          | 8.6                         |
| 3. Margo Dydek          | 6.8                         |
| Player                  | Defensive Rebounds Averaged |
| 1. A'ja Wilson          | 6.8                         |
| 2. Natalie Williams     | 5.9                         |
| 3. Margo Dydek          | 5.7                         |

### Franchise Single-Season Records

| Points                   |      |     |  |
|--------------------------|------|-----|--|
| 1. A'ja Wilson           | 2023 | 753 |  |
| 2. Kelsey Plum           | 2022 | 726 |  |
| 3. A'ja Wilson           | 2022 | 703 |  |
| Rebounds                 |      |     |  |
| 1. A'ja Wilson           | 2022 | 339 |  |
| 2. Natalie Williams      | 2000 | 336 |  |
| 3. A'ja Wilson           | 2023 | 323 |  |
| Double-Doubles           |      |     |  |
| 1. Natalie Williams      | 2000 | 19  |  |
| A'ja Wilson              | 2023 | 19  |  |
| 3. Natalie Williams      | 2001 | 17  |  |
| A'ja Wilson              | 2021 | 17  |  |
| A'ja Wilson              | 2022 | 17  |  |
| Assists                  |      |     |  |
| 1. Chelsea Gray          | 2023 | 247 |  |
| 2. Chelsea Gray          | 2022 | 212 |  |
| 3. Becky Hammon          | 2011 | 192 |  |
| Defensive Rebounds       |      |     |  |
| 1. A'ja Wilson           | 2022 | 273 |  |
| 2. A'ja Wilson           | 2023 | 252 |  |
| 3. A'ja Wilson           | 2021 | 235 |  |
| Field Goals Made         |      |     |  |
| 1. A'ja Wilson           | 2023 | 273 |  |
| 2. A'ja Wilson           | 2022 | 260 |  |
| 3. A'ja Wilson           | 2018 | 245 |  |
| 2-Point Field Goals Made |      |     |  |
| 1. A'ja Wilson           | 2023 | 267 |  |
| 2. A'ja Wilson           | 2018 | 245 |  |
| 3. A'ja Wilson           | 2022 | 229 |  |

## TIPPING BACK 40S

In scoring 40 points against the Lynx on July 9, Kelsey Plum not only upped the franchise scoring standard, since eclipsed by A'ja Wilson, but after making 77.78% (14-18 FGs) of her attempts, she also set the bar for all-time WNBA single-game shooting percentage when scoring 40 or more points, bypassing the 77.27% shot by Liz Cambage when she set the WNBA single-game scoring mark of 53 points.

## Top 5 WNBA All-Time Single-Game Field Goal Percentages, 40+ Points

| Player          | FGs   | FG%   | PTS | Date    | OPP     |
|-----------------|-------|-------|-----|---------|---------|
| Kelsey Plum     | 14-18 | 77.78 | 40  | 7/9/23  | Lynx    |
| Liz Cambage     | 17-22 | 77.27 | 53  | 7/17/18 | Liberty |
| Breanna Stewart | 15-21 | 71.43 | 45  | 5/21/23 | Fever   |
| Liz Cambage     | 14-20 | 70.00 | 43  | 8/17/18 | Aces    |
| Rhynne Howard   | 14-20 | 70.00 | 43  | 7/2/23  | Sparks  |



Las Vegas Aces President Nikki Fargas announced on December 31, 2021 that the team hired San Antonio Spurs assistant, and 6-time WNBA All-Star Becky Hammon as the team's head coach. Hammon rewarded the Aces less than nine months later with the franchise's first WNBA Championship.

The seeds for Hammon's hiring were originally sewn when the Aces retired her jersey on September 13, 2021. That ceremony served as the culmination of the franchise's 25th anniversary alumni initiative, which saw the Aces embrace their Utah and San Antonio roots, and celebrate the players who helped build the franchise and the league from the ground up. Las Vegas owner Mark Davis spent time with Hammon and her family that week, and walked away understandably impressed.

Hammon played 16 seasons in the WNBA, including her final eight in San Antonio, where she led the franchise to its first finals appearance in 2008.

On August 5, 2014, Spurs head coach Gregg Popovich hired Hammon as a full-time assistant making her the first woman in NBA history to hold that position.

Since that time, Hammon has continued to accumulate coaching 'firsts' in the NBA. On July 3, 2015, she became the first woman to serve as head coach in the NBA's Summer League where she led the Spurs to the league title.

Less than a year later, Hammon became the first woman to be part of an All-Star coaching staff, and on December 30, 2020, following Popovich's ejection in San Antonio's game against Los Angeles, Hammon took over on the bench, becoming the first woman acting head coach in the history of the NBA.

A member of the league's 15th, 20th and 25th anniversary teams, Hammon went undrafted in 1999 following her All-American career at Colorado State. She signed with New York as a free agent that same year, helping the team to WNBA Finals appearances in three of her first four years in the Big Apple.

The Rapid City, South Dakota native earned her first All-Star nod in 2003, and represented New York on the Eastern Conference squad in 2005 and 2006 as well.



Following the 2006 season, New York traded Hammon to San Antonio. In her first year in silver and black, she posted what were then career highs in scoring (18.8 ppg), and assists (5.0) while earning another trip to the WNBA All-Star Game. As a team, the Silver Stars made their first appearance in the postseason since 2002, falling to Phoenix in the Western Conference Finals.

In 2008, Hammon led San Antonio to its first trip to the WNBA Finals where they fell to Detroit. The Silver Stars made the playoffs in each of her seven full seasons with the team, and Hammon once again was named to the All-Star team in 2009 and 2011.

She retired as the franchise leader in assists per game (5.1) and scoring average (15.6), and the WNBA leader in career free throw percentage (89.7).

Hammon, who was inducted into the Naismith Memorial Hall of Fame on Aug. 12, 2023, was inducted into the Colorado Sports Hall of Fame in 2015 and the San Antonio Sports Hall of Fame in 2018.

# HEAD COACH BECKY HAMMON



|                                          |                       |                                           |                           |
|------------------------------------------|-----------------------|-------------------------------------------|---------------------------|
| <b>Colorado State (1995-99)</b>          |                       | <b>WNBA (1999-2014)</b>                   |                           |
| All-American                             | 1997, 1998, 1999      | New York Liberty                          | 1999-2006                 |
| NCAA Sweet Sixteen                       | 1999                  | San Antonio Stars                         | 2007-14                   |
| NCAA Second Round                        | 1996, 1998            |                                           |                           |
| WAC Mountain Division Player of the Year | 1997-98, 1998-99      | All-Star                                  | 2003, 2005-07, 2009, 2011 |
| WAC Pacific Division Player of the Year  | 1996-97               | All-WNBA First Team                       | 2007, 2009                |
| WAC Tournament MVP                       | 1996                  | All-WNBA Second Team                      | 2005, 2008                |
| WAC Freshman of the Year                 | 1995-96               | WNBA Assists Leader                       | 2007                      |
| WAC All-Time Leading Scorer              | 2,740 points, 1995-99 | WNBA 15th Anniversary Team                | 2011                      |
| WAC Single-Season Scoring Leader         | 824 points, 1998-99   | WNBA 20th Anniversary Team                | 2016                      |
| WAC Single-Season Made 3-Pointers Leader | 114, 1998-99          | WNBA 25th Anniversary Team                | 2021                      |
| No. 25 Retired by Colorado State         | January 22, 2005      | WNBA Finals                               | 1999, 2000, 2002, 2008    |
| <b>Coaching Career (2014-present)</b>    |                       | No. 25 Retired by San Antonio             | June 25, 2016             |
| San Antonio Spurs Assistant (NBA)        | 2014-22               | No. 25 Retired by Las Vegas               | September 13, 2021        |
| Las Vegas Aces (WNBA)                    | 2022-present          |                                           |                           |
| <b>WNBA Champion</b>                     |                       | <b>Halls of Fame</b>                      |                           |
| Coach of the Year                        | 2022                  | Naismith Memorial Basketball Hall of Fame | 2023                      |
| Coach of the Month                       | June 2023, May 2022   | San Antonio Sports Hall of Fame           | 2018                      |
| Commissioner's Cup Champion              | 2022                  | Colorado Sports Hall of Fame              | 2015                      |

## WNBA HEAD COACH RECORD


| TEAM           | YEAR           | REG W-L      | PCT         | WNBA FIN | POST W-L | PCT  | NOTES                                      |
|----------------|----------------|--------------|-------------|----------|----------|------|--------------------------------------------|
| Las Vegas Aces | 2022           | 26-10        | .722        | 1st      | 8-2      | .800 | WNBA Champion, Commissioner's Cup Champion |
| Las Vegas Aces | 2023           | 30-4         | .882        |          |          |      |                                            |
| <b>Totals</b>  | <b>2 Years</b> | <b>56-14</b> | <b>.800</b> |          |          |      |                                            |

## NBA ASSISTANT COACH RECORD

| TEAM              | YEAR           | REG W-L        | PCT         | CON FIN | POST W-L     | PCT         | NOTES                          |
|-------------------|----------------|----------------|-------------|---------|--------------|-------------|--------------------------------|
| San Antonio Spurs | 2014-15        | 55-27          | .671        | 6th     | 3-4          | .429        | Western Conference First Round |
| San Antonio Spurs | 2015-16        | 67-15          | .817        | 2nd     | 6-4          | .600        | Western Conference Semifinals  |
| San Antonio Spurs | 2016-17        | 61-21          | .744        | 2nd     | 8-8          | .500        | Western Conference Finals      |
| San Antonio Spurs | 2017-18        | 47-35          | .573        | 7th     | 1-4          | .250        | Western Conference First Round |
| San Antonio Spurs | 2018-19        | 48-34          | .585        | 7th     | 3-4          | .429        | Western Conference First Round |
| San Antonio Spurs | 2019-20        | 32-39          | .451        | 11th    | -            | .-          | -                              |
| San Antonio Spurs | 2020-21        | 33-39          | .458        | 10th    | -            | .-          | -                              |
| San Antonio Spurs | 2021-22        | 34-48          | .415        | 10th    | -            | .-          | -                              |
| <b>Totals</b>     | <b>8 Years</b> | <b>377-258</b> | <b>.594</b> |         | <b>21-24</b> | <b>.467</b> |                                |

## WNBA STATISTICS

| Year          | Tm  | G          | GS         | MP           | FG          | FGA         | FG%         | 3P         | 3PA         | 3P%         | 2P          | 2PA         | 2P%         | eFG%        | FT          | FTA         | FT%         | OR         | DR         | REB         | RPG        | A           | S          | B         | TO          | PF         | PTS         | PPG         |
|---------------|-----|------------|------------|--------------|-------------|-------------|-------------|------------|-------------|-------------|-------------|-------------|-------------|-------------|-------------|-------------|-------------|------------|------------|-------------|------------|-------------|------------|-----------|-------------|------------|-------------|-------------|
| 1999          | NYL | 30         | 0          | 202          | 27          | 64          | .422        | 11         | 38          | .289        | 16          | 26          | .615        | .508        | 15          | 17          | .882        | 2          | 17         | 19          | 0.6        | 17          | 6          | 0         | 24          | 27         | 80          | 2.7         |
| 2000          | NYL | 32         | 16         | 835          | 119         | 252         | .472        | 52         | 141         | .369        | 67          | 111         | .604        | .575        | 61          | 69          | .884        | 19         | 45         | 64          | 2.0        | 58          | 29         | 1         | 62          | 55         | 351         | 11.0        |
| 2001          | NYL | 32         | 0          | 619          | 90          | 197         | .457        | 42         | 111         | .378        | 48          | 86          | .558        | .563        | 40          | 51          | .784        | 10         | 42         | 52          | 1.6        | 51          | 27         | 1         | 48          | 46         | 262         | 8.2         |
| 2002          | NYL | 32         | 1          | 659          | 87          | 197         | .442        | 44         | 114         | .386        | 43          | 83          | .518        | .553        | 38          | 56          | .679        | 18         | 50         | 68          | 2.1        | 54          | 25         | 0         | 55          | 49         | 256         | 8.0         |
| 2003          | NYL | 11         | 2          | 257          | 50          | 87          | .575        | 23         | 49          | .469        | 27          | 38          | .711        | .707        | 39          | 41          | .951        | 1          | 20         | 21          | 1.9        | 18          | 10         | 1         | 27          | 13         | 162         | 14.7        |
| 2004          | NYL | 34         | 34         | 1130         | 153         | 354         | .432        | 57         | 170         | .335        | 96          | 184         | .522        | .513        | 97          | 116         | .836        | 17         | 101        | 118         | 3.5        | 150         | 58         | 2         | 118         | 73         | 460         | 13.5        |
| 2005          | NYL | 34         | 34         | 1165         | 145         | 336         | .432        | 65         | 178         | .365        | 80          | 158         | .506        | .528        | 118         | 131         | .901        | 20         | 94         | 114         | 3.4        | 146         | 60         | 2         | 107         | 77         | 473         | 13.9        |
| 2006          | NYL | 22         | 20         | 674          | 107         | 252         | .425        | 37         | 108         | .343        | 70          | 144         | .486        | .498        | 72          | 75          | .960        | 6          | 60         | 66          | 3.0        | 81          | 29         | 3         | 65          | 46         | 323         | 14.7        |
| 2007          | SAS | 28         | 27         | 934          | 179         | 402         | .445        | 74         | 183         | .404        | 105         | 219         | .479        | .537        | 95          | 102         | .931        | 8          | 69         | 77          | 2.8        | 140         | 23         | 5         | 114         | 51         | 527         | 18.8        |
| 2008          | SAS | 33         | 33         | 1101         | 171         | 438         | .390        | 77         | 220         | .350        | 94          | 218         | .431        | .478        | 163         | 174         | .937        | 13         | 78         | 91          | 2.8        | 161         | 43         | 7         | 104         | 60         | 582         | 17.6        |
| 2009          | SAS | 31         | 31         | 1049         | 200         | 447         | .447        | 76         | 206         | .369        | 124         | 241         | .515        | .532        | 128         | 142         | .901        | 25         | 78         | 103         | 3.3        | 156         | 49         | 12        | 111         | 54         | 604         | 19.5        |
| 2010          | SAS | 32         | 32         | 1075         | 159         | 360         | .442        | 69         | 177         | .390        | 90          | 183         | .492        | .538        | 97          | 101         | .960        | 16         | 77         | 93          | 2.9        | 172         | 36         | 8         | 108         | 61         | 484         | 15.1        |
| 2011          | SAS | 33         | 33         | 1050         | 176         | 400         | .440        | 75         | 193         | .389        | 101         | 207         | .488        | .534        | 99          | 111         | .892        | 5          | 91         | 96          | 2.9        | 192         | 49         | 7         | 119         | 51         | 526         | 15.9        |
| 2012          | SAS | 33         | 33         | 998          | 160         | 363         | .441        | 80         | 184         | .435        | 80          | 179         | .447        | .551        | 85          | 97          | .876        | 9          | 74         | 83          | 2.5        | 176         | 31         | 6         | 106         | 37         | 485         | 14.7        |
| 2013          | SAS | 1          | 1          | 12           | 1           | 3           | .333        | 0          | 1           | .000        | 1           | 2           | .500        | .333        | 0           | 0           |             | 0          | 1          | 1           | 1.0        | 1           | 0          | 0         | 3           | 0          | 2           | 2.0         |
| 2014          | SAS | 32         | 32         | 784          | 91          | 218         | .417        | 47         | 118         | .398        | 44          | 100         | .440        | .525        | 35          | 35          | 1.000       | 3          | 42         | 45          | 1.4        | 135         | 13         | 4         | 53          | 37         | 264         | 8.3         |
| <b>Career</b> |     | <b>450</b> | <b>329</b> | <b>12544</b> | <b>1915</b> | <b>4370</b> | <b>.438</b> | <b>829</b> | <b>2191</b> | <b>.378</b> | <b>1086</b> | <b>2179</b> | <b>.498</b> | <b>.533</b> | <b>1182</b> | <b>1318</b> | <b>.897</b> | <b>172</b> | <b>939</b> | <b>1111</b> | <b>2.5</b> | <b>1708</b> | <b>488</b> | <b>59</b> | <b>1224</b> | <b>737</b> | <b>5841</b> | <b>13.0</b> |



KIERSTAN BELL

#1

Guard 6-1 Florida Gulf Coast '22 2nd Year

WNBA Career Highlights

- 2022 WNBA Champion
- 2023 (Las Vegas)
- Scored a career-high 15 points on Aug. 1.

2022 (Las Vegas)

- Won WNBA Championship ... Scored 10 or more points on 1 occasion, a career-high 12 vs. Los Angeles on May 23 ... In the playoffs, scored 10 or more points on 1 occasion, including a career playoff-high 11 vs. Phoenix on Aug. 20 ...

Collegiate Honors & Notes (Florida Gulf Coast/ Ohio State)

- Named ASUN Player of the Year as a sophomore ... First player in program history to record a 20-20 game (24 pts, 20 rebs) in FGCU debut vs Davidson on Nov. 30, 2020 ... 2021, 2022 All-American honorable mention (2021, 2022) by the AP, USBWA and WBCA ... 2-time Becky Hammon Mid-Major Player of the Year

High School Career

- 3-time Ohio Ms. Basketball ... Ohio Gatorade Player of the Year

Personal

- Finished as the 4th-leading prep scorer in the history of Ohio (2,833 pts) ... Daughter of Perry Bell and Amanda Hubbs ... Has one sibling, Sa'renity

Go to Kierstan Bell's complete bio online

- Online bio includes items such as expanded WNBA statistics, more notes, college and international statistics, and more!

Record Without

| Year   | Games Missed | Record With | Record Without |
|--------|--------------|-------------|----------------|
| 2022   | 15           | 18-3        | 8-7            |
| 2023   | 3            | 28-3        | 2-1            |
| Totals | 18           | 46-6        | 10-8           |

Season Highs

|      | PTS | REBS | ASTS | STLS | BLKS | MIN   | FG | FGA | 3G | 3GA | FT | FTA |
|------|-----|------|------|------|------|-------|----|-----|----|-----|----|-----|
| 2022 | 12  | 5    | 2    | 1    | 1    | 15:48 | 4  | 6   | 2  | 4   | 2  | 2   |
| 2023 | 15  | 5    | 2    | 2    | 2    | 19:24 | 5  | 9   | 3  | 6   | 2  | 2   |

WNBA Rankings

|      | PPG | RPG | APG | SPG | BPG | MPG | FG% | 3G% | FT% |
|------|-----|-----|-----|-----|-----|-----|-----|-----|-----|
| 2022 | --- | --- | --- | --- | --- | --- | --- | --- | --- |

Milestones

| Mark   | Opponent | Date         | Gm. |
|--------|----------|--------------|-----|
| 1st Pt | Phoenix  | May 21, 2022 | 5   |

Upcoming Milestones

| Mark | Category | Current |
|------|----------|---------|
| 200  | Points   | 152     |
| 100  | Rebounds | 66      |
| 100  | Assists  | 21      |

|        | Reb | Asts | Double Doubles | Scoring |     |     |
|--------|-----|------|----------------|---------|-----|-----|
| Year   | 10+ | 10+  | Pt-Reb         | Year    | 10+ | 20+ |
| 2022   | 0   | 0    | 0              | 2022    | 1   | 0   |
| 2023   | 0   | 0    | 0              | 2023    | 3   | 0   |
| Totals | 0   | 0    | 0              | Totals  | 4   | 0   |

Regular Season Highs

2023

|      |       |                       |           |
|------|-------|-----------------------|-----------|
| PTS  | 15    | Atlanta               | August 1  |
| REBS | 5     | @ Connecticut         | June 8    |
| ASTS | 2     | @ Dallas              | August 8  |
| STLS | 2     | 2x, last vs. New York | August 17 |
| BLKS | 2     | Los Angeles           | May 27    |
| MINS | 19:24 | @ Dallas              | August 8  |

CAREER

|      |       |                   |               |
|------|-------|-------------------|---------------|
| PTS  | 15    | Atlanta           | Aug. 1, 2023  |
| REBS | 5     | 2x, last @ Conn   | June 8, 2023  |
| ASTS | 2     | 2x, last @ Dallas | Aug. 8, 2023  |
| STLS | 2     | Minnesota         | July 18, 2023 |
| BLKS | 2     | Los Angeles       | May 27, 2023  |
| MINS | 19:24 | @ Dallas          | Aug 8, 2023   |

Career Regular Season Statistics

| YEAR   | TM  | G  | GS | MP  | FG | FGA | FG%  | 3P | 3PA | 3P%  | 2P | 2PA | 2P%  | eFG% | FT | FTA | FT%   | OR | DR | REB | RPG | A  | S  | B | TO | PF | PTS | PPG |
|--------|-----|----|----|-----|----|-----|------|----|-----|------|----|-----|------|------|----|-----|-------|----|----|-----|-----|----|----|---|----|----|-----|-----|
| 2022   | LVA | 21 | 1  | 121 | 10 | 33  | .303 | 3  | 22  | .136 | 7  | 11  | .636 | .348 | 4  | 4   | 1.000 | 4  | 15 | 19  | 0.9 | 7  | 2  | 3 | 5  | 10 | 27  | 1.3 |
| 2023   | LVA | 31 | 0  | 374 | 50 | 137 | .365 | 20 | 72  | .278 | 30 | 65  | .462 | .438 | 5  | 8   | .625  | 11 | 36 | 47  | 1.5 | 14 | 15 | 5 | 11 | 42 | 125 | 4.0 |
| Career |     | 52 | 1  | 495 | 60 | 170 | .353 | 23 | 94  | .245 | 37 | 76  | .487 | .421 | 9  | 12  | .750  | 15 | 51 | 66  | 1.3 | 21 | 17 | 8 | 16 | 52 | 152 | 2.9 |





ALAINA COATES

#81

Center

6-4

South Carolina '17

5th Year

- International (USA)

• 2015 Pan American Games silver medalist (5x5)
- 2023 (Las Vegas)

• Signed an emergency hardship contract with the Aces on Aug. 2 and was announced as signing a Rest of Season contract on Aug. 23.
- 2023 (Phoenix)

•
- 2022 (Indiana)

•
- 2020 (Washington)

•
- 2019 (Atlanta)

•
- 2019 (Minnesota)

•
- 2018 (Chicago)

•
- 2017 (Chicago)

• Drafted No. 2 by Chicago ... Missed the 2017 season following ankle surgery.
- Collegiate Honors & Notes (South Carolina)

• 2017 NCAA Champion ... 4-time All-SEC ... 2014 SEC Co-Sixth Player of the Year ... 2014 SEC Freshman of the Year ... Averaged 12.0 ppg and 9.3 rpg during her four-year collegiate career.
- Personal

• Daughter of the late Gary Coates and Pamela Coates ... Uncle Ben Coates played for the

Season Highs

|      | PTS | REBS | ASTS | STLS | BLKS | MIN   | FG | FGA | 3G | 3GA | FT | FTA |
|------|-----|------|------|------|------|-------|----|-----|----|-----|----|-----|
| 2018 | 10  | 10   | 3    | 1    | 2    | 29:41 | 5  | 7   | 0  | 0   | 3  | 5   |
| 2019 | 10  | 10   | 1    | 1    | 3    | 21:06 | 4  | 6   | 0  | 0   | 3  | 4   |
| 2020 | 11  | 9    | 3    | 3    | 2    | 22:21 | 4  | 5   | 0  | 0   | 5  | 7   |
| 2022 | 6   | 5    | 1    | 1    | 2    | 14:45 | 2  | 2   | 0  | 0   | 4  | 4   |
| 2023 | 3   | 3    | 0    | 1    | 0    | 7:09  | 1  | 2   | 0  | 0   | 1  | 2   |

Milestones

| Mark     | Opponent   | Date         | Gm. |
|----------|------------|--------------|-----|
| # 1st Pt | at Indiana | May 19, 2018 | 1   |

Upcoming Milestones

| Mark | Category | Current |
|------|----------|---------|
| 300  | Points   | 258     |
| 300  | Rebounds | 240     |

| Year   | Reb | Asts | Double Doubles | Scoring |     |     |
|--------|-----|------|----------------|---------|-----|-----|
|        | 10+ | 10+  | Pt-Reb         | Year    | 10+ | 20+ |
| 2018   | 2   | 0    | 0              | 2018    | 2   | 0   |
| 2019   | 1   | 0    | 0              | 2019    | 1   | 0   |
| 2020   | 0   | 0    | 0              | 2020    | 1   | 0   |
| 2022   | 0   | 0    | 0              | 2022    | 0   | 0   |
| 2023   | 0   | 0    | 0              | 2023    | 0   | 0   |
| Totals | 3   | 0    | 0              | Totals  | 4   | 0   |

2023

|      |      |                 |          |
|------|------|-----------------|----------|
| PTS  | 3    | @ Dallas        | August 8 |
| REBS | 3    | @ New York      | August 6 |
| ASTS | 0    |                 |          |
| STLS | 1    | 2x, lasts at NY | August 6 |
| BLKS | 0    |                 |          |
| MINS | 7:09 | @ New York      | August 6 |

CAREER

|      |       |                        |                |
|------|-------|------------------------|----------------|
| PTS  | 11    | Dallas                 | Aug. 21, 2020  |
| REBS | 10    | 3x, last vs. Las Vegas | Sept. 5, 2019  |
| ASTS | 3     | 2x, last vs. Phoenix   | Aug. 10, 2020  |
| STLS | 3     | New York               | Sept. 12, 2020 |
| BLKS | 3     | Chicago                | Aug. 20, 2019  |
| MINS | 29:41 | @ Indiana              | Aug. 19, 2018  |

Career Regular Season Statistics

| YEAR   | TM  | G  | GS | MP  | FG | FGA | FG%   | 3P | 3PA | 3P%  | 2P | 2PA | 2P%   | eFG%  | FT | FTA | FT%  | OR | DR  | REB | RPG | A  | S  | B  | TO | PF  | PTS | PPG |
|--------|-----|----|----|-----|----|-----|-------|----|-----|------|----|-----|-------|-------|----|-----|------|----|-----|-----|-----|----|----|----|----|-----|-----|-----|
| 2018   | CHI | 32 | 0  | 364 | 42 | 74  | .568  | 0  | 0   | ---- | 42 | 74  | .568  | .568  | 25 | 40  | .625 | 39 | 63  | 102 | 3.2 | 13 | 6  | 7  | 17 | 58  | 109 | 3.4 |
| 2019   | MIN | 14 | 0  | 92  | 15 | 31  | .484  | 0  | 0   | ---- | 15 | 31  | .484  | .484  | 5  | 8   | .625 | 13 | 20  | 33  | 2.4 | 1  | 3  | 5  | 5  | 17  | 35  | 2.5 |
| 2019   | ATL | 9  | 0  | 75  | 9  | 14  | .643  | 0  | 0   | ---- | 9  | 14  | .643  | .643  | 7  | 13  | .538 | 8  | 19  | 27  | 3.0 | 1  | 2  | 6  | 4  | 20  | 25  | 2.8 |
| 2019   | TOT | 23 | 0  | 167 | 24 | 45  | .533  | 0  | 0   | ---- | 24 | 45  | .533  | .533  | 12 | 21  | .571 | 21 | 39  | 60  | 2.6 | 2  | 5  | 11 | 9  | 37  | 60  | 2.6 |
| 2020   | WAS | 20 | 0  | 197 | 18 | 34  | .529  | 0  | 0   | ---- | 18 | 34  | .529  | .529  | 14 | 26  | .538 | 20 | 35  | 55  | 2.8 | 9  | 7  | 4  | 12 | 33  | 50  | 2.5 |
| 2022   | IND | 8  | 0  | 75  | 7  | 11  | .636  | 0  | 0   | ---- | 7  | 11  | .636  | .636  | 14 | 15  | .933 | 6  | 10  | 16  | 2.0 | 2  | 2  | 3  | 5  | 18  | 28  | 3.5 |
| 2023   | PHO | 2  | 0  | 5   | 1  | 1   | 1.000 | 0  | 0   | ---- | 1  | 1   | 1.000 | 1.000 | 0  | 0   | ---- | 0  | 0   | 0   | 0.0 | 0  | 1  | 0  | 0  | 1   | 2   | 1.0 |
| 2023   | LVA | 6  | 0  | 20  | 4  | 5   | .800  | 0  | 0   | ---- | 4  | 5   | .800  | .800  | 1  | 2   | .500 | 1  | 6   | 7   | 1.2 | 0  | 1  | 0  | 6  | 7   | 9   | 1.5 |
| 2023   | TOT | 8  | 0  | 25  | 5  | 6   | .833  | 0  | 0   | ---- | 5  | 6   | .833  | .833  | 1  | 2   | .500 | 1  | 6   | 7   | 0.9 | 0  | 2  | 0  | 6  | 8   | 11  | 1.4 |
| Career |     | 91 | 0  | 828 | 96 | 170 | .565  | 0  | 0   | ---- | 96 | 170 | .565  | .565  | 66 | 104 | .635 | 87 | 153 | 240 | 2.6 | 26 | 22 | 25 | 49 | 154 | 258 | 2.8 |



## ALYSHA CLARK

# #7

**Forward**

**5-11**

**Middle Tennessee '10**

**9th Year**

### WNBA Career Highlights

- 2018, 2020 WNBA Champion
- 2020 WNBA All-Defensive First Team
- 2019 WNBA All-Defensive Second Team

### 2023 (Las Vegas)

- Scored a season-high 12 points on July 30 vs. Dallas ...

### 2022 (Washington)

- Finished 1st in the WNBA in 2-point field goal percentage (.629) ... Scored in double figures on 9 occasions, including a season-high 20 points at Las Vegas on June 25

### 2021 (Washington)

- Did Not Play

### 2020 (Seattle)

- Led the WNBA in Offensive Efficiency Rating (132.6), which, heading into the 2023 season, is the 3rd highest in league history per Basketball Reference ... Led WNBA in 3-point field goal percentage with what was, at the time, the 5th highest percentage in league history ... Finished 3rd in the WNBA in 2-point field goal percentage (.588), 1st in true shooting percentage (.693) and 2nd in effective field goal percentage (.677)

### 2019 (Seattle)

- Finished 8th in the WNBA in true shooting percentage (.602) and 4th in effective field goal percentage (.589)

### 2018 (Seattle) ...

### 2017 (Seattle)

- Finished 3rd in the WNBA in 2-point field goal percentage (.622), and 8th in effective field goal percentage (.579)

### 2016 (Seattle)

- Finished 10th in 2-point field goal percentage, 10th in true shooting percentage (.609) and 9th in effective field goal percentage (.567)

### 2015 (Seattle)

- Led the WNBA in 2-point field goal percentage (.689), true shooting percentage (.646) and effective field goal percentage (.620)

**2014 (Seattle) ...**

**2013 (Seattle) ...**

**2012 (Seattle) ...**

### Collegiate Honors & Notes (Middle Tennessee St./Belmont)

- Two-time Sun Belt Player of the Year (2008-09, 2009-10) ... Two-time Sun Belt Tournament Most Outstanding Player (2008-09, 2009-10) ... Two-time leading scorer in the nation (2008-09, 2009-10) ... As a senior, named to the USBWA All-America and Lowe's Senior First Teams, AP and Full Court Press Second Teams, to the NetScouts Basketball and Basketball Times Third Teams, and to the State Farm/WBCA Honorable Mention Team

### Personal

- Has seven siblings—William, LaTonya, Kenneth Jr., Tisha, Corey, Ajia and Arlisha ... Born in Denver, went to high school in Mount Juliet, Tennessee.

### Go to Alysha Clark's complete bio online

- Online bio includes items such as expanded WNBA statistics, more notes, college and international statistics, and more!

### Record Without

| Year          | Games Missed | Record With    | Record Without |
|---------------|--------------|----------------|----------------|
| 2012          | 11           | 12-11          | 4- 7           |
| 2013          | 1            | 16-17          | 1- 0           |
| 2014          | 0            | 12-22          | 0- 0           |
| 2015          | 1            | 10-23          | 0- 1           |
| 2016          | 1            | 16-17          | 0- 1           |
| 2017          | 1            | 14-19          | 1- 0           |
| 2018          | 4            | 23- 7          | 3- 1           |
| 2019          | 3            | 17-14          | 1- 2           |
| 2020          | 0            | 18- 4          | 0- 0           |
| 2021          | 32           | 0- 0           | 12-20          |
| 2022          | 7            | 18-11          | 4- 3           |
| 2023          | 1            | 29- 4          | 1- 0           |
| <b>Totals</b> | <b>62</b>    | <b>185-148</b> | <b>27-35</b>   |

### Season Highs

|      | PTS | REBS | ASTS | STLS | BLKS | MIN   | FG | FGA | 3G | 3GA | FT | FTA |
|------|-----|------|------|------|------|-------|----|-----|----|-----|----|-----|
| 2012 | 9   | 8    | 1    | 1    | 1    | 26:00 | 4  | 7   | 2  | 3   | 3  | 4   |
| 2013 | 11  | 6    | 2    | 2    | 1    | 25:00 | 4  | 9   | 3  | 5   | 3  | 5   |
| 2014 | 8   | 6    | 2    | 2    | 4    | 27:00 | 4  | 8   | 2  | 4   | 4  | 4   |
| 2015 | 14  | 9    | 3    | 3    | 1    | 32:47 | 5  | 9   | 3  | 5   | 4  | 5   |
| 2016 | 23  | 8    | 7    | 3    | 1    | 35:22 | 7  | 13  | 3  | 7   | 7  | 8   |
| 2017 | 22  | 10   | 5    | 2    | 1    | 36:19 | 9  | 13  | 3  | 5   | 4  | 4   |
| 2018 | 17  | 8    | 4    | 5    | 1    | 38:17 | 6  | 9   | 3  | 6   | 8  | 8   |
| 2019 | 21  | 10   | 6    | 3    | 4    | 35:59 | 7  | 14  | 4  | 7   | 5  | 6   |
| 2020 | 16  | 8    | 6    | 4    | 2    | 36:31 | 7  | 12  | 4  | 6   | 4  | 5   |
| 2022 | 20  | 9    | 5    | 4    | 1    | 40:50 | 8  | 11  | 4  | 7   | 4  | 4   |
| 2023 | 12  | 8    | 4    | 2    | 1    | 35:08 | 4  | 8   | 4  | 7   | 3  | 4   |

# PLAYER PROFILES



## WNBA Rankings

|      | PPG | RPG | APG | SPG  | BPG | MPG  | FG%  | 3G% | FT% |
|------|-----|-----|-----|------|-----|------|------|-----|-----|
| 2012 | --- | --- | --- | ---  | --- | ---  | ---  | --- | --- |
| 2013 | --- | --- | --- | ---  | --- | ---  | ---  | --- | --- |
| 2014 | --- | --- | --- | ---  | --- | ---  | ---  | --- | --- |
| 2015 | --- | --- | --- | ---  | --- | ---  | 5th  | --- | --- |
| 2016 | --- | --- | --- | ---  | --- | ---  | 16th | 9th | --- |
| 2017 | --- | --- | --- | ---  | --- | ---  | 7th  | --- | --- |
| 2018 | --- | --- | --- | ---  | --- | ---  | ---  | --- | --- |
| 2019 | --- | --- | --- | ---  | --- | ---  | 18th | 1st | --- |
| 2020 | --- | --- | --- | 13th | --- | 23rd | 4th  | 1st | --- |
| 2022 | --- | --- | --- | ---  | --- | ---  | ---  | --- | --- |

## Milestones

| Mark        | Opponent      | Date          | Gm. # |
|-------------|---------------|---------------|-------|
| 1st Pt      | Tulsa         | June 1, 2012  | 1     |
| 1,000th Pt  | @ Dallas      | July 1, 2017  | 171   |
| 2,000th Pt  | @ Seattle     | June 23, 2022 | 286   |
| 1,000th Reb | @ Connecticut | July 3, 2022  | 289   |

## Upcoming Milestones

| Mark  | Category | Current |
|-------|----------|---------|
| 2,500 | Points   | 2,342   |
| 1,500 | Rebounds | 1,166   |
| 500   | Assists  | 484     |
| 300   | Steals   | 251     |

|        | Reb | Asts | Double Doubles |        | Scoring |     |     |
|--------|-----|------|----------------|--------|---------|-----|-----|
| Year   | 10+ | 10+  | Pt/Reb         | Pt/Ast | Year    | 10+ | 20+ |
| 2012   | 0   | 0    | 0              | 0      | 2012    | 0   | 0   |
| 2013   | 0   | 0    | 0              | 0      | 2013    | 2   | 0   |
| 2014   | 0   | 0    | 0              | 0      | 2014    | 0   | 0   |
| 2015   | 0   | 0    | 0              | 0      | 2015    | 9   | 0   |
| 2016   | 0   | 0    | 0              | 0      | 2016    | 14  | 2   |
| 2017   | 1   | 0    | 0              | 0      | 2017    | 12  | 2   |
| 2018   | 0   | 0    | 0              | 0      | 2018    | 9   | 0   |
| 2019   | 1   | 0    | 0              | 0      | 2019    | 16  | 1   |
| 2020   | 0   | 0    | 0              | 0      | 2020    | 13  | 0   |
| 2022   | 0   | 0    | 0              | 0      | 2022    | 9   | 1   |
| 2023   | 0   | 0    | 0              | 0      | 2023    | 8   | 0   |
| Totals | 2   | 0    | 0              | 0      | Totals  | 92  | 6   |

## Regular Season Highs

### 2023

|      |       |                    |         |
|------|-------|--------------------|---------|
| PTS  | 12    | Dallas             | July 30 |
| REBS | 8     | @ Los Angeles      | July 12 |
| ASTS | 4     | @ Phoenix          | June 21 |
| STLS | 2     | 6x, last @ Chicago | Aug. 24 |
| BLKS | 1     | 4x, last @ Dallas  | Aug. 8  |
| MINS | 35:08 | Dallas             | July 5  |

### CAREER

|      |    |                         |               |
|------|----|-------------------------|---------------|
| PTS  | 23 | New York                | June 5, 2016  |
| REBS | 10 | 2x, last vs Los Angeles | June 21, 2019 |
| ASTS | 7  | @ Atlanta               | Sept. 4, 2016 |
| STLS | 5  | @ Los Angeles           | June 7, 2018  |
| BLKS | 4  | 2x, last @ Chicago      | June 9, 2019  |
| MINS | 41 | @ Las Vegas             | June 25, 2022 |

## Career Regular Season Statistics

| Year   | Tm  | G   | GS  | MP   | FG  | FGA  | FG%  | 3P  | 3PA | 3P%  | 2P  | 2PA | 2P%  | eFG% | FT  | FTA | FT%  | OR  | DR  | REB  | RPG | A   | S   | B  | TO  | PF  | PTS  | PPG  |
|--------|-----|-----|-----|------|-----|------|------|-----|-----|------|-----|-----|------|------|-----|-----|------|-----|-----|------|-----|-----|-----|----|-----|-----|------|------|
| 2012   | SEA | 23  | 0   | 238  | 29  | 53   | .547 | 9   | 20  | .450 | 20  | 33  | .606 | .632 | 12  | 17  | .706 | 13  | 34  | 47   | 2.0 | 7   | 5   | 1  | 19  | 27  | 79   | 3.4  |
| 2013   | SEA | 33  | 0   | 505  | 48  | 106  | .453 | 16  | 41  | .390 | 32  | 65  | .492 | .528 | 19  | 25  | .760 | 32  | 50  | 82   | 2.5 | 12  | 14  | 5  | 35  | 50  | 131  | 4.0  |
| 2014   | SEA | 34  | 22  | 561  | 56  | 125  | .448 | 14  | 57  | .246 | 42  | 68  | .618 | .504 | 16  | 23  | .696 | 26  | 47  | 73   | 2.1 | 20  | 16  | 10 | 24  | 64  | 142  | 4.2  |
| 2015   | SEA | 33  | 31  | 763  | 86  | 158  | .544 | 24  | 68  | .353 | 62  | 90  | .689 | .620 | 31  | 40  | .775 | 13  | 108 | 121  | 3.7 | 39  | 23  | 6  | 36  | 79  | 227  | 6.9  |
| 2016   | SEA | 33  | 32  | 911  | 105 | 217  | .484 | 36  | 93  | .387 | 69  | 124 | .556 | .567 | 50  | 59  | .847 | 40  | 81  | 121  | 3.7 | 64  | 24  | 2  | 44  | 87  | 296  | 9.0  |
| 2017   | SEA | 33  | 33  | 934  | 106 | 202  | .525 | 22  | 67  | .328 | 84  | 135 | .622 | .579 | 38  | 51  | .745 | 33  | 105 | 138  | 4.2 | 54  | 24  | 4  | 33  | 80  | 272  | 8.2  |
| 2018   | SEA | 31  | 30  | 813  | 83  | 173  | .480 | 29  | 74  | .392 | 54  | 99  | .545 | .564 | 33  | 39  | .846 | 31  | 77  | 108  | 3.5 | 58  | 31  | 4  | 36  | 70  | 228  | 7.4  |
| 2019   | SEA | 31  | 30  | 881  | 114 | 237  | .481 | 51  | 106 | .481 | 63  | 131 | .481 | .589 | 18  | 22  | .818 | 37  | 108 | 145  | 4.7 | 79  | 33  | 17 | 48  | 60  | 297  | 9.6  |
| 2020   | SEA | 22  | 22  | 633  | 82  | 147  | .558 | 35  | 67  | .522 | 47  | 80  | .588 | .677 | 20  | 25  | .800 | 19  | 74  | 93   | 4.2 | 59  | 33  | 11 | 19  | 38  | 219  | 10.0 |
| 2022   | WAS | 29  | 29  | 766  | 91  | 196  | .464 | 30  | 99  | .303 | 61  | 97  | .629 | .541 | 21  | 23  | .913 | 23  | 108 | 131  | 4.5 | 59  | 27  | 8  | 38  | 55  | 233  | 8.0  |
| 2023   | LVA | 33  | 1   | 729  | 78  | 167  | .467 | 42  | 105 | .400 | 36  | 62  | .581 | .593 | 20  | 25  | .800 | 19  | 88  | 107  | 3.2 | 33  | 21  | 4  | 23  | 71  | 218  | 6.6  |
| Career |     | 335 | 230 | 7734 | 878 | 1781 | .493 | 308 | 797 | .386 | 570 | 984 | .579 | .579 | 278 | 349 | .797 | 286 | 880 | 1166 | 3.5 | 484 | 251 | 72 | 355 | 681 | 2342 | 7.0  |



## SYDNEY COLSON

## #51

**Guard**

**5-11**

**Texas A&M '11**

**9th Year**

**2023 (Las Vegas)**

• ...

**2022 (Las Vegas)**

- Her 5 assists at Phoenix on May 6 were her most since she dished out 6 vs. Atlanta on August 16, 2020

**2020 (Chicago) ...**

**2019 (Las Vegas)**

- Forced the pass in the 2nd round of the WNBA Playoffs which led to the 'Hamby Heave' and a trip to the WNBA Semifinals for the Aces

**2018 (Minnesota) ...**

**2017 (San Antonio) ...**

**2016 (San Antonio) ...**

**2015 (San Antonio) ...**

**2011 (New York) ...**

### Collegiate Honors & Notes (Texas A&M)

- Finished her career ranked 5th all-time at A&M in assists and 4th in steals ... Posted 3-straight 100-assist seasons ... Led Aggies to the 2011 NCAA National Championship, and was named All-Big 12 honorable mention as a senior

### Personal

- Majored in sociology at Texas A&M ... Would like to pursue a television career as a sports commentator after WNBA career ... Takes acting classes, and has spent time as a stand up comic ([watch her recent set from Brad Garrett's Comedy Club at MGM Grand](#))

### Go to Sydney Colson's complete bio online

- Online bio includes items such as expanded WNBA statistics, more notes, college and international statistics, and more!

### Record Without

| Year          | Games Missed | Record With   | Record Without |
|---------------|--------------|---------------|----------------|
| 2011          | 18           | 10- 6         | 9- 9           |
| 2015          | 0            | 8-26          | 0- 0           |
| 2016          | 0            | 7-27          | 0- 0           |
| 2017          | 6            | 7-21          | 1- 5           |
| 2018          | 32           | 0- 2          | 18-14          |
| 2019          | 1            | 20-13         | 1- 0           |
| 2020          | 5            | 8- 9          | 4- 1           |
| 2022          | 18           | 15- 2         | 11- 7          |
| 2023          | 12           | 20- 2         | 10- 2          |
| <b>Totals</b> | <b>90</b>    | <b>95-109</b> | <b>53-38</b>   |

### Season Highs

|      | PTS | REBS | ASTS | STLS | BLKS | MIN   | FG | FGA | 3G | 3GA | FT | FTA |
|------|-----|------|------|------|------|-------|----|-----|----|-----|----|-----|
| 2011 | 6   | 1    | 2    | 2    | 1    | 16:00 | 2  | 3   | 2  | 3   | 5  | 6   |
| 2015 | 9   | 4    | 8    | 4    | 2    | 30:06 | 4  | 9   | 1  | 3   | 4  | 6   |
| 2016 | 12  | 4    | 6    | 4    | 1    | 24:47 | 5  | 9   | 2  | 4   | 6  | 6   |
| 2017 | 11  | 3    | 7    | 2    | 1    | 26:49 | 5  | 11  | 1  | 2   | 4  | 6   |
| 2018 | 4   | 2    | 2    | 0    | 1    | 11:00 | 2  | 4   | 0  | 2   | 1  | 2   |
| 2019 | 17  | 3    | 5    | 4    | 2    | 22:13 | 4  | 7   | 2  | 3   | 8  | 11  |
| 2020 | 6   | 2    | 6    | 3    | 0    | 15:52 | 3  | 7   | 1  | 3   | 2  | 2   |
| 2022 | 5   | 2    | 5    | 1    | 0    | 15:36 | 2  | 7   | 1  | 3   | 2  | 2   |
| 2023 | 5   | 2    | 3    | 1    | 1    | 10:00 | 2  | 2   | 1  | 1   | 2  | 2   |





WNBA Rankings

|      | PPG | RPG | APG  | SPG  | BPG | MPG | FG% | 3G% | FT% |
|------|-----|-----|------|------|-----|-----|-----|-----|-----|
| 2011 | --- | --- | ---  | ---  | --- | --- | --- | --- | --- |
| 2015 | --- | --- | 15th | ---  | --- | --- | --- | --- | --- |
| 2016 | --- | --- | ---  | 23rd | --- | --- | --- | --- | --- |
| 2017 | --- | --- | ---  | ---  | --- | --- | --- | --- | --- |
| 2018 | --- | --- | ---  | ---  | --- | --- | --- | --- | --- |
| 2019 | --- | --- | ---  | ---  | --- | --- | --- | --- | --- |
| 2020 | --- | --- | ---  | ---  | --- | --- | --- | --- | --- |
| 2022 | --- | --- | ---  | ---  | --- | --- | --- | --- | --- |

Milestones

| Mark   | Opponent | Date          | Gm. # |
|--------|----------|---------------|-------|
| 1st Pt | Atlanta  | June 14, 2011 | 1     |

Upcoming Milestones

| Mark  | Category | Current |
|-------|----------|---------|
| 1,000 | Points   | 587     |
| 200   | Rebounds | 162     |
| 400   | Assists  | 361     |

| Reb Asts Double Doubles |     |     |        | Scoring |     |     |
|-------------------------|-----|-----|--------|---------|-----|-----|
| Year                    | 10+ | 10+ | Pt-Reb | Year    | 10+ | 20+ |
| 2011                    | 0   | 0   | 0      | 2011    | 0   | 0   |
| 2015                    | 0   | 0   | 0      | 2015    | 0   | 0   |
| 2016                    | 0   | 0   | 0      | 2016    | 2   | 0   |
| 2017                    | 0   | 0   | 0      | 2017    | 1   | 0   |
| 2018                    | 0   | 0   | 0      | 2018    | 0   | 0   |
| 2019                    | 0   | 0   | 0      | 2019    | 2   | 0   |
| 2020                    | 0   | 0   | 0      | 2020    | 0   | 0   |
| 2022                    | 0   | 0   | 0      | 2022    | 0   | 0   |
| 2023                    | 0   | 0   | 0      | 2023    | 0   | 0   |
| Totals                  | 0   | 0   | 0      | Totals  | 5   | 0   |

Regular Season Highs

2023

|      |       |                       |          |
|------|-------|-----------------------|----------|
| PTS  | 5     | @ Minnesota           | July 9   |
| REBS | 2     | 2x, last vs. LA       | May 27   |
| ASTS | 3     | 2x, last vs. New York | June 29  |
| STLS | 1     | 3x, last vs. Atlanta  | August 1 |
| BLKS | 1     | Los Angeles           | May 27   |
| MINS | 10:00 | Los Angeles           | May 27   |

CAREER

|      |    |              |               |
|------|----|--------------|---------------|
| PTS  | 17 | @ Washington | July 13, 2019 |
| REBS | 4  | 5 x          |               |
| ASTS | 8  | @ Phoenix    | June 30, 2015 |
| STLS | 4  | 3x           |               |
| BLKS | 2  | 3x           |               |
| MINS | 30 | @ Tulsa      | Sept. 8, 2015 |

Career Regular Season Statistics

| Year   | Tm  | G   | GS | MP   | FG  | FGA | FG%  | 3P | 3PA | 3P%  | 2P  | 2PA | 2P%  | eFG% | FT  | FTA | FT%   | OR | DR  | REB | RPG | A   | S   | B  | TO  | PF  | PTS | PPG |
|--------|-----|-----|----|------|-----|-----|------|----|-----|------|-----|-----|------|------|-----|-----|-------|----|-----|-----|-----|-----|-----|----|-----|-----|-----|-----|
| 2011   | NYL | 16  | 0  | 86   | 7   | 20  | .350 | 3  | 7   | .429 | 4   | 13  | .308 | .425 | 5   | 6   | .833  | 0  | 6   | 6   | 0.4 | 10  | 4   | 2  | 17  | 9   | 22  | 1.4 |
| 2015   | SAS | 34  | 5  | 541  | 44  | 107 | .411 | 7  | 22  | .318 | 37  | 85  | .435 | .444 | 24  | 35  | .686  | 10 | 29  | 39  | 1.1 | 95  | 28  | 10 | 42  | 61  | 119 | 3.5 |
| 2016   | SAS | 34  | 0  | 573  | 59  | 137 | .431 | 5  | 26  | .192 | 54  | 111 | .486 | .449 | 49  | 59  | .831  | 14 | 41  | 55  | 1.6 | 87  | 38  | 1  | 51  | 62  | 172 | 5.1 |
| 2017   | SAS | 28  | 4  | 326  | 29  | 88  | .330 | 2  | 10  | .200 | 27  | 78  | .346 | .341 | 22  | 32  | .688  | 3  | 12  | 15  | 0.5 | 55  | 14  | 2  | 27  | 36  | 82  | 2.9 |
| 2018   | MIN | 2   | 0  | 17   | 3   | 7   | .429 | 0  | 2   | .000 | 3   | 5   | .600 | .429 | 1   | 2   | .500  | 1  | 1   | 2   | 1.0 | 4   | 0   | 1  | 4   | 2   | 7   | 3.5 |
| 2019   | LVA | 33  | 0  | 379  | 37  | 84  | .440 | 9  | 20  | .450 | 28  | 64  | .438 | .494 | 27  | 33  | .818  | 2  | 21  | 23  | 0.7 | 59  | 31  | 4  | 28  | 40  | 110 | 3.3 |
| 2020   | CHI | 17  | 0  | 110  | 9   | 21  | .429 | 3  | 9   | .333 | 6   | 12  | .500 | .500 | 7   | 8   | .875  | 1  | 6   | 7   | 0.4 | 14  | 6   | 0  | 14  | 13  | 28  | 1.6 |
| 2022   | LVA | 18  | 0  | 123  | 10  | 32  | .313 | 3  | 11  | .273 | 7   | 21  | .333 | .359 | 5   | 5   | 1.000 | 3  | 5   | 8   | 0.4 | 18  | 2   | 0  | 7   | 14  | 28  | 1.6 |
| 2023   | LVA | 22  | 0  | 86   | 6   | 12  | .500 | 2  | 5   | .400 | 4   | 7   | .571 | .583 | 3   | 4   | .750  | 1  | 6   | 7   | 0.3 | 19  | 4   | 1  | 3   | 15  | 17  | 0.8 |
| Career |     | 204 | 9  | 2241 | 205 | 509 | .403 | 34 | 112 | .304 | 171 | 397 | .431 | .436 | 143 | 184 | .777  | 35 | 127 | 162 | 0.8 | 361 | 127 | 21 | 193 | 252 | 587 | 2.9 |



## CAYLA GEORGE

## #13

**Center/Forward 6-5 Australia**

**4th Year**

### 2023 (Las Vegas)

- ...

### 2018 (Dallas)

- Scored a season-high 12 points at Los Angeles on July 12

### 2017 (Phoenix)

- Set a WNBA record and career-high for most defensive rebounds by a bench player with 14 on July 28 at Chicago, which was also the most defensive rebounds ever by a Mercury player in a regulation game ... Ranked 9th in the WNBA in defensive rebound percentage ... Scored a career-high-tying 14 points at Chicago on July 28

### 2015 (Phoenix)

- Finished 6th among rookies in field goal percentage, and 8th in rebounding ... Scored a career-high 14 points at Tulsa on September 13

### International (Australia)

- 2018 FIBA World Cup silver medalist (5x5)
- 2014 & 2022 FIBA World Cup bronze medalist (5x5)
- 2016 & 2020 Olympian quarterfinalist (5x5)
- Also competed for Australia 5x5 teams in the 2011 (gold) and 2013 (gold) FIBA Oceania Championships, the 2007 FIBA U19 World Cup (fifth place) and the 2007 FIBA U21 World Cup (silver)

### Personal

- Born in Mount Barker, Australia and resides in Cairns, Queensland, Australia ... Has an older sister and half sister ... Married her husband Kailu George on May 8, 2015 in Australia ... Has one daughter, Pearl, whom she and her husband adopted through "Kupai Omasker"

### Go to Cayla George's complete bio online

- Online bio includes items such as expanded WNBA statistics, more notes, college, international and Basketball Australia statistics, and more!

### Record Without

| Year          | Games Missed | Record With  | Record Without |
|---------------|--------------|--------------|----------------|
| 2015          | 0            | 20-14        | 0-0            |
| 2017          | 2            | 16-16        | 2-0            |
| 2018          | 11           | 9-14         | 6-5            |
| 2023          | 7            | 24- 3        | 6-1            |
| <b>Totals</b> | <b>20</b>    | <b>68-46</b> | <b>14-6</b>    |



Season Highs

|      | PTS | REBS | ASTS | STLS | BLKS | MIN   | FG | FGA | 3G | 3GA | FT | FTA |
|------|-----|------|------|------|------|-------|----|-----|----|-----|----|-----|
| 2015 | 14  | 12   | 3    | 2    | 3    | 35:55 | 6  | 10  | 3  | 7   | 4  | 4   |
| 2017 | 14  | 14   | 3    | 3    | 2    | 27:01 | 5  | 11  | 2  | 4   | 2  | 3   |
| 2018 | 12  | 6    | 3    | 1    | 2    | 19:49 | 6  | 8   | 2  | 5   | 6  | 6   |
| 2022 | 5   | 2    | 0    | 0    | 0    | 4:34  | 2  | 2   | 1  | 1   | 0  | 0   |
| 2023 | 11  | 5    | 2    | 3    | 2    | 20:56 | 4  | 8   | 3  | 5   | 0  | 1   |

WNBA Rankings

|      | PPG | RPG | APG | SPG | BPG  | MPG | FG% | 3G% | FT% |
|------|-----|-----|-----|-----|------|-----|-----|-----|-----|
| 2015 | --- | --- | --- | --- | 25th | --- | --- | --- | --- |
| 2017 | --- | --- | --- | --- | ---  | --- | --- | --- | --- |
| 2018 | --- | --- | --- | --- | ---  | --- | --- | --- | --- |

Milestones

| Mark      | Opponent    | Date          | Gm. # | Mark | Category | Current |
|-----------|-------------|---------------|-------|------|----------|---------|
| 1st Pt    | San Antonio | June 5, 2015  | 1     | 500  | Points   | 419     |
| 300th Reb | Chicago     | Aug. 24, 2023 | 115   | 300  | Rebounds | 300     |
|           |             |               |       | 50   | Blocks   | 43      |

Upcoming Milestones

| Rebounds |     |  | Double Doubles |  | Scoring |     |     |
|----------|-----|--|----------------|--|---------|-----|-----|
| Year     | 10+ |  | Pt-Reb         |  | Year    | 10+ | 20+ |
| 2015     | 2   |  | 1              |  | 2015    | 5   | 0   |
| 2017     | 1   |  | 1              |  | 2017    | 2   | 0   |
| 2018     | 0   |  | 0              |  | 2018    | 2   | 0   |
| 2023     | 0   |  | 0              |  | 2023    | 1   | 0   |
| Totals   | 3   |  | 2              |  | Totals  | 10  | 0   |

Regular Season Highs

| 2023 |       |             |         | CAREER |    |                       |                |
|------|-------|-------------|---------|--------|----|-----------------------|----------------|
| PTS  | 11    | Atlanta     | Aug. 13 | PTS    | 14 | 2x, last @ Chicago    | July 27, 2017  |
| REBS | 5     | Phoenix     | July 11 | REBS   | 14 | @ Chicago             | July 27, 2017  |
| ASTS | 2     | @ Minnesota | July 22 | ASTS   | 3  | 4x, Last vs Las Vegas | Aug. 17, 2018  |
| STLS | 3     | @ New York  | Aug. 6  | STLS   | 3  | 2x, Last at New York  | Aug. 6, 2023   |
| BLKS | 2     | Seattle     | June 15 | BLKS   | 3  | @ New York            | June 11, 2015  |
| MINS | 20:56 | Atlanta     | Aug. 13 | MINS   | 36 | @ Tulsa               | Sept. 13, 2015 |

Career Regular Season Statistics

| Year   | Tm  | G   | GS | MP   | FG  | FGA | FG%  | 3P | 3PA | 3P%  | 2P  | 2PA | 2P%  | eFG% | FT | FTA | FT%  | OR | DR  | REB | RPG | A  | S  | B  | TO | PF  | PTS | PPG |
|--------|-----|-----|----|------|-----|-----|------|----|-----|------|-----|-----|------|------|----|-----|------|----|-----|-----|-----|----|----|----|----|-----|-----|-----|
| 2015   | PHO | 34  | 2  | 433  | 67  | 157 | .427 | 17 | 60  | .283 | 50  | 97  | .515 | .481 | 19 | 22  | .864 | 26 | 81  | 107 | 3.1 | 25 | 13 | 22 | 27 | 70  | 170 | 5.0 |
| 2017   | PHO | 32  | 0  | 381  | 41  | 109 | .376 | 13 | 46  | .283 | 28  | 63  | .444 | .436 | 9  | 14  | .643 | 11 | 74  | 85  | 2.7 | 15 | 9  | 12 | 15 | 62  | 104 | 3.3 |
| 2018   | DAL | 23  | 1  | 245  | 34  | 78  | .436 | 12 | 39  | .308 | 22  | 39  | .564 | .513 | 3  | 6   | .500 | 15 | 49  | 64  | 2.8 | 16 | 2  | 5  | 14 | 31  | 83  | 3.6 |
| 2023   | LVA | 26  | 0  | 212  | 25  | 86  | .291 | 12 | 48  | .250 | 13  | 38  | .342 | .360 | 0  | 1   | .000 | 14 | 30  | 44  | 1.7 | 10 | 6  | 4  | 22 | 28  | 62  | 2.4 |
| Career |     | 115 | 3  | 1271 | 167 | 430 | .388 | 54 | 193 | .280 | 113 | 237 | .477 | .451 | 31 | 43  | .721 | 66 | 234 | 300 | 2.6 | 66 | 30 | 43 | 78 | 191 | 419 | 3.6 |



## CHELSEA GRAY

## #12

**Guard**

**5-11**

**Duke '13**

**9th Year**

### WNBA Career

- 2022, 2016 WNBA Champion
- 2022 WNBA Finals MVP
- 2023, 2021, 2019, 2018, 2017 WNBA All-Star
- 2019 All-WNBA First Team
- 2017 All-WNBA Second Team
- 2022 WNBA Commissioner's Cup MVP

### International (USA)

- 2020 Olympic gold medalist (5x5)
- 2022 World Cup gold medalist (5x5)

### Collegiate Career

- 2-time All-American
- 2013 ACC Co-Player of the Year

### High School Career

- 2010 California Miss Basketball
- 2010 Gatorade Player of the Year selection

### 2023 (Las Vegas)

- Recorded the franchise's 2nd triple-double and the 1st for points-rebounds-assists with 22 points, 11 rebounds and 11 assists against New York on Aug. 17 ... Named an All-Star starter...Western Conference Player of the Week for games played July 24-30 (24.5 ppg, 5.5 rpg, 8.5 apg) ....notched a double double with 19 points and 10 assists vs. the Lynx on May 28 and had the same output vs. the Mystics on Aug. 11.

### 2022 (Las Vegas)

- Led or tied for the team lead in assists on 16 occasions and in scoring 3 times ... Missed the June 27 game at LA (personal)

### 2021 (Las Vegas)

- Led or tied for team lead in assists 19 times, and in scoring 2 times ... Set or tied 3 franchise assist records—14 in a game vs. Lynx, Sept. 8; 10 in a half and 7 in a quarter vs. Fever, May 28

### 2020 (Los Angeles) ...

### 2019 (Los Angeles)

- Recorded the 8th triple-double in WNBA regular season history, July 7 (13-pt, 10-reb, 13-asst vs. Washington) ... Set franchise mark with 20 points in a quarter, August 29 vs. Indiana—2nd most points scored in a quarter in W history

### 2018 (Los Angeles)

- Opened year with a game-winning buzzer-beater in 77-76 win vs. Lynx, May 2

### 2017 (Los Angeles)

- 3-point field goal percentage was highest in team history and 7th highest in WNBA history for players with 50+ attempts

### 2016 (Los Angeles) ...

### 2015 (Connecticut) ...

### 2014 (Connecticut)

- Sat out season rehabbing right knee injury suffered senior year

### Collegiate Honors & Notes (Duke)

- Fractured her right knee cap her senior year against Boston College on January 12, ending her collegiate career ... Was leading the ACC in assists and steals per game prior to her injury ... Advanced to NCAA Elite 8 in each of her first 3 years ... Set program record for assists in a season (201) as a sophomore.

### Personal

- Married to Tipesa Mercedes Moorer... Is the daughter of James and Vickey Gray ... Has one brother, Javon ... Majored in sociology along with a minor in theater studies and a markets and management certificate

### Go to Chelsea Gray's complete bio online

- Online bio includes items such as expanded WNBA

### Record Without

| Year          | Games Missed | Record With   | Record Without |
|---------------|--------------|---------------|----------------|
| 2014          | 34           | 0- 0          | 13-21          |
| 2015          | 0            | 15-19         | 0- 0           |
| 2016          | 1            | 25- 8         | 1- 0           |
| 2017          | 0            | 26- 8         | 0- 0           |
| 2018          | 0            | 19-15         | 0- 0           |
| 2019          | 0            | 22-12         | 0- 0           |
| 2020          | 0            | 15- 7         | 0- 0           |
| 2021          | 0            | 24- 8         | 0- 0           |
| 2022          | 1            | 25-10         | 1- 0           |
| 2023          | 0            | 30- 4         | 0- 0           |
| <b>Totals</b> | <b>36</b>    | <b>201-91</b> | <b>15-21</b>   |

### Season Highs

|      | PTS | REBS | ASTS | STLS | BLKS | MIN   | FG | FGA | 3G | 3GA | FT | FTA |
|------|-----|------|------|------|------|-------|----|-----|----|-----|----|-----|
| 2015 | 16  | 9    | 7    | 3    | 2    | 25:48 | 6  | 11  | 4  | 5   | 5  | 6   |
| 2016 | 23  | 6    | 8    | 3    | 1    | 36:30 | 8  | 10  | 2  | 3   | 6  | 7   |
| 2017 | 25  | 8    | 10   | 4    | 1    | 47:51 | 9  | 18  | 5  | 8   | 8  | 10  |
| 2018 | 26  | 7    | 11   | 6    | 3    | 38:36 | 11 | 20  | 4  | 7   | 8  | 11  |
| 2019 | 30  | 10   | 13   | 5    | 2    | 41:03 | 11 | 21  | 7  | 9   | 7  | 7   |
| 2020 | 27  | 8    | 11   | 3    | 1    | 39:06 | 10 | 19  | 4  | 7   | 5  | 5   |
| 2021 | 21  | 6    | 14   | 5    | 2    | 37:14 | 8  | 19  | 3  | 6   | 5  | 5   |
| 2022 | 33  | 7    | 12   | 5    | 2    | 39:56 | 11 | 17  | 5  | 8   | 11 | 11  |
| 2023 | 27  | 11   | 12   | 4    | 3    | 37:23 | 10 | 22  | 4  | 7   | 10 | 11  |



## WNBA Rankings

|      | PPG  | RPG | APG  | SPG  | BPG | MPG  | FG%  | 3G%  | FT%  |
|------|------|-----|------|------|-----|------|------|------|------|
| 2015 | ---  | --- | 18th | ---  | --- | ---  | ---  | ---  | ---  |
| 2016 | ---  | --- | ---  | ---  | --- | ---  | ---  | ---  | ---  |
| 2017 | 19th | --- | 6th  | ---  | --- | 3rd  | 10th | 1st  | 22nd |
| 2018 | 19th | --- | 6th  | 6th  | --- | 5th  | 16th | 14th | 18th |
| 2019 | 13th | --- | 2nd  | ---  | --- | 4th  | ---  | 13th | 5th  |
| 2020 | 21st | --- | 5th  | 11th | --- | 14th | ---  | ---  | 2nd  |
| 2021 | ---  | --- | 4th  | 20th | --- | ---  | 16th | 16th | ---  |
| 2022 | 21st | --- | 4th  | 4th  | --- | 22nd | 17th | ---  | 4th  |

## Milestones

| Mark        | Opponent   | Date         | Gm. # |
|-------------|------------|--------------|-------|
| 1st Pt      | Washington | June 5, 2015 | 1     |
| 1,000th Pt  | Phoenix    | May 27, 2018 | 105   |
| 2,000th Pt  | Las Vegas  | Aug. 7, 2020 | 175   |
| 3,000th Pt  | @ Seattle  | Aug. 7, 2022 | 255   |
| 1,000th Ast | @ Phoenix  | May 6, 2022  | 234   |

## Upcoming Milestones

| Mark  | Category | Current |
|-------|----------|---------|
| 4,000 | Points   | 3,590   |
| 1,000 | Rebounds | 909     |
| 1,500 | Assists  | 1,455   |
| 400   | Steals   | 331     |

|        | Reb | Asts | Dub-Dub | Trip-Dub   | Scoring |     |     |     |
|--------|-----|------|---------|------------|---------|-----|-----|-----|
| Year   | 10+ | 10+  | Pt-Ast  | Pt-Reb-Ast | Year    | 10+ | 20+ | 30+ |
| 2015   | 0   | 0    | 0       | 0          | 2015    | 9   | 0   | 0   |
| 2016   | 0   | 0    | 0       | 0          | 2016    | 7   | 2   | 0   |
| 2017   | 0   | 1    | 1       | 0          | 2017    | 28  | 6   | 0   |
| 2018   | 0   | 1    | 1       | 0          | 2018    | 28  | 9   | 0   |
| 2019   | 1   | 2    | 1       | 1          | 2019    | 28  | 7   | 1   |
| 2020   | 0   | 1    | 0       | 0          | 2020    | 18  | 4   | 0   |
| 2021   | 0   | 3    | 1       | 0          | 2021    | 19  | 1   | 0   |
| 2022   | 0   | 1    | 1       | 0          | 2022    | 25  | 5   | 0   |
| 2023   | 1   | 9    | 9       | 1          | 2023    | 30  | 6   | 0   |
| Totals | 2   | 18   | 14      | 2          | Totals  | 192 | 40  | 1   |

## Regular Season Highs

| 2023                                  | CAREER                                  |
|---------------------------------------|-----------------------------------------|
| PTS 27 Dallas July 30                 | PTS 33 Seattle Aug. 14, 2022            |
| REBS 11 New York August 17            | REBS 11 New York Aug. 17, 2023          |
| ASTS 12 2x, last at Atlanta August 22 | ASTS 14 Minnesota Sept. 8, 2021         |
| STLS 4 @ Seattle July 20              | STLS 6 @ Minnesota May 20, 2018         |
| BLKS 3 @ Chicago August 24            | BLKS 3 2x, last @ Chicago Aug. 24, 2023 |
| MINS 37:23 New York August 17         | MINS 48 @ Chicago Aug. 18, 2017         |

## Career Regular Season Statistics

| Year   | Tm  | G   | GS  | MP   | FG   | FGA  | FG%  | 3P  | 3PA | 3P%  | 2P   | 2PA  | 2P%  | eFG% | FT  | FTA | FT%  | OR  | DR  | REB | RPG | A    | S   | B  | TO  | PF  | PTS  | PPG  |
|--------|-----|-----|-----|------|------|------|------|-----|-----|------|------|------|------|------|-----|-----|------|-----|-----|-----|-----|------|-----|----|-----|-----|------|------|
| 2015   | CON | 34  | 0   | 543  | 86   | 203  | .424 | 23  | 66  | .348 | 63   | 137  | .460 | .480 | 40  | 49  | .816 | 18  | 60  | 78  | 2.3 | 92   | 22  | 5  | 59  | 43  | 235  | 6.9  |
| 2016   | LAS | 33  | 1   | 540  | 71   | 157  | .452 | 14  | 46  | .304 | 57   | 111  | .514 | .497 | 39  | 50  | .780 | 8   | 50  | 58  | 1.8 | 71   | 16  | 4  | 40  | 38  | 195  | 5.9  |
| 2017   | LAS | 34  | 34  | 1125 | 184  | 363  | .507 | 53  | 110 | .482 | 131  | 253  | .518 | .580 | 81  | 98  | .827 | 21  | 92  | 113 | 3.3 | 151  | 36  | 8  | 65  | 74  | 502  | 14.8 |
| 2018 * | LAS | 34  | 34  | 1111 | 193  | 399  | .484 | 38  | 97  | .392 | 155  | 302  | .513 | .531 | 81  | 97  | .835 | 17  | 99  | 116 | 3.4 | 175  | 48  | 6  | 79  | 65  | 505  | 14.9 |
| 2019 * | LAS | 34  | 34  | 1108 | 188  | 452  | .416 | 50  | 131 | .382 | 138  | 321  | .430 | .471 | 66  | 72  | .917 | 14  | 114 | 128 | 3.8 | 202  | 33  | 3  | 108 | 49  | 492  | 14.5 |
| 2020   | LAS | 22  | 22  | 679  | 122  | 276  | .442 | 18  | 59  | .305 | 104  | 217  | .479 | .475 | 46  | 49  | .939 | 15  | 66  | 81  | 3.7 | 116  | 34  | 2  | 60  | 38  | 308  | 14.0 |
| 2021 * | LVA | 32  | 32  | 926  | 148  | 326  | .454 | 27  | 71  | .380 | 121  | 255  | .475 | .495 | 32  | 36  | .889 | 15  | 77  | 92  | 2.9 | 189  | 37  | 9  | 88  | 43  | 355  | 11.1 |
| 2022   | LVA | 35  | 35  | 1039 | 183  | 373  | .491 | 34  | 100 | .340 | 149  | 273  | .546 | .536 | 81  | 89  | .910 | 10  | 102 | 112 | 3.2 | 212  | 57  | 10 | 80  | 54  | 481  | 13.7 |
| 2023   | LVA | 34  | 34  | 1094 | 194  | 393  | .494 | 54  | 126 | .429 | 140  | 267  | .524 | .562 | 75  | 81  | .926 | 10  | 121 | 131 | 3.9 | 247  | 48  | 21 | 91  | 68  | 517  | 15.2 |
| Career |     | 292 | 226 | 8165 | 1369 | 2942 | .465 | 311 | 806 | .386 | 1058 | 2136 | .495 | .518 | 541 | 621 | .871 | 128 | 781 | 909 | 3.1 | 1455 | 331 | 68 | 671 | 472 | 3590 | 12.3 |





## CANDACE PARKER

### #3

**Forward**

**6-4**

**Tennessee '08**

**16th Year**

### WNBA Career Highlights

- 2021 & 2016 WNBA Champion
- 2016 WNBA Finals MVP
- 2018 & 2013 WNBA MVP
- 2017 ESPY Award for Best WNBA Player
- 2020 WNBA Defensive Player of the Year
- 2022, 2020, 2017, 2014, 2013, 2012 & 2008 All-WNBA First Team
- 2018, 2015, & 2009 All-WNBA Second Team
- 2022, 2021, 2018, 2017, 2014, 2013, & 2011 WNBA All-Star
- 2013 WNBA All-Star Game MVP
- 2012 & 2009 WNBA All-Defensive Second Team
- 2013 WNBA Rookie of the Year
- 2013 WNBA All-Rookie Team
- 7-time WNBA Western Conf. Player of the Month
- 26-time WNBA Western Conf. Player of the Week
- Named to the WNBA Top 20 At 20 Team
- Named to the WNBA W25 Team

### International (USA)

- 2012, 2008 Olympic gold medalist (5x5)
- 2006 FIBA World Cup bronze medalist (5x5)
- 2007 FIBA Americas Championship gold medalist (5x5)
- 2004 FIBA Americas U18 Championship gold medalist (5x5)

### Collegiate Career

- 2008, 2007 National Champion
- 2008, 2007 National Player of the Year
- 2008, 2007 Final Four MVP

### 2023 (Las Vegas)

- Nabbed the 500th steal of her career against Los Angeles on May 27.

### 2022 (Chicago)

- Recorded 2 triple-doubles—May 22 at Washington (16 points 13 rebounds, 10 assists) and June 23 at Los Angeles (10 points, 14 rebounds, 10 assists)

### 2021 (Chicago)

- Missed 9 games due to injury ... Team went 15-8 with her in the lineup and 1-8 without her

### 2020 (Los Angeles) ...

### 2019 (Los Angeles)

- Missed 12 games due to injury

### 2018 (Los Angeles)

- Scored a season-high 34 points at Las Vegas on July 15

### 2017 (Los Angeles)

- Recorded her first career triple-double against San

### Record Without

| Year          | Games Missed | Record With    | Record Without |
|---------------|--------------|----------------|----------------|
| 2008          | 1            | 20-13          | 0- 1           |
| 2009          | 9            | 15-10          | 3- 6           |
| 2010          | 24           | 3- 7           | 10-14          |
| 2011          | 17           | 8- 9           | 7-10           |
| 2012          | 1            | 23-10          | 1- 0           |
| 2013          | 3            | 22- 9          | 2- 1           |
| 2014          | 4            | 15-15          | 1- 3           |
| 2015          | 18           | 11- 5          | 3-15           |
| 2016          | 0            | 26- 8          | 0- 0           |
| 2017          | 1            | 25- 8          | 1- 0           |
| 2018          | 3            | 17-14          | 2- 1           |
| 2019          | 12           | 14- 8          | 8- 4           |
| 2020          | 0            | 15- 7          | 0- 0           |
| 2021          | 9            | 15- 8          | 1- 8           |
| 2022          | 4            | 23- 9          | 3- 1           |
| 2023          | 15           | 16- 2          | 14- 2          |
| <b>Totals</b> | <b>119</b>   | <b>268-142</b> | <b>56-66</b>   |

### Season Highs

|      | PTS | REBS | ASTS | STLS | BLKS | MIN   | FG | FGA | 3G | 3GA | FT | FTA |
|------|-----|------|------|------|------|-------|----|-----|----|-----|----|-----|
| 2008 | 40  | 16   | 8    | 5    | 6    | 46:00 | 15 | 23  | 2  | 2   | 11 | 16  |
| 2009 | 24  | 14   | 8    | 3    | 6    | 48:00 | 10 | 21  | 1  | 3   | 7  | 10  |
| 2010 | 33  | 12   | 5    | 2    | 6    | 40:00 | 12 | 21  | 1  | 2   | 8  | 11  |
| 2011 | 32  | 14   | 5    | 3    | 5    | 41:00 | 13 | 25  | 3  | 6   | 8  | 13  |
| 2012 | 33  | 16   | 8    | 4    | 9    | 38:00 | 14 | 22  | 3  | 5   | 12 | 17  |
| 2013 | 30  | 20   | 9    | 4    | 4    | 46:00 | 14 | 22  | 3  | 4   | 14 | 17  |
| 2014 | 34  | 12   | 9    | 6    | 4    | 48:00 | 12 | 28  | 3  | 7   | 13 | 14  |
| 2015 | 33  | 13   | 10   | 8    | 3    | 38:18 | 12 | 23  | 5  | 8   | 9  | 12  |
| 2016 | 34  | 13   | 9    | 3    | 3    | 38:02 | 12 | 25  | 4  | 7   | 12 | 14  |
| 2017 | 29  | 17   | 11   | 4    | 5    | 40:07 | 11 | 22  | 3  | 7   | 7  | 9   |
| 2018 | 34  | 14   | 11   | 4    | 3    | 40:11 | 12 | 22  | 5  | 8   | 9  | 12  |
| 2019 | 21  | 11   | 6    | 4    | 4    | 32:18 | 9  | 16  | 3  | 5   | 6  | 9   |
| 2020 | 25  | 17   | 9    | 3    | 3    | 38:17 | 10 | 18  | 5  | 6   | 8  | 10  |
| 2021 | 30  | 14   | 8    | 2    | 4    | 37:42 | 12 | 20  | 4  | 7   | 8  | 9   |
| 2022 | 31  | 14   | 10   | 3    | 4    | 33:42 | 12 | 20  | 4  | 8   | 7  | 8   |
| 2023 | 15  | 12   | 8    | 5    | 3    | 26:29 | 7  | 12  | 3  | 6   | 4  | 4   |

Antonio on July 28 (11 points, 17 rebounds, 11 assists)

## 2016 (Los Angeles) ...

## 2015 (Los Angeles)

- Her 8 steals vs. Indiana on August 18 set a franchise record

## 2014 (Los Angeles) ...

## 2013 (Los Angeles)

- Posted her 1st career 20-point, 20-rebound game at San Antonio on June 1 (27 points, 20 rebounds)

## 2012 (Los Angeles) ...

## 2011 (Los Angeles) ...

## 2010 (Los Angeles) ...

## 2009 (Los Angeles)

- Missed the first nine games of the 2009 season following the birth of her first child, Lailaa.

## 2008 (Los Angeles)

- Second player to dunk during a regular season

game (Indiana on June 22) ... Dunked two nights later against Seattle on June 24

## Personal

- Parker and her daughter Lailaa are part of the Angel FC NWSL team ownership group. The team was founded in 2020 and began play in 2022 ... Married to former Russia National Basketball Team member Anna Petrakova, who gave birth to their son in 2022.

## Go to Candace Parker's complete bio online

- Online bio includes items such as expanded WNBA statistics, more notes, college, international and USA Basketball statistics, and more!

## WNBA Rankings

|      | PPG  | RPG  | APG  | SPG  | BPG  | MPG  | FG%  | 3G%  | FT%  |
|------|------|------|------|------|------|------|------|------|------|
| 2008 | 4th  | 1st  | 17th | ---  | 2nd  | 7th  | 5th  | ---  | ---  |
| 2009 | 19th | 1st  | ---  | ---  | 1st  | 10th | 13th | ---  | ---  |
| 2010 | ---  | ---  | ---  | ---  | ---  | ---  | ---  | ---  | ---  |
| 2011 | ---  | ---  | ---  | ---  | ---  | ---  | 10th | ---  | ---  |
| 2012 | 7th  | 3rd  | 15th | 12th | 1st  | 14th | 16th | ---  | ---  |
| 2013 | 6th  | 7th  | 12th | 13th | 4th  | ---  | 13th | ---  | ---  |
| 2014 | 3rd  | 13th | 5th  | 6th  | 5th  | 4th  | 17th | ---  | 14th |
| 2015 | ---  | ---  | ---  | ---  | ---  | ---  | 11th | ---  | ---  |
| 2016 | 10th | 9th  | 3rd  | 9th  | 13th | 14th | ---  | 10th | ---  |
| 2017 | 11th | 7th  | 9th  | 8th  | 5th  | 16th | 19th | 20th | ---  |
| 2018 | 11th | 4th  | 8th  | 19th | 13th | 15th | 18th | ---  | ---  |
| 2019 | ---  | ---  | ---  | ---  | ---  | ---  | ---  | ---  | ---  |
| 2020 | 18th | 1st  | 7th  | ---  | 8th  | 19th | 11th | 18th | ---  |
| 2021 | 22nd | 9th  | 11th | ---  | 14th | ---  | 15th | ---  | ---  |
| 2022 | ---  | 3rd  | 11th | ---  | 12th | ---  | ---  | ---  | 24th |

## Milestones

| Mark        | Opponent    | Date           | Gm. # |
|-------------|-------------|----------------|-------|
| 1st Pt      | @ Phoenix   | May 17, 2008   | 1     |
| 1,000th Pt  | Washington  | May 28, 2010   | 62    |
| 2,000th Pt  | Phoenix     | Sept. 18, 2012 | 117   |
| 3,000th Pt  | @ Indiana   | July 15, 2014  | 170   |
| 4,000th Pt  | San Antonio | Sept. 16, 2016 | 229   |
| 5,000th Pt  | Phoenix     | Aug. 5, 2018   | 287   |
| 6,000th Pt  | Los Angeles | May 6, 2022    | 361   |
| 1,000 Reb   | @ Phoenix   | July 10, 2012  | 104   |
| 2,000 Reb   | @ Seattle   | Sept. 11, 2016 | 227   |
| 3,000 Reb   | Washington  | July 10, 2021  | 349   |
| 1,000th Ast | Atlanta     | Sept. 1, 2017  | 261   |
| 500th Stl   | Los Angeles | May 27, 2023   | 395   |

## Upcoming Milestones

| Mark  | Category      | Current |
|-------|---------------|---------|
| 7,000 | Points        | 6,574   |
| 4,000 | Rebounds      | 3,467   |
| 2,000 | Assists       | 1,634   |
| 700   | Blocked Shots | 619     |



CANDACE PARKER

#3

(continued ...)

|        | Reb    | Asts   | Doub-Doub |       | Trip-Dub | Scoring |     |     |     |     |
|--------|--------|--------|-----------|-------|----------|---------|-----|-----|-----|-----|
| Year   | 10+10+ | Pt-Reb | Pt-Ast    | P-R-A |          | Year    | 10+ | 20+ | 30+ | 40+ |
| 2008   | 17     | 0      | 17        | 0     | 0        | 2008    | 32  | 11  | 3   | 1   |
| 2009   | 17     | 0      | 15        | 0     | 0        | 2009    | 19  | 4   | 0   | 0   |
| 2010   | 7      | 0      | 7         | 0     | 0        | 2010    | 10  | 6   | 2   | 0   |
| 2011   | 6      | 0      | 6         | 0     | 0        | 2011    | 16  | 6   | 1   | 0   |
| 2012   | 19     | 0      | 18        | 0     | 0        | 2012    | 29  | 13  | 2   | 0   |
| 2013   | 10     | 0      | 8         | 0     | 0        | 2013    | 27  | 13  | 1   | 0   |
| 2014   | 6      | 0      | 6         | 0     | 0        | 2014    | 28  | 12  | 2   | 0   |
| 2015   | 11     | 1      | 11        | 1     | 0        | 2015    | 16  | 8   | 2   | 0   |
| 2016   | 8      | 0      | 6         | 0     | 0        | 2016    | 25  | 10  | 2   | 0   |
| 2017   | 12     | 1      | 12        | 1     | 1        | 2017    | 31  | 11  | 0   | 0   |
| 2018   | 11     | 2      | 11        | 2     | 0        | 2018    | 27  | 14  | 1   | 0   |
| 2019   | 4      | 0      | 4         | 0     | 0        | 2019    | 13  | 4   | 0   | 0   |
| 2020   | 12     | 0      | 10        | 0     | 0        | 2020    | 16  | 5   | 0   | 0   |
| 2021   | 8      | 0      | 8         | 0     | 0        | 2021    | 16  | 6   | 1   | 0   |
| 2022   | 14     | 2      | 12        | 2     | 2        | 2022    | 25  | 4   | 1   | 0   |
| 2023   | 1      | 0      | 0         | 0     | 0        | 2023    | 9   | 0   | 0   | 0   |
| Totals | 163    | 6      | 151       | 6     | 3        | Totals  | 339 | 127 | 18  | 1   |

Regular Season Highs

2023

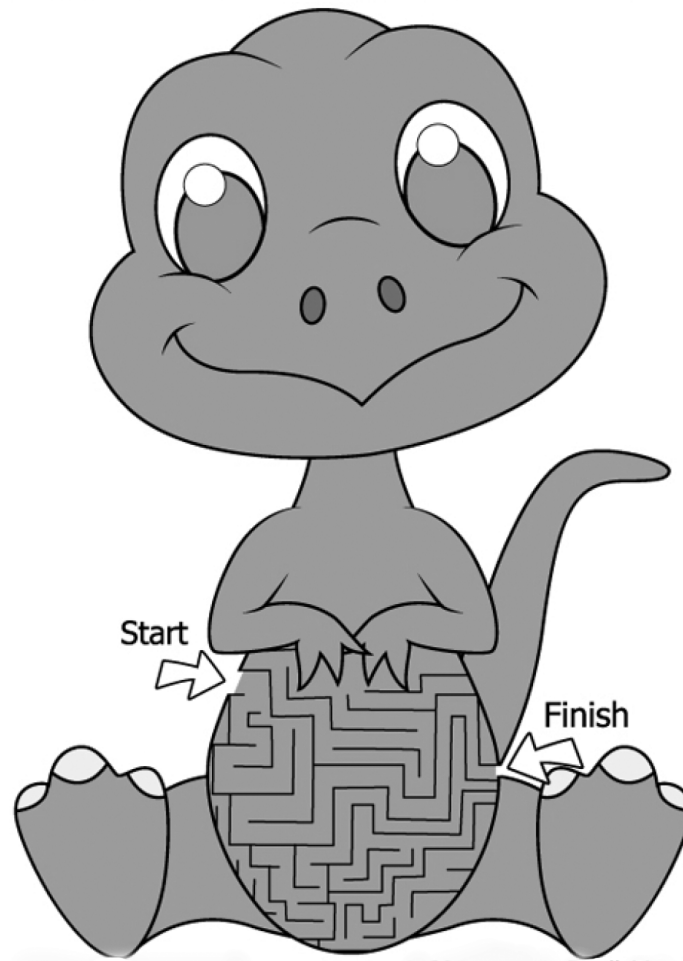
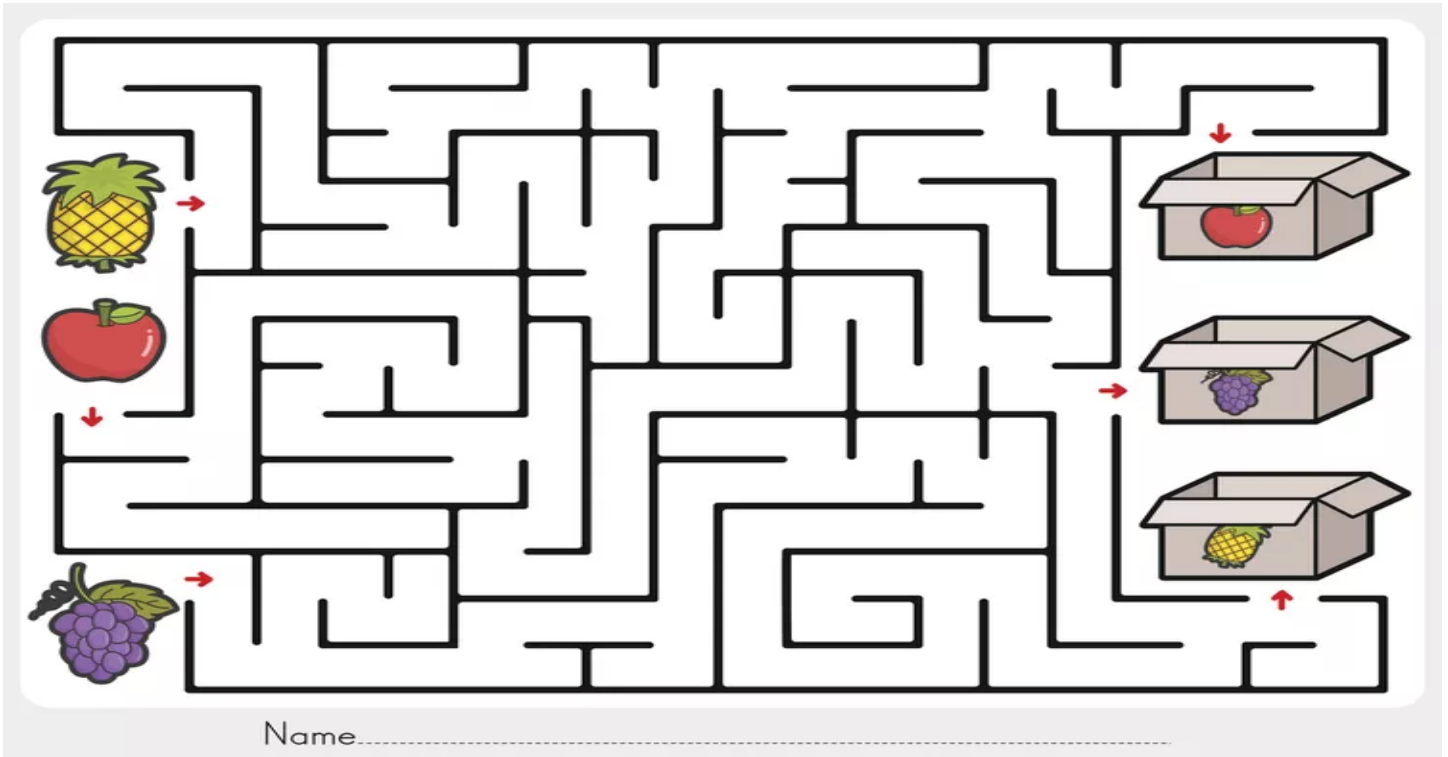
|      |       |                          |         |
|------|-------|--------------------------|---------|
| PTS  | 15    | 3x, last vs. Connecticut | July 1  |
| REBS | 12    | Indiana                  | June 24 |
| ASTS | 8     | Connecticut              | July 1  |
| STLS | 5     | Chicago                  | June 11 |
| BLKS | 3     | @ Seattle                | May 20  |
| MINS | 26:29 | Connecticut              | July 1  |

CAREER

|      |    |                       |               |
|------|----|-----------------------|---------------|
| PTS  | 40 | Houston               | July 9, 2008  |
| REBS | 20 | @ San Antonio         | June 1, 2013  |
| ASTS | 11 | 2x, last @ Washington | June 15, 2018 |
| STLS | 8  | Indiana               | Aug. 18, 2015 |
| BLKS | 9  | Tulsa                 | June 20, 2012 |
| MINS | 48 | 2x, last @ Washington | June 1, 2014  |

Career Regular Season Statistics

| Year   | Tm  | G   | GS  | MP    | FG   | FGA  | FG%  | 3P  | 3PA  | 3P%  | 2P   | 2PA  | 2P%  | eFG% | FT   | FTA  | FT%  | OR  | DR   | REB  | RPG  | A    | S   | B   | TO   | PF  | PTS  | PPG  |
|--------|-----|-----|-----|-------|------|------|------|-----|------|------|------|------|------|------|------|------|------|-----|------|------|------|------|-----|-----|------|-----|------|------|
| 2008   | LAS | 33  | 33  | 1109  | 231  | 442  | .523 | 11  | 26   | .423 | 220  | 416  | .529 | .535 | 137  | 187  | .733 | 84  | 229  | 313  | 9.5  | 113  | 42  | 75  | 93   | 91  | 610  | 18.5 |
| 2009   | LAS | 25  | 24  | 815   | 131  | 270  | .485 | 5   | 24   | .208 | 126  | 246  | .512 | .494 | 61   | 80   | .763 | 60  | 184  | 244  | 9.8  | 64   | 15  | 53  | 55   | 53  | 328  | 13.1 |
| 2010   | LAS | 10  | 10  | 335   | 81   | 162  | .500 | 3   | 12   | .250 | 78   | 150  | .520 | .509 | 41   | 56   | .732 | 19  | 82   | 101  | 10.1 | 22   | 10  | 22  | 32   | 18  | 206  | 20.6 |
| 2011   | LAS | 17  | 16  | 555   | 116  | 227  | .511 | 18  | 43   | .419 | 98   | 184  | .533 | .551 | 64   | 87   | .736 | 21  | 125  | 146  | 8.6  | 47   | 21  | 27  | 33   | 34  | 314  | 18.5 |
| 2012   | LAS | 33  | 33  | 1014  | 228  | 474  | .481 | 19  | 59   | .322 | 209  | 415  | .504 | .501 | 98   | 138  | .710 | 83  | 237  | 320  | 9.7  | 110  | 51  | 76  | 98   | 58  | 573  | 17.4 |
| 2013   | LAS | 31  | 31  | 889   | 208  | 422  | .493 | 9   | 35   | .257 | 199  | 387  | .514 | .504 | 131  | 172  | .762 | 44  | 225  | 269  | 8.7  | 117  | 40  | 57  | 71   | 42  | 556  | 17.9 |
| 2014   | LAS | 30  | 29  | 995   | 216  | 461  | .469 | 19  | 62   | .306 | 197  | 399  | .494 | .489 | 132  | 156  | .846 | 29  | 185  | 214  | 7.1  | 128  | 54  | 41  | 78   | 51  | 583  | 19.4 |
| 2015   | LAS | 16  | 16  | 551   | 116  | 237  | .489 | 12  | 43   | .279 | 104  | 194  | .536 | .515 | 66   | 81   | .815 | 18  | 143  | 161  | 10.1 | 100  | 31  | 29  | 40   | 39  | 310  | 19.4 |
| 2016   | LAS | 34  | 34  | 1046  | 190  | 430  | .442 | 42  | 110  | .382 | 148  | 320  | .463 | .491 | 99   | 140  | .707 | 33  | 217  | 250  | 7.4  | 166  | 47  | 33  | 98   | 74  | 521  | 15.3 |
| 2017   | LAS | 33  | 33  | 1007  | 208  | 435  | .478 | 45  | 127  | .354 | 163  | 308  | .529 | .530 | 96   | 127  | .756 | 40  | 237  | 277  | 8.4  | 141  | 48  | 55  | 89   | 77  | 557  | 16.9 |
| 2018   | LAS | 31  | 30  | 949   | 198  | 420  | .471 | 41  | 119  | .345 | 157  | 301  | .522 | .520 | 118  | 146  | .808 | 51  | 202  | 253  | 8.2  | 146  | 38  | 33  | 92   | 65  | 555  | 17.9 |
| 2019   | LAS | 22  | 22  | 571   | 89   | 211  | .422 | 16  | 60   | .267 | 73   | 151  | .483 | .460 | 53   | 67   | .791 | 24  | 116  | 140  | 6.4  | 76   | 23  | 17  | 54   | 39  | 247  | 11.2 |
| 2020   | LAS | 22  | 22  | 665   | 124  | 243  | .510 | 19  | 48   | .396 | 105  | 195  | .538 | .549 | 57   | 78   | .731 | 37  | 177  | 214  | 9.7  | 101  | 26  | 27  | 64   | 51  | 324  | 14.7 |
| 2021   | CHI | 23  | 23  | 615   | 116  | 253  | .458 | 24  | 73   | .329 | 92   | 180  | .511 | .506 | 50   | 63   | .794 | 32  | 161  | 193  | 8.4  | 91   | 19  | 27  | 56   | 37  | 306  | 13.3 |
| 2022   | CHI | 32  | 32  | 904   | 159  | 347  | .458 | 42  | 135  | .311 | 117  | 212  | .552 | .519 | 62   | 76   | .816 | 30  | 245  | 275  | 8.6  | 145  | 31  | 31  | 78   | 70  | 422  | 13.2 |
| 2023   | LVA | 18  | 18  | 425   | 60   | 129  | .465 | 17  | 51   | .333 | 43   | 78   | .551 | .531 | 25   | 28   | .893 | 16  | 81   | 97   | 5.4  | 67   | 27  | 16  | 31   | 35  | 162  | 9.0  |
| Career |     | 410 | 406 | 12445 | 2471 | 5163 | .479 | 342 | 1027 | .333 | 2129 | 4136 | .515 | .512 | 1290 | 1682 | .767 | 621 | 2846 | 3467 | 8.5  | 1634 | 523 | 619 | 1062 | 834 | 6574 | 16.0 |





## KELSEY PLUM

## #10

**Guard**

**5-8**

**Washington '17**

**6th Year**

### WNBA Career Highlights

- 2022 WNBA Champion
- 2023 & 2022 All-Star
- 2022 All-Star MVP
- 2021 6th Player of the Year
- 1-time Western Conference Player of the Month
- 3-time Western Conference Player of the Week

### International (USA)

- 2020 Olympic Gold Medalist (3x3)
- 2018 & 2022 FIBA World Cup gold medalist (5x5)
- 2015 Pan American Games silver medalist (5x5)
- 2013 FIBA U19 World Cup gold medalist (5x5)

### Collegiate Career

- Unanimous 2017 National Player of the Year
- Two-time All-American
- NCAA career and single-season scoring leader

### 2023 (Las Vegas)

- Named as an All-Star for the second time in her career... Scored a franchise-high 40 points at Minnesota on July 9 and got her first points-assists double-double of the year with 19 points and 10 assists vs. Washington on Aug. 11 ... Prior to the May 25 game in LA, made at least 1 3-pointer in 45-straight regular season games, which was tied for the third-longest streak in WNBA history ... missed the July 5 game vs. Dallas (back)

### 2022 (Las Vegas)

- Led or tied for the team lead in assists on 18 occasions, and in scoring 11 times ... Named Western Conference Player of the Week, June 6 and August 1 ... Leading All-Star vote-getter among guards ... Tied a WNBA record by making at least 3 three-pointers in 9 straight games (Diana Taurasi)

### 2021 (Las Vegas)

- Led or tied for the team lead in scoring 9 times, and assists 7 times ... Missed 6 games in May/June while training with the USAB 3x3 team ... Named WNBA Western Conference Player of the Month for September ... Named WNBA Western Conference Player of the Week for games played September 13-19

### 2020 (Las Vegas)

- Did Not Play—Injured (left Achilles)

### 2019 (Las Vegas)

- Led the team in scoring on 2 occasions, and in assists 8 times

### 2018 (Las Vegas)

- Recorded her first career double-double with 20 points and a career-high 13 assists at Atlanta Aug. 7

### 2017 (San Antonio) ...

### Collegiate Honors & Notes (Washington)

- Broke all-time NCAA scoring record with 3,527 points ... broke single-season NCAA scoring record with 1,109 points ... Broke 33-year-old NCAA career free throw record with 912 ... Won the Dawn Staley, Ann Meyers Drysdale, Nancy Lieberman awards, Naismith Trophy and Wade Trophy in 2017

### Personal

- Majored in Anthropology ... Enjoys sand volleyball and hanging out with her family ... Has three siblings, her brother Daniel, sister Kaitlyn who played volleyball at UC Davis, and her sister Lauren who played volleyball at Oregon ... Mother Katie played volleyball at UC Davis and her father Jim played football and baseball at San Diego State

### Go to Kelsey Plum's complete bio online

- Online bio includes items such as expanded WNBA statistics, more notes, college, international and USA Basketball statistics, and more!

### Record Without

| Year          | Games Missed | Record With   | Record Without |
|---------------|--------------|---------------|----------------|
| 2017          | 3            | 8-23          | 0-3            |
| 2018          | 2            | 14-17         | 0-2            |
| 2019          | 0            | 21-13         | 0-0            |
| 2020          | 22           | 0- 0          | 18-4           |
| 2021          | 6            | 20- 6         | 4-2            |
| 2022          | 0            | 26-10         | 0-0            |
| 2023          | 1            | 29- 4         | 1-0            |
| <b>Totals</b> | <b>34</b>    | <b>118-73</b> | <b>23-11</b>   |



# PLAYER PROFILES



## Season Highs

|      | PTS | REBS | ASTS | STLS | BLKS | MIN   | FG | FGA | 3G | 3GA | FT | FTA |
|------|-----|------|------|------|------|-------|----|-----|----|-----|----|-----|
| 2017 | 23  | 6    | 12   | 3    | 1    | 39:53 | 7  | 17  | 5  | 9   | 6  | 6   |
| 2018 | 21  | 9    | 13   | 4    | 1    | 37:00 | 9  | 14  | 5  | 8   | 5  | 6   |
| 2019 | 21  | 7    | 8    | 3    | 1    | 37:21 | 8  | 17  | 5  | 9   | 5  | 6   |
| 2021 | 32  | 6    | 8    | 5    | 1    | 30:42 | 11 | 18  | 5  | 8   | 8  | 9   |
| 2022 | 32  | 6    | 11   | 6    | 1    | 40:00 | 10 | 22  | 5  | 11  | 9  | 11  |
| 2023 | 40  | 6    | 10   | 5    | 0    | 38:21 | 14 | 20  | 6  | 12  | 8  | 8   |

## WNBA Rankings

|      | PPG  | RPG | APG  | SPG | BPG | MPG | FG%  | 3G%  | FT%  |
|------|------|-----|------|-----|-----|-----|------|------|------|
| 2017 | ---  | --- | 20th | --- | --- | --- | ---  | 17th | 14th |
| 2018 | ---  | --- | 13th | --- | --- | --- | 21st | 4th  | ---  |
| 2019 | ---  | --- | 19th | --- | --- | --- | ---  | 24th | ---  |
| 2021 | 16th | --- | 14th | --- | --- | --- | ---  | 13th | 1st  |
| 2022 | 2nd  | --- | 9th  | --- | --- | 5th | ---  | 4th  | 17th |

## Milestones

| Mark       | Opponent    | Date          | Gm. # |
|------------|-------------|---------------|-------|
| 1st Pt     | Dallas      | May 25, 2017  | 1     |
| 1,000th Pt | Atlanta     | July 4, 2021  | 108   |
| 2,000th Pt | Los Angeles | May 27, 2023  | 161   |
| 2,500th pt | Washington  | Aug. 11, 2023 | 186   |

## Upcoming Milestones

| Mark  | Category | Current |
|-------|----------|---------|
| 3,000 | Points   | 2,586   |
| 500   | Rebounds | 474     |
| 1,000 | Assists  | 754     |
| 200   | Steals   | 164     |

|        | Rebs | Asts | Double Doubles |        | Scoring |     |     |     |  |
|--------|------|------|----------------|--------|---------|-----|-----|-----|--|
| Year   | 10+  | 10+  | Pt.-Ast.       | Year   | 10+     | 20+ | 30+ | 40+ |  |
| 2017   | 0    | 1    | 0              | 2017   | 13      | 1   | 0   | 0   |  |
| 2018   | 0    | 2    | 1              | 2018   | 14      | 4   | 0   | 0   |  |
| 2019   | 0    | 0    | 0              | 2019   | 17      | 2   | 0   | 0   |  |
| 2021   | 0    | 0    | 0              | 2021   | 20      | 8   | 2   | 0   |  |
| 2022   | 0    | 2    | 2              | 2022   | 35      | 19  | 1   | 0   |  |
| 2023   | 0    | 1    | 1              | 2023   | 31      | 14  | 1   | 1   |  |
| Totals | 0    | 6    | 4              | Totals | 130     | 48  | 4   | 1   |  |

## Regular Season Highs

2023

|      |       |               |         |
|------|-------|---------------|---------|
| PTS  | 40    | @ Minnesota   | July 9  |
| REBS | 6     | Dallas        | July 30 |
| ASTS | 10    | Washington    | Aug. 11 |
| STLS | 5     | @ Los Angeles | July 12 |
| BLKS | 0     |               |         |
| MINS | 38:21 | @ Chicago     | Aug. 24 |

## CAREER

|      |    |                         |               |
|------|----|-------------------------|---------------|
| PTS  | 40 | @ Minnesota             | July 9, 2023  |
| REBS | 9  | Los Angeles             | June 29, 2018 |
| ASTS | 13 | @ Atlanta               | Aug. 7, 2018  |
| STLS | 6  | Washington              | June 25, 2022 |
| BLKS | 1  | 16x, last vs. Minnesota | July 3, 2022  |
| MINS | 40 | 2x, last vs. Dallas     | June 5, 2022  |

## Career Regular Season Statistics

| Year   | Tm  | G   | GS  | MP   | FG  | FGA  | FG%  | 3P  | 3PA | 3P%  | 2P  | 2PA  | 2P%  | eFG% | FT  | FTA | FT%  | OR | DR  | REB | RPG | A   | S   | B  | TO  | PF  | PTS  | PPG  |
|--------|-----|-----|-----|------|-----|------|------|-----|-----|------|-----|------|------|------|-----|-----|------|----|-----|-----|-----|-----|-----|----|-----|-----|------|------|
| 2017   | SAS | 31  | 23  | 711  | 85  | 246  | .346 | 35  | 96  | .365 | 50  | 150  | .333 | .417 | 60  | 69  | .870 | 12 | 47  | 59  | 1.9 | 106 | 16  | 4  | 79  | 57  | 265  | 8.5  |
| 2018   | LVA | 31  | 27  | 790  | 106 | 227  | .467 | 47  | 107 | .439 | 59  | 120  | .492 | .570 | 35  | 40  | .875 | 14 | 60  | 74  | 2.4 | 124 | 25  | 5  | 36  | 64  | 294  | 9.5  |
| 2019   | LVA | 34  | 30  | 868  | 107 | 293  | .365 | 45  | 126 | .357 | 62  | 168  | .369 | .442 | 34  | 39  | .872 | 15 | 80  | 95  | 2.8 | 102 | 27  | 4  | 53  | 76  | 293  | 8.6  |
| 2021   | LVA | 26  | 0   | 663  | 128 | 293  | .437 | 44  | 114 | .386 | 84  | 179  | .469 | .512 | 85  | 90  | .944 | 11 | 55  | 66  | 2.5 | 94  | 26  | 1  | 43  | 56  | 385  | 14.8 |
| 2022   | LVA | 36  | 36  | 1182 | 244 | 531  | .460 | 113 | 269 | .420 | 131 | 262  | .500 | .566 | 125 | 149 | .839 | 9  | 87  | 96  | 2.7 | 184 | 36  | 2  | 94  | 90  | 726  | 20.2 |
| 2023   | LVA | 33  | 33  | 1060 | 214 | 444  | .482 | 81  | 204 | .397 | 133 | 240  | .554 | .573 | 114 | 124 | .919 | 8  | 74  | 82  | 2.5 | 145 | 34  | 0  | 73  | 80  | 623  | 18.9 |
| Career |     | 191 | 149 | 5276 | 884 | 2034 | .435 | 365 | 915 | .399 | 519 | 1119 | .464 | .524 | 453 | 511 | .886 | 69 | 405 | 474 | 2.5 | 754 | 164 | 16 | 379 | 423 | 2586 | 13.5 |



# KIAH STOKES

#41

Center

6-3

Connecticut '15

8th Year

**WNBA Career**

- 2022 WNBA Champion
- 2015 WNBA All-Defensive 2nd Team
- 2015 All-Rookie Team

**Collegiate Career**

- 3-time National Champion
- 2015 Conference Defensive Player of the Year

**2023 (Las Vegas)**

- Hauled in a career-high-tying 17 rebounds at Chicago on July 25.

**2022 (Las Vegas)**

- Missed first 4 games of year (overseas) ... Led or tied for team lead in rebounds 3 times

**2021 (Las Vegas)**

- Signed on July 2 ... DNP on July 2 ... Averaged 9.0 rpg. in 8 starts ... Led or tied for the team lead in rebounding 3 times and in assists 1 time

**2021 (New York) ...****2020 (New York) ...****2019 (New York)**

- Did Not Play (personal reasons)

**2018 (New York) ...****2017 (New York)**

- Led the team in blocked shots and ranked second in rebounding

**2016 (New York)**

- Missed the final 7 games of the regular season with a hip injury ... Set a WNBA record for highest rebound average by a player who didn't start a game

**2015 (New York) ...****Collegiate Honors & Notes (Connecticut)**

- Set a UConn single-season blocked shots record (147) as a senior and capped her career ranked No. 3 among all-time UConn blocks leaders (325).

**Personal**

- Father Greg was an All-American basketball player at Iowa who played for the Philadelphia 76ers and won gold with the 1983 USA Pan American Games Team ... Majored in psychology

**Go to KiaH Stokes' complete bio online**

- Online bio includes items such as expanded WNBA statistics, more notes, college, international and USA Basketball statistics, and more!

**Record Without**

| Year          | Games Missed | Record With   | Record Without |
|---------------|--------------|---------------|----------------|
| 2015          | 0            | 23-11         | 0- 0           |
| 2016          | 7            | 19- 8         | 2- 5           |
| 2017          | 0            | 22-12         | 0- 0           |
| 2018          | 4            | 6-24          | 1- 3           |
| 2019          | 34           | 0- 0          | 10-24          |
| 2020          | 0            | 2-20          | 0- 0           |
| 2021          | 9            | 14-10         | 6- 3           |
| 2022          | 5            | 22- 9         | 4- 1           |
| 2023          | 0            | 30- 4         | 0- 0           |
| <b>Totals</b> | <b>59</b>    | <b>138-98</b> | <b>23-36</b>   |

**Season Highs**

|      | PTS | REBS | ASTS | STLS | BLKS | MIN   | FG | FGA | 3G | 3GA | FT | FTA |
|------|-----|------|------|------|------|-------|----|-----|----|-----|----|-----|
| 2015 | 13  | 11   | 4    | 4    | 8    | 35:33 | 6  | 8   | 0  | 1   | 5  | 6   |
| 2016 | 12  | 14   | 2    | 2    | 4    | 37:46 | 6  | 8   | 0  | 0   | 5  | 8   |
| 2017 | 23  | 17   | 4    | 2    | 3    | 30:47 | 6  | 10  | 0  | 1   | 11 | 12  |
| 2018 | 12  | 15   | 3    | 2    | 3    | 33:38 | 5  | 7   | 0  | 0   | 2  | 4   |
| 2020 | 15  | 12   | 4    | 2    | 3    | 36:29 | 6  | 12  | 5  | 8   | 2  | 2   |
| 2021 | 5   | 13   | 7    | 2    | 3    | 34:53 | 2  | 3   | 1  | 2   | 2  | 2   |
| 2022 | 9   | 10   | 3    | 2    | 3    | 28:45 | 4  | 5   | 1  | 3   | 2  | 4   |
| 2023 | 7   | 17   | 2    | 3    | 4    | 31:21 | 3  | 6   | 1  | 3   | 2  | 2   |



## WNBA Rankings

|      | PPG | RPG  | APG | SPG | BPG  | MPG | FG% | 3G% | FT% |
|------|-----|------|-----|-----|------|-----|-----|-----|-----|
| 2015 | --- | 12th | --- | --- | 4th  | --- | --- | --- | --- |
| 2016 | --- | 7th  | --- | --- | 6th  | --- | --- | --- | --- |
| 2017 | --- | 17th | --- | --- | 11th | --- | --- | --- | --- |
| 2018 | --- | ---  | --- | --- | 18th | --- | --- | --- | --- |
| 2020 | --- | 16th | --- | --- | 9th  | --- | --- | --- | --- |
| 2021 | --- | 22nd | --- | --- | ---  | --- | --- | --- | --- |
| 2022 | --- | ---  | --- | --- | 18th | --- | --- | --- | --- |

## Milestones Reached

| Mark       | Opponent      | Date          | Gm. # |
|------------|---------------|---------------|-------|
| 1st Pt     | @ Los Angeles | May 21, 2015  | 1     |
| 1000th Reb | Chicago       | Sept. 2, 2021 | 166   |

## Upcoming Milestones

| Mark  | Category      | Current |
|-------|---------------|---------|
| 1,000 | Points        | 950     |
| 1500  | Rebounds      | 1383    |
| 300   | Blocked Shots | 268     |

## Rebs Asts Dbl-Dbl

| Year   | 10+ | 10+ |   |
|--------|-----|-----|---|
| 2015   | 7   | 0   | 3 |
| 2016   | 6   | 0   | 0 |
| 2017   | 8   | 0   | 4 |
| 2018   | 5   | 0   | 1 |
| 2020   | 2   | 0   | 0 |
| 2021   | 5   | 0   | 0 |
| 2022   | 1   | 0   | 0 |
| 2023   | 3   | 0   | 0 |
| Totals | 37  | 0   | 8 |

## Scoring

| Year   | 10+ | 20+ |
|--------|-----|-----|
| 2015   | 5   | 0   |
| 2016   | 5   | 0   |
| 2017   | 5   | 1   |
| 2018   | 2   | 0   |
| 2020   | 5   | 0   |
| 2021   | 0   | 0   |
| 2022   | 0   | 0   |
| 2023   | 0   | 0   |
| Totals | 22  | 1   |

## Regular Season Highs

2023


|      |       |                        |          |
|------|-------|------------------------|----------|
| PTS  | 7     | 3x, last @ Los Angeles | July 12  |
| REBS | 17    | @ Chicago              | July 25  |
| ASTS | 2     | 5x, last @ Chicago     | July 22  |
| STLS | 3     | vs. Atlanta            | August 1 |
| BLKS | 4     | 2x, last vs. Minnesota | June 18  |
| MINS | 31:21 | @ Chicago              | July 25  |

## CAREER

|      |    |                    |                |
|------|----|--------------------|----------------|
| PTS  | 23 | Phoenix            | June 4, 2017   |
| REBS | 17 | 2x, last @ Chicago | July 25, 2023  |
| ASTS | 7  | @ Chicago          | Sept. 17, 2021 |
| STLS | 4  | Atlanta            | Sept. 1, 2015  |
| BLKS | 8  | Connecticut        | July 16, 2015  |
| MINS | 38 | Atlanta            | June 22, 2016  |

## Career Regular Season Statistics

| Year   | Tm  | G   | GS | MP   | FG  | FGA | FG%  | 3P | 3PA | 3P%  | 2P  | 2PA | 2P%  | eFG% | FT  | FTA | FT%   | OR  | DR   | REB  | RPG | A   | S   | B   | TO  | PF  | PTS | PPG |
|--------|-----|-----|----|------|-----|-----|------|----|-----|------|-----|-----|------|------|-----|-----|-------|-----|------|------|-----|-----|-----|-----|-----|-----|-----|-----|
| 2015   | NYL | 34  | 6  | 862  | 82  | 150 | .547 | 0  | 2   | .000 | 82  | 148 | .554 | .547 | 33  | 48  | .688  | 60  | 159  | 219  | 6.4 | 26  | 24  | 67  | 37  | 76  | 197 | 5.8 |
| 2016   | NYL | 27  | 0  | 650  | 75  | 117 | .641 | 0  | 0   | ---  | 75  | 117 | .641 | .641 | 37  | 59  | .627  | 63  | 138  | 201  | 7.5 | 20  | 18  | 38  | 30  | 77  | 187 | 6.9 |
| 2017   | NYL | 34  | 12 | 666  | 60  | 113 | .531 | 0  | 1   | .000 | 60  | 112 | .536 | .531 | 43  | 54  | .796  | 77  | 137  | 214  | 6.3 | 30  | 12  | 39  | 40  | 94  | 163 | 4.8 |
| 2018   | NYL | 30  | 4  | 427  | 42  | 77  | .545 | 0  | 0   | ---  | 42  | 77  | .545 | .545 | 8   | 15  | .533  | 43  | 91   | 134  | 4.5 | 12  | 11  | 19  | 21  | 56  | 92  | 3.1 |
| 2020   | NYL | 22  | 22 | 601  | 51  | 137 | .372 | 20 | 85  | .235 | 31  | 52  | .596 | .445 | 4   | 7   | .571  | 28  | 119  | 147  | 6.7 | 26  | 11  | 26  | 28  | 45  | 126 | 5.7 |
| 2021   | NYL | 9   | 0  | 135  | 6   | 11  | .545 | 1  | 2   | .500 | 5   | 9   | .556 | .591 | 2   | 2   | 1.000 | 8   | 30   | 38   | 4.2 | 5   | 4   | 6   | 6   | 14  | 15  | 1.7 |
| 2021   | LVA | 15  | 8  | 308  | 10  | 17  | .588 | 0  | 0   | ---  | 10  | 17  | .588 | .588 | 2   | 4   | .500  | 27  | 65   | 92   | 6.1 | 15  | 6   | 10  | 7   | 19  | 22  | 1.5 |
| 2021   | TOT | 24  | 8  | 443  | 16  | 28  | .571 | 1  | 2   | .500 | 15  | 26  | .577 | .589 | 4   | 6   | .667  | 35  | 95   | 130  | 5.4 | 20  | 10  | 16  | 13  | 33  | 37  | 1.5 |
| 2022   | LVA | 31  | 4  | 475  | 26  | 61  | .426 | 5  | 24  | .208 | 21  | 37  | .568 | .467 | 13  | 16  | .813  | 29  | 107  | 136  | 4.4 | 20  | 14  | 25  | 18  | 39  | 70  | 2.3 |
| 2023   | LVA | 34  | 16 | 676  | 32  | 70  | .457 | 5  | 23  | .217 | 27  | 47  | .574 | .493 | 9   | 17  | .529  | 38  | 164  | 202  | 5.9 | 20  | 21  | 38  | 12  | 59  | 78  | 2.3 |
| Career |     | 236 | 72 | 4800 | 384 | 753 | .510 | 31 | 137 | .226 | 353 | 616 | .573 | .531 | 151 | 222 | .680  | 373 | 1010 | 1383 | 5.9 | 174 | 121 | 268 | 200 | 479 | 950 | 4.0 |



## RIQUANA WILLIAMS

## #2

**Guard**

**5-7**

**Miami '11**

**11th Year**

### WNBA Career

- 2022 WNBA Champion
- 2015 WNBA All-Star
- 2013 WNBA Sixth Woman of the Year
- 2012 WNBA All-Rookie Team

### Collegiate Career

- 2-time All-American
- 3-time All-ACC

### 2023 (Las Vegas)

- Has yet to play (back)

### 2022 (Las Vegas)

- Played in just 2 of the team's first 17 games due to a foot injury ...

### 2021 (Las Vegas)

- Led or tied for the team lead in assists on 2 occasions, in scoring 3 times, and in rebounding 1 time

### 2020 (Los Angeles) ...

### 2019 (Los Angeles) ...

### 2018 (Los Angeles) ...

### 2017 (Los Angeles) ...

### 2016 (Los Angeles)

- Sat out season rehabbing ruptured left Achilles tendon, suffered overseas

### 2015 (Tulsa)

- Ranked 3rd in the W in made 3-pointers, and tied for 4th in made free throws ... Scored a season-high 35 points on 2 occasions—vs. Minnesota on August 1 and vs. Atlanta on August 9

### 2014 (Tulsa)

- Missed 23 games with a knee injury

### 2013 (Tulsa)

- Set what was then the WNBA record for points in a game when she poured in 51 vs. San Antonio on September 8 (17-27 FGs, 8-14 3Gs, 9-9 FTs) ... Tied what was then the WNBA record for made 3s in a game with 8 vs. San Antonio on September 8

### 2012 (Tulsa) ...

### Collegiate Honors & Notes (Miami)

- As a junior ranked 11th in the nation in scoring ... As a sophomore led the team and finished 2nd in the ACC in scoring ... Also led the conference in made 3-pointers, setting a school record in the process (second most in ACC history)

### Personal

- Majored in criminology ... Has five siblings—one sister, Rikina Jones and brothers, Ricky Williams, Joshua Jones and Solomon Williams

### Go to Riquana Williams' complete bio online

- Online bio includes items such as expanded WNBA statistics, more notes, college, international and USA Basketball statistics, and more!

### Record Without

| Year          | Games Missed | Record With    | Record Without |
|---------------|--------------|----------------|----------------|
| 2012          | 1            | 9-24           | 0- 1           |
| 2013          | 7            | 9-18           | 2- 5           |
| 2014          | 23           | 4- 7           | 8-15           |
| 2015          | 5            | 15-14          | 3- 2           |
| 2016          | 34           | 0- 0           | 26- 8          |
| 2017          | 11           | 16- 7          | 10- 1          |
| 2018          | 1            | 19-14          | 0- 1           |
| 2019          | 11           | 15- 8          | 7- 4           |
| 2020          | 1            | 14- 7          | 1- 0           |
| 2021          | 0            | 24- 8          | 0- 0           |
| 2022          | 15           | 15- 6          | 11- 4          |
| 2023          | 34           | 0- 0           | 30- 4          |
| <b>Totals</b> | <b>141</b>   | <b>140-113</b> | <b>97-45</b>   |

### Season Highs

|      | PTS | REBS | ASTS | STLS | BLKS | MIN   | FG | FGA | 3G | 3GA | FT | FTA |
|------|-----|------|------|------|------|-------|----|-----|----|-----|----|-----|
| 2012 | 27  | 6    | 6    | 5    | 1    | 32:00 | 11 | 21  | 5  | 10  | 9  | 11  |
| 2013 | 51  | 9    | 6    | 4    | 2    | 34:00 | 17 | 28  | 8  | 14  | 11 | 12  |
| 2014 | 27  | 4    | 3    | 5    | 1    | 32:00 | 10 | 18  | 3  | 6   | 5  | 5   |
| 2015 | 35  | 7    | 6    | 4    | 2    | 39:27 | 11 | 23  | 6  | 12  | 18 | 20  |
| 2017 | 15  | 5    | 4    | 3    | 2    | 29:26 | 5  | 13  | 3  | 6   | 6  | 6   |
| 2018 | 25  | 5    | 3    | 4    | 1    | 29:06 | 9  | 12  | 7  | 9   | 4  | 6   |
| 2019 | 37  | 5    | 4    | 2    | 1    | 39:41 | 10 | 22  | 7  | 15  | 10 | 11  |
| 2020 | 21  | 4    | 4    | 3    | 1    | 32:47 | 7  | 15  | 7  | 12  | 4  | 4   |
| 2021 | 22  | 8    | 4    | 3    | 2    | 38:32 | 8  | 15  | 4  | 10  | 6  | 8   |
| 2022 | 14  | 5    | 3    | 2    | 1    | 25:51 | 5  | 10  | 4  | 9   | 3  | 5   |
| 2023 | DNP |      |      |      |      |       |    |     |    |     |    |     |

# PLAYER PROFILES



## WNBA Rankings

|      | PPG  | RPG | APG  | SPG | BPG | MPG  | FG% | 3G%  | FT%  |
|------|------|-----|------|-----|-----|------|-----|------|------|
| 2012 | ---  | --- | ---  | --- | --- | ---  | --- | 18th | ---  |
| 2013 | 11th | --- | ---  | --- | --- | ---  | --- | 7th  | 4th  |
| 2014 | ---  | --- | ---  | --- | --- | ---  | --- | ---  | ---  |
| 2015 | 6th  | --- | 21st | --- | --- | 20th | --- | 19th | 22nd |
| 2017 | ---  | --- | ---  | --- | --- | ---  | --- | ---  | ---  |
| 2018 | ---  | --- | ---  | --- | --- | ---  | --- | 17th | ---  |
| 2019 | ---  | --- | ---  | --- | --- | ---  | --- | 8th  | ---  |
| 2020 | ---  | --- | ---  | --- | --- | ---  | --- | 12th | ---  |
| 2021 | ---  | --- | ---  | --- | --- | ---  | --- | 5th  | ---  |
| 2022 |      |     |      |     |     |      |     | 21st |      |

## Milestones Reached

| Mark        | Opponent      | Date         | Gm. # |
|-------------|---------------|--------------|-------|
| 1st Pt      | San Antonio   | May 19, 2012 | 1     |
| 1,000th Pt. | @ Los Angeles | July 3, 2015 | 83    |
| 2,000th Pt. | Seattle       | Aug. 1, 2020 | 183   |

## Upcoming Milestones

| Mark  | Category | Current |
|-------|----------|---------|
| 3,000 | Points   | 2,659   |
| 1,000 | Rebounds | 565     |
| 400   | Assists  | 387     |
| 300   | Steals   | 261     |

|        | Reb | Asts | Double-Doubles | Scoring |     |     |     |     |     |
|--------|-----|------|----------------|---------|-----|-----|-----|-----|-----|
| Year   | 10+ | 10+  |                | Year    | 10+ | 20+ | 30+ | 40+ | 50+ |
| 2012   | 0   | 0    | 0              | 2012    | 18  | 3   | 0   | 0   | 0   |
| 2013   | 0   | 0    | 0              | 2013    | 17  | 9   | 1   | 1   | 1   |
| 2014   | 0   | 0    | 0              | 2014    | 3   | 1   | 0   | 0   | 0   |
| 2015   | 0   | 0    | 0              | 2015    | 21  | 8   | 3   | 0   | 0   |
| 2017   | 0   | 0    | 0              | 2017    | 8   | 0   | 0   | 0   | 0   |
| 2018   | 0   | 0    | 0              | 2018    | 10  | 1   | 0   | 0   | 0   |
| 2019   | 0   | 0    | 0              | 2019    | 12  | 4   | 1   | 0   | 0   |
| 2020   | 0   | 0    | 0              | 2020    | 12  | 3   | 0   | 0   | 0   |
| 2021   | 0   | 0    | 0              | 2021    | 16  | 3   | 0   | 0   | 0   |
| 2022   | 0   | 0    | 0              | 2022    | 5   | 0   | 0   | 0   | 0   |
| 2023   | 0   | 0    | 0              | 2023    | 0   | 0   | 0   | 0   | 0   |
| Totals | 0   | 0    | 0              | Totals  | 122 | 32  | 5   | 1   | 1   |

## Regular Season Highs

2023 -- DNP

|      |    |                      |                |
|------|----|----------------------|----------------|
| PTS  | 51 | @ San Antonio        | Sept. 8, 2013  |
| REBS | 9  | Seattle              | Sept. 12, 2013 |
| ASTS | 6  | 3x, Last vs. Phoenix | Aug. 18, 2015  |
| STLS | 5  | 3x, Last vs. Phoenix | June 6, 2014   |
| BLKS | 2  | 7x, Last vs. Dallas  | July 11, 2021  |
| MINS | 40 | @ Atlanta            | July 14, 2019  |

## CAREER

|      |    |                      |                |
|------|----|----------------------|----------------|
| PTS  | 51 | @ San Antonio        | Sept. 8, 2013  |
| REBS | 9  | Seattle              | Sept. 12, 2013 |
| ASTS | 6  | 3x, Last vs. Phoenix | Aug. 18, 2015  |
| STLS | 5  | 3x, Last vs. Phoenix | June 6, 2014   |
| BLKS | 2  | 7x, Last vs. Dallas  | July 11, 2021  |
| MINS | 40 | @ Atlanta            | July 14, 2019  |

## Career Regular Season Statistics

| Year   | Tm  | G   | GS | MP   | FG  | FGA  | FG%  | 3P  | 3PA  | 3P%  | 2P  | 2PA  | 2P%  | eFG% | FT  | FTA | FT%  | OR  | DR  | REB | RPG | A   | S   | B  | TO  | PF  | PTS  | PPG  |
|--------|-----|-----|----|------|-----|------|------|-----|------|------|-----|------|------|------|-----|-----|------|-----|-----|-----|-----|-----|-----|----|-----|-----|------|------|
| 2012   | TUL | 33  | 3  | 671  | 116 | 337  | .344 | 38  | 117  | .325 | 78  | 220  | .355 | .401 | 75  | 91  | .824 | 25  | 55  | 80  | 2.4 | 69  | 51  | 9  | 47  | 65  | 345  | 10.5 |
| 2013   | TUL | 27  | 6  | 612  | 139 | 350  | .397 | 45  | 118  | .381 | 94  | 232  | .405 | .461 | 99  | 110 | .900 | 14  | 50  | 64  | 2.4 | 49  | 27  | 7  | 40  | 59  | 422  | 15.6 |
| 2014   | TUL | 11  | 2  | 174  | 28  | 69   | .406 | 6   | 27   | .222 | 22  | 42   | .524 | .449 | 14  | 15  | .933 | 5   | 15  | 20  | 1.8 | 13  | 15  | 2  | 15  | 16  | 76   | 6.9  |
| 2015   | TUL | 29  | 20 | 813  | 130 | 369  | .352 | 56  | 162  | .346 | 74  | 207  | .357 | .428 | 136 | 160 | .850 | 16  | 84  | 100 | 3.4 | 74  | 43  | 15 | 47  | 78  | 452  | 15.6 |
| 2017   | LAS | 23  | 6  | 408  | 45  | 140  | .321 | 20  | 74   | .270 | 25  | 66   | .379 | .393 | 38  | 44  | .864 | 6   | 26  | 32  | 1.4 | 16  | 19  | 3  | 26  | 42  | 148  | 6.4  |
| 2018   | LAS | 33  | 3  | 546  | 81  | 199  | .407 | 48  | 128  | .375 | 33  | 71   | .465 | .528 | 24  | 30  | .800 | 12  | 34  | 46  | 1.4 | 22  | 22  | 3  | 16  | 52  | 234  | 7.1  |
| 2019   | LAS | 23  | 14 | 593  | 93  | 242  | .384 | 54  | 138  | .391 | 39  | 104  | .375 | .496 | 44  | 50  | .880 | 13  | 47  | 60  | 2.6 | 37  | 26  | 4  | 28  | 58  | 284  | 12.3 |
| 2020   | LAS | 21  | 4  | 444  | 81  | 186  | .435 | 43  | 102  | .422 | 38  | 84   | .452 | .551 | 16  | 18  | .889 | 3   | 35  | 38  | 1.8 | 31  | 24  | 7  | 19  | 41  | 221  | 10.5 |
| 2021   | LVA | 32  | 32 | 833  | 114 | 257  | .444 | 63  | 151  | .417 | 51  | 106  | .481 | .566 | 46  | 50  | .920 | 6   | 77  | 83  | 2.6 | 51  | 24  | 12 | 21  | 47  | 337  | 10.5 |
| 2022   | LVA | 21  | 0  | 377  | 45  | 118  | .381 | 34  | 93   | .366 | 11  | 25   | .440 | .525 | 16  | 21  | .762 | 5   | 37  | 42  | 2.0 | 25  | 9   | 3  | 6   | 35  | 140  | 6.7  |
| 2023   | LVA |     |    |      |     |      |      |     |      |      |     |      |      |      |     |     |      |     |     |     |     |     |     |    |     |     |      |      |
| Career |     | 253 | 90 | 5471 | 872 | 2267 | .385 | 407 | 1110 | .367 | 465 | 1157 | .402 | .474 | 508 | 589 | .862 | 105 | 460 | 565 | 2.2 | 387 | 261 | 64 | 265 | 493 | 2659 | 10.5 |





## A'JA WILSON

## #22

**Center/Forward 6-4 South Carolina '18**

**6th Year**

### WNBA Career

- 2022 WNBA Champion
- 2022 & 2020 WNBA M'VP
- 2022 WNBA Defensive Player of the Year
- 2022 WNBA All-Defensive First Team
- 2022 & 2020 All-WNBA First Team
- 2021 All-WNBA Second Team
- 2020 WNBA All-Defensive Second Team
- 2023, 2022, 2021, 2019 & 2018 WNBA All-Star
- 2023, 2022 & 2019 All-Star Team Captain
- 2023 & 2022 WNBA All-Star Leading Vote-Getter
- 2018 WNBA Rookie of the Year (unanimous)
- 2018 WNBA All-Rookie Team
- 6-time Western Conference Player of the Month
- 14-time Western Conference Player of the Week

### International Career (USA)

- 2020 Olympic gold medalist (5x5)
- 2022, 2018 FIBA World Cup gold medalist (5x5) & 2022 FIBA World Cup M'VP.
- 2013 & 2015 FIBA U19 World Cup gold medalist & 2015 FIBA U19 M'VP (5x5)
- 2014 FIBA Americas U18 gold medalist (5x5)

### Collegiate Career

- 2017 NCAA Champion
- 2017 Final Four Most Outstanding Player
- 2018 National Player of the Year (consensus)
- 4-time All-American
- 2-time SEC Defensive Player of the Year

### 2023 (Las Vegas)

- Named June and July Western Conference Player of the Month...WNBA All-Star leading vote-getter ...3-time Western Conference Player of the Week honor for her 12th, 13th and 14th such honor...Tied the franchise scoring record with 40 points vs. the Mystics on Aug. 11 and rewrote the record with a WNBA record-tying 53 points on Aug. 22 at Atlanta...

### 2022 (Las Vegas)

- Named WNBA MVP for 2nd time (7th player with multiple MVPs) ... Led or tied for the team lead in scoring 16 times, and in rebounding 22 times ... Named Western Conference Player of the Week on May 16, May 30, June 21, June 25 and Aug. 15 ... Named WNBA Western Conference Player of the Month for May and July ... Set franchise record for most consecutive games scoring 20+ points (8)

### 2021 (Las Vegas)

- Led or tied for the team lead in scoring 12 times, in rebounding 14 times, and in assists 6 times ... Named WNBA Western Conference Player of the Month for June ... Named WNBA Western Conference Player of the Week (July 4)

### 2020 (Las Vegas)

- Named WNBA MVP (5th youngest in history) ... Named Western Conference Player of the Week (August 10, September 14) ... Named Western Conference Player of the Month (August,

September) ... Tied a franchise record for most made free throws in a game without a miss when she went 12 for 12 at Dallas on August 25 ... Made 25 straight free throws—longest streak of her career

### 2019 (Las Vegas)

- Led or tied for the team lead in scoring 11 times, in rebounding 9 times, and in assists 1 time ... Named WNBA Western Conference Player of the Week on June 24 and July 1 ... Scored a career-high 39 points vs. Indiana on June 29, which tied the franchise record for points in a game ... Sprained her ankle and had to leave the game in the 3rd quarter at Seattle on July 19, and missed 8 games ... Posted 3 games of 20+ points and 10+ rebounds

### 2018 (Las Vegas)

- Named Western Conference Player of the Week (July 9) ... Led the W in free throw attempts and made free throws ... Set franchise records for made field goals, field goal attempts, made free throws, free throw attempts, points and scoring average ... Tied the program record for most made free throws (14) and most free throw attempts (18) in a game against Washington on June 1 ... Set the franchise record for most made field goals in a game (16 at Indiana on June 12) ... Scored the second most points by a rookie (35) in franchise history at Indiana on June 12 ... Recorded 7 games of at least 20 points and 10 rebounds

### Personal

- Enjoys eating Chipotle and Chik-fil-A ... Father, Roscoe, played professional basketball internationally for 10 years ... Is dyslexic ... Is a member of the WNBA and WNBPA Social Justice Council ... First WNBA player to partner with Mountain Dew

### Go to A'ja Wilson's complete bio online

- Online bio includes items such as expanded WNBA statistics, more notes, college, international and USA Basketball statistics, and more!

### Record Without

| Year          | Games Missed | Record With   | Record Without |
|---------------|--------------|---------------|----------------|
| 2018          | 0            | 14-19         | 0-0            |
| 2019          | 8            | 15-11         | 6-2            |
| 2020          | 0            | 18- 4         | 0-0            |
| 2021          | 0            | 24- 8         | 0-0            |
| 2022          | 0            | 26-10         | 0-0            |
| 2023          | 0            | 30- 4         | 0-0            |
| <b>Totals</b> | <b>8</b>     | <b>127-56</b> | <b>6-2</b>     |

# PLAYER PROFILES



## Season Highs

|      | Pts | Rebs | Asts | Stls | Blks | Min   | FG | FGA | 3G | 3GA | FT | FTA |
|------|-----|------|------|------|------|-------|----|-----|----|-----|----|-----|
| 2018 | 35  | 16   | 8    | 3    | 7    | 39:32 | 16 | 24  | 0  | 0   | 14 | 18  |
| 2019 | 39  | 12   | 5    | 3    | 7    | 40:52 | 14 | 20  | 0  | 1   | 11 | 14  |
| 2020 | 31  | 16   | 4    | 4    | 5    | 38:52 | 11 | 21  | 0  | 0   | 12 | 12  |
| 2021 | 30  | 15   | 8    | 4    | 3    | 43:18 | 10 | 24  | 1  | 1   | 12 | 12  |
| 2022 | 35  | 16   | 5    | 4    | 5    | 37:56 | 13 | 24  | 3  | 5   | 13 | 15  |
| 2023 | 53  | 15   | 5    | 5    | 6    | 36:27 | 17 | 25  | 1  | 3   | 20 | 21  |

## WNBA Rankings

|      | PPG | RPG  | APG  | SPG  | BPG  | MPG  | FG%  | 3G%  | FT%  |
|------|-----|------|------|------|------|------|------|------|------|
| 2018 | 3rd | 6th  | ---  | ---  | 6th  | 16th | 24th | ---  | ---  |
| 2019 | 7th | 17th | ---  | ---  | 4th  | ---  | ---  | ---  | ---  |
| 2020 | 2nd | 6th  | ---  | 24th | 1st  | 10th | 21st | ---  | ---  |
| 2021 | 6th | 8th  | 21st | ---  | 11th | 10th | 21st | ---  | 10th |
| 2022 | 5th | 2nd  | ---  | 12th | 1st  | 19th | 12th | 16th | ---  |

## Milestones Reached

| Mark        | Opponent      | Date          | Gm. # |
|-------------|---------------|---------------|-------|
| 1st Pt      | @ Connecticut | May 20, 2018  | 1     |
| 1,000th Pt  | Phoenix       | Aug. 20, 2019 | 53    |
| 2,000th Pt  | Washington    | Aug. 17, 2021 | 104   |
| 3,000th Pt  | @ Connecticut | June 8, 2023  | 157   |
| 1,000th Reb | @ Chicago     | May 28, 2022  | 122   |

## Upcoming Milestones

| Mark  | Category      | Current |
|-------|---------------|---------|
| 4,000 | Points        | 3,602   |
| 2,000 | Rebounds      | 1,580   |
| 400   | Assists       | 399     |
| 400   | Blocked Shots | 326     |
| 200   | Steals        | 194     |

|        | Reb | Asts | Double-Doubles |        | Scoring |     |     |     |     |     |
|--------|-----|------|----------------|--------|---------|-----|-----|-----|-----|-----|
| Year   | 10+ | 10+  | Pt/Reb         | Pt/Ast | Year    | 10+ | 20+ | 30+ | 40+ | 50+ |
| 2018   | 10  | 0    | 10             | 0      | 2018    | 33  | 18  | 3   | 0   | 0   |
| 2019   | 3   | 0    | 3              | 0      | 2019    | 23  | 7   | 1   | 0   | 0   |
| 2020   | 7   | 0    | 7              | 0      | 2020    | 22  | 15  | 1   | 0   | 0   |
| 2021   | 17  | 0    | 17             | 0      | 2021    | 30  | 14  | 1   | 0   | 0   |
| 2022   | 17  | 0    | 17             | 0      | 2022    | 34  | 20  | 1   | 0   | 0   |
| 2023   | 20  | 0    | 19             | 0      | 2023    | 31  | 23  | 3   | 2   | 1   |
| Totals | 74  | 0    | 73             | 0      | Totals  | 173 | 97  | 10  | 2   | 1   |

## Regular Season Highs

2023

|      |       |             |           |
|------|-------|-------------|-----------|
| PTS  | 53    | @ Atlanta   | August 22 |
| REBS | 15    | @ Seattle   | July 20   |
| ASTS | 5     | Connecticut | July 1    |
| STLS | 5     | Atlanta     | August 13 |
| BLKS | 6     | Dallas      | July 30   |
| MINS | 36:27 | Dallas      | July 30   |

## CAREER

|      |    |                      |               |
|------|----|----------------------|---------------|
| PTS  | 53 | @ Atlanta            | Aug. 22, 2023 |
| REBS | 16 | 4x, Last vs. Seattle | June 29, 2022 |
| ASTS | 8  | 2x, last @ Dallas    | July 11, 2021 |
| STLS | 4  | 4x, Last vs. Chicago | Aug. 11, 2022 |
| BLKS | 7  | 2x, last @ Atlanta   | Sept. 5, 2019 |
| MINS | 43 | @ Minnesota          | June 25, 2021 |

## Career Regular Season Statistics

| Year   | Tm  | G   | GS  | MP   | FG   | FGA  | FG%  | 3P | 3PA | 3P%   | 2P   | 2PA  | 2P%  | eFG% | FT  | FTA  | FT%  | OR  | DR   | REB  | RPG | A   | S   | B   | TO  | Pf  | Pts  | PPG  |
|--------|-----|-----|-----|------|------|------|------|----|-----|-------|------|------|------|------|-----|------|------|-----|------|------|-----|-----|-----|-----|-----|-----|------|------|
| 2018 * | LVA | 33  | 33  | 1010 | 245  | 530  | .462 | 0  | 0   | ----  | 245  | 530  | .462 | .462 | 192 | 248  | .774 | 66  | 198  | 264  | 8.0 | 74  | 27  | 55  | 46  | 68  | 682  | 20.7 |
| 2019 * | LVA | 26  | 25  | 739  | 158  | 330  | .479 | 0  | 1   | .000  | 158  | 329  | .480 | .479 | 114 | 144  | .792 | 42  | 125  | 167  | 6.4 | 47  | 13  | 45  | 56  | 52  | 430  | 16.5 |
| 2020   | LVA | 22  | 22  | 697  | 166  | 346  | .480 | 0  | 0   | ----  | 166  | 346  | .480 | .480 | 118 | 151  | .781 | 34  | 154  | 188  | 8.5 | 45  | 27  | 44  | 35  | 49  | 450  | 20.5 |
| 2021 * | LVA | 32  | 32  | 1021 | 207  | 466  | .444 | 1  | 1   | 1.000 | 206  | 465  | .443 | .445 | 169 | 193  | .876 | 63  | 235  | 298  | 9.3 | 98  | 28  | 40  | 46  | 49  | 584  | 18.3 |
| 2022 * | LVA | 36  | 36  | 1080 | 260  | 519  | .501 | 31 | 83  | .373  | 229  | 436  | .525 | .531 | 152 | 187  | .813 | 66  | 273  | 339  | 9.4 | 75  | 52  | 70  | 61  | 76  | 703  | 19.5 |
| 2023 * | LVA | 34  | 34  | 1040 | 273  | 503  | .543 | 6  | 25  | .240  | 267  | 478  | .559 | .549 | 201 | 248  | .810 | 71  | 252  | 323  | 9.5 | 60  | 46  | 72  | 52  | 76  | 753  | 22.1 |
| Career |     | 183 | 182 | 5588 | 1309 | 2694 | .486 | 38 | 110 | .345  | 1271 | 2584 | .492 | .493 | 946 | 1171 | .808 | 343 | 1237 | 1580 | 8.6 | 399 | 194 | 326 | 297 | 370 | 3602 | 19.7 |



## JACKIE YOUNG

#0

Guard

5-11

Notre Dame '19

5th Year

### WNBA Career

- 2022 WNBA Championship
- 2022 WNBA Most Improved Player Award Winner
- 2023 & 2022 WNBA All-Star
- 1-time Western Conference Player of the Week

### International Career (USA)

- 2020 Olympic gold medalist (3x3)

### Collegiate Career

- 2019 NCAA Champion
- 2019 ACC Tournament MVP

### High School Career

- 2016 Naismith Player of the Year
- 2016 Indiana's Miss Basketball

### 2023 (Las Vegas)

- All-Star Game starter...Scored a career-high 30 points (12-18 FGs, 4-7 3pt FGs, 2-4 FTs) at Los Angeles on May 25...

### 2022 (Las Vegas)

- Led or tied for the team lead in scoring 5 times, in assists 7 times, and in rebounds 3 times ... Named Western Conference Player of the Week for May 16-22 ... Injured her ankle early in the 4th Q vs. CT on 6/2 ... DNP 6/5 and 6/11 (right ankle sprain) ... Named to her first All-Star Team as a starter (2nd leading vote-getter among guards)

### 2021 (Las Vegas)

- Led or tied for the team lead in assists 5 times, in scoring 4 times, and in rebounding 2 times

### 2020 (Las Vegas)

- Led or tied for the team lead in scoring on 2 occasions, in rebounding 2 times, and in assists 3 times

### 2019 (Las Vegas)

- Led or tied for the team lead in assists on 18 occasions, and in scoring 1 time

### Collegiate Honors & Notes (Notre Dame)

- Ranked 3rd in the nation among guards in FG% ... Was one of only 4 players in the nation to average more than 14.0 points, 7.0 rebounds and 5.0 assists during her final year at Notre Dame

### Go to Jackie Young's complete bio online

- Online bio includes items such as expanded WNBA statistics, more notes, college, international and USA Basketball statistics, and more!

### Team Record Without

| Year   | Games Missed | Record With | Record Without |
|--------|--------------|-------------|----------------|
| 2019   | 0            | 21-13       | 0-0            |
| 2020   | 0            | 18- 4       | 0-0            |
| 2021   | 0            | 24- 8       | 0-0            |
| 2022   | 2            | 24-10       | 2-0            |
| 2023   | 0            | 30- 4       | 0-0            |
| Totals | 2            | 117-39      | 2-0            |

# PLAYER PROFILES



## Season Highs

|      | PTS | REBS | ASTS | STLS | BLKS | MIN   | FG | FGA | 3G | 3GA | FT | FTA |
|------|-----|------|------|------|------|-------|----|-----|----|-----|----|-----|
| 2019 | 17  | 10   | 10   | 3    | 2    | 35:08 | 5  | 14  | 2  | 3   | 9  | 12  |
| 2020 | 20  | 7    | 9    | 4    | 1    | 32:42 | 8  | 15  | 1  | 2   | 5  | 6   |
| 2021 | 29  | 11   | 6    | 4    | 2    | 40:27 | 14 | 19  | 1  | 3   | 10 | 10  |
| 2022 | 26  | 9    | 9    | 3    | 2    | 41:21 | 9  | 19  | 4  | 7   | 8  | 8   |
| 2023 | 30  | 10   | 8    | 4    | 1    | 37:31 | 12 | 21  | 5  | 9   | 8  | 9   |

## WNBA Rankings

|      | PPG  | RPG | APG  | SPG  | BPG | MPG  | FG%  | 3G% | FT%  |
|------|------|-----|------|------|-----|------|------|-----|------|
| 2019 | ---  | --- | ---  | ---  | --- | ---  | ---  | --- | ---  |
| 2020 | ---  | --- | 23rd | ---  | --- | ---  | 16th | --- | ---  |
| 2021 | 25th | --- | 18th | 23rd | --- | 11th | 11th | --- | 21st |
| 2022 | 12th | --- | 14th | 13th | --- | 3rd  | 22nd | 3rd | 13th |

## Milestones

| Mark       | Opponent    | Date          | Gm. # |
|------------|-------------|---------------|-------|
| 1st Pt     | Los Angeles | May 26, 2019  | 1     |
| 1,000th Pt | Los Angeles | May 23, 2022  | 96    |
| 2,000th Pt | Chicago     | Aug. 24, 2023 | 156   |
| 500th Ast  | New York    | June 29, 2023 | 137   |
| 600th Reb  | Atlanta     | Aug. 13, 2023 | 152   |

## Upcoming Milestones

| Mark  | Category | Current |
|-------|----------|---------|
| 2,000 | Points   | 2019    |
| 600   | Rebounds | 618     |
| 600   | Assists  | 581     |
| 200   | Steals   | 174     |

| Year   | Reb |     | Asts   |        |         | Double Doubles |        |         | Scoring |     |     |     |
|--------|-----|-----|--------|--------|---------|----------------|--------|---------|---------|-----|-----|-----|
|        | 10+ | 10+ | Pt/Reb | Pt/Ast | Reb-Ast | Pt/Reb         | Pt/Ast | Reb-Ast | Year    | 10+ | 20+ | 30+ |
| 2019   | 1   | 1   | 0      | 0      | 1       | 2019           | 7      | 0       | 0       |     |     |     |
| 2020   | 0   | 0   | 0      | 0      | 0       | 2020           | 12     | 2       | 0       |     |     |     |
| 2021   | 2   | 0   | 2      | 0      | 0       | 2021           | 21     | 4       | 0       |     |     |     |
| 2022   | 0   | 0   | 0      | 0      | 0       | 2022           | 30     | 11      | 0       |     |     |     |
| 2023   | 1   | 0   | 1      | 0      | 0       | 2023           | 33     | 13      | 1       |     |     |     |
| Totals | 4   | 1   | 3      | 0      | 1       | Totals         | 103    | 30      | 1       |     |     |     |

## Regular Season Highs

### 2023

|      |       |                         |         |
|------|-------|-------------------------|---------|
| PTS  | 30    | @ Los Angeles           | May 25  |
| REBS | 10    | @ Chicago               | Aug. 24 |
| ASTS | 8     | 2x, last @ Minnesota    | July 9  |
| STLS | 4     | 3x, last vs Los Angeles | Aug. 19 |
| BLKS | 1     | 4x, last vs. Dallas     | July 30 |
| MINS | 37:31 | @ Chicago               | July 25 |

## CAREER

|      |    |                      |               |
|------|----|----------------------|---------------|
| PTS  | 30 | @ Los Angeles        | May 25, 2023  |
| REBS | 11 | @ Seattle            | May 18, 2021  |
| ASTS | 10 | 2x, last vs. Phoenix | Aug. 20, 2019 |
| STLS | 4  | 4x, last vs. Atlanta | Aug. 1, 2023  |
| BLKS | 2  | 4x, last vs. Chicago | May 28, 2022  |
| MINS | 41 | Washington           | June 25, 2022 |

## Career Regular Season Statistics

| Year   | Tm  | G   | GS  | MP   | FG  | FGA  | FG%  | 3P  | 3PA | 3P%  | 2P  | 2PA  | 2P%  | eFG% | FT  | FTA | FT%  | OR  | DR  | REB | RPG | A   | S   | B  | TO  | PF  | PTS  | PPG  |
|--------|-----|-----|-----|------|-----|------|------|-----|-----|------|-----|------|------|------|-----|-----|------|-----|-----|-----|-----|-----|-----|----|-----|-----|------|------|
| 2019   | LVA | 34  | 34  | 767  | 76  | 236  | .322 | 14  | 44  | .318 | 62  | 192  | .323 | .352 | 59  | 73  | .808 | 23  | 88  | 111 | 3.3 | 153 | 26  | 12 | 53  | 47  | 225  | 6.6  |
| 2020   | LVA | 22  | 0   | 568  | 93  | 189  | .492 | 3   | 13  | .231 | 90  | 176  | .511 | .500 | 52  | 61  | .852 | 18  | 77  | 95  | 4.3 | 67  | 15  | 2  | 35  | 39  | 241  | 11.0 |
| 2021   | LVA | 32  | 32  | 1018 | 155 | 307  | .505 | 5   | 20  | .250 | 150 | 287  | .523 | .513 | 75  | 90  | .833 | 21  | 110 | 131 | 4.1 | 103 | 36  | 11 | 47  | 58  | 390  | 12.2 |
| 2022 * | LVA | 34  | 34  | 1129 | 191 | 401  | .476 | 50  | 116 | .431 | 141 | 285  | .495 | .539 | 110 | 128 | .859 | 43  | 105 | 148 | 4.4 | 132 | 48  | 8  | 43  | 81  | 542  | 15.9 |
| 2023 * | LVA | 34  | 34  | 1077 | 218 | 409  | .533 | 77  | 168 | .458 | 141 | 241  | .585 | .627 | 108 | 126 | .857 | 20  | 114 | 134 | 3.9 | 126 | 49  | 4  | 56  | 63  | 621  | 18.3 |
| Career |     | 156 | 134 | 4557 | 733 | 1541 | .476 | 149 | 361 | .413 | 584 | 1180 | .495 | .524 | 404 | 478 | .845 | 124 | 494 | 618 | 4.0 | 581 | 174 | 37 | 234 | 288 | 2019 | 12.9 |



## ACES GAME-BY-GAME STATS

| GAME               | W/L | MIN | PTS | FGM | FGA | FG%  | 3PM | 3PA | 3P%  | FTM | FTA | FT%  | ORB | DRB | REB | AT | TOV | ST | BK | PF | +/- |
|--------------------|-----|-----|-----|-----|-----|------|-----|-----|------|-----|-----|------|-----|-----|-----|----|-----|----|----|----|-----|
| 8/24 - LVA @ CHI   | W   | 40  | 94  | 34  | 71  | 47.9 | 8   | 24  | 33.3 | 18  | 18  | 100  | 6   | 28  | 34  | 21 | 14  | 6  | 5  | 15 | 7   |
| 8/22 - LVA @ ATL   | W   | 40  | 112 | 35  | 69  | 50.7 | 8   | 19  | 42.1 | 34  | 36  | 94.4 | 5   | 29  | 34  | 25 | 9   | 4  | 7  | 22 | 12  |
| 8/19 - LVA vs. LAS | L   | 40  | 72  | 27  | 75  | 36.0 | 8   | 32  | 25.0 | 10  | 11  | 90.9 | 13  | 19  | 32  | 17 | 15  | 12 | 2  | 19 | -6  |
| 8/17 - LVA vs. NYL | W   | 40  | 88  | 32  | 72  | 44.4 | 9   | 25  | 36.0 | 15  | 16  | 93.8 | 7   | 28  | 35  | 21 | 8   | 9  | 1  | 20 | 13  |
| 8/13 - LVA vs. ATL | W   | 40  | 86  | 32  | 77  | 41.6 | 7   | 23  | 30.4 | 15  | 19  | 78.9 | 8   | 30  | 38  | 16 | 9   | 13 | 6  | 19 | 21  |
| 8/11 - LVA vs. WAS | W   | 40  | 113 | 42  | 77  | 54.5 | 14  | 28  | 50.0 | 15  | 16  | 93.8 | 3   | 31  | 34  | 29 | 7   | 9  | 1  | 10 | 24  |
| 8/08 - LVA @ DAL   | W   | 40  | 104 | 37  | 74  | 50.0 | 16  | 32  | 50.0 | 14  | 16  | 87.5 | 11  | 34  | 45  | 27 | 13  | 4  | 2  | 21 | 20  |
| 8/06 - LVA @ NYL   | L   | 40  | 61  | 23  | 70  | 32.9 | 6   | 23  | 26.1 | 9   | 10  | 90.0 | 2   | 22  | 24  | 14 | 10  | 7  | 4  | 9  | -38 |
| 8/01 - LVA vs. ATL | W   | 40  | 93  | 34  | 65  | 52.3 | 11  | 23  | 47.8 | 14  | 17  | 82.4 | 3   | 32  | 35  | 17 | 14  | 12 | 5  | 20 | 21  |
| 7/30 - LVA vs. DAL | W   | 40  | 104 | 32  | 64  | 50.0 | 13  | 25  | 52.0 | 27  | 28  | 96.4 | 3   | 27  | 30  | 17 | 8   | 5  | 7  | 18 | 13  |
| 7/25 - LVA @ CHI   | W   | 40  | 107 | 38  | 76  | 50.0 | 7   | 22  | 31.8 | 24  | 27  | 88.9 | 9   | 26  | 35  | 24 | 5   | 7  | 6  | 13 | 12  |
| 7/22 - LVA @ MIN   | W   | 40  | 98  | 36  | 69  | 52.2 | 8   | 26  | 30.8 | 18  | 24  | 75.0 | 4   | 30  | 34  | 25 | 14  | 8  | 1  | 12 | 17  |
| 7/20 - LVA @ SEA   | W   | 40  | 79  | 29  | 66  | 43.9 | 7   | 18  | 38.9 | 14  | 19  | 73.7 | 7   | 33  | 40  | 19 | 14  | 16 | 4  | 19 | 16  |
| 7/12 - LVA @ LAS   | W   | 40  | 97  | 37  | 68  | 54.4 | 9   | 22  | 40.9 | 14  | 16  | 87.5 | 5   | 29  | 34  | 20 | 15  | 12 | 5  | 14 | 19  |
| 7/11 - LVA vs. PHO | W   | 40  | 98  | 36  | 72  | 50.0 | 9   | 25  | 36.0 | 17  | 22  | 77.3 | 3   | 32  | 35  | 24 | 4   | 3  | 3  | 15 | 26  |
| 7/09 - LVA @ MIN   | W   | 40  | 113 | 43  | 72  | 59.7 | 17  | 39  | 43.6 | 10  | 14  | 71.4 | 7   | 27  | 34  | 31 | 12  | 9  | 11 | 11 | 24  |
| 7/07 - LVA @ DAL   | L   | 40  | 78  | 27  | 60  | 45.0 | 10  | 26  | 38.5 | 14  | 17  | 82.4 | 5   | 20  | 25  | 14 | 18  | 7  | 4  | 14 | -2  |
| 7/05 - LVA vs. DAL | W   | 40  | 89  | 30  | 65  | 46.2 | 9   | 20  | 45.0 | 20  | 24  | 83.3 | 7   | 32  | 39  | 17 | 13  | 1  | 4  | 12 | 7   |
| 7/01 - LVA vs. CON | W   | 40  | 102 | 36  | 72  | 50.0 | 7   | 23  | 30.4 | 23  | 26  | 88.5 | 11  | 31  | 42  | 25 | 13  | 8  | 5  | 22 | 18  |
| 6/29 - LVA vs. NYL | W   | 40  | 98  | 40  | 69  | 58.0 | 9   | 21  | 42.9 | 9   | 10  | 90.0 | 4   | 23  | 27  | 32 | 8   | 10 | 1  | 15 | 17  |
| 6/26 - LVA vs. IND | W   | 40  | 88  | 27  | 66  | 40.9 | 7   | 24  | 29.2 | 27  | 28  | 96.4 | 10  | 29  | 39  | 15 | 16  | 4  | 6  | 20 | 8   |
| 6/24 - LVA vs. IND | W   | 40  | 101 | 34  | 64  | 53.1 | 11  | 23  | 47.8 | 22  | 27  | 81.5 | 5   | 26  | 31  | 27 | 13  | 6  | 7  | 14 | 13  |
| 6/21 - LVA @ PHO   | W   | 40  | 99  | 36  | 65  | 55.4 | 11  | 23  | 47.8 | 16  | 23  | 69.6 | 8   | 24  | 32  | 29 | 10  | 4  | 3  | 16 | 20  |
| 6/18 - LVA vs. MIN | W   | 40  | 93  | 35  | 74  | 47.3 | 10  | 30  | 33.3 | 13  | 15  | 86.7 | 7   | 32  | 39  | 18 | 6   | 7  | 9  | 13 | 31  |
| 6/15 - LVA vs. SEA | W   | 40  | 96  | 39  | 70  | 55.7 | 12  | 26  | 46.2 | 6   | 8   | 75.0 | 4   | 33  | 37  | 25 | 13  | 10 | 3  | 14 | 33  |
| 6/11 - LVA vs. CHI | W   | 40  | 93  | 38  | 65  | 58.5 | 6   | 16  | 37.5 | 11  | 13  | 84.6 | 7   | 26  | 33  | 21 | 16  | 10 | 3  | 18 | 13  |
| 6/08 - LVA @ CON   | L   | 40  | 77  | 28  | 60  | 46.7 | 9   | 21  | 42.9 | 12  | 17  | 70.6 | 5   | 21  | 26  | 18 | 18  | 8  | 5  | 18 | -17 |
| 6/06 - LVA @ CON   | W   | 40  | 90  | 32  | 63  | 50.8 | 4   | 15  | 26.7 | 22  | 26  | 84.6 | 5   | 26  | 31  | 25 | 14  | 9  | 6  | 17 | 6   |
| 6/04 - LVA @ IND   | W   | 40  | 84  | 32  | 72  | 44.4 | 4   | 21  | 19.0 | 16  | 22  | 72.7 | 6   | 29  | 35  | 21 | 5   | 6  | 6  | 15 | 4   |
| 6/02 - LVA @ ATL   | W   | 40  | 92  | 33  | 70  | 47.1 | 6   | 21  | 28.6 | 20  | 25  | 80.0 | 5   | 26  | 31  | 17 | 12  | 9  | 4  | 13 | 5   |
| 5/28 - LVA vs. MIN | W   | 40  | 94  | 32  | 72  | 44.4 | 14  | 39  | 35.9 | 16  | 17  | 94.1 | 4   | 32  | 36  | 25 | 10  | 9  | 7  | 20 | 21  |
| 5/27 - LVA vs. LAS | W   | 40  | 93  | 37  | 80  | 46.3 | 9   | 32  | 28.1 | 10  | 12  | 83.3 | 9   | 29  | 38  | 25 | 11  | 16 | 8  | 16 | 28  |
| 5/25 - LVA @ LAS   | W   | 40  | 94  | 31  | 59  | 52.5 | 10  | 23  | 43.5 | 22  | 28  | 78.6 | 5   | 32  | 37  | 18 | 20  | 8  | 6  | 16 | 9   |
| 5/20 - LVA @ SEA   | W   | 40  | 105 | 40  | 73  | 54.8 | 11  | 18  | 61.1 | 14  | 17  | 82.4 | 6   | 44  | 50  | 22 | 14  | 6  | 8  | 14 | 41  |



## LAS VEGAS ACES (30-4)

| PLAYER    | GP-GS | MIN     | FGM-FGA     | FG%  | 3-POINT |      | FTM-FTA   | FT%  | ----- REBOUNDS ----- |     |           |     | AST   | PF-DQ | STL | TO  | BLK | PTS/AVG   |
|-----------|-------|---------|-------------|------|---------|------|-----------|------|----------------------|-----|-----------|-----|-------|-------|-----|-----|-----|-----------|
|           |       |         |             |      | FGM-FGA | FG%  |           |      | OFF                  | DEF | TOT/AVG   |     |       |       |     |     |     |           |
| Wilson, A | 33-33 | 1005:26 | 264 - 487   | 54.2 | 6-25    | 24.0 | 201 - 248 | 81.0 | 70                   | 243 | 313/9.5   | 60  | 73-0  | 46    | 47  | 70  |     | 735/22.3  |
| Plum, A   | 34-34 | 1039:39 | 273 - 503   | 54.3 | 6-25    | 24.0 | 201 - 248 | 81.0 | 71                   | 252 | 323/9.5   | 60  | 76-0  | 47    | 52  | 72  |     | 753/22.1  |
| Plum, K   | 33-33 | 1059:49 | 214 - 444   | 48.2 | 81-204  | 39.7 | 114 - 124 | 91.9 | 8                    | 74  | 82/2.5    | 145 | 80-0  | 34    | 73  | 0   |     | 623/18.9  |
| Young, J  | 34-34 | 1076:52 | 218 - 409   | 53.3 | 77-168  | 45.8 | 108 - 126 | 85.7 | 20                   | 114 | 134/3.9   | 126 | 63-0  | 49    | 56  | 4   |     | 621/18.3  |
| Gray, C   | 34-34 | 1093:38 | 194 - 393   | 49.4 | 54-126  | 42.9 | 75 - 81   | 92.6 | 10                   | 121 | 131/3.9   | 247 | 68-0  | 48    | 91  | 21  |     | 517/15.2  |
| Parker, C | 18-18 | 425:26  | 60 - 129    | 46.5 | 17-51   | 33.3 | 25 - 28   | 89.3 | 16                   | 81  | 97/5.4    | 67  | 35-0  | 27    | 31  | 16  |     | 162/9.0   |
| Clark, A  | 33-1  | 729:19  | 78 - 167    | 46.7 | 42-105  | 40.0 | 20 - 25   | 80.0 | 19                   | 88  | 107/3.2   | 33  | 71-0  | 21    | 23  | 4   |     | 218/6.6   |
| Bell, K   | 31-0  | 374:23  | 50 - 137    | 36.5 | 20-72   | 27.8 | 5 - 8     | 62.5 | 11                   | 36  | 47/1.5    | 14  | 42-0  | 15    | 11  | 5   |     | 125/4.0   |
| George, C | 26-0  | 212:27  | 25 - 86     | 29.1 | 12-48   | 25.0 | 0 - 1     | 0.0  | 14                   | 30  | 44/1.7    | 10  | 28-0  | 6     | 22  | 4   |     | 62/2.4    |
| Stokes, K | 34-16 | 675:50  | 32 - 70     | 45.7 | 5-23    | 21.7 | 9 - 17    | 52.9 | 38                   | 164 | 202/5.9   | 20  | 59-0  | 21    | 12  | 38  |     | 78/2.3    |
| Coates, A | 6-0   | 20:26   | 4 - 5       | 80.0 | 0-0     | 0.0  | 1 - 2     | 50.0 | 1                    | 6   | 7/1.2     | 0   | 7-1   | 1     | 6   | 0   |     | 9/1.5     |
| Colson, S | 22-0  | 86:00   | 6 - 12      | 50.0 | 2-5     | 40.0 | 3 - 4     | 75.0 | 1                    | 6   | 7/0.3     | 19  | 15-0  | 4     | 3   | 1   |     | 17/0.8    |
| Joens, A  | 2-0   | 06:19   | 0 - 1       | 0.0  | 0-1     | 0.0  | 0 - 0     | 0.0  | 0                    | 0   | 0/0.0     | 0   | 0-0   | 0     | 0   | 0   |     | 0/0.0     |
| ACES      | 34    | 6800    | 1154 - 2356 | 49.0 | 316-828 | 38.2 | 561 - 664 | 84.5 | 209                  | 972 | 1409/41.4 | 741 | 544-1 | 273   | 401 | 165 |     | 3185/93.7 |
| OPPONENTS | 34    | 6800    | 1033 - 2411 | 42.8 | 258-747 | 34.5 | 405 - 532 | 76.1 | 265                  | 884 | 1401/41.2 | 664 | 596-0 | 213   | 478 | 105 |     | 2729/80.3 |

| PLAYER    | ---- SINGLE GAME HIGHS ---- |     |     |     |    |     |     | ---- AVERAGE PER GAME ---- |     |     |      |     |      |      | ---- AVERAGE PER 48 MIN ---- |     |      |      |      |      |  |
|-----------|-----------------------------|-----|-----|-----|----|-----|-----|----------------------------|-----|-----|------|-----|------|------|------------------------------|-----|------|------|------|------|--|
|           | MIN                         | REB | AST | STL | TO | BLK | PTS | MIN                        | REB | AST | STL  | TO  | BLK  | PTS  | REB                          | AST | STL  | TO   | BLK  | PTS  |  |
| Wilson, A | 36:27                       | 15  | 5   | 5   | 5  | 6   | 53  | 30.6                       | 9.5 | 1.8 | 1.38 | 1.5 | 2.12 | 22.1 | 12.4                         | 2.3 | 1.81 | 2.0  | 2.77 | 29.0 |  |
| Plum, K   | 38:21                       | 6   | 10  | 5   | 4  | 0   | 40  | 32.1                       | 2.5 | 4.4 | 1.03 | 2.2 | 0.00 | 18.9 | 3.1                          | 5.5 | 1.28 | 2.8  | 0.00 | 23.5 |  |
| Young, J  | 37:32                       | 10  | 8   | 4   | 5  | 1   | 30  | 31.7                       | 3.9 | 3.7 | 1.44 | 1.6 | 0.12 | 18.3 | 5.0                          | 4.7 | 1.82 | 2.1  | 0.15 | 23.1 |  |
| Gray, C   | 37:23                       | 11  | 12  | 4   | 6  | 3   | 27  | 32.2                       | 3.9 | 7.3 | 1.41 | 2.7 | 0.62 | 15.2 | 4.8                          | 9.0 | 1.76 | 3.3  | 0.77 | 18.9 |  |
| Parker, C | 26:29                       | 12  | 8   | 5   | 5  | 3   | 15  | 23.6                       | 5.4 | 3.7 | 1.50 | 1.7 | 0.89 | 9.0  | 9.1                          | 6.3 | 2.54 | 2.9  | 1.50 | 15.2 |  |
| Clark, A  | 35:08                       | 8   | 4   | 2   | 4  | 1   | 12  | 22.1                       | 3.2 | 1.0 | 0.64 | 0.7 | 0.12 | 6.6  | 5.9                          | 1.8 | 1.15 | 1.3  | 0.22 | 12.0 |  |
| Bell, K   | 19:24                       | 5   | 2   | 2   | 2  | 2   | 15  | 12.1                       | 1.5 | 0.5 | 0.48 | 0.4 | 0.16 | 4.0  | 5.0                          | 1.5 | 1.60 | 1.2  | 0.53 | 13.4 |  |
| George, C | 20:56                       | 5   | 2   | 3   | 4  | 2   | 11  | 8.2                        | 1.7 | 0.4 | 0.23 | 0.8 | 0.15 | 2.4  | 8.3                          | 1.9 | 1.13 | 4.1  | 0.75 | 11.7 |  |
| Stokes, K | 31:21                       | 17  | 2   | 3   | 2  | 4   | 7   | 19.9                       | 5.9 | 0.6 | 0.62 | 0.4 | 1.12 | 2.3  | 12.0                         | 1.2 | 1.24 | 0.7  | 2.25 | 4.6  |  |
| Coates, A | 07:09                       | 3   | 0   | 1   | 4  | 0   | 3   | 3.4                        | 1.2 | 0.0 | 0.17 | 1.0 | 0.00 | 1.5  | 13.7                         | 0.0 | 1.96 | 11.7 | 0.00 | 17.6 |  |
| Colson, S | 10:00                       | 2   | 3   | 1   | 1  | 1   | 5   | 3.9                        | 0.3 | 0.9 | 0.18 | 0.1 | 0.05 | 0.8  | 3.3                          | 8.8 | 1.86 | 1.4  | 0.47 | 7.9  |  |
| Joens, A  | 03:34                       | 0   | 0   | 0   | 0  | 0   | 0   | 3.2                        | 0.0 | 0.0 | 0.00 | 0.0 | 0.00 | 0.0  | 0.0                          | 0.0 | 0.00 | 0.0  | 0.00 | 0.0  |  |

## WASHINGTON MYSTICS (15-18)

| PLAYER              | GP-GS | MIN     | FGM-FGA    | FG%  | 3-POINT |      | FTM-FTA   | FT%  | ---- REBOUNDS ---- |     |           |     | AST   | PF-DQ | STL | TO  | BLK | PTS/AVG   |
|---------------------|-------|---------|------------|------|---------|------|-----------|------|--------------------|-----|-----------|-----|-------|-------|-----|-----|-----|-----------|
|                     |       |         |            |      | FGM-FGA | FG%  |           |      | OFF                | DEF | TOT/AVG   |     |       |       |     |     |     |           |
| Delle Donne, E      | 16-16 | 459:35  | 104 - 214  | 48.6 | 17-43   | 39.5 | 54 - 56   | 96.4 | 18                 | 74  | 92/5.8    | 40  | 38-0  | 13    | 27  | 15  |     | 279/17.4  |
| Sykes, B            | 33-33 | 1021:31 | 179 - 409  | 43.8 | 42-116  | 36.2 | 106 - 135 | 78.5 | 32                 | 128 | 160/4.8   | 127 | 95-0  | 73    | 85  | 10  |     | 506/15.3  |
| Cloud, N            | 30-30 | 964:38  | 124 - 329  | 37.7 | 35-123  | 28.5 | 104 - 115 | 90.4 | 4                  | 101 | 105/3.5   | 171 | 75-1  | 39    | 78  | 8   |     | 387/12.9  |
| Atkins, A           | 22-22 | 581:02  | 87 - 218   | 39.9 | 37-111  | 33.3 | 52 - 59   | 88.1 | 15                 | 59  | 74/3.4    | 54  | 62-0  | 24    | 31  | 9   |     | 263/12.0  |
| Austin, S           | 16-14 | 389:16  | 69 - 137   | 50.4 | 0-0     | 0.0  | 33 - 52   | 63.5 | 26                 | 91  | 117/7.3   | 16  | 39-0  | 13    | 33  | 16  |     | 171/10.7  |
| Hawkins, T          | 33-20 | 771:29  | 116 - 232  | 50.0 | 24-75   | 32.0 | 36 - 49   | 73.5 | 49                 | 115 | 164/5.0   | 49  | 78-1  | 25    | 39  | 8   |     | 292/8.8   |
| Egbo, Q             | 17-0  | 288:00  | 51 - 89    | 57.3 | 0-0     | 0.0  | 17 - 28   | 60.7 | 23                 | 60  | 83/4.9    | 9   | 46-0  | 12    | 23  | 16  |     | 119/7.0   |
| Walker-Kimbrough, S | 33-13 | 831:45  | 69 - 164   | 42.1 | 24-62   | 38.7 | 44 - 47   | 93.6 | 7                  | 62  | 69/2.1    | 56  | 40-0  | 26    | 23  | 13  |     | 206/6.2   |
| Hines-Allen, M      | 28-15 | 476:42  | 56 - 171   | 32.7 | 16-54   | 29.6 | 30 - 40   | 75.0 | 28                 | 87  | 115/4.1   | 56  | 58-0  | 19    | 40  | 5   |     | 158/5.6   |
| Meng, L             | 27-1  | 433:19  | 47 - 131   | 35.9 | 33-95   | 34.7 | 17 - 21   | 81.0 | 6                  | 27  | 33/1.2    | 29  | 29-0  | 7     | 24  | 0   |     | 144/5.3   |
| Toliver, K          | 8-0   | 89:04   | 11 - 37    | 29.7 | 9-27    | 33.3 | 4 - 5     | 80.0 | 0                  | 5   | 5/0.6     | 7   | 8-0   | 3     | 5   | 0   |     | 35/4.4    |
| Goree, C            | 10-0  | 116:29  | 15 - 32    | 46.9 | 3-14    | 21.4 | 6 - 7     | 85.7 | 7                  | 5   | 12/1.2    | 1   | 12-0  | 3     | 4   | 1   |     | 39/3.9    |
| Zahui B, A          | 12-1  | 93:03   | 6 - 24     | 25.0 | 3-14    | 21.4 | 9 - 12    | 75.0 | 2                  | 15  | 17/1.4    | 3   | 20-0  | 3     | 5   | 7   |     | 24/2.0    |
| Meyers, A           | 9-0   | 36:30   | 5 - 13     | 38.5 | 0-4     | 0.0  | 3 - 3     | 100  | 1                  | 3   | 4/0.4     | 0   | 5-0   | 1     | 1   | 2   |     | 13/1.4    |
| Harper, L           | 14-0  | 72:38   | 8 - 26     | 30.8 | 4-11    | 36.4 | 0 - 0     | 0.0  | 3                  | 6   | 9/0.6     | 4   | 11-0  | 2     | 4   | 0   |     | 20/1.4    |
| MYSTICS             | 33    | 6625    | 947 - 2226 | 42.5 | 247-749 | 33.0 | 515 - 629 | 81.9 | 221                | 838 | 1292/39.2 | 622 | 616-2 | 263   | 451 | 110 |     | 2656/80.5 |
| OPPONENTS           | 33    | 6625    | 962 - 2172 | 44.3 | 263-739 | 35.6 | 513 - 652 | 78.7 | 242                | 942 | 1450/43.9 | 661 | 617-4 | 228   | 524 | 99  |     | 2700/81.8 |

| PLAYER              | ----- SINGLE GAME HIGHS ----- |     |     |     |    |     |     | ----- AVERAGE PER GAME ----- |     |     |      |     |      |      | ----- AVERAGE PER 48 MIN ----- |     |      |     |      |      |  |
|---------------------|-------------------------------|-----|-----|-----|----|-----|-----|------------------------------|-----|-----|------|-----|------|------|--------------------------------|-----|------|-----|------|------|--|
|                     | MIN                           | REB | AST | STL | TO | BLK | PTS | MIN                          | REB | AST | STL  | TO  | BLK  | PTS  | REB                            | AST | STL  | TO  | BLK  | PTS  |  |
| Delle Donne, E      | 36:29                         | 11  | 5   | 2   | 5  | 3   | 31  | 28.7                         | 5.8 | 2.5 | 0.81 | 1.7 | 0.94 | 17.4 | 8.0                            | 3.5 | 1.13 | 2.3 | 1.31 | 24.3 |  |
| Sykes, B            | 37:25                         | 11  | 10  | 6   | 7  | 3   | 30  | 31.0                         | 4.8 | 3.8 | 2.21 | 2.6 | 0.30 | 15.3 | 6.3                            | 5.0 | 2.86 | 3.3 | 0.39 | 19.8 |  |
| Cloud, N            | 38:20                         | 6   | 11  | 3   | 5  | 2   | 24  | 32.2                         | 3.5 | 5.7 | 1.30 | 2.6 | 0.27 | 12.9 | 4.4                            | 7.1 | 1.62 | 3.2 | 0.33 | 16.0 |  |
| Atkins, A           | 37:09                         | 10  | 6   | 5   | 3  | 3   | 26  | 26.4                         | 3.4 | 2.5 | 1.09 | 1.4 | 0.41 | 12.0 | 5.1                            | 3.7 | 1.65 | 2.1 | 0.62 | 18.1 |  |
| Austin, S           | 31:05                         | 11  | 3   | 3   | 5  | 2   | 21  | 24.3                         | 7.3 | 1.0 | 0.81 | 2.1 | 1.00 | 10.7 | 12.0                           | 1.6 | 1.34 | 3.4 | 1.64 | 17.6 |  |
| Hawkins, T          | 36:35                         | 11  | 5   | 2   | 4  | 1   | 24  | 23.4                         | 5.0 | 1.5 | 0.76 | 1.2 | 0.24 | 8.8  | 8.5                            | 2.5 | 1.30 | 2.0 | 0.41 | 15.1 |  |
| Egbo, Q             | 24:18                         | 9   | 2   | 2   | 4  | 3   | 16  | 16.9                         | 4.9 | 0.5 | 0.71 | 1.4 | 0.94 | 7.0  | 11.5                           | 1.3 | 1.67 | 3.2 | 2.22 | 16.5 |  |
| Walker-Kimbrough, S | 35:28                         | 6   | 6   | 4   | 3  | 2   | 16  | 25.2                         | 2.1 | 1.7 | 0.79 | 0.7 | 0.39 | 6.2  | 3.3                            | 2.7 | 1.25 | 1.1 | 0.63 | 9.9  |  |
| Hines-Allen, M      | 26:25                         | 9   | 7   | 4   | 4  | 1   | 16  | 17.0                         | 4.1 | 2.0 | 0.68 | 1.4 | 0.18 | 5.6  | 9.6                            | 4.7 | 1.59 | 3.4 | 0.42 | 13.3 |  |
| Meng, L             | 26:51                         | 3   | 5   | 1   | 4  | 0   | 14  | 16.0                         | 1.2 | 1.1 | 0.26 | 0.9 | 0.00 | 5.3  | 3.0                            | 2.7 | 0.65 | 2.2 | 0.00 | 13.3 |  |
| Toliver, K          | 13:15                         | 2   | 3   | 1   | 2  | 0   | 10  | 11.1                         | 0.6 | 0.9 | 0.38 | 0.6 | 0.00 | 4.4  | 2.2                            | 3.1 | 1.35 | 2.2 | 0.00 | 15.7 |  |
| Goree, C            | 22:58                         | 4   | 1   | 1   | 2  | 1   | 9   | 11.6                         | 1.2 | 0.1 | 0.30 | 0.4 | 0.10 | 3.9  | 4.1                            | 0.3 | 1.03 | 1.4 | 0.34 | 13.4 |  |
| Zahui B, A          | 19:51                         | 4   | 1   | 1   | 2  | 2   | 7   | 7.8                          | 1.4 | 0.3 | 0.25 | 0.4 | 0.58 | 2.0  | 7.3                            | 1.3 | 1.29 | 2.1 | 3.01 | 10.3 |  |
| Meyers, A           | 09:56                         | 2   | 0   | 1   | 1  | 1   | 3   | 4.1                          | 0.4 | 0.0 | 0.11 | 0.1 | 0.22 | 1.4  | 4.4                            | 0.0 | 1.10 | 1.1 | 2.19 | 14.2 |  |
| Harper, L           | 12:45                         | 2   | 3   | 1   | 1  | 0   | 6   | 5.2                          | 0.6 | 0.3 | 0.14 | 0.3 | 0.00 | 1.4  | 5.0                            | 2.2 | 1.10 | 2.2 | 0.00 | 11.0 |  |

# Las Vegas Aces

## MEDIA CHEAT SHEET



**KIERSTAN BELL**  
G 6-1 176  
FGCU 2nd Yr.



**ALYSHA CLARK**  
F 5-11 167  
Middle Tenn. 11th Yr.



**SYDNEY COLSON**  
G 5-8 140  
Texas A&M 9th Yr.



**CAYLA GEORGE**  
C/F 6-4 192  
Australia 4th Yr.




**CHELSEA GRAY**  
G 5-11 170  
Duke 9th Yr.



**ALAINA COATES**  
C 6-4 205  
South Carolina 5th Yr.




**CANDACE PARKER**  
F/C 6-4 184  
Tennessee 16th Yr.



**KELSEY PLUM**  
G 5-8 145  
Washington 6th Yr.




**KIAHA STOKES**  
C 6-3 191  
Connecticut 8th Yr.




**RIQUNA WILLIAMS**  
G 5-7 165  
Miami 11th Yr.



**A'JA WILSON**  
F 6-4 195  
South Carolina 6th Yr.



**JACKIE YOUNG**  
G 6-0 165  
Notre Dame 5th Yr.



**BECKY HAMMON**  
Head Coach



**NATALIE NAKASE**  
Assistant Coach




**TYLER MARSH**  
Assistant Coach



**CHARLENE THOMAS-SWINSON**  
Assistant Coach



**TERA GIROUX**  
Assistant Medical Director



**BANDELE TALIB JR.**  
Head Athletic Trainer



**JEREMIAH WELCH**  
Performance Coach



**KRISTIN MOORE**  
Equipment Manager

### PRONUNCIATION GUIDE

- 1 Kierstan Bell
- 7 Alysha Clark
- 81 Alaina Coates
- 41 Kiaha Stokes
- 2 Riquna Williams
- 22 A'ja Wilson

Natalie Nakase  
Tera Giroux  
Bandele Talib

### PRO-NUN-C-A-SHUN GUYD

KEER-stin  
uh-LEE-sha  
uh-LAY-uh COATS  
KEE-uh  
rih-QWAHN-uh  
A-zhuh (like the continent, Asia)

nuh-KAH-say  
TAIR-up guh-ROO  
ban-DELL tah-LEEB