



Las Vegas Aces (27-3, 9-1) vs. New York Liberty (24-6, 7-3)

August 15, 2023 | Michelob ULTRA Arena | Las Vegas, NV | 6 pm PT | TV: Amazon Prime

COMMISSIONER'S CUP CHAMPIONSHIP GAME


Aces Media Relations—John Maxwell, (951) 203-3208, jmaxwell@lasvegasaces.com

Caroline Williams (725) 289-8896, cwilliams@lasvegasaces.com

2023 Schedule/Results

Date	Opponent	Time/Result
May		
20	@ Seattle (ABC)	W 105-64
25	@ Los Angeles (CBS SN)	W 94-85
27	Los Angeles (NBA TV)	W 93-65
28	Minnesota (CBS Sports Network)	W 94-73
June		
2	@ Atlanta (ION)	W 92-87
4	@ Indiana (CBS Sports Network)	W 84-80
6	@ Connecticut	W 90-84
8	@ Connecticut (Amazon Prime)	L 77-94
11	Chicago (ESPN3)	W 93-80
15	Seattle (Amazon Prime)	W 96-63
18	Minnesota (NBA TV)	W 93-62
21	@ Phoenix (NBA TV)	W 99-79
24	Indiana (NBA TV)	W 101-88
26	Indiana (CBS Sports Network)	W 88-80
29	New York (Amazon Prime)	W 98-81
July		
1	Connecticut (ABC)	W 102-84
5	Dallas	W 89-82
7	@ Dallas (ION)	L 78-80
9	@ Minnesota	W 113-89
11	Phoenix (CBS Sports Network)	W 98-72
12	@ Los Angeles (CBS Sports Network)	W 97-78
20	@ Seattle (Amazon Prime)	W 79-63
22	@ Minnesota (ESPN)	W 98-81
25	@ Chicago (ESPN)	W 107-95
30	Dallas (CBS Sports Network)	W 104-91
August		
1	Atlanta	W 98-81
6	@ New York (ABC)	L 61-99
8	@ Dallas (CBS Sports Network)	W 104-84
11	Washington (ION)	W 113-89
13	Atlanta (CBS Sports Network)	W 86-65
	Commissioner's Cup Championship	
15	New York (Amazon Prime)	6:00 pm
17	New York (Amazon Prime)	7:00 pm
19	Los Angeles (ABC)	12:00 pm
22	@ Atlanta (CBS Sports Network)	4:00 pm
24	@ Chicago (NBA TV)	5:00 pm
26	@ Washington (NBA TV)	4:00 pm
28	@ New York (ESPN2)	4:00 pm
31	Washington (Amazon Prime)	7:00 pm
September		
2	Seattle (NBA TV)	6:00 pm
8	@ Phoenix (ION)	7:00 pm
10	\$ Phoenix (ESPN2)	12:00 pm

\$ To be played at T-Mobile Arena
Commissioner's Cup Games in Blue
All times Pacific and subject to change



Kierstan Bell
Alysha Clark
Alaina Coates
Sydney Colson
Cayla George
Candace Parker
Riquna Williams

Hole Cards

Jackie Young	F	5th Year	6-0	Notre Dame '19
2023	PPG 18.6	RPG 3.9	APG 3.6	SPG 1.4
Career	12.9	4.0	3.7	1.1
2023 Ranks	9th	---	18th	*10th
Career Notes	2022 WNBA Champ • 2-time All-Star • 2022 Most Improved Player • 2022 1st Team • 2020 U.S. Olympic gold (3x3) • 2019 All-Rookie			

A'ja Wilson	C	6th Year	6-4	South Carolina '18
2023	PPG 21.2	RPG 9.6	APG 2.0	SPG 1.4
Career	19.5	8.6	2.2	1.1
2023 Ranks	4th	2nd	---	*10th
Career Notes	2022 WNBA Champ • 2020, 2022 M'VP • 5-time All-Star • 3-time All-WNBA honoree • 2018 Rookie of Year • 2020 U.S. Olympic gold & 2-time WC gold (5x5)			

Kiah Stokes	C	9th Year	6-3	Connecticut '15
2023	PPG 2.5	RPG 6.0	APG 0.6	SPG 0.6
Career	4.1	5.9	0.7	0.5
2023 Ranks	---	16th	---	13th
Career Notes	2022 WNBA Champ • 2015 All-Defensive second team • 2015 All-Rookie Team			

Kelsey Plum	G	6th Year	5-8	Washington '17
2023	PPG 19.0	RPG 2.6	APG 4.4	SPG 1.0
Career	13.4	2.5	3.9	0.9
2023 Ranks	7th	---	12th	---
Career Notes	2022 WNBA Champ • 2022 All-WNBA 1st Team • 2022 All-Star MVP • 2-time All-Star • 2021 6th PoY • 2020 U.S. Olympic gold (3x3) • 2-time USA WC gold (5x5)			

Chelsea Gray	G	9th Year	5-11	Duke '14
2023	PPG 15.0	RPG 3.5	APG 6.9	SPG 1.4
Career	12.2	3.1	4.9	1.1
2023 Ranks	22nd	---	3rd	9th
Career Notes	2016, 2022 WNBA Champ • 2022 Finals MVP • 5-time All-Star • 2017, 2019 All-W Teams (2nd, 1st) • 2020 U.S. Olympic gold (5x5), 2022 USA WC gold (5x5)			

The Turn

G	2nd Year	6-1	FGCU '22	4.3 ppg, 1.4 rpg
F	10th Year	5-11	Middle Tenn. '10	6.8 ppg, 3.2 rpg, .432 3P%
C	5th Year	6-4	South Carolina '17	1.8 ppg, 1.3 rpg
G	9th Year	5-8	Texas A&M '11	0.9 ppg, 0.4 rpg, 1.0 apg
C	4th Year	6-4	Australia	2.3 ppg, 1.8 rpg
F	16th Year	6-4	Tennessee '08	9.0 ppg, 5.4 rpg, 3.7 apg
G	11th Year	5-7	Miami '12	DNP



CONGRATULATIONS!

If you are reading this, it means that you have made the wise decision to cover a WNBA game featuring the defending WNBA Champion Las Vegas Aces. Odds are, you a member of one of the most prestigious media outlets in the nation, and a talented print, radio or television personality.

Regardless of how these Game Notes came into your possession, welcome to year 6 of the Las Vegas Aces—our first as the defending WNBA Champs.

These Game Notes are designed to simplify your coverage of the Aces, but in a society that now likes to communicate in ~~140 280-~~ characters or less, 30-second Tik Tok videos, even a modest-sized set of Game Notes like this one can be intimidating.

Over the rest of this page, we will walk you through the complexities of this document to further enhance your ability to cover the most entertaining team in the WNBA.

Before we begin, we want you to know that we've gone interactive with notes this year. Embedded links will take you to the interweb page that contains more information on each note or tidbit of information. Click through to your heart's content!

So let's get started. These notes are divided into 3 primary sections: Season Notes, Individual Player Profiles and Statistics.

Commissioner's Cup

2023 standings, 2022 & 2021 box scores, MVPs and basic records.

Statistics

Let's take these items in reverse order. If all you need are our season statistics, just flip to the end of these notes. Both team's stats are always located on the second to last page.

There is also a separate statistical packet in a different document with more detailed information about both teams.

The back page is the Media Cheat Sheet roster, complete with head shots to help you quickly identify our players.

What about box scores? Some folks like to see the box score from the previous games in Game Notes, while some folks like to peruse all of that season's box scores. Some like to see the box scores from previous meetings between the two teams playing today.

Given all these possibilities, with the exception of 2023 games between the two teams playing today, we have decided not to include any box scores ~~because we are lazy~~ in an effort to rid the planet of unnecessary paper waste. All WNBA box scores (PDFs) are located online and can be downloaded here.

Individual Player Profiles

Each player on the roster has at least one page of info in this doc.

Included in these are ...

- Notes from the 2023 season
- Notes from previous seasons
- Streaks that paint a statistical picture of the player's most recent efforts.
- Single-season and career highs.
- Career Stats
- Links to a more robust bio online

Additional information is available on each player's online biography, linked from various spots in the notes, including the front page, but these should give you what you need to cover the game.

Season Notes

This area is divided into 3 primary sections.

As the season progresses, the first notes will be super specific to this year's team and players, and should tell the story of the season, essentially answering the question, "Why do the Aces have the record they have?"

The second section contains interesting milestones or tidbits about this year's team or individuals.

The third section includes information from recent seasons that might (in theory) still have relevance to this year's team.

Today's Opponent -- We Have Moved!

These pages let you know how the Aces have performed historically against today's opponent (pages 4-5)

Additional Information

Also included in these notes are an Aces' roster, and Pronunciation Guide (page 3).

Frequently Asked Question

"I have found several typos in this document. Would you like to know about them?"

Yes, we would, but you should know that there are many people in the world who are not happy unless they find fault in the work of others. In an effort to boost their self-confidence, we have intentionally sprinkled several typos in this document to assist them, so we may already be aware of the typos of which you speak.

Epilogue

If you have any additional questions, please don't hesitate to reach out to the following people:

Director of Media Relations John Maxwell
(951) 203-3208
jmaxwell@lasvegasaces.com

Assistant Director of Media Relations Caroline Williams
(725) 289-8896
cwilliams@lasvegasaces.com

Thanks again for your interest in covering the Las Vegas Aces.

Follow us @LVAcres





Alphabetical

NO	NAME	POS	HGT	WGT	DATE OF BIRTH	EXP	COLLEGE	HOMETOWN
1	Kierstan Bell	F	6-1	176	March 16, 2000	1	FGCU	Alliance, OH
7	Alysha Clark	F	5-11	167	July 7, 1987	10	Middle Tennessee	Denver, CO
51	Sydney Colson	G	5-8	140	August 6, 1989	8	Texas A&M	Houston, TX
81	Alaina Coates	C	6-4	205	April 7, 1995	5	South Carolina	Irmo, SC
13	Cayla George	C/F	6-4	192	May 1, 1989	3	Australia	Queensland, Australia
12	Chelsea Gray	G	5-11	170	October 8, 1992	8	Duke	Hayward, CA
3	Candace Parker	F/C	6-4	184	April 19, 1986	15	Tennessee	Naperville, IL
10	Kelsey Plum	G	5-8	145	August 24, 1994	5	Washington	San Diego, CA
41	Kiah Stokes	C	6-3	191	March 30, 1993	7	Connecticut	Cedar Rapids, IA
2	Riquna Williams	G	5-7	165	May 28, 1990	10	Miami	Pahokee, FL
22	A'ja Wilson	C/F	6-4	195	August 8, 1996	5	South Carolina	Hopkins, SC
0	Jackie Young	G	6-0	165	September 16, 1997	4	Notre Dame	Princeton, IN

Numerical

NO	NAME	POS	HGT	WGT	DATE OF BIRTH	EXP	COLLEGE	HOMETOWN
0	Jackie Young	G	6-0	165	September 16, 1997	4	Notre Dame	Princeton, IN
1	Kierstan Bell	F	6-1	176	March 16, 2000	1	FGCU	Alliance, OH
2	Riquna Williams	G	5-7	165	May 28, 1990	10	Miami	Pahokee, FL
3	Candace Parker	F/C	6-4	184	April 19, 1986	15	Tennessee	Naperville, IL
7	Alysha Clark	F	5-11	167	July 7, 1987	10	Middle Tennessee	Denver, CO
10	Kelsey Plum	G	5-8	145	August 24, 1994	5	Washington	San Diego, CA
12	Chelsea Gray	G	5-11	170	October 8, 1992	8	Duke	Hayward, CA
13	Cayla George	C/F	6-4	192	May 1, 1989	3	Australia	Queensland, Australia
22	A'ja Wilson	C/F	6-4	195	August 8, 1996	5	South Carolina	Hopkins, SC
41	Kiah Stokes	C	6-3	191	March 30, 1993	7	Connecticut	Cedar Rapids, IA
51	Sydney Colson	G	5-8	140	August 6, 1989	8	Texas A&M	Houston, TX
81	Alaina Coates	C	6-4	205	April 7, 1995	5	South Carolina	Irmo, SC

Head Coach	Becky Hammon (Colorado State '99)
First Assistant Coach	Natalie Nakase (UCLA '03)
Asst. Coach/Head of Player Development	Tyler Marsh (Birmingham-Southern College '11)
Assistant Coach	Charlene Thomas-Swinsont (Auburn '87)
Medical Director	Laura Ramus
Assistant Medical Director	Tera Giroux
Head Athletic Trainer	Bandeale Talib Jr.
Performance Coach	Jeremiah Welch
Massage Therapist	Lujene Clark

PRONUNCIATION GUIDE

1	Kierstan Bell
7	Alysha Clark
81	Alaina Coates
41	Kiah Stokes
2	Riquna Williams
22	A'ja Wilson

PRO-NUN-C-A-SHUN GUYD

KEER-stin
uh-LEE-sha
uh-LAY-nuh COATS
KEE-uh
rih-QWAHN-uh
A-zhuh (like the continent, Asia)

Natalie Nakase	nuh-KAH-say
Tera Giroux	TAIR-uh guh-ROO
Lujene Clark	LOO-zhean
Bandeale Talib Jr.	ban-DELL tah-LEEB



ACES' ALL-TIME RESULTS VS. LIBERTY



Regular Season History

Overall	31-28
Home	18-11
Road	13-17
Overtime	1-1

Playoff History

Overall	0-0
Home	0-0
Road	0-0
Overtime	0-0

Streaks (incl playoffs)

Overall	L 1
Home	W 1
Road	L 1
Overtime	W 1

Date	H/A	Opponent	W/L	LV	NYL
July 5, 1997		New York	L 1	53	66
July 17, 1997	@	New York	L 2	54	80
July 22, 1997	@	New York	W 1	78	71
Aug. 19, 1997		New York	W 2	81	75
June 15, 1998		New York	W 3	71	60
June 21, 1998	@	New York	L 1	64	68
July 18, 1999	@	New York	L 2 (OT)	82	88
Aug. 3, 1999		New York	L 3	59	61
June 3, 2000	@	New York	L 4	76	87
July 26, 2001		New York	W 1	71	63
Aug. 8, 2001	@	New York	L 1	63	82
June 11, 2002		New York	L 2	68	71
Aug. 5, 2003	@	New York	L 3	60	69
June 5, 2004		New York	L 4	57	62
Sept. 12, 2004	@	New York	L 5	62	64
June 21, 2005	@	New York	L 6	59	77
July 2, 2005		New York	W 1	69	57
June 10, 2006		New York	L 1	67	71
June 30, 2006	@	New York	W 1	91	78
June 16, 2007		New York	W 2	79	71
June 22, 2007	@	New York	W 3	70	63
July 8, 2008		New York	W 4	83	79
Sept. 9, 2008	@	New York	W 5	82	76
June 13, 2009		New York	W 6	63	60
June 19, 2009	@	New York	L 1	61	77
May 28, 2010		New York	L 2	71	77
July 27, 2010	@	New York	L 3	72	77
July 1, 2011	@	New York	L 4	75	81
July 8, 2011		New York	L 5	73	76
July 8, 2012	@	New York	W 1	94	81
Sept. 18, 2012		New York	W 2	77	66
June 23, 2013	@	New York	W 3 (OT)	78	77
July 25, 2013		New York	W 4	65	53

Date	H/A	Opponent	W/L	LV	NYL
June 5, 2014	@	New York	W 5	87	75
July 9, 2014		New York	W 6	80	66
July 15, 2015	@	New York	L 1	68	84
Aug. 19, 2015		New York	L 2	45	73
June 11, 2016		New York	L 3	75	90
July 10, 2016	@	New York	L 4	75	76
Aug. 26, 2016		New York	L 5	77	84
May 13, 2017	@	New York	L 6	64	73
Aug. 1, 2017		New York	W 1	93	81
Sept. 1, 2017	@	New York	L 1	69	81
June 12, 2018	@	New York	W 1	78	63
June 22, 2018		New York	W 2	88	78
Aug. 15, 2018		New York	W 3	85	72
June 9, 2019	@	New York	L 1	78	88
June 14, 2019		New York	W 1	100	65
July 7, 2019	@	New York	W 2	90	58
Aug. 9, 2020	@	New York	W 3	78	76
Aug. 29, 2020		New York	W 4	80	63
June 3, 2021	@	New York	W 5	94	82
June 15, 2021		New York	W 6	100	78
June 17, 2021		New York	W 7	103	76
July 6, 2022		New York	L 1	107	116
July 12, 2022	@	New York	W 1	107	101
July 14, 2022	@	New York	W 2	108	74
June 29, 2023		New York	W 3	98	81
Aug. 6, 2023	@	New York	L 1	61	99
Aug. 15, 2023	CCC	New York			
Aug. 17, 2023		New York			
Aug. 28, 2023	@	New York			

2023 ACES VS LIBERTY



Aces vs. Liberty, 2023

PLAYER	GP-GS	MIN	FGM-FGA	FG%	3-POINT		FTM-FTA	FT%	--- REBOUNDS ---			AST	PF-DQ	STL	TO	BLK	PTS/AVG
					FGM-FGA	FG%			OFF	DEF	TOT/AVG						
Young, J	2-2	59:47	12 - 20	60.0	5-10	50.0	2 - 2	100	1	4	5/2.5	7	5-0	2	1	0	31/15.5
Plum, K	2-2	61:43	11 - 28	39.3	3-11	27.3	5 - 5	100	1	5	6/3.0	11	5-0	0	5	0	30/15.0
Parker, C	1-1	24:06	6 - 12	50.0	3-4	75.0	0 - 0	0.0	0	6	6/6.0	5	2-0	2	1	1	15/15.0
Gray, C	2-2	66:29	13 - 24	54.2	2-5	40.0	1 - 1	100	0	5	5/2.5	12	2-0	3	5	1	29/14.5
Wilson, A	2-2	55:57	8 - 23	34.8	0-1	0.0	9 - 10	90.0	1	9	10/5.0	5	3-0	1	2	3	25/12.5
Clark, A	2-0	40:24	5 - 12	41.7	2-7	28.6	0 - 0	0.0	1	6	7/3.5	1	2-0	3	1	0	12/6.0
Stokes, K	2-1	35:23	3 - 4	75.0	0-1	0.0	1 - 2	50.0	1	6	7/3.5	1	2-0	1	0	0	7/3.5
Bell, K	2-0	21:18	3 - 9	33.3	0-2	0.0	0 - 0	0.0	0	0	0/0.0	0	1-0	1	0	0	6/3.0
Coates, A	1-0	07:09	1 - 1	100	0-0	0.0	0 - 0	0.0	1	2	3/3.0	0	0-0	1	2	0	2/2.0
George, C	2-0	14:36	1 - 4	25.0	0-2	0.0	0 - 0	0.0	0	2	2/1.0	0	1-0	3	0	0	2/1.0
Colson, S	2-0	13:09	0 - 2	0.0	0-1	0.0	0 - 0	0.0	0	0	0/0.0	4	1-0	0	0	0	0/0.0
ACES	2	400	63 - 139	45.3	15-44	34.1	18 - 20	90.0	6	45	61/30.5	46	24-0	17	18	5	159/79.5
LIBERTY	2	400	69 - 141	48.9	25-58	43.1	17 - 21	81.0	19	60	93/46.5	49	20-0	10	30	7	180/90

Liberty vs. Aces, 2023

PLAYER	GP-GS	MIN	FGM-FGA	FG%	3-POINT		FTM-FTA	FT%	--- REBOUNDS ---			AST	PF-DQ	STL	TO	BLK	PTS/AVG
					FGM-FGA	FG%			OFF	DEF	TOT/AVG						
Stewart, B	2-2	61:35	14 - 35	40.0	5-13	38.5	6 - 7	85.7	3	8	11/5.5	8	0-0	3	2	3	39/19.5
Ionescu, S	2-2	56:04	15 - 27	55.6	7-12	58.3	1 - 1	100	2	9	11/5.5	14	5-0	2	4	0	38/19.0
Jones, J	2-2	53:08	11 - 20	55.0	1-4	25.0	2 - 4	50.0	8	12	20/10.0	5	7-0	1	3	3	25/12.5
Vandersloot, C	2-2	58:17	7 - 14	50.0	2-4	50.0	4 - 4	100	0	6	6/3.0	11	1-0	0	8	1	20/10.0
Laney, B	2-2	56:09	6 - 15	40.0	4-9	44.4	0 - 0	0.0	4	9	13/6.5	4	1-0	1	4	0	16/8.0
Thornton, K	2-0	48:42	4 - 10	40.0	2-7	28.6	1 - 2	50.0	2	9	11/5.5	3	3-0	2	1	0	11/5.5
Johannès, M	2-0	28:22	4 - 9	44.4	2-6	33.3	0 - 0	0.0	0	3	3/1.5	2	1-0	1	3	0	10/5.0
Prince, E	2-0	10:43	3 - 4	75.0	1-2	50.0	3 - 3	100	0	0	0/0.0	2	0-0	0	1	0	10/5.0
Sabally, N	2-0	12:56	3 - 4	75.0	0-0	0.0	0 - 0	0.0	0	3	3/1.5	0	1-0	0	2	0	6/3.0
Willoughby, J	2-0	14:05	2 - 3	66.7	1-1	100	0 - 0	0.0	0	1	1/0.5	0	1-0	0	0	0	5/2.5
Dolson, S	0-0	0	0 - 0	0.0	0-0	0.0	0 - 0	0.0	0	0	0/0.0	0	0-0	0	0	0	0/0.0
LIBERTY	2	400	69 - 141	48.9	25-58	43.1	17 - 21	81.0	19	60	93/46.5	49	20-0	10	30	7	180/90
ACES	2	400	63 - 139	45.3	15-44	34.1	18 - 20	90.0	6	45	61/30.5	46	24-0	17	18	5	159/79.5

WOMEN'S NATIONAL BASKETBALL ASSOCIATION														OFFICIAL SCORER'S REPORT													
Thursday, June 29, 2023 Michelob ULTRA Arena, Las Vegas, NV														FINAL BOX													
Officials: #55 Eric Brewton, #86 Angelica Suffren, #15 Fatou Cissoko-Stephens														Game Duration: 1:53 Attendance: 9587													
VISITOR: New York Liberty (10-4)														Game Duration: 1:52 Attendance: 11418 (Sellout)													
														VISITOR: Las Vegas Aces (24-3)													
44 Betnijah Laney														0 Jackie Young													
22 A'ja Wilson														22 A'ja Wilson													
35 Jonquel Jones														41 Kiah Stokes													
20 Sabrina Ionescu														10 Kelsey Plum													
22 Courtney Vandersloot														12 Chelsea Gray													
5 Kayla Thornton														7 Alysha Clark													
8 Nyara Sabally														1 Kierstan Bell													
23 Marine Johannès														13 Cayla George													
13 Jocelyn Willoughby														51 Sydney Colson													
10 Epiphanny Prince														81 Alaina Coates													
														3 Candace Parker													
														2 Riquana Williams													
														NWT - Injury/Illness - Foot Surgery													
														NWT - Not With Team													
200:00 31 65 8 20 11 15 8 23 31 21 14 3 15 3 -17 81														200:00 23 70 6 23 9 10 2 22 24 14 9 7 10 4 -38 61													
47.7% 40% 73.3% TM REB: 7 TOT TO: 17 (22 PTS)														32.9% 26.1% 90% TM REB: 7 TOT TO: 10 (8 PTS)													
HOME: LAS VEGAS ACES (14-1)														HOME: NEW YORK LIBERTY (22-6)													
0 Jackie Young														44 Betnijah Laney													
22 A'ja Wilson														30 Breanna Stewart													
3 Candace Parker														35 Jonquel Jones													
10 Kelsey Plum														20 Sabrina Ionescu													
12 Chelsea Gray														22 Courtney Vandersloot													
41 Kiah Stokes														5 Kayla Thornton													
7 Alysha Clark														23 Marine Johannès													
1 Kierstan Bell														8 Nyara Sabally													
13 Cayla George														10 Epiphanny Prince													
51 Sydney Colson														13 Jocelyn Willoughby													
200:00 40 69 9 21 9 10 4 23 27 32 15 10 7 1 17 98														200:00 38 76 17 38 6 6 11 37 48 28 6 7 13 4 38 99													
58% 42.9% 90% TM REB: 3 TOT TO: 8 (9 PTS)														50% 44.7% 100% TM REB: 7 TOT TO: 13 (12 PTS)													
SCORE BY PERIOD 1 2 3 4 FINAL														SCORE BY PERIOD 1 2 3 4 FINAL													
Liberty 22 20 14 25 81														Aces 22 19 9 8 61													
ACES 28 21 27 22 98														LIBERTY 12 30 30 20 99													
Inactive: Liberty - Dolson (Not With Team - Right Ankle)														Inactive: Aces -													
Inactive: Aces - Williams (Injury/Illness - Lower back)														Inactive: Liberty -													
Points in the Paint: Liberty 42 (21/36), ACES 30 (25/36)														Points in the Paint: Aces 26 (13/30), LIBERTY 36 (18/28)													
2nd Chance Points: Liberty 11 (4/9), ACES 5 (3/5)														2nd Chance Points: Aces 10 (3/3), LIBERTY 20 (8/12)													
Fast Break Points: Liberty 5 (2/2), ACES 11 (4/7)														Fast Break Points: Aces 14 (8/10), LIBERTY 21 (8/11)													
Technical Fouls - Non-Sportsmanlike														Flagrant Fouls													
Liberty (0): NONE														Aces (0): NONE													
ACES [2]: Gray 6:47 1st (Defensive Three Seconds) , Parker 6:23 4th (Defensive Three Seconds)														LIBERTY (1): 0:53 1st Jones-FLG1													



GAME NOTES (STATS & RANKINGS THROUGH 8/14)

FEELING RANK (2023)

	PPG	RPG	APG	SPG	BPG	MPG	FG%	3P%	FT%
Alysha Clark	---	---	---	---	---	---	---	6th	---
Chelsea Gray	22nd	---	3rd	9th	24th	15th	*11th	2nd	5th
Kelsey Plum	7th	---	12th	---	---	14th	15th	17th	7th
Kiah Stokes	---	16th	---	---	13th	---	---	---	---
A'ja Wilson	4th	2nd	---	*10th	1st	25th	6th	---	---
Jackie Young	9th	---	18th	*10th	---	18th	7th	1st	26th

*Tie

WHAT'S THE DIFFERENCE?

If you want to know which team historically has the best chance at winning the WNBA Championship, look no further than scoring differential—the difference between a team's points scored and points allowed.

In the WNBA's first 26 years, the team that led the league in scoring differential during the regular season won the championship 19 times. The five teams that had a positive double-digit scoring differential all won the title.

Year	Team	Sc. Diff.	Finish
2023	Las Vegas	+14.4	?????
2022	Connecticut	+8.0	WNBA Finals
2021	Connecticut	+9.8	WNBA Semifinals
2020	Seattle	+11.5	Champions
2019	Washington	+12.0	Champions
2018	Seattle	+7.6	Champions
2017	Minnesota	+11.1	Champions
2016	Minnesota	+8.8	WNBA Finals
2015	Chicago	+4.1	East Conf Semis
2014	Phoenix	+9.4	Champions
2013	Minnesota	+9.4	Champions
2012	Minnesota	+9.8	WNBA Finals
2011	Minnesota	+7.9	Champions
2010	Seattle	+7.9	Champions
2009	Phoenix	+4.1	Champions
2008	Detroit	+4.4	Champions
2007	Detroit	+4.6	WNBA Finals
2006	Connecticut	+7.8	East Conf Finals
2005	Sacramento	+6.9	Champions
2004	Seattle	+5.1	Champions
2003	Detroit	+4.6	Champions
2002	Los Angeles	+6.8	Champions
2001	Los Angeles	+8.6	Champions
2000	Houston	+12.8	Champions
1999	Houston	+9.3	Champions
1998	Houston	+12.7	Champions
1997	Houston	+6.3	Champions

Double-Digit Scoring Differential

Year	Team	Sc. Diff	Finish
2023	Las Vegas	+14.4	?????
2000	Houston	+12.8	Champions
1998	Houston	+12.7	Champions
2019	Washington	+12.0	Champions
2020	Seattle	+11.5	Champions
2017	Minnesota	+11.1	Champions

2023 ACES RECORDS

	Season	Home	Road	Streak
Overall	27-3	15-0	12-3	W 3
East	12-2	8-0	4-2	W 2
West	15-1	7-0	8-1	W 7
Commissioner's Cup	9-1	5-0	4-1	W 2
Overtime	0-0	0-0	0-0	---
Streak	W 3	W 20	W 1	---

CHASING HISTORY

The Aces are on pace to record the highest winning percentage in league history. The 1998 Houston Comets own the record with a 27-3 mark (.900).

Team	Year	Win%	Wins	Games
Houston	1998	.900	27	30
Las Vegas	2023	.900	27	30
Los Angeles	2000	.875	28	32
Los Angeles	2001	.875	28	32
Phoenix	2014	.853	29	34

DOMINANCE

The Aces are off to the most dominating start in WNBA history, based on scoring differential, and are setting new standards with each game played. The next upcoming milestones are ...

Number of Games	Diff.	Year & Team
First 29 games	14.4	2023 Las Vegas Aces
First 30 games	12.6	2000 Houston Comets
First 31 games	12.8	2000 Houston Comets
First 32 games	12.8	2000 Houston Comets
First 33 games	11.9	2019 Washington Mystics
First 34 games	12.0	2019 Washington Mystics

LAYING POINTS

Only 32 players in WNBA history have scored 40 or more points in a single game. Kelsey Plum (at Minnesota, July 9) and A'ja Wilson (vs. Washington, Aug. 11) are 2 of them, having scored 40 points apiece in games this season. Plum and Wilson became the first pair of teammates in league history to accomplish the feat in the same season. Only one franchise in W history has seen 3 different players score 40 or more, but not in the same season (Los Angeles: Kristi Toliver, 43, 2015; Lisa Leslie, 41, 2006; Candace Parker, 40, 2008).

SHOOTING OFF FIREWORKS

The Aces are posting league-bests of 49.6% shooting from the field, 38.9% from 3-point and 83.0% from the line. No team has ever finished the season leading in all categories.



TESTING, TESTING, 1, 2 3?

In scoring a career-high 40 points (17-25 FGs, 0-1 3PTs, 6-7 FTs) against Washington on Aug. 11, A'ja Wilson not only tied the franchise record set by Kelsey Plum earlier this season, she also broke her own WNBA record for most points scored in a game without hitting a 3-pointer.

Also, Wilson's 17 made field goals are the second most in a game in WNBA history and the most in franchise history (18, Lauren Jackson, Seattle at Washington, July 24, 2007). Her 17 made 2-pointers tied Lauren Jackson's WNBA record for most made 2s in a game (Seattle vs. Los Angeles, Aug. 6, 2003).

NEXT WOMAN UP

The Las Vegas Aces have been without the services of Candace Parker for 12 games, but the rest of the team has stepped up in her absence, and they haven't missed a beat, particularly on offense.

	ACES					OPPONENTS				
	W-L	OER	PPG	FG%	3G%	DER	PPG	FG%	3G%	
With CP	16-2	112.7	92.6	.498	.377	95.1	78.4	.418	.330	
W/out CP	11-1	116.7	96.1	.593	.405	99.1	81.5	.433	.355	

In particular, A'ja Wilson and Kelsey Plum have increased their already All-Star-caliber production.

Last 11 games	PPG	FG%	3G%	RPG	+/-
A'ja Wilson	23.5	.569	.375	10.3	17.2
Kelsey Plum	20.6	.497	.421	---	16.6

TOP OF THE PECKING OERDER

Seven teams in WNBA history have boasted both the best offense and defense in the same season as measured by Offensive (OER) and Defensive Efficiency Ratings (DER)—points scored and allowed per 100 possessions—and 6 of them have won the title (*). The Aces have their sights set on becoming the 8th, currently ranking first for OER and DER.

Team	Year	OER	DER
Houston *	1998	104.1	86.7
Houston *	1999	104.4	91.4
Houston *	2000	109.1	90.8
Phoenix *	2014	106.4	94.1
Minnesota	2016	107.4	96.6
Minnesota *	2017	108.5	94.4
Seattle *	2020	108.3	93.3
Las Vegas	2023	114.3	96.7

ALL DRIED UP

The Aces defensive effort held Dallas scoreless until the 4:25 mark in the first quarter of their Aug. 8 game, marking the longest scoring drought of any W team this season to open a game (Chicago, 4:41, vs Los Angeles, June 4).

PERFECT TENS

Against the Mystics on Aug. 11, Chelsea Gray and Kelsey Plum became just the second set of teammates in WNBA history to hand out 10 or more assists in the same game, and the first to do so in regulation time. The first set of teammates was ... well dang ... Gray again, only this time with Odyssey Sims in 2017 in a double overtime game with the Los Angeles Sparks.

Player	Asts	Player	Asts	Team	Opp	Date
Chelsea Gray	10	Kelsey Plum	10	LV	WAS	Aug. 11, 2023
Chelsea Gray	10	Odyssey Sims	10	LA	CHI	Aug. 18, 2017 (2 OT)

THAT'S OFFENSIVE

The Aces have had one of the best offenses in the W since making the move to Vegas. In 2020 they ranked 2nd in the WNBA in Offensive Efficiency, and in each of the past two years they finished 1st.

Year	OER	Rank
2018	102.0	6th out of 12
2019	99.1	5th out of 12
2020	107.3	2nd out of 12
2021	107.1	1st out of 12
2022	109.6	1st out of 12
2023	114.3	1st out of 12

CENTURY 2023

The Aces scored 100 or more points in 7 games in 2021 and 2022, and have upped that to 8 times this year. The WNBA record for most times reaching the century mark in a season is 10 by the 2010 Phoenix Mercury.

Year	Team	100+ Pt Gms
1. 2010	Phoenix	10
2. 2009	Phoenix	9
3. 2007	Phoenix	8
2023	Las Vegas	8
4. 2021	Las Vegas	7
2022	Las Vegas	7

THREE OF A KIND

Jackie Young (.474) and Chelsea Gray (.450) rank 1st and 2nd in the WNBA in 3-point field goal percentage. Alysha Clark (.432) ranks 6th. No trio of teammates has ever finished 1-2-3 in 3-point field goal percentage in the WNBA or NBA. Only one pair of teammates in either league has ever finished 1-2 in that category—Jennifer Azzi (.517) and Sandy Brondello (.487) in 1999 with the Detroit Shock.

Player	3G	3PA	3P%
Jackie Young	72	152	.474
Chelsea Gray	50	111	.450
Alysha Clark	38	88	.432

COMMISSIONER'S CUP FINALS SET

Las Vegas (9-1) clinched the Western Conference slot in the Commissioner's Cup Championship Game and will host New York (7-3) at Michelob ULTRA Arena at 6 pm PT on Tuesday, August 15, in hopes of repeating as CC champions. In their 10 CC games this season, the Aces raised \$18,500 for NAMI Southern Nevada and will raise an additional \$10,000 if they win the championship or \$5,000 if they lose.



GAME NOTES (STATS & RANKINGS THROUGH 8/14)

LOOK AT ALL THE PEOPLE HERE TONIGHT

The Las Vegas Aces welcomed 10,281 fans to their July 11 game against the Mercury—a franchise record since the team made the move to the Sports & Entertainment Capitol of the World prior to the 2018 season. Eleven of the top 12 attendance figures during the team's time in Las Vegas have come in the past 2 seasons, 4 of the top 5 are from this year, and they lead the W in attendance this year.

Date	Opponent	Attendance
July 11, 2023	Phoenix	10,281
July 30, 2023	Dallas	10,213
Sept. 13, 2022	Connecticut *	10,211
May 27, 2023	Los Angeles	10,191
July 5, 2023	Dallas	10,177

* Playoff Game

IF A T(H)REE FALLS IN THE WOODS ...

Although the Aces have been one of the best 3-point shooting teams over the past 5 years, it wasn't always a big part of their arsenal. In 2022, the Aces began utilizing the 3-pointer to a much greater degree.

	2018	2019	2020	2021	2022	2023
3PFG%	34.6	36.7	36.6	37.5	36.1	38.9
Rank	7th	1st	4th	2nd	2nd	1st
	2018	2019	2020	2021	2022	2023
3PA/G	10.9	15.0	11.5	13.5	26.4	23.3
Rank	12th	12th	12th	12th	3rd	3rd

BOOM! BOOM! OUT GO THE LIGHTS!

The Aces, who are shooting a league-high 49.6% from the field, own 5 of the top 11 single-game field goal percentages in the league this year, including a season-high 59.7% against the Lynx on July 9.

JUST WIN, BABY!

The Aces have won more regular season games than any other WNBA team since the start of the 2019 season.

Team	Wins
Las Vegas	116
Connecticut	105

Las Vegas has also averaged the most points per game over that same time span ...

Team	PPG
Las Vegas	88.82
Chicago	84.21

... and has the highest field goal percentage ...

Team	FG%
Las Vegas	46.42
Chicago	45.82
Minnesota	44.98

... and the highest 3-pt field goal percentage ...

Team	3FG%
Las Vegas	37.16
Seattle	36.12
Connecticut	35.01

ALL ABOUT THAT PACE

The Aces have played at one of the fastest paces in the league since moving to Las Vegas as measured by possessions per 40 minutes.

	2018	2019	2020	2021	2022	2023
Pos/40	82.4	82.3	82.6	82.5	82.2	82.3
Rank	1st	2nd	1st	1st	1st	2nd

B ... AGGRESSIVE. B. E. AGGRESSIVE

Since moving to Las Vegas, the Aces have worn out a path to the free throw line, finishing 1st in the W in free throw attempts 3 times.

	2018	2019	2020	2021	2022	2023
FTA/G	23.5	21.5	23.4	22.1	19.8	19.4
Rank	2nd	1st	1st	1st	3rd	5th

SCARCER THAN PINK BARBIE PAINT

Prior to 2023, only 8 teams in the history of the WNBA have averaged 40 or more points in the paint for an entire season, including the 2020 Aces, who set the league benchmark with an average of 42.7.

Through 29 games the Aces were again in the 40-point range, but dipped slightly after Aug. 14. Dallas also is making a run at the rare mark this year.

Team	Year	PITP
Las Vegas	2020	42.7
Chicago	2022	42.1
Mercury	2010	41.8
Atlanta	2011	41.4
Dallas	2023	41.2
Las Vegas	2021	41.2
Atlanta	2010	40.4
Los Angeles	1997	40.3
Atlanta	2009	40.1
~~~		
Las Vegas	2023	39.7

### 2023 AWARD WINNERS

#### Western Conference Player of the Month

A'ja Wilson (6)	June	19.5 ppg	8.9 rpg	53.4 FG%
A'ja Wilson (7)	July	22.7 ppg	10.1 rpg	57.3 FG%

#### Western Conference Player of the Week

A'ja Wilson (11)	Wk 5	24.0 ppg	11.0 rpg	55.6 FG%
A'ja Wilson (12)	Wk 8	29.0 ppg	14.5 rpg	71.9 FG%
Chelsea Gray (2)	Wk 9	24.5 ppg	5.5 rog	8.5 apg

#### Coach of the Month

Becky Hammon (2)	June	10-1 Record
------------------	------	-------------



## GONE STREAKING ...

**Kierstan Bell**—Is averaging 8.4 points per game in the month of August after averaging 3.4 ppg total in first 3 months of the season... Shot 40.9% from 3-point over past 7 games after shooting 12.5% from 3 in the previous 5 games... Scored a career-high 15 points vs. Atlanta on Aug. 1 after scoring 15 over her previous 5 games ... Went 3 for 6 from 3-point range vs. Atlanta on August 1 after making 3 of her previous 17 ... Has made 19 3-pointers in 2023 after making 3 during the entire 2022 campaign ... Averaged 15 minutes a game over the past 14 games after averaging fewer than 9 in the first 13 games of the season.

**Alysha Clark**—Missed the game against Atlanta on Aug. 13 (back)... Has averaged 4.4 total rebounds per game in last 9 games compared to 2.8 in her previous 10... Shooting 62.5% (16-26) from distance over her last 9 games after shooting 24.1% (7-29) over her previous 10... Has scored in double figures in 5 of her last 12 games after not reaching that mark in her previous 11.

**Alaina Coates**—Averaged 1.8 points and 1.3 rebounds in her 4 games for the Aces after 1.0 points and 0.0 rebounds in 2 games for Phoenix in 2023.

**Sydney Colson**—Has dished out at least 1 assist in 9 of her last 11 games.

**Cayla George**—Averaged 4.5 points over her first 4 games, but 1.3 points per game over the next 17 games ... Prior to going 5 of 10 from 3-point over the past 2 games, was 1 for her last 25 from 3-point range over a 16-game span after making 4 of her first 10 3-pointers on the year ... Grabbed at least 1 rebound (2.1 rpg) in each of the last 13 games.

**Chelsea Gray**—Made 42 of her last 82 shots (.512) from the field over the last 7 games after going 6 for 20 over her previous 2 games ... Is 5 for 5 from the free throw line over her last 5 games after going 19 for 21 over her previous 2 games... Averaged 6.5 apg before All-Star and 7.8 apg in the 9 games since the break.

**Candace Parker**—Injured (left foot surgery) and has not played since the July 7 loss at Dallas.

**Kelsey Plum**—Averaged 7.0 apg over past 3 games ... Increased efficiency in her 3-point shot over the last 6 games at 47.2% from long-range compared to 29.0% over her previous 5 ... Upped her 3-point (.379 to .404) and free throw (.896 to .966) shooting after the All-Star break ... Has made at least 1 3-pointer in 23 straight games, which is ranked tied (Kelsey Mitchell) for the longest active streak in the league ... Has 11 games of 20 or more points over her last 19 games after reaching that mark just once in her first 10 games.

**Kiah Stokes**—Grabbed a career-high tying 17 rebounds at Chicago on July 25 and grabbed double-digit rebounds twice more in the 6 games since then ... Averaged 8.6 rpg over last 7 games compared to 4.9 rpg over previous 10.

**A'ja Wilson**—Rebounded from her Aug. 6 single-digit game (9 points at New York) with 28 points and 14 rebounds against Dallas on Aug. 8 and a franchise record tying 40 points to go with 12 rebounds against Washington on Aug. 11... Has at least 2 blocked shots in 20 of 30 games ... Since the All-Star break, has increased production in scoring (19.7 to 24.7), rebounds (9.3 to 10.3), blocked shots (2.1 to 2.2), field goal percentage (.532 to .546) and free throw percentage (.770 to .833) ... Has played in 128 consecutive games, which is the longest active streak in the W.

**Jackie Young**—Has made at least 1 3-pointer in 22 straight games, which is ranked 3rd for the longest active streak in the league ... Had scored in double figures in every game this season prior to scoring 9 points vs Dallas on July 30, and is averaging 18.4 points per game in the 5 games since ... Shot 79.7% from the line in her first 21 games and made 91.0% (31 of 34) over the last 9 games.

**Aces Offense**—Scored 90+ points in 22 games this year, including 8 games of 100 or more points ... Scoring differential through the first 30 games (+14.2) is the largest scoring differential over that span by any team in WNBA history ... The Aces current 20-game home winning streak (regular season games only) is the longest in franchise history, and the 3rd longest for regular season games in league history. The record is 28 by the Sparks in 2000-02 ... Each of the team's last 11 wins is by double digits (19.4 ppg)... New York held Las Vegas to a season-low 61 points on August 6.

## R-E, R-E-B, R-E-B-O-U-N-D, RE-BOUND

Over the previous 4 seasons, the Aces recorded the 4 highest defensive rebounds per game averages in WNBA history. The 2023 Aces and Liberty are currently sitting among the top 6.

Year	Team	DRPG
1. 2021	Las Vegas	31.28
2. 2019	Las Vegas	29.62
3. 2023	New York	29.60
4. 2020	Las Vegas	29.27
5. 2023	Las Vegas	28.93
6. 2023	Atlanta	28.48
7. 2022	Las Vegas	28.42

The Aces hold the top 2 marks for most defensive rebounds in a regulation game in WNBA history, with 44 at Seattle on May 20, 2023, and 43 at Los Angeles on July 1, 2022.

## NOTHIN' BUT NET

The Aces are threatening the league records for field goal percentage and two-point field goal percentage in a season this year.

Team	Year	FG%
Las Vegas	2023	49.6
Chicago	2020	49.1
Los Angeles	2016	48.7

Team	Year	2PT%
Chicago	2020	55.66
Las Vegas	2023	55.41
Chicago	2022	54.23



## ONE GOOD TURNOVER DESERVES ANOTHER

The Aces took care of the basketball better than anybody in the WNBA in each of the past 3 seasons. In 2021 and 2022 they took better care of it than anybody in WNBA history.

### Turnover Percentage Rank

	2020	2021	2022	2023
Las Vegas	15.2	14.1	14.1	14.4
Rank	1st	1st	1st	1st

### WNBA All-Time Turnover Percentage Leaders

Team	Year	TO%
1. Las Vegas	2021	14.1
2. Las Vegas	2022	14.1
3. Las Vegas	2023	14.4
4. Atlanta	2021	14.8

## BOARD ALLERGIES

Offensive Rebound Percentages have been declining for years now as teams have relied more and more on the 3-pointer as a weapon.

From 1997-2003, no team grabbed fewer than 30 percent of available offensive rebounds.

This season, 9 teams are below 30 percent, and the 2023 Aces, and Mystics are threatening to break into the all-time “low 5” in that category.

Team	Year	OR%
Los Angeles	2021	23.3
Seattle	2015	23.5
Las Vegas	2023	23.5
New York	2021	24.1
Washington	2023	24.5
Las Vegas	2022	24.5

## STARTER KIT

The Aces starters set a WNBA record in 2022 by scoring more points than any starting five in league history. Las Vegas is on pace to break that mark again in 2023.

Team	Year	PPG
1. Las Vegas	2023	80.1
2. Las Vegas	2022	77.5
3. Phoenix	2007	75.1

## LOW ON RESERVES

Las Vegas’ bench averaged a league-record 35.0 points per game in 2020. Only 7 other teams in WNBA history have averaged more than 30 points per game from their reserves. Two years later, in the Aces’ championship season, the bench averaged 12.9 points—12th in the league. This year, Las Vegas’ reserves are averaging 13.8 points per game (2nd fewest in the league), with the Dallas Wings “leading” the way with 13.0 per game.

## ALL SHE DOES IS WIN, WIN, WIN

When Jackie Young turned 25 last September 16, she had 87 regular season wins to her credit—one off the record for most wins prior to turning 25 held by Lynx legend Maya Moore (88).

Mwadi Mabika held the league mark for wins through her 26th birthday until Jackie Young, at 25 years, 329 days, passed Mabika on Aug. 11 and now owns the record outright.

Player	Wins
1. Jackie Young	114
2. Mwadi Mabika	112
3. Maya Moore	107

## ACES IN THE COMMUNITY

### \$18,500 AND COUNTING EARNED FOR NAMI SO. NEVADA

For each Commissioner’s Cup win this season, teams earn \$2K to donate to a charity of their choice and \$500 for each loss. The Aces are playing for NAMI (National Alliance on Mental Illness) Southern Nevada, and have earned \$18,500 for the organization through their 10 CC games. The winner of the Commissioner’s Cup will earn an additional \$10,000 towards the team’s chosen organization, while the losing team’s organization will receive \$5,000.

NAMI is the nation’s largest grassroots mental health organization dedicated to building better lives for the millions of Americans affected by mental illness, and relies on gifts and contributions to support its important work throughout Southern Nevada.

### FLYING ACES

The Aces continue making an impact in the community in a variety of ways. On June 9, BUCKET\$ and Aces staff members visited Nellis Air Force Base where they met with troops, toured the fitness facility and flightline, and passed out Aces gear and tickets for the July 5 “Heroes of the House” Aces game as a way of saying thank you for all they do.

### NUMBER IX, NUMBER IX, NUMBER IX

After a successful inaugural event in 2022, which celebrated the 50th anniversary of the passage of Title IX, this year’s The IX Awards again recognized outstanding people who have been instrumental in the fight for equality in sports and beyond.

Held June 13 at Allegiant Stadium, The IXs honored Wyomia Tyus with the Legacy Award, Jackie Joyner-Kersey with the Icon Award, Jessica Mendoza with the Game Changer Award, Elaine Wynn with the Impact Award and Annick Haczekiewicz with the Next Gen Award.

Emceed by Chris Spencer, the IXs features performances by Judith Hill and Broadway in the Hill, and concluded with a 30-minute fireside chat with Tyus.

Highlights from the 2022 The IXs celebration included a fireside chat with Billie Jean King, who was recognized with the Legacy Award, and members of the 1996 U.S. Olympic Women’s Basketball Team, who collectively earned the Game Changer Award.



## ALL SHE DOES IS WIN 2

Not only did Becky Hammon lead the Aces to their first championship during her inaugural season at the helm, but she also boasts the highest winning percentage of any coach in WNBA history.

### Highest Winning %, minimum 15 games coached

Coach	W	L	PCT
Becky Hammon	53	13	.803
Van Chancellor	211	111	.655
Carol Ross	58	32	.644
Cheryl Reeve	295	165	.641
Joe Bryant	40	24	.625

The only coaches who come close to Hammon's winning percentage are Ryan Weisenberg and Karleen Thompson, who combined to go 11-3 (.786) as the co-head coaches of the Los Angeles Sparks in 2004. The duo replaced Michael Cooper who resigned midway through the year to become the head coach of the Denver Nuggets.

## FAST 50

No, not another Fast & The Furious sequel. Becky Hammon became the 2nd fastest coach in WNBA history to reach 50 wins when the Aces upended the Atlanta Dream, 98-81, on August 2. It was Hammon's 62nd game as a head coach in the league. Michael Cooper tops the list with 50 wins in his 1st 57 games on the sidelines.

Coach	Gm #
Michael Cooper	57
Becky Hammon	62
Van Chancellor	63

## POINT GAWD OR SHOOTING GAWD?

Over her last 54 games, including the 2022 postseason (dating to 7/6/22), the 2022 WNBA Final MVP is averaging 16.3 points and 6.7 assists while connecting on 53.5% from the field, 46.5% from 3-point range, and 90.8% from the free throw line. The Aces are 46-9 over that span.

Only 4 players in WNBA history have averaged more than 16.0 points and 6.0 assists over a full season. None came as close to shooting as well as Gray has over her last 52 games.

	YEAR	PPG	APG	FG%	3G%	FT%
Chelsea Gray	last 54 gms	16.3	6.7	53.5	46.5	90.8
Diana Taurasi	2013	20.3	6.2	45.6	34.6	85.4
Candace Parker	2015	19.4	6.3	48.9	27.9	81.5
Diggins-Smith	2018	17.9	6.2	40.3	29.7	83.9
Sabrina Ionescu	2022	17.4	6.3	41.1	33.3	93.1

## SILENT BUT DEADLY ASSASSIN

Jackie Young may be quiet off the court, but she is a deadly assassin on it. She is connecting on a league-best 48.0 percent of her 3-pointers on the year, and is taking a run at the WNBA mark for highest 3-point field goal percentage (minimum 100 attempts).

Player	Year	Team	3PM	3PA	3P%
Leilani Mitchell	2010	Liberty	72	148	.487
Chelsea Gray	2017	Sparks	53	110	.482
Alysha Clark	2019	Storm	51	106	.481
Jackie Young	2023	Aces	72	152	.474
Briann January	2018	Mercury	47	100	.470

The record for highest 3-point field goal percentage taking at least 150 from distance is 45.3 percent held by Maya Moore, but Young is in great shape to claim that title.

Player	Year	Team	3PM	3PA	3P%
Jackie Young	2023	Aces	72	152	.474
Maya Moore	2013	Lynx	72	159	.453
Sue Bird	2016	Storm	72	162	.444
Allie Quigley	2019	Chicago	80	181	.442
Sabrina Ionescu	2023	New York	101	226	.447
Katie Douglas	2011	Indiana	66	150	.440

Since the start of the 2022 season, Young ranks 1st, Kelsey Plum 2nd and Chelsea Gray 5th in 3-point field goal percentage among players with a minimum of 50 made 3-pointers.

Player	3PM	3PA	3P%
1. Jackie Young	122	264	45.52
2. Kelsey Plum	180	436	40.72
3. Moriah Jefferson	61	148	40.67
4. Lexie Brown	80	198	40.40
5. Chelsea Gray	84	211	39.81

## 50-40-90

In 2019, Washington Mystics guard/forward Elena Delle Donne became the first, and to date only, member of the WNBA's 50-40-90 club by finishing a season with a field goal percentage of 50% or higher, a 3-point field goal percentage of 40% or higher, and a free throw percentage of 90% or higher while qualifying for league leadership in each category.

Chelsea Gray is looking to join Delle Donne this year, and is connecting on 50.3% of her shots from the field, 45.0% from distance and 91.9% from the charity stripe.

Teammate Kelsey Plum is also making a late run at the club having recently raised her shooting slashline to .489/.387/.915.

## 50-50-80

Jackie Young is trying to start a club of her own and become the first player to finish a season with a field goal percentage (.538) and 3-point field goal percentage (.475) north of 50%, and a free throw percentage of .800 or above (.833).



## GAME NOTES (STATS & RANKINGS THROUGH 8/14)

### 6.90 SHADES OF GRAY

After recording the 2nd and 3rd best passing seasons in franchise history over the past 2 years, Chelsea Gray has her sites set on the top spot.

Player	Year	APG
Chelsea Gray	2023	6.90
Danielle Robinson	2013	6.72
Chelsea Gray	2022	6.06
Chelsea Gray	2021	5.91
Becky Hammon	2011	5.82

Gray did break the franchise record for total assists in a season a year ago and she is on pace to smash that mark again this year.

Player	Year	Assists
1. Chelsea Gray	2022	212
2. Chelsea Gray	2023	207
3. Becky Hammon	2011	192
4. Chelsea Gray	2021	189
5. Kelsey Plum	2022	184

### TRIPLE A

A'ja Wilson established the franchise record for scoring average in a season as a rookie, and she is taking another run at it this year. She could also become the only player in franchise history to average 20 or more points in a season on 3 occasions.

Player	Year	PPG
1. A'ja Wilson	2023	21.20
2. A'ja Wilson	2018	20.67
3. A'ja Wilson	2020	20.45
4. Kelsey Plum	2022	20.17
5. A'ja Wilson	2022	19.53

### BE SURE TO GET ENOUGH POTASSIUM IN YOUR DIET

A'ja Wilson (21.2), Kelsey Plum (19.0) and Jackie Young (18.6) are vying to become the first trio of W teammates to average 18 or more points per game in the same season.

### RAREFIED AIR

Only 11 players in the history of the league have produced 40 or more games with 20+ points and 10+ rebounds. Of those 11, 5 are active and 2 feature on this year's Aces squad—Candace Parker (2nd) and A'ja Wilson (5th).

### WNBA All-Time Games with 20+ points & 10+ rebounds

Player	20P/10R Dub-Dubs	Career Games	% of Games
1. Tina Charles	99	391	25.3
2. Candace Parker	84	410	20.4
3. Sylvia Fowles	82	408	20.1
4. Lisa Leslie	77	363	21.2
5. A'ja Wilson	58	178	32.6
6. Tamika Catchings	56	457	12.3

### HEIR B&B (BOARDS & BLOCKS)

A'ja Wilson, who recently secured her 1,500th career rebound, is 2nd in the league in rebounding (9.6 rpg) this year and leads the W in blocked shots (2.17 bpg).

Should she lead the league in both categories, she would become just the 3rd player in WNBA history to do so (Lisa Leslie, 2004 and Candace Parker, 2009).

Only one other player in franchise history has led the WNBA in rebounding (Natalie Williams, 2000).

Only 2 players in WNBA history have led the league in blocked shots 3 or more times (Margo Dydek, 8; Brittney Griner, 8). Should Wilson lead the league in 2023, it would be the 3rd time she has done so.

### BLOCK PARTY

A'ja Wilson, who is No. 23 on the league's all-time career blocked shot list, and 5th for average blocked shots, has blocked more shots than anyone else since entering the league in 2018.

### Top 5 WNBA Shot Blockers Since 2018

Name	Blocks
1. A'ja Wilson	319
2. Brittney Griner	270
3. Elizabeth Williams	251

### (RE)BOUNDING ALONG

In the Aces game against the Mystics on Aug. 11, A'ja Wilson grabbed 12 boards and leapfrogged Margo Dydek to claim the No. 2 spot for rebounders in franchise history.

Player	Rebounds
1. Sophia Young-Malcolm	1,807
3. A'ja Wilson	1,545
3. Margo Dydek	1,530

### GONE STREAKING

The Aces had an 11-game winning streak stopped earlier this season, one game shy of tying the franchise record of 12 straight Ws set by the Silver Stars from June 24-Aug. 12, 2012.

Las Vegas went right back to its winning ways following its first loss of the season, winning 9-straight contests before a July 7 loss at Dallas, marking the third-longest winning streak in franchise history. This year's team, after losing to New York on Aug. 6, now has 3 of the top 4 winning streaks in franchise history.

Team	Wins	Dates
Silver Stars	12	June 24, 2021-Aug. 21, 2012
Aces	11	Aug. 7, 2022-June 6, 2023
Aces	9	June 11, 2023-July 5, 2023
Aces	8	July 9, 2023-August 1, 2023
Starzz	8	July 24, 2001-August 7, 2001





## ALL RIGHT NOW

A'ja Wilson has made a living at the free throw line, leading the league in attempts in each of her first 3 seasons in the league, while finishing 2nd in 2021 and 3rd in 2022. She currently is ranked No. 1 this year.

	2018	2019	2020	2021	2022	2023
FTA/G	7.5	5.5	6.8	6.2	5.2	7.1
Rank	1st	1st	1st	2nd	3rd	1st

Since the start of the 2018 season, Wilson has taken more than 300 more free throws than her nearest competitor.

### Player FTAs

A'ja Wilson	1137
Breanna Stewart	821
DeWanna Bonner	806

## A'JA WILSON, FUTURE ACES GM?

A'ja Wilson broke the franchise record for most double-doubles in a career in the final game of the 2022 season, passing current Aces GM Natalie Williams.

### Player 2B-2B

A'ja Wilson	72
Natalie Williams	53
Margo Dydek	41

Since being drafted, Wilson has secured the most double-doubles in the league from 2018-2023.

### Player 2B-2B Since 2018

1. A'ja Wilson	72
2. Sylvia Fowles	66
3. Jonquel Jones	56
4. Alyssa Thomas	52

## TIPPING BACK 40S

In scoring 40 points against the Lynx on July 9, Kelsey Plum not only upped the franchise scoring standard, since tied by A'ja Wilson, but she also set the bar for all-time WNBA single-game shooting percentage when scoring 40 or more points, eclipsing the 77.27% shot by Liz Cambage when she set the WNBA single-game scoring mark of 53 points.

### Top 5 WNBA All-Time Single-Game Field Goal Percentages, 40+ Points

Player	FGs	FG%	PTS	Date	OPP
Kelsey Plum	14-18	77.78	40	7/9/23	Lynx
Liz Cambage	17-22	77.27	53	7/17/18	Liberty
Breanna Stewart	15-21	71.43	45	5/21/23	Fever
Liz Cambage	14-20	70.00	43	8/17/18	Aces
Rhyne Howard	14-20	70.00	43	7/2/23	Sparks

### Top 5 Franchise Single-Game Scoring Leaders

Player	PTS	Date	OPP
A'ja Wilson	40	8/11/23	Mystics
Kelsey Plum	40	7/9/23	Lynx
Danielle Adams	39	9/15/13	Dream
A'ja Wilson	39	6/29/19	Fever
Becky Hammon	38	6/30/09	Monarchs
Kayla McBride	38	7/27/18	Wings

## TYING A LLEGEND

A'ja Wilson scored 35 points against Minnesota on July 22 and her 82.4% (14-17 FGs) shooting from the field tied the mark for highest single-game field goal percentage for a W player attempting at least 17 field goals (Lisa Leslie, Aug. 1, 2002, 14-17 FGs).

## ACES THEME NIGHTS

Throughout the season the Las Vegas Aces are celebrating fans of all ages and backgrounds in a variety of ways.

On May 27 members of the 2022 WNBA Championship team received their rings and the championship banner was unfurled from the roof. The next day the first 7,500 fans were given a replica banner to commemorate the Aces first WNBA title.

But that was just the beginning.

June 11 was Kids Day, on June 15 the Aces celebrated Pride Month, June 26 was Bobblehead Night, featuring giveaways of limited-edition 2022 WNBA Finals MVP Chelsea Gray bobbleheads, July 5 honored members of the military, first responders and all local heroes on Heroes of the House Night and July 11 was Sneakerhead Night.

**Breast Health Awareness Night** was Aug. 1 and featured special moments throughout the game that paid tribute to survivors and honor lives lost. The Aces helped raise funds benefitting the Kay Yow Cancer Fund via the "Shooting for a Cure" PledgIt Campaign, while simultaneously raising awareness around Triple Negative Breast Cancer and its disproportionate effects on Black women.

## Aug. 19 vs. Los Angeles: Alumni Night

It's time to celebrate and honor the history of the Aces as we honor alumni. The franchise will be bringing back approximately 65 former players who played for the Utah Starzz (1997-2002), the San Antonio Stars (2003-2017) and Las Vegas Aces (2018-current). These players have shattered expectations on and off the court. They have stood at the forefront of advancement, inclusion and social change, and following the game fans will have the opportunity to attend an autograph session with franchise alumni.

## Sept. 10 vs. Phoenix: Fan Appreciation Day

The Aces will celebrate and show appreciation to their loyal and dedicated fanbase! All fans in attendance will receive an exclusive team poster, and the Aces will thank the fans with in-game giveaways, contests and 40% off at in-arena retail locations.



Las Vegas Aces President Nikki Fargas announced on December 31, 2021 that the team hired San Antonio Spurs assistant, and 6-time WNBA All-Star Becky Hammon as the team's head coach. Hammon rewarded the Aces less than nine months later with the franchise's first WNBA Championship.

The seeds for Hammon's hiring were originally sewn when the Aces retired her jersey on September 13, 2021. That ceremony served as the culmination of the franchise's 25th anniversary alumni initiative, which saw the Aces embrace their Utah and San Antonio roots, and celebrate the players who helped build the franchise and the league from the ground up. Las Vegas owner Mark Davis spent time with Hammon and her family that week, and walked away understandably impressed.

Hammon played 16 seasons in the WNBA, including her final eight in San Antonio, where she led the franchise to its first finals appearance in 2008.

On August 5, 2014, Spurs head coach Gregg Popovich hired Hammon as a full-time assistant making her the first woman in NBA history to hold that position.

Since that time, Hammon has continued to accumulate coaching 'firsts' in the NBA. On July 3, 2015, she became the first woman to serve as head coach in the NBA's Summer League where she led the Spurs to the league title.

Less than a year later, Hammon became the first woman to be part of an All-Star coaching staff, and on December 30, 2020, following Popovich's ejection in San Antonio's game against Los Angeles, Hammon took over on the bench, becoming the first woman acting head coach in the history of the NBA.

A member of the league's 15th, 20th and 25th anniversary teams, Hammon went undrafted in 1999 following her All-American career at Colorado State. She signed with New York as a free agent that same year, helping the team to WNBA Finals appearances in three of her first four years in the Big Apple.

The Rapid City, SD native earned her first All-Star nod in 2003, and represented New York on the Eastern Conference squad in 2005 and 2006 as well.



Following the 2006 season, New York traded Hammon to San Antonio. In her first year in silver and black, she posted what were then career highs in scoring (18.8 ppg), and assists (5.0) while earning another trip to the WNBA All-Star Game. As a team, the Silver Stars made their first appearance in the postseason since 2002, falling to Phoenix in the Western Conference Finals.

In 2008, Hammon led San Antonio to its first trip to the WNBA Finals where they fell to Detroit. The Silver Stars made the playoffs in each of her seven full seasons with the team, and Hammon once again was named to the All-Star team in 2009 and 2011.

She retired as the franchise leader in assists per game (5.1) and scoring average (15.6), and the WNBA leader in career free throw percentage (89.7).

Hammon, who will be inducted into the Naismith Memorial Hall of Fame this year, was inducted into the Colorado Sports Hall of Fame in 2015 and the San Antonio Sports Hall of Fame in 2018.

# HEAD COACH BECKY HAMMON



<b>Colorado State (1995-99)</b>		<b>WNBA (1999-2014)</b>	
All-American	1997, 1998, 1999	New York Liberty	1999-2006
NCAA Sweet Sixteen	1999	San Antonio Stars	2007-14
NCAA Second Round	1996, 1998		
WAC Mountain Division Player of the Year	1997-98, 1998-99	All-Star	2003, 2005-07, 2009, 2011
WAC Pacific Division Player of the Year	1996-97	All-WNBA First Team	2007, 2009
WAC Tournament MVP	1996	All-WNBA Second Team	2005, 2008
WAC Freshman of the Year	1995-96	WNBA Assists Leader	2007
WAC All-Time Leading Scorer	2,740 points, 1995-99	WNBA 15th Anniversary Team	2011
WAC Single-Season Scoring Leader	824 points, 1998-99	WNBA 20th Anniversary Team	2016
WAC Single-Season Made 3-Pointers Leader	114, 1998-99	WNBA 25th Anniversary Team	2021
No. 25 Retired by Colorado State	January 22, 2005	WNBA Finals	1999, 2000, 2002, 2008
<b>Coaching Career (2014-present)</b>		No. 25 Retired by San Antonio	June 25, 2016
San Antonio Spurs Assistant (NBA)	2014-22	No. 25 Retired by Las Vegas	September 13, 2021
Las Vegas Aces (WNBA)	2022-present		
<b>WNBA Champion</b>		<b>Halls of Fame</b>	
Coach of the Year	2022	Naismith Memorial Basketball Hall of Fame	2023
Coach of the Month	June 2023, May 2022	San Antonio Sports Hall of Fame	2018
Commissioner's Cup Champion	2022	Colorado Sports Hall of Fame	2015

## WNBA HEAD COACH RECORD

TEAM	YEAR	REG W-L	PCT	WNBA FIN	POST W-L	PCT	NOTES
Las Vegas Aces	2022	26-10	.722	1st	8-2	.800	WNBA Champion, Commissioner's Cup Champion
Las Vegas Aces	2023	27- 3	.900				
<b>Totals</b>	<b>2 Years</b>	<b>53-13</b>	<b>.803</b>				

## NBA ASSISTANT COACH RECORD

TEAM	YEAR	REG W-L	PCT	CON FIN	POST W-L	PCT	NOTES
San Antonio Spurs	2014-15	55-27	.671	6th	3-4	.429	Western Conference First Round
San Antonio Spurs	2015-16	67-15	.817	2nd	6-4	.600	Western Conference Semifinals
San Antonio Spurs	2016-17	61-21	.744	2nd	8-8	.500	Western Conference Finals
San Antonio Spurs	2017-18	47-35	.573	7th	1-4	.250	Western Conference First Round
San Antonio Spurs	2018-19	48-34	.585	7th	3-4	.429	Western Conference First Round
San Antonio Spurs	2019-20	32-39	.451	11th	-	.-	-
San Antonio Spurs	2020-21	33-39	.458	10th	-	.-	-
San Antonio Spurs	2021-22	34-48	.415	10th	-	.-	-
<b>Totals</b>	<b>8 Years</b>	<b>377-258</b>	<b>.594</b>		<b>21-24</b>	<b>.467</b>	

## WNBA STATISTICS

Year	Tm	G	GS	MP	FG	FGA	FG%	3P	3PA	3P%	2P	2PA	2P%	eFG%	FT	FTA	FT%	OR	DR	REB	RPG	A	S	B	TO	PF	PTS	PPG
1999	NYL	30	0	202	27	64	.422	11	38	.289	16	26	.615	.508	15	17	.882	2	17	19	0.6	17	6	0	24	27	80	2.7
2000	NYL	32	16	835	119	252	.472	52	141	.369	67	111	.604	.575	61	69	.884	19	45	64	2.0	58	29	1	62	55	351	11.0
2001	NYL	32	0	619	90	197	.457	42	111	.378	48	86	.558	.563	40	51	.784	10	42	52	1.6	51	27	1	48	46	262	8.2
2002	NYL	32	1	659	87	197	.442	44	114	.386	43	83	.518	.553	38	56	.679	18	50	68	2.1	54	25	0	55	49	256	8.0
2003	NYL	11	2	257	50	87	.575	23	49	.469	27	38	.711	.707	39	41	.951	1	20	21	1.9	18	10	1	27	13	162	14.7
2004	NYL	34	34	1130	153	354	.432	57	170	.335	96	184	.522	.513	97	116	.836	17	101	118	3.5	150	58	2	118	73	460	13.5
2005	NYL	34	34	1165	145	336	.432	65	178	.365	80	158	.506	.528	118	131	.901	20	94	114	3.4	146	60	2	107	77	473	13.9
2006	NYL	22	20	674	107	252	.425	37	108	.343	70	144	.486	.498	72	75	.960	6	60	66	3.0	81	29	3	65	46	323	14.7
2007	SAS	28	27	934	179	402	.445	74	183	.404	105	219	.479	.537	95	102	.931	8	69	77	2.8	140	23	5	114	51	527	18.8
2008	SAS	33	33	1101	171	438	.390	77	220	.350	94	218	.431	.478	163	174	.937	13	78	91	2.8	161	43	7	104	60	582	17.6
2009	SAS	31	31	1049	200	447	.447	76	206	.369	124	241	.515	.532	128	142	.901	25	78	103	3.3	156	49	12	111	54	604	19.5
2010	SAS	32	32	1075	159	360	.442	69	177	.390	90	183	.492	.538	97	101	.960	16	77	93	2.9	172	36	8	108	61	484	15.1
2011	SAS	33	33	1050	176	400	.440	75	193	.389	101	207	.488	.534	99	111	.892	5	91	96	2.9	192	49	7	119	51	526	15.9
2012	SAS	33	33	998	160	363	.441	80	184	.435	80	179	.447	.551	85	97	.876	9	74	83	2.5	176	31	6	106	37	485	14.7
2013	SAS	1	1	12	1	3	.333	0	1	.000	1	2	.500	.333	0	0		0	1	1	1.0	1	0	0	3	0	2	2.0
2014	SAS	32	32	784	91	218	.417	47	118	.398	44	100	.440	.525	35	35	1.000	3	42	45	1.4	135	13	4	53	37	264	8.3
<b>Career</b>		<b>450</b>	<b>329</b>	<b>12544</b>	<b>1915</b>	<b>4370</b>	<b>.438</b>	<b>829</b>	<b>2191</b>	<b>.378</b>	<b>1086</b>	<b>2179</b>	<b>.498</b>	<b>.533</b>	<b>1182</b>	<b>1318</b>	<b>.897</b>	<b>172</b>	<b>939</b>	<b>1111</b>	<b>2.5</b>	<b>1708</b>	<b>488</b>	<b>59</b>	<b>1224</b>	<b>737</b>	<b>5841</b>	<b>13.0</b>



# KIERSTAN BELL

#1

Guard

6-1

Florida Gulf Coast '22

2nd Year

**WNBA Career Highlights**

- 2022 WNBA Champion

**2023 (Las Vegas)**

- Tied her career-high 12 points on June 15

**2022 (Las Vegas)**

- Won WNBA Championship ... Scored 10 or more points on 1 occasion, a career-high 12 vs. Los Angeles on May 23 ... In the playoffs, scored 10 or more points on 1 occasion, including a career-playoff high 11 vs. Phoenix on August 20

**Collegiate Honors & Notes (Florida Gulf Coast/ Ohio State)**

- Named ASUN Player of the Year as a sophomore ... Became the first player in program history to record a 20-20 game (24 pts, 20 rebs) in FGCU debut vs Davidson on November 30, 2020 ... 2021, 2022 All-American honorable mention (2021, 2022) by the AP, USBWA and WBCA ... 2-time Becky Hammon Mid-Major Player of the Year

**High School Career**

- 3-time Ohio Ms. Basketball ... Ohio Gatorade Player of the Year

**Personal**

- Finished as the 4th-leading prep scorer in the history of Ohio (2,833 pts) ... Daughter of Perry Bell and Amanda Hubbs ... Has one sibling, Sa'renity

**Go to Kierstan Bell's complete bio online**

- Online bio includes items such as expanded WNBA statistics, more notes, college and international statistics, and more!

**Record Without**

Year	Games Missed	Record With	Record Without
2022	15	18-3	8-7
2023	3	25-2	2-1
Totals	18	43-5	10-8

**Season Highs**

	PTS	REBS	ASTS	STLS	BLKS	MIN	FG	FGA	3G	3GA	FT	FTA
2022	12	5	2	1	1	15:48	4	6	2	4	2	2
2023	15	5	2	2	2	19:24	5	9	3	6	2	2

**WNBA Rankings**

	PPG	RPG	APG	SPG	BPG	MPG	FG%	3G%	FT%
2022	---	---	---	---	---	---	---	---	---

**Milestones**

Mark	Opponent	Date	Gm.
1st Pt	Phoenix	May 21, 2022	5

**Upcoming Milestones**

Mark	Category	Current
200	Points	143
100	Rebounds	57
100	Assists	18

	Reb	Asts	Double Doubles	Scoring		
Year	10+	10+	Pt-Reb	Year	10+	20+
2022	0	0	0	2022	1	0
2023	0	0	0	2023	3	0
Totals	0	0	0	Totals	4	0

**Regular Season Highs****2023**

PTS	15	Atlanta	August 1
REBS	5	@ Connecticut	June 8
ASTS	2	@ Dallas	August 8
STLS	2	Minnesota	July 18
BLKS	2	Los Angeles	May 27
MIN	19:24	@ Dallas	August 8

**CAREER**

PTS	15	Atlanta	Aug. 1, 2023
REBS	5	2x, last @ Conn	June 8, 2023
ASTS	2	2x, last @ Dallas	Aug. 8, 2023
STLS	2	Minnesota	July 18, 2023
BLKS	2	Los Angeles	May 27, 2023
MIN	19:24	@ Dallas	Aug 8, 2023

**Career Regular Season Statistics**

YEAR	TM	G	GS	MP	FG	FGA	FG%	3P	3PA	3P%	2P	2PA	2P%	eFG%	FT	FTA	FT%	OR	DR	REB	RPG	A	S	B	TO	Pf	PTS	PPG
2022	LVA	21	1	121	10	33	.303	3	22	.136	7	11	.636	.348	4	4	1.000	4	15	19	0.9	7	2	3	5	10	27	1.3
2023	LVA	27	0	319	46	119	.387	19	63	.302	27	56	.482	.466	5	8	.625	6	32	38	1.4	11	13	4	9	33	116	4.3
Career		48	1	440	56	152	.368	22	85	.259	34	67	.507	.441	9	12	.750	10	47	57	1.2	18	15	7	14	43	143	3.0





ALAINA COATES

#81

Center

6-4

South Carolia '17

5th Year

- 2023 (Las Vegas)
  - Signed an emergency hardship contract with the Aces on Aug. 2; signed a second one on Aug. 9.
- 2023 (Phoenix)
  -
- 2022 (Indiana)
  -
- 2020 (Washington)
  -
- 2019 (Atlanta)
  -
- 2019 (Minnesota)
  -
- 2018 (Chicago)
  -
- Collegiate Honors & Notes (South Carolina)
  - 2017 NCAA Champion ...

	PTS	REBS	ASTS	STLS	BLKS	MIN	FG	FGA	3G	3GA	FT	FTA
2018	10	10	3	1	2	29:41	5	7	0	0	3	5
2019	10	10	1	1	3	21:06	4	6	0	0	3	4
2020	11	9	3	3	2	22:21	4	5	0	0	5	7
2022	6	5	1	1	2	14:45	2	2	0	0	4	4
2023	3	3	0	1	0	7:09	1	2	0	0	1	2

Milestones				Upcoming Milestones			
Mark	Opponent	Date	Gm.	Mark	Category	Current	
# 1st Pt	at Indiana	May 19, 2018	1	300	Points	256	
				300	Rebounds	238	

Reb				Asts				Double Doubles				Scoring			
Year	10+	20+	Pt-Reb	Year	10+	20+	Pt-Reb	Year	10+	20+	Pt-Reb	Year	10+	20+	Pt-Reb
2018	2	0	0	2018	2	0	0	2018	2	0	0	2018	2	0	0
2019	1	0	0	2019	1	0	0	2019	1	0	0	2019	1	0	0
2020	0	0	0	2020	1	0	0	2020	1	0	0	2020	1	0	0
2022	0	0	0	2022	0	0	0	2022	0	0	0	2022	0	0	0
2023	0	0	0	2023	0	0	0	2023	0	0	0	2023	0	0	0
Totals	3	0	0	Totals	4	0	0	Totals	4	0	0	Totals	4	0	0

2023				CAREER			
PTS	3	@ Dallas	August 8	PTS	11	Dallas	Aug. 21, 2020
REBS	3	@ New York	August 6	REBS	10	3x, last vs. Las Vegas	Sept. 5, 2019
ASTS	0			ASTS	3	2x, last vs. Phoenix	Aug. 10, 2020
STLS	1	2x, lasts at NY	August 6	STLS	3	New York	Sept. 12, 2020
BLKS	0			BLKS	3	Chicago	Aug. 20, 2019
MINS	7:09	@ New York	August 6	MINS	29:41	@ Indiana	Aug. 19, 2018

Career Regular Season Statistics																												
YEAR	TM	G	GS	MP	FG	FGA	FG%	3P	3PA	3P%	2P	2PA	2P%	eFG%	FT	FTA	FT%	OR	DR	REB	RPG	A	S	B	TO	PF	PTS	PPG
2018	CHI	32	0	364	42	74	.568	0	0	----	42	74	.568	.568	25	40	.625	39	63	102	3.2	13	6	7	17	58	109	3.4
2019	MIN	14	0	92	15	31	.484	0	0	----	15	31	.484	.484	5	8	.625	13	20	33	2.4	1	3	5	5	17	35	2.5
2019	ATL	9	0	75	9	14	.643	0	0	----	9	14	.643	.643	7	13	.538	8	19	27	3.0	1	2	6	4	20	25	2.8
2019	TOT	23	0	167	24	45	.533	0	0	----	24	45	.533	.533	12	21	.571	21	39	60	2.6	2	5	11	9	37	60	2.6
2020	WAS	20	0	197	18	34	.529	0	0	----	18	34	.529	.529	14	26	.538	20	35	55	2.8	9	7	4	12	33	50	2.5
2022	IND	8	0	75	7	11	.636	0	0	----	7	11	.636	.636	14	15	.933	6	10	16	2.0	2	2	3	5	18	28	3.5
2023	PHO	2	0	5	1	1	1.000	0	0	----	1	1	1.000	1.000	0	0	----	0	0	0	0.0	0	1	0	0	1	2	1.0
2023	LVA	4	0	17	3	4	.750	0	0	----	3	4	.750	.750	1	2	.500	1	4	5	1.3	0	1	0	6	6	7	1.5
2023	TOT	6	0	22	4	5	.800	0	0	----	4	5	.800	.800	1	2	.500	1	4	5	0.8	0	2	0	6	7	9	1.8
Career		89	0	825	95	169	.562	0	0	----	95	169	.562	.562	66	104	.635	87	151	238	2.7	26	22	25	49	153	256	2.9



## ALYSHA CLARK

# #7

**Forward**

**5-11**

**Middle Tennessee '10**

**9th Year**

### WNBA Career Highlights

- 2018, 2020 WNBA Champion
- 2020 WNBA All-Defensive First Team
- 2019 WNBA All-Defensive Second Team

### 2023 (Las Vegas)

- ...

### 2022 (Washington)

- Finished 1st in the WNBA in 2-point field goal percentage (.629) ... Scored in double figures on 9 occasions, including a season-high 20 points at Las Vegas on June 25

### 2021 (Washington)

- Did Not Play

### 2020 (Seattle)

- Led the WNBA in Offensive Efficiency Rating (132.6), which, heading into the 2023 season, is the 3rd highest in league history per Basketball Reference ... Led WNBA in 3-point field goal percentage with what was, at the time, the 5th highest percentage in league history ... Finished 3rd in the WNBA in 2-point field goal percentage (.588), 1st in true shooting percentage (.693) and 2nd in effective field goal percentage (.677)

### 2019 (Seattle)

- Finished 8th in the WNBA in true shooting percentage (.602) and 4th in effective field goal percentage (.589)

### 2018 (Seattle) ...

### 2017 (Seattle)

- Finished 3rd in the WNBA in 2-point field goal percentage (.622), and 8th in effective field goal percentage (.579)

### 2016 (Seattle)

- Finished 10th in 2-point field goal percentage, 10th in true shooting percentage (.609) and 9th in effective field goal percentage (.567)

### 2015 (Seattle)

- Led the WNBA in 2-point field goal percentage (.689), true shooting percentage (.646) and effective field goal percentage (.620)

**2014 (Seattle) ...**

**2013 (Seattle) ...**

**2012 (Seattle) ...**

### Collegiate Honors & Notes (Middle Tennessee St./Belmont)

- Two-time Sun Belt Player of the Year (2008-09, 2009-10) ... Two-time Sun Belt Tournament Most Outstanding Player (2008-09, 2009-10) ... Two-time leading scorer in the nation (2008-09, 2009-10) ... As a senior, named to the USBWA All-America and Lowe's Senior First Teams, AP and Full Court Press Second Teams, to the NetScouts Basketball and Basketball Times Third Teams, and to the State Farm/WBCA Honorable Mention Team

### Personal

- Has seven siblings—William, LaTonya, Kenneth Jr., Tisha, Corey, Ajia and Arlisha ... Born in Denver, went to high school in Mount Juliet, Tennessee.

### Go to Alysha Clark's complete bio online

- Online bio includes items such as expanded WNBA statistics, more notes, college and international statistics, and more!

### Record Without

Year	Games Missed	Record With	Record Without
2012	11	12-11	4- 7
2013	1	16-17	1- 0
2014	0	12-22	0- 0
2015	1	10-23	0- 1
2016	1	16-17	0- 1
2017	1	14-19	1- 0
2018	4	23- 7	3- 1
2019	3	17-14	1- 2
2020	0	18- 4	0- 0
2021	32	0- 0	12-20
2022	7	18-11	4- 3
2023	1	26- 3	1- 0
<b>Totals</b>	<b>62</b>	<b>182-147</b>	<b>27-35</b>

### Season Highs

	PTS	REBS	ASTS	STLS	BLKS	MIN	FG	FGA	3G	3GA	FT	FTA
2012	9	8	1	1	1	26:00	4	7	2	3	3	4
2013	11	6	2	2	1	25:00	4	9	3	5	3	5
2014	8	6	2	2	4	27:00	4	8	2	4	4	4
2015	14	9	3	3	1	32:47	5	9	3	5	4	5
2016	23	8	7	3	1	35:22	7	13	3	7	7	8
2017	22	10	5	2	1	36:19	9	13	3	5	4	4
2018	17	8	4	5	1	38:17	6	9	3	6	8	8
2019	21	10	6	3	4	35:59	7	14	4	7	5	6
2020	16	8	6	4	2	36:31	7	12	4	6	4	5
2022	20	9	5	4	1	40:50	8	11	4	7	4	4
2023	12	8	4	2	1	35:08	4	8	4	7	3	4

# PLAYER PROFILES



## WNBA Rankings

	PPG	RPG	APG	SPG	BPG	MPG	FG%	3G%	FT%
2012	---	---	---	---	---	---	---	---	---
2013	---	---	---	---	---	---	---	---	---
2014	---	---	---	---	---	---	---	---	---
2015	---	---	---	---	---	---	5th	---	---
2016	---	---	---	---	---	---	16th	9th	---
2017	---	---	---	---	---	---	7th	---	---
2018	---	---	---	---	---	---	---	---	---
2019	---	---	---	---	---	---	18th	1st	---
2020	---	---	---	13th	---	23rd	4th	1st	---
2022	---	---	---	---	---	---	---	---	---

## Milestones

Mark	Opponent	Date	Gm. #
1st Pt	Tulsa	June 1, 2012	1
1,000th Pt	@ Dallas	July 1, 2017	171
2,000th Pt	@ Seattle	June 23, 2022	286
1,000th Reb	@ Connecticut	July 3, 2022	289

## Upcoming Milestones

Mark	Category	Current
2,500	Points	2,321
1,500	Rebounds	1,152
500	Assists	481
300	Steals	247

Year	Reb	Asts	Double Doubles		Scoring		
	10+	10+	Pt/Reb	Pt/Ast	Year	10+	20+
2012	0	0	0	0	2012	0	0
2013	0	0	0	0	2013	2	0
2014	0	0	0	0	2014	0	0
2015	0	0	0	0	2015	9	0
2016	0	0	0	0	2016	14	2
2017	1	0	0	0	2017	12	2
2018	0	0	0	0	2018	9	0
2019	1	0	0	0	2019	16	1
2020	0	0	0	0	2020	13	0
2022	0	0	0	0	2022	9	1
2023	0	0	0	0	2023	8	0
Totals	2	0	0	0	Totals	92	6

## Regular Season Highs

### 2023

PTS	12	Dallas	July 30
REBS	8	@ Los Angeles	July 12
ASTS	4	@ Phoenix	June 21
STLS	2	4x, last @ Seattle	July 20
BLKS	1	4x, last @ Dallas	Aug. 8
MINs	35:08	Dallas	July 5

### CAREER

PTS	23	New York	June 5, 2016
REBS	10	2x, last vs Los Angeles	June 21, 2019
ASTS	7	@ Atlanta	Sept. 4, 2016
STLS	5	@ Los Angeles	June 7, 2018
BLKS	4	2x, last @ Chicago	June 9, 2019
MINs	41	@ Las Vegas	June 25, 2022

## Career Regular Season Statistics

Year	Tm	G	GS	MP	FG	FGA	FG%	3P	3PA	3P%	2P	2PA	2P%	eFG%	FT	FTA	FT%	OR	DR	REB	RPG	A	S	B	TO	PF	PTS	PPG
2012	SEA	23	0	238	29	53	.547	9	20	.450	20	33	.606	.632	12	17	.706	13	34	47	2.0	7	5	1	19	27	79	3.4
2013	SEA	33	0	505	48	106	.453	16	41	.390	32	65	.492	.528	19	25	.760	32	50	82	2.5	12	14	5	35	50	131	4.0
2014	SEA	34	22	561	56	125	.448	14	57	.246	42	68	.618	.504	16	23	.696	26	47	73	2.1	20	16	10	24	64	142	4.2
2015	SEA	33	31	763	86	158	.544	24	68	.353	62	90	.689	.620	31	40	.775	13	108	121	3.7	39	23	6	36	79	227	6.9
2016	SEA	33	32	911	105	217	.484	36	93	.387	69	124	.556	.567	50	59	.847	40	81	121	3.7	64	24	2	44	87	296	9.0
2017	SEA	33	33	934	106	202	.525	22	67	.328	84	135	.622	.579	38	51	.745	33	105	138	4.2	54	24	4	33	80	272	8.2
2018	SEA	31	30	813	83	173	.480	29	74	.392	54	99	.545	.564	33	39	.846	31	77	108	3.5	58	31	4	36	70	228	7.4
2019	SEA	31	30	881	114	237	.481	51	106	.481	63	131	.481	.589	18	22	.818	37	108	145	4.7	79	33	17	48	60	297	9.6
2020	SEA	22	22	633	82	147	.558	35	67	.522	47	80	.588	.677	20	25	.800	19	74	93	4.2	59	33	11	19	38	219	10.0
2022	WAS	29	29	766	91	196	.464	30	99	.303	61	97	.629	.541	21	23	.913	23	108	131	4.5	59	27	8	38	55	233	8.0
2023	LVA	29	1	641	71	144	.493	38	88	.432	33	56	.589	.625	17	21	.810	17	76	93	3.2	30	17	4	20	63	197	6.8
Career		331	230	7646	871	1758	.495	304	780	.390	567	978	.580	.582	275	345	.797	284	868	1152	3.5	481	247	72	352	673	2321	7.0



# SYDNEY COLSON

#51

**Guard****5-11****Texas A&M '11****9th Year****2023 (Las Vegas)**

• ...

**2022 (Las Vegas)**

- Her 5 assists at PHO on May 6 were her most since she dished out 6 vs ATL on August 16, 2020

**2020 (Chicago) ...****2019 (Las Vegas)**

- Forced the pass in the 2nd round of the WNBA Playoffs which led to the 'Hamby Heave' and a trip to the WNBA Semifinals for the Aces

**2018 (Minnesota) ...****2017 (San Antonio) ...****2016 (San Antonio) ...****2015 (San Antonio) ...****2011 (New York) ...**

- Collegiate Honors & Notes (Texas A&M) Finished her career ranked 5th all-time at A&M in assists and

4th in steals ... Posted 3 straight 100-assist seasons ... Led Aggies to a National Championship, and was named All-Big 12 Honorable Mention as a senior

**Personal**

- Majored in sociology at Texas A&M ... Would like to pursue a television career as a sports commentator after WNBA career ... Takes acting classes, and has spent time as a stand up comic ([watch her recent set from Brad Garrett's Comedy Club at MGM Grand](#))

**Go to Sydney Colson's complete bio online**

- Online bio includes items such as expanded WNBA statistics, more notes, college and international statistics, and more!

**Record Without**

Year	Games Missed	Record With	Record Without
2011	18	10- 6	9-9
2015	0	8-26	0-0
2016	0	7-27	0-0
2017	6	7-21	1-5
2018	32	0- 2	18-14
2019	1	20-13	1-0
2020	5	8- 9	4-1
2022	18	15- 2	11-7
2023	10	18- 2	9-1
<b>Totals</b>	<b>90</b>	<b>93-109</b>	<b>53-37</b>

**Season Highs**

	PTS	REBS	ASTS	STLS	BLKS	MIN	FG	FGA	3G	3GA	FT	FTA
2011	6	1	2	2	1	16:00	2	3	2	3	5	6
2015	9	4	8	4	2	30:06	4	9	1	3	4	6
2016	12	4	6	4	1	24:47	5	9	2	4	6	6
2017	11	3	7	2	1	26:49	5	11	1	2	4	6
2018	4	2	2	0	1	11:00	2	4	0	2	1	2
2019	17	3	5	4	2	22:13	4	7	2	3	8	11
2020	6	2	6	3	0	15:52	3	7	1	3	2	2
2022	5	2	5	1	0	15:36	2	7	1	3	2	2
2023	5	2	3	1	1	10:00	2	2	1	1	2	2





WNBA Rankings

	PPG	RPG	APG	SPG	BPG	MPG	FG%	3G%	FT%
2011	---	---	---	---	---	---	---	---	---
2015	---	---	15th	---	---	---	---	---	---
2016	---	---	---	23rd	---	---	---	---	---
2017	---	---	---	---	---	---	---	---	---
2018	---	---	---	---	---	---	---	---	---
2019	---	---	---	---	---	---	---	---	---
2020	---	---	---	---	---	---	---	---	---
2022	---	---	---	---	---	---	---	---	---

Milestones

Mark	Opponent	Date	Gm. #
1st Pt	Atlanta	June 14, 2011	1

Upcoming Milestones

Mark	Category	Current
1,000	Points	587
200	Rebounds	162
400	Assists	361

Reb				Asts				Double Doubles				Scoring			
Year	10+	0		10+	0			Pt-Reb	0			Year	10+	0	20+
2011	0	0		0	0			0	0			2011	0	0	0
2015	0	0		0	0			0	0			2015	0	0	0
2016	0	0		0	0			0	0			2016	2	0	0
2017	0	0		0	0			0	0			2017	1	0	0
2018	0	0		0	0			0	0			2018	0	0	0
2019	0	0		0	0			0	0			2019	2	0	0
2020	0	0		0	0			0	0			2020	0	0	0
2022	0	0		0	0			0	0			2022	0	0	0
2023	0	0		0	0			0	0			2023	0	0	0
Totals	0	0		0	0			0	0			Totals	5	0	0

Regular Season Highs

2023

PTS	5	@	Minnesota	July 9
REBS	2		2x, last vs. LA	May 27
ASTS	3		2x, last vs. New York	June 29
STLS	1		3x, last vs. Atlanta	August 1
BLKS	1		Los Angeles	May 27
MINS	10:00		Los Angeles	May 27

CAREER

PTS	17	@	Washington	July 13, 2019
REBS	4		5 x	
ASTS	8	@	Phoenix	June 30, 2015
STLS	4		3x	
BLKS	2		3x	
MINS	30	@	Tulsa	Sept. 8, 2015

Career Regular Season Statistics

Year	Tm	G	GS	MP	FG	FGA	FG%	3P	3PA	3P%	2P	2PA	2P%	eFG%	FT	FTA	FT%	OR	DR	REB	RPG	A	S	B	TO	PF	PTS	PPG
2011	NYL	16	0	86	7	20	.350	3	7	.429	4	13	.308	.425	5	6	.833	0	6	6	0.4	10	4	2	17	9	22	1.4
2015	SAS	34	5	541	44	107	.411	7	22	.318	37	85	.435	.444	24	35	.686	10	29	39	1.1	95	28	10	42	61	119	3.5
2016	SAS	34	0	573	59	137	.431	5	26	.192	54	111	.486	.449	49	59	.831	14	41	55	1.6	87	38	1	51	62	172	5.1
2017	SAS	28	4	326	29	88	.330	2	10	.200	27	78	.346	.341	22	32	.688	3	12	15	0.5	55	14	2	27	36	82	2.9
2018	MIN	2	0	17	3	7	.429	0	2	.000	3	5	.600	.429	1	2	.500	1	1	2	1.0	4	0	1	4	2	7	3.5
2019	LVA	33	0	379	37	84	.440	9	20	.450	28	64	.438	.494	27	33	.818	2	21	23	0.7	59	31	4	28	40	110	3.3
2020	CHI	17	0	110	9	21	.429	3	9	.333	6	12	.500	.500	7	8	.875	1	6	7	0.4	14	6	0	14	13	28	1.6
2022	LVA	18	0	123	10	32	.313	3	11	.273	7	21	.333	.359	5	5	1.000	3	5	8	0.4	18	2	0	7	14	28	1.6
2023	LVA	20	0	82	6	12	.500	2	5	.400	4	7	.571	.583	3	4	.750	1	6	7	0.4	19	4	1	3	15	17	0.9
Career		202	9	2237	205	509	.403	34	112	.304	171	397	.431	.436	143	184	.777	35	127	162	0.8	361	127	21	193	252	587	2.9



## CAYLA GEORGE

## #13

**Center/Forward 6-5 Australia**

**4th Year**

### 2023 (Las Vegas)

- ...

### 2018 (Dallas)

- Scored a season-high 12 points at Los Angeles on July 12

### 2017 (Phoenix)

- Set a WNBA record, and career-high for most defensive rebounds by a bench player with 14 on July 28 at Chicago which was also the most defensive rebounds ever by a Mercury player in a regulation game ... Ranked 9th in the WNBA in defensive rebound percentage ... Scored a career-high tying 14 points at Chicago on July 28

### 2015 (Phoenix)

- Finished 6th among rookies in field goal percentage, and 8th in rebounding ... Scored a career-high 14 points at Tulsa on September 13

### International (Australia)

- 2018 FIBA World Cup silver medalist (AUS 5x5)
- 2014 & 2022 FIBA World Cup bronze medalist (AUS 5x5)
- 2016 & 2020 Olympian quarterfinalist (AUS 5x5)
- Also competed for Australia in the 2011 (gold) and 2013 (gold) FIBA Oceania Championships, the 2007 FIBA U19 World Cup (fifth place) and the 2007 FIBA U21 World Cup (silver)

### Personal

- Born in Mount Barker, Australia and resides in Cairns, Queensland, Australia ... Has an older sister and half sister ... Married her husband Kailu George on May 8, 2015 in Australia ... Has one daughter, Pearl, whom she and her husband adopted through "Kupai Omasker"

### Go to Cayla George's complete bio online

- Online bio includes items such as expanded WNBA statistics, more notes, college, international and Basketball Australia statistics, and more!

### Record Without

Year	Games Missed	Record With	Record Without
2015	0	20-14	0-0
2017	2	16-16	2-0
2018	11	9-14	6-5
2023	7	21- 2	6-1
<b>Totals</b>	<b>20</b>	<b>65-45</b>	<b>14-6</b>



Season Highs

	PTS	REBS	ASTS	STLS	BLKS	MIN	FG	FGA	3G	3GA	FT	FTA
2015	14	12	3	2	3	35:55	6	10	3	7	4	4
2017	14	14	3	3	2	27:01	5	11	2	4	2	3
2018	12	6	3	1	2	19:49	6	8	2	5	6	6
2022	5	2	0	0	0	4:34	2	2	1	1	0	0
2023	11	5	2	3	2	20:56	4	8	3	5	0	1

WNBA Rankings

	PPG	RPG	APG	SPG	BPG	MPG	FG%	3G%	FT%
2015	---	---	---	---	25th	---	---	---	---
2017	---	---	---	---	---	---	---	---	---
2018	---	---	---	---	---	---	---	---	---

Milestones

Mark	Opponent	Date	Gm. #
1st Pt	San Antonio	June 5, 2015	1

Upcoming Milestones

Mark	Category	Current
500	Points	408
300	Rebounds	296
50	Blocks	43

Rebounds			Double Doubles		Scoring		
Year	10+		Pt-Reb		Year	10+	20+
2015	2		1		2015	5	0
2017	1		1		2017	2	0
2018	0		0		2018	2	0
2023	0		0		2023	1	0
Totals	3		2		Totals	10	0

Regular Season Highs

2023

PTS	11	Atlanta	August 13
REBS	5	Phoenix	July 11
ASTS	2	@ Minnesota	July 22
STLS	3	@ New York	August 6
BLKS	2	Seattle	June 15
MINS	20:56	Atlanta	August 13

CAREER

PTS	14	2x, last @ Chicago	July 27, 2017
REBS	14	@ Chicago	July 27, 2017
ASTS	3	4x, Last vs Las Vegas	Aug. 17, 2018
STLS	3	2x, Last at New York	Aug 6, 2023
BLKS	3	@ New York	June 11, 2015
MINS	36	@ Tulsa	Sept. 13, 2015

Career Regular Season Statistics

Year	Tm	G	GS	MP	FG	FGA	FG%	3P	3PA	3P%	2P	2PA	2P%	eFG%	FT	FTA	FT%	OR	DR	REB	RPG	A	S	B	TO	PF	PTS	PPG
2015	PHO	34	2	433	67	157	.427	17	60	.283	50	97	.515	.481	19	22	.864	26	81	107	3.1	25	13	22	27	70	170	5.0
2017	PHO	32	0	381	41	109	.376	13	46	.283	28	63	.444	.436	9	14	.643	11	74	85	2.7	15	9	12	15	62	104	3.3
2018	DAL	23	1	245	34	78	.436	12	39	.308	22	39	.564	.513	3	6	.500	15	49	64	2.8	16	2	5	14	31	83	3.6
2023	LVA	22	0	184	21	71	.296	9	41	.220	12	30	.400	.359	0	1	.000	11	29	40	1.8	9	6	4	21	25	51	2.3
Career		111	3	1243	163	415	.393	51	186	.274	112	229	.489	.454	31	43	.721	63	233	296	2.7	65	30	43	77	188	408	3.7



## CHELSEA GRAY

## #12

**Guard**

**5-11**

**Duke '13**

**9th Year**

### WNBA Career

- 2022, 2016 WNBA Champion
- 2022 WNBA Finals MVP
- 2023, 2021, 2019, 2018, 2017 WNBA All-Star
- 2019 All-WNBA First Team
- 2017 All-WNBA Second Team
- 2022 WNBA Commissioner's Cup MVP

### International Career

- 2020 Olympic Gold Medalist (USA, 5x5)
- 2022 World Cup Gold Medalist (USA, 5x5)

### Collegiate Career

- 2-time All-American
- 2013 ACC Co-Player of the Year

### High School Career

- 2010 California Miss Basketball
- 2010 Gatorade Player of the Year selection

### 2023 (Las Vegas)

- Named an All-Star starter...notched a double double with 19 points and 10 assists vs. the Lynx on May 28 and had the same output vs. the Mystics on Aug. 11.

### 2022 (Las Vegas)

- Led or tied for the team lead in assists on 16 occasions and in scoring 3 times ... Missed the June 27 game at LA (personal)

### 2021 (Las Vegas)

- Led or tied for team lead in assists 19 times, and in scoring 2 times ... Set or tied 3 franchise assist records—14 in a game vs. Lynx, Sept. 8; 10 in a half and 7 in a quarter vs. Fever, May 28

### 2020 (Los Angeles) ...

### 2019 (Los Angeles)

- Recorded the 8th triple-double in WNBA regular season history, July 7 (13-pt, 10-reb, 13-asst vs. Washington) ... Set franchise mark with 20 points in a quarter, August 29 vs. Indiana—2nd most points scored in a quarter in W history

### 2018 (Los Angeles)

- Opened year with a game-winning buzzer-beater in 77-76 win vs. Lynx, May 2

### 2017 (Los Angeles)

- 3-point field goal percentage was highest in team

history and 7th highest in WNBA history for players with 50+ attempts

### 2016 (Los Angeles) ...

### 2015 (Connecticut) ...

### 2014 (Connecticut)

- Sat out season rehabbing right knee injury suffered senior year

### Collegiate Honors & Notes (Duke)

- Fractured her right knee cap her senior year against Boston College on January 12, ending her collegiate career ... Was leading the ACC in assists and steals per game prior to her injury ... Advanced to NCAA Elite 8 in each of her first 3 years ... Set program record for assists in a season (201) as a sophomore.

### Personal

- Married to Tipesa Mercedes Moorer... Is the daughter of James and Vickie Gray ... Has one brother, Javon ... Majored in sociology along with a minor in theater studies and a marketing and management certificate

### Go to Chelsea Gray's complete bio online

- Online bio includes items such as expanded WNBA statistics, more notes, college, international and USA Basketball statistics, and more!

### Record Without

Year	Games Missed	Record With	Record Without
2014	34	0- 0	13-21
2015	0	15-19	0- 0
2016	1	25- 8	1- 0
2017	0	26- 8	0- 0
2018	0	19-15	0- 0
2019	0	22-12	0- 0
2020	0	15- 7	0- 0
2021	0	24- 8	0- 0
2022	1	25-10	1- 0
2023	0	27- 3	0- 0
<b>Totals</b>	<b>36</b>	<b>198-90</b>	<b>15-21</b>

### Season Highs

	PTS	REBS	ASTS	STLS	BLKS	MIN	FG	FGA	3G	3GA	FT	FTA
2015	16	9	7	3	2	25:48	6	11	4	5	5	6
2016	23	6	8	3	1	36:30	8	10	2	3	6	7
2017	25	8	10	4	1	47:51	9	18	5	8	8	10
2018	26	7	11	6	3	38:36	11	20	4	7	8	11
2019	30	10	13	5	2	41:03	11	21	7	9	7	7
2020	27	8	11	3	1	39:06	10	19	4	7	5	5
2021	21	6	14	5	2	37:14	8	19	3	6	5	5
2022	33	7	12	5	2	39:56	11	17	5	8	11	11
2023	27	8	12	4	2	37:09	8	18	4	7	10	11



## WNBA Rankings

	PPG	RPG	APG	SPG	BPG	MPG	FG%	3G%	FT%
2015	---	---	18th	---	---	---	---	---	---
2016	---	---	---	---	---	---	---	---	---
2017	19th	---	6th	---	---	3rd	10th	1st	22nd
2018	19th	---	6th	6th	---	5th	16th	14th	18th
2019	13th	---	2nd	---	---	4th	---	13th	5th
2020	21st	---	5th	11th	---	14th	---	---	2nd
2021	---	---	4th	20th	---	---	16th	16th	---
2022	21st	---	4th	4th	---	22nd	17th	---	4th

## Milestones

Mark	Opponent	Date	Gm. #
1st Pt	Washington	June 5, 2015	1
1,000th Pt	Phoenix	May 27, 2018	105
2,000th Pt	Las Vegas	Aug. 7, 2020	175
3,000th Pt	@ Seattle	Aug. 7, 2022	255
1,000th Ast	@ Phoenix	May 6, 2022	234

## Upcoming Milestones

Mark	Category	Current
4,000	Points	3,523
1,000	Rebounds	883
1,500	Assists	1,415
400	Steals	326

	Reb	Asts	Dub-Dub	Trip-Dub	Scoring			
Year	10+	10+	Pt-Ast		Year	10+	20+	30+
2015	0	0	0	0	2015	9	0	0
2016	0	0	0	0	2016	7	2	0
2017	0	1	1	0	2017	28	6	0
2018	0	1	1	0	2018	28	9	0
2019	1	2	1	1	2019	28	7	1
2020	0	1	0	0	2020	18	4	0
2021	0	3	1	0	2021	19	1	0
2022	0	1	1	0	2022	25	5	0
2023	0	6	6	0	2023	26	5	0
Totals	1	15	11	1	Totals	188	39	1

## Regular Season Highs

2023	CAREER
PTS 27 Dallas July 30	PTS 33 Seattle Aug. 14, 2022
REBS 8 @ Indiana June 4	REBS 10 Washington July 7, 2019
ASTS 12 Indiana June 24	ASTS 14 Minnesota Sept. 8, 2021
STLS 4 @ Seattle July 20	STLS 6 @ Minnesota May 20, 2018
BLKS 2 4x, last vs Atlanta August 13	BLKS 3 @ Chicago June 17, 2018
MINS 37:09 @ Los Angeles May 25	MINS 48 @ Chicago Aug. 18, 2017

## Career Regular Season Statistics

Year	Tm	G	GS	MP	FG	FGA	FG%	3P	3PA	3P%	2P	2PA	2P%	eFG%	FT	FTA	FT%	OR	DR	REB	RPG	A	S	B	TO	PF	PTS	PPG
2015	CON	34	0	543	86	203	.424	23	66	.348	63	137	.460	.480	40	49	.816	18	60	78	2.3	92	22	5	59	43	235	6.9
2016	LAS	33	1	540	71	157	.452	14	46	.304	57	111	.514	.497	39	50	.780	8	50	58	1.8	71	16	4	40	38	195	5.9
2017	LAS	34	34	1125	184	363	.507	53	110	.482	131	253	.518	.580	81	98	.827	21	92	113	3.3	151	36	8	65	74	502	14.8
2018 *	LAS	34	34	1111	193	399	.484	38	97	.392	155	302	.513	.531	81	97	.835	17	99	116	3.4	175	48	6	79	65	505	14.9
2019 *	LAS	34	34	1108	188	452	.416	50	131	.382	138	321	.430	.471	66	72	.917	14	114	128	3.8	202	33	3	108	49	492	14.5
2020	LAS	22	22	679	122	276	.442	18	59	.305	104	217	.479	.475	46	49	.939	15	66	81	3.7	116	34	2	60	38	308	14.0
2021 *	LVA	32	32	926	148	326	.454	27	71	.380	121	255	.475	.495	32	36	.889	15	77	92	2.9	189	37	9	88	43	355	11.1
2022	LVA	35	35	1039	183	373	.491	34	100	.340	149	273	.546	.536	81	89	.910	10	102	112	3.2	212	57	10	80	54	481	13.7
2023	LVA	30	30	955	166	330	.503	50	111	.450	116	219	.530	.579	68	74	.919	7	98	105	3.5	207	43	18	77	57	450	15.0
Career		288	222	8026	1341	2879	.466	307	791	.388	1034	2088	.495	.519	534	614	.870	125	758	883	3.1	1415	326	65	657	461	3523	12.2





## CANDACE PARKER

### #3

**Forward**

**6-4**

**Tennessee '08**

**16th Year**

### WNBA Career Highlights

- 2021 & 2016 WNBA Champion
- 2016 WNBA Finals MVP
- 2018 & 2013 WNBA MVP
- 2017 ESPY Award for Best WNBA Player
- 2020 WNBA Defensive Player of the Year
- 2022, 2020, 2017, 2014, 2013, 2012 & 2008 All-WNBA First Team
- 2018, 2015, & 2009 All-WNBA Second Team
- 2022, 2021, 2018, 2017, 2014, 2013, & 2011 WNBA All-Star
- 2013 WNBA All-Star Game MVP
- 2012 & 2009 WNBA All-Defensive Second Team
- 2013 WNBA Rookie of the Year
- 2013 WNBA All-Rookie Team
- 7-time WNBA Western Conf. Player of the Month
- 26-time WNBA Western Conf. Player of the Week
- Named to the WNBA Top 20 At 20 Team
- Named to the WNBA W25 Team

### International Career

- 2012, 2008 Olympic gold medalist (USA 5x5)
- 2006 FIBA World Cup bronze medalist (USA 5x5)

### Collegiate Career

- 2008, 2007 National Champion
- 2008, 2007 National Player of the Year
- 2008, 2007 Final Four MVP

### 2023 (Las Vegas)

- Nabbed the 500th steal of her career against Los Angeles on May 27.

### 2022 (Chicago)

- Recorded 2 triple-doubles—May 22 at Washington (16 points 13 rebounds, 10 assists) and June 23 at Los Angeles (10 points, 14 rebounds, 10 assists)

### 2021 (Chicago)

- Missed 9 games due to injury ... Team went 15-8 with her in the lineup and 1-8 without her

### 2020 (Los Angeles) ...

### 2019 (Los Angeles)

- Missed 12 games due to injury

### 2018 (Los Angeles)

- Scored a season-high 34 points at Las Vegas on July 15

### 2017 (Los Angeles)

- Recorded her first career triple-double against San Antonio on July 28 (11 points, 17 rebounds, 11 assists)

### 2016 (Los Angeles) ...

### Record Without

Year	Games Missed	Record With	Record Without
2008	1	20-13	0- 1
2009	9	15-10	3- 6
2010	24	3- 7	10-14
2011	17	8- 9	7-10
2012	1	23-10	1- 0
2013	3	22- 9	2- 1
2014	4	15-15	1- 3
2015	18	11- 5	3-15
2016	0	26- 8	0- 0
2017	1	25- 8	1- 0
2018	3	17-14	2- 1
2019	12	14- 8	8- 4
2020	0	15- 7	0- 0
2021	9	15- 8	1- 8
2022	4	23- 9	3- 1
2023	12	16- 2	11- 1
<b>Totals</b>	<b>118</b>	<b>268-142</b>	<b>53-65</b>

### Season Highs

	PTS	REBS	ASTS	STLS	BLKS	MIN	FG	FGA	3G	3GA	FT	FTA
2008	40	16	8	5	6	46:00	15	23	2	2	11	16
2009	24	14	8	3	6	48:00	10	21	1	3	7	10
2010	33	12	5	2	6	40:00	12	21	1	2	8	11
2011	32	14	5	3	5	41:00	13	25	3	6	8	13
2012	33	16	8	4	9	38:00	14	22	3	5	12	17
2013	30	20	9	4	4	46:00	14	22	3	4	14	17
2014	34	12	9	6	4	48:00	12	28	3	7	13	14
2015	33	13	10	8	3	38:18	12	23	5	8	9	12
2016	34	13	9	3	3	38:02	12	25	4	7	12	14
2017	29	17	11	4	5	40:07	11	22	3	7	7	9
2018	34	14	11	4	3	40:11	12	22	5	8	9	12
2019	21	11	6	4	4	32:18	9	16	3	5	6	9
2020	25	17	9	3	3	38:17	10	18	5	6	8	10
2021	30	14	8	2	4	37:42	12	20	4	7	8	9
2022	31	14	10	3	4	33:42	12	20	4	8	7	8
2023	15	12	8	5	3	26:29	7	12	3	6	4	4

## 2015 (Los Angeles)

- Her 8 steals vs. Indiana on August 18 set a franchise record

## 2014 (Los Angeles) ...

## 2013 (Los Angeles)

- Posted her 1st career 20-point, 20-rebound game at San Antonio on June 1 (27 points, 20 rebounds)

## 2012 (Los Angeles) ...

## 2011 (Los Angeles) ...

## 2010 (Los Angeles) ...

## 2009 (Los Angeles)

- Missed the first nine games of the 2009 season following the birth of her first child, Lailaa.

## 2008 (Los Angeles)

- Second player to dunk during a regular season game (Indiana on June 22) ... Dunked two nights later against Seattle on June 24

## Personal

- Parker and her daughter Lailaa are part of the Angel FC NWSL team ownership group. The team was founded in 2020 and began play in 2022 ... Married to former Russia National Basketball Team member Anna Petrakova, who gave birth to their son in 2022.

## Go to Candace Parker's complete bio online

- Online bio includes items such as expanded WNBA statistics, more notes, college, international and USA Basketball statistics, and more!

## WNBA Rankings

	PPG	RPG	APG	SPG	BPG	MPG	FG%	3G%	FT%
2008	4th	1st	17th	---	2nd	7th	5th	---	---
2009	19th	1st	---	---	1st	10th	13th	---	---
2010	---	---	---	---	---	---	---	---	---
2011	---	---	---	---	---	---	10th	---	---
2012	7th	3rd	15th	12th	1st	14th	16th	---	---
2013	6th	7th	12th	13th	4th	---	13th	---	---
2014	3rd	13th	5th	6th	5th	4th	17th	---	14th
2015	---	---	---	---	---	---	11th	---	---
2016	10th	9th	3rd	9th	13th	14th	---	10th	---
2017	11th	7th	9th	8th	5th	16th	19th	20th	---
2018	11th	4th	8th	19th	13th	15th	18th	---	---
2019	---	---	---	---	---	---	---	---	---
2020	18th	1st	7th	---	8th	19th	11th	18th	---
2021	22nd	9th	11th	---	14th	---	15th	---	---
2022	---	3rd	11th	---	12th	---	---	---	24th

## Milestones

Mark	Opponent	Date	Gm. #
1st Pt	@ Phoenix	May 17, 2008	1
1,000th Pt	Washington	May 28, 2010	62
2,000th Pt	Phoenix	Sept. 18, 2012	117
3,000th Pt	@ Indiana	July 15, 2014	170
4,000th Pt	San Antonio	Sept. 16, 2016	229
5,000th Pt	Phoenix	Aug. 5, 2018	287
6,000th Pt	Los Angeles	May 6, 2022	361
1,000 Reb	@ Phoenix	July 10, 2012	104
2,000 Reb	@ Seattle	Sept. 11, 2016	227
3,000 Reb	Washington	July 10, 2021	349
1,000th Ast	Atlanta	Sept. 1, 2017	261
500th Stl	Los Angeles	May 27, 2023	395

## Upcoming Milestones

Mark	Category	Current
7,000	Points	6,574
4,000	Rebounds	3,467
2,000	Assists	1,634
700	Blocked Shots	619



# CANDACE PARKER

#3

(continued ...)

	Reb	Asts	Doub-Doub		Trip-Dub	Scoring				
Year	10+10+	Pt-Reb	Pt-Ast	P-R-A		Year	10+	20+	30+	40+
2008	17	0	17	0	0	2008	32	11	3	1
2009	17	0	15	0	0	2009	19	4	0	0
2010	7	0	7	0	0	2010	10	6	2	0
2011	6	0	6	0	0	2011	16	6	1	0
2012	19	0	18	0	0	2012	29	13	2	0
2013	10	0	8	0	0	2013	27	13	1	0
2014	6	0	6	0	0	2014	28	12	2	0
2015	11	1	11	1	0	2015	16	8	2	0
2016	8	0	6	0	0	2016	25	10	2	0
2017	12	1	12	1	1	2017	31	11	0	0
2018	11	2	11	2	0	2018	27	14	1	0
2019	4	0	4	0	0	2019	13	4	0	0
2020	12	0	10	0	0	2020	16	5	0	0
2021	8	0	8	0	0	2021	16	6	1	0
2022	14	2	12	2	2	2022	25	4	1	0
2023	1	0	0	0	0	2023	9	0	0	0
Totals	163	6	151	6	3	Totals	339	127	18	1

## Regular Season Highs

**2023**

<b>PTS</b>	15	3x, last vs. Connecticut	July 1
<b>REBS</b>	12	Indiana	June 24
<b>ASTS</b>	8	Connecticut	July 1
<b>STLS</b>	5	Chicago	June 11
<b>BLKS</b>	3	@ Seattle	May 20
<b>MINS</b>	26:29	Connecticut	July 1

## CAREER

<b>PTS</b>	40	Houston	July 9, 2008
<b>REBS</b>	20	@ San Antonio	June 1, 2013
<b>ASTS</b>	11	2x, last @ Washington	June 15, 2018
<b>STLS</b>	8	Indiana	Aug. 18, 2015
<b>BLKS</b>	9	Tulsa	June 20, 2012
<b>MINS</b>	48	2x, last @ Washington	June 1, 2014

## Career Regular Season Statistics

Year	Tm	G	GS	MP	FG	FGA	FG%	3P	3PA	3P%	2P	2PA	2P%	eFG%	FT	FTA	FT%	OR	DR	REB	RPG	A	S	B	TO	PF	PTS	PPG
2008	LAS	33	33	1109	231	442	.523	11	26	.423	220	416	.529	.535	137	187	.733	84	229	313	9.5	113	42	75	93	91	610	18.5
2009	LAS	25	24	815	131	270	.485	5	24	.208	126	246	.512	.494	61	80	.763	60	184	244	9.8	64	15	53	55	53	328	13.1
2010	LAS	10	10	335	81	162	.500	3	12	.250	78	150	.520	.509	41	56	.732	19	82	101	10.1	22	10	22	32	18	206	20.6
2011	LAS	17	16	555	116	227	.511	18	43	.419	98	184	.533	.551	64	87	.736	21	125	146	8.6	47	21	27	33	34	314	18.5
2012	LAS	33	33	1014	228	474	.481	19	59	.322	209	415	.504	.501	98	138	.710	83	237	320	9.7	110	51	76	98	58	573	17.4
2013	LAS	31	31	889	208	422	.493	9	35	.257	199	387	.514	.504	131	172	.762	44	225	269	8.7	117	40	57	71	42	556	17.9
2014	LAS	30	29	995	216	461	.469	19	62	.306	197	399	.494	.489	132	156	.846	29	185	214	7.1	128	54	41	78	51	583	19.4
2015	LAS	16	16	551	116	237	.489	12	43	.279	104	194	.536	.515	66	81	.815	18	143	161	10.1	100	31	29	40	39	310	19.4
2016	LAS	34	34	1046	190	430	.442	42	110	.382	148	320	.463	.491	99	140	.707	33	217	250	7.4	166	47	33	98	74	521	15.3
2017	LAS	33	33	1007	208	435	.478	45	127	.354	163	308	.529	.530	96	127	.756	40	237	277	8.4	141	48	55	89	77	557	16.9
2018	LAS	31	30	949	198	420	.471	41	119	.345	157	301	.522	.520	118	146	.808	51	202	253	8.2	146	38	33	92	65	555	17.9
2019	LAS	22	22	571	89	211	.422	16	60	.267	73	151	.483	.460	53	67	.791	24	116	140	6.4	76	23	17	54	39	247	11.2
2020	LAS	22	22	665	124	243	.510	19	48	.396	105	195	.538	.549	57	78	.731	37	177	214	9.7	101	26	27	64	51	324	14.7
2021	CHI	23	23	615	116	253	.458	24	73	.329	92	180	.511	.506	50	63	.794	32	161	193	8.4	91	19	27	56	37	306	13.3
2022	CHI	32	32	904	159	347	.458	42	135	.311	117	212	.552	.519	62	76	.816	30	245	275	8.6	145	31	31	78	70	422	13.2
2023	LVA	18	18	425	60	129	.465	17	51	.333	43	78	.551	.531	25	28	.893	16	81	97	5.4	67	27	16	31	35	162	9.0
Career		410	406	12445	2471	5163	.479	342	1027	.333	2129	4136	.515	.512	1290	1682	.767	621	2846	3467	8.5	1634	523	619	1062	834	6574	16.0





## KELSEY PLUM

## #10

**Guard**

**5-8**

**Washington '17**

**6th Year**

### WNBA Career Highlights

- 2022 WNBA Champion
- 2023 & 2022 All-Star
- 2022 All-Star MVP
- 2021 6th Player of the Year
- 1-time Western Conference Player of the Month
- 3-time Western Conference Player of the Week

### International

- 2020 Olympic Gold Medalist (USA 3x3)
- 2018 & 2022 FIBA World Cup gold medalist (USA 5x5)

### Collegiate Career

- Unanimous 2017 National Player of the Year
- Two-time All-American
- NCAA career and single-season scoring leader

### 2023 (Las Vegas)

- Named as an All-Star for the second time in her career... Scored a franchise-high 40 points at Minnesota on July 9 and got her first points-assists double-double of the year with 19 points and 10 assists vs. Washington on Aug. 11 ... Prior to the May 25 game in LA, made at least 1 3-pointer in 45-straight regular season games, which was tied for the third-longest streak in WNBA history

### 2022 (Las Vegas)

- Led or tied for the team lead in assists on 18 occasions, and in scoring 11 times ... Named Western Conference Player of the Week, June 6 and August 1 ... Leading All-Star vote-getter among guards ... Tied a WNBA record by making at least 3 three-pointers in 9 straight games (Diana Taurasi)

### 2021 (Las Vegas)

- Led or tied for the team lead in scoring 9 times, and assists 7 times ... Missed 6 games in May/June while training with the USAB 3x3 team ... Named WNBA Western Conference Player of the Month for September ... Named WNBA Western Conference Player of the Week for games played September 13-19

### 2020 (Las Vegas)

- Did Not Play—Injured (left Achilles)

### 2019 (Las Vegas)

- Led the team in scoring on 2 occasions, and in assists 8 times

### 2018 (Las Vegas)

- Recorded her first career double-double with 20 points and a career-high 13 assists at Atlanta Aug. 7

### 2017 (San Antonio) ...

### Collegiate Honors & Notes (Washington)

- Broke all-time NCAA scoring record with 3,527 points ... broke single-season NCAA scoring record with 1,109 points ... Broke 33-year-old NCAA career free throw record with 912 ... Won the Dawn Staley, Ann Meyers Drysdale, Nancy Lieberman awards, Naismith and Wade Trophy in 2017

### Personal

- Majored in Anthropology ... Enjoys sand volleyball and hanging out with her family ... Has three siblings, her brother Daniel, sister Kaitlyn who played volleyball at UC Davis, and her sister Lauren who played volleyball at Oregon ... Mother Katie played volleyball at UC Davis and her father Jim played football and baseball at San Diego State

### Go to Kelsey Plum's complete bio online

- Online bio includes items such as expanded WNBA statistics, more notes, college, international and USA Basketball statistics, and more!

### Record Without

Year	Games Missed	Record With	Record Without
2017	3	8-23	0-3
2018	2	14-17	0-2
2019	0	21-13	0-0
2020	22	0- 0	18-4
2021	6	20- 6	4-2
2022	0	26-10	0-0
2023	1	26- 3	1-0
<b>Totals</b>	<b>34</b>	<b>115-72</b>	<b>23-11</b>



# PLAYER PROFILES



## Season Highs

	PTS	REBS	ASTS	STLS	BLKS	MIN	FG	FGA	3G	3GA	FT	FTA
2017	23	6	12	3	1	39:53	7	17	5	9	6	6
2018	21	9	13	4	1	37:00	9	14	5	8	5	6
2019	21	7	8	3	1	37:21	8	17	5	9	5	6
2021	32	6	8	5	1	30:42	11	18	5	8	8	9
2022	32	6	11	6	1	40:00	10	22	5	11	9	11
2023	40	6	10	5	0	36:27	14	20	6	9	8	8

## WNBA Rankings

	PPG	RPG	APG	SPG	BPG	MPG	FG%	3G%	FT%
2017	---	---	20th	---	---	---	---	17th	14th
2018	---	---	13th	---	---	---	21st	4th	---
2019	---	---	19th	---	---	---	---	24th	---
2021	16th	---	14th	---	---	---	---	13th	1st
2022	2nd	---	9th	---	---	5th	---	4th	17th

## Milestones

Mark	Opponent	Date	Gm. #
1st Pt	Dallas	May 25, 2017	1
1,000th Pt	Atlanta	July 4, 2021	108
2,000th Pt	Los Angeles	May 27, 2023	161
2,500th pt	Washington	Aug. 11, 2023	186

## Upcoming Milestones

Mark	Category	Current
3,000	Points	2,513
500	Rebounds	466
1,000	Assists	738
200	Steals	159

Rebs				Scoring				
Year	10+	Asts	Pt.-Ast.	Year	10+	20+	30+	40+
2017	0	1	0	2017	13	1	0	0
2018	0	2	1	2018	14	4	0	0
2019	0	0	0	2019	17	2	0	0
2021	0	0	0	2021	20	8	2	0
2022	0	2	2	2022	35	19	1	0
2023	0	1	1	2023	27	12	1	1
Totals	0	6	4	Totals	126	46	4	1

## Regular Season Highs

### 2023

PTS	40	@ Minnesota	July 9
REBS	6	Dallas	July 30
ASTS	10	Washington	Aug. 11
STLS	5	@ Los Angeles	July 12
BLKS	0		
MINS	36:27	Dallas	July 30

### CAREER

PTS	40	@ Minnesota	July 9, 2023
REBS	9	Los Angeles	June 29, 2018
ASTS	13	@ Atlanta	Aug. 7, 2018
STLS	6	Washington	June 25, 2022
BLKS	1	16x, last vs. Minnesota	July 3, 2022
MINS	40	2x, last vs. Dallas	June 5, 2022

## Career Regular Season Statistics

Year	Tm	G	GS	MP	FG	FGA	FG%	3P	3PA	3P%	2P	2PA	2P%	eFG%	FT	FTA	FT%	OR	DR	REB	RPG	A	S	B	TO	PF	PTS	PPG
2017	SAS	31	23	711	85	246	.346	35	96	.365	50	150	.333	.417	60	69	.870	12	47	59	1.9	106	16	4	79	57	265	8.5
2018	LVA	31	27	790	106	227	.467	47	107	.439	59	120	.492	.570	35	40	.875	14	60	74	2.4	124	25	5	36	64	294	9.5
2019	LVA	34	30	868	107	293	.365	45	126	.357	62	168	.369	.442	34	39	.872	15	80	95	2.8	102	27	4	53	76	293	8.6
2021	LVA	26	0	663	128	293	.437	44	114	.386	84	179	.469	.512	85	90	.944	11	55	66	2.5	94	26	1	43	56	385	14.8
2022	LVA	36	36	1182	244	531	.460	113	269	.420	131	262	.500	.566	125	149	.839	9	87	96	2.7	184	36	2	94	90	726	20.2
2023	LVA	29	29	924	193	395	.489	67	173	.387	126	222	.568	.573	97	106	.915	7	67	74	2.6	129	29	0	63	66	550	19.0
Career		187	145	5140	863	1985	.435	351	884	.397	512	1101	.465	.523	436	493	.884	68	398	466	2.5	738	159	16	369	409	2513	13.4



# KIAH STOKES

#41

Center

6-3

Connecticut '15

8th Year

**WNBA Career**

- 2022 WNBA Champion
- 2015 WNBA All-Defensive 2nd Team
- 2015 All-Rookie Team

**Collegiate Career**

- 3-time National Champion
- 2015 Conference Defensive Player of the Year

**2023 (Las Vegas)**

- Hauled in a career-high-tying 17 rebounds at Chicago on July 25.

**2022 (Las Vegas)**

- Missed first 4 games of year (overseas) ... Led or tied for team lead in rebounds 3 times

**2021 (Las Vegas)**

- Signed on July 2 ... DNP on July 2 ... Averaged 9.0 rpg. in 8 starts ... Led or tied for the team lead in rebounding 3 times and in assists 1 time

**2021 (New York) ...****2020 (New York) ...****2019 (New York)**

- Did Not Play (personal reasons)

**2018 (New York) ...****2017 (New York)**

- Led the team in blocked shots and ranked second in rebounding

**2016 (New York)**

- Missed the final 7 games of the regular season with a hip injury ... Set a WNBA record for highest rebound average by a player who didn't start a game

**2015 (New York) ...****Collegiate Honors & Notes (Connecticut)**

- Set a UConn single-season blocked shots record (147) as a senior and capped her career ranked No. 3 among all-time UConn blocks leaders (325).

**Personal**

- Father Greg was an All-American basketball player at Iowa who played for the Philadelphia 76ers and won gold with the 1983 USA Pan American Games Team ... Majored in psychology

**[Go to KiaH Stokes' complete bio online](#)**

- Online bio includes items such as expanded WNBA statistics, more notes, college, international and USA Basketball statistics, and more!

**Record Without**

Year	Games Missed	Record With	Record Without
2015	0	23-11	0- 0
2016	7	19- 8	2- 5
2017	0	22-12	0- 0
2018	4	6-24	1- 3
2019	34	0- 0	10-24
2020	0	2-20	0- 0
2021	9	14-10	6- 3
2022	5	22- 9	4- 1
2023	0	27- 3	0- 0
<b>Totals</b>	<b>59</b>	<b>135-97</b>	<b>23-36</b>

**Season Highs**

	PTS	REBS	ASTS	STLS	BLKS	MIN	FG	FGA	3G	3GA	FT	FTA
2015	13	11	4	4	8	35:33	6	8	0	1	5	6
2016	12	14	2	2	4	37:46	6	8	0	0	5	8
2017	23	17	4	2	3	30:47	6	10	0	1	11	12
2018	12	15	3	2	3	33:38	5	7	0	0	2	4
2020	15	12	4	2	3	36:29	6	12	5	8	2	2
2021	5	13	7	2	3	34:53	2	3	1	2	2	2
2022	9	10	3	2	3	28:45	4	5	1	3	2	4
2023	7	17	2	3	4	31:21	3	6	1	3	2	2



## WNBA Rankings

	PPG	RPG	APG	SPG	BPG	MPG	FG%	3G%	FT%
2015	---	12th	---	---	4th	---	---	---	---
2016	---	7th	---	---	6th	---	---	---	---
2017	---	17th	---	---	11th	---	---	---	---
2018	---	---	---	---	18th	---	---	---	---
2020	---	16th	---	---	9th	---	---	---	---
2021	---	22nd	---	---	---	---	---	---	---
2022	---	---	---	---	18th	---	---	---	---

## Milestones Reached

Mark	Opponent	Date	Gm. #
1st Pt	@ Los Angeles	May 21, 2015	1
1000th Reb	Chicago	Sept. 2, 2021	166

## Upcoming Milestones

Mark	Category	Current
1,000	Points	947
1500	Rebounds	1362
300	Blocked Shots	264

## Rebs Asts Dbl-Dbl

Year	10+	10+	
2015	7	0	3
2016	6	0	0
2017	8	0	4
2018	5	0	1
2020	2	0	0
2021	5	0	0
2022	1	0	0
2023	3	0	0
Totals	37	0	8

## Scoring

Year	10+	20+
2015	5	0
2016	5	0
2017	5	1
2018	2	0
2020	5	0
2021	0	0
2022	0	0
2023	0	0
Totals	22	1

## Regular Season Highs

### 2023


<b>PTS</b>	7	3x, last @ Los Angeles	July 12
<b>REBS</b>	17	@ Chicago	July 25
<b>ASTS</b>	2	5x, last @ Chicago	July 22
<b>STLS</b>	3	vs. Atlanta	August 1
<b>BLKS</b>	4	2x, last vs. Minnesota	June 18
<b>MINS</b>	31:21	@ Chicago	July 25

### CAREER

<b>PTS</b>	23	Phoenix	June 4, 2017
<b>REBS</b>	17	2x, last @ Chicago	July 25, 2023
<b>ASTS</b>	7	@ Chicago	Sept. 17, 2021
<b>STLS</b>	4	Atlanta	Sept. 1, 2015
<b>BLKS</b>	8	Connecticut	July 16, 2015
<b>MINS</b>	38	Atlanta	June 22, 2016

## Career Regular Season Statistics

Year	Tm	G	GS	MP	FG	FGA	FG%	3P	3PA	3P%	2P	2PA	2P%	eFG%	FT	FTA	FT%	OR	DR	REB	RPG	A	S	B	TO	PF	PTS	PPG
2015	NYL	34	6	862	82	150	.547	0	2	.000	82	148	.554	.547	33	48	.688	60	159	219	6.4	26	24	67	37	76	197	5.8
2016	NYL	27	0	650	75	117	.641	0	0	---	75	117	.641	.641	37	59	.627	63	138	201	7.5	20	18	38	30	77	187	6.9
2017	NYL	34	12	666	60	113	.531	0	1	.000	60	112	.536	.531	43	54	.796	77	137	214	6.3	30	12	39	40	94	163	4.8
2018	NYL	30	4	427	42	77	.545	0	0	---	42	77	.545	.545	8	15	.533	43	91	134	4.5	12	11	19	21	56	92	3.1
2020	NYL	22	22	601	51	137	.372	20	85	.235	31	52	.596	.445	4	7	.571	28	119	147	6.7	26	11	26	28	45	126	5.7
2021	NYL	9	0	135	6	11	.545	1	2	.500	5	9	.556	.591	2	2	1.000	8	30	38	4.2	5	4	6	6	14	15	1.7
2021	LVA	15	8	308	10	17	.588	0	0	---	10	17	.588	.588	2	4	.500	27	65	92	6.1	15	6	10	7	19	22	1.5
2021	TOT	24	8	443	16	28	.571	1	2	.500	15	26	.577	.589	4	6	.667	35	95	130	5.4	20	10	16	13	33	37	1.5
2022	LVA	31	4	475	26	61	.426	5	24	.208	21	37	.568	.467	13	16	.813	29	107	136	4.4	20	14	25	18	39	70	2.3
2023	LVA	30	12	597	31	66	.470	4	20	.200	27	46	.587	.500	9	17	.529	34	147	181	6.0	18	18	34	11	54	75	2.5
Career		232	68	4721	383	749	.511	30	134	.224	353	615	.574	.531	151	222	.680	369	993	1362	5.9	172	118	264	199	474	947	4.1



## RIQUNA WILLIAMS

## #2

**Guard**

**5-7**

**Miami '11**

**11th Year**

### WNBA Career

- 2022 WNBA Champion
- 2015 WNBA All-Star
- 2013 WNBA Sixth Woman of the Year
- 2012 WNBA All-Rookie Team

### Collegiate Career

- 2-time All-American
- 3-time All-ACC

### 2023 (Las Vegas)

- Has yet to play (back)

### 2022 (Las Vegas)

- Played in just 2 of the team's first 17 games due to a foot injury ...

### 2021 (Las Vegas)

- Led or tied for the team lead in assists on 2 occasions, in scoring 3 times, and in rebounding 1 time

### 2020 (Los Angeles) ...

### 2019 (Los Angeles) ...

### 2018 (Los Angeles) ...

### 2017 (Los Angeles) ...

### 2016 (Los Angeles)

- Sat out season rehabbing ruptured left Achilles tendon, suffered overseas

### 2015 (Tulsa)

- Ranked 3rd in the W in made 3-pointers, and tied for 4th in made free throws ... Scored a season-high 35 points on 2 occasions—vs. Minnesota on August 1 and vs. Atlanta on August 9

### 2014 (Tulsa)

- Missed 23 games with a knee injury

### 2013 (Tulsa)

- Set what was then the WNBA record for points in a game when she poured in 51 vs. San Antonio on

September 8 (17-27 FGs, 8-14 3Gs, 9-9 FTs) ... Tied what was then the WNBA record for made 3s in a game with 8 vs. San Antonio on September 8

### 2012 (Tulsa) ...

### Collegiate Honors & Notes (Miami)

- As a junior ranked 11th in the nation in scoring ... As a sophomore led the team and finished 2nd in the ACC in scoring ... Also led the conference in made 3-pointers, setting a school record in the process (second most in ACC history)

### Personal

- Majored in criminology ... Has five siblings—one sister, Rikina Jones and brothers, Ricky Williams, Joshua Jones and Solomon Williams

### Go to Riquna Williams' complete bio online

- Online bio includes items such as expanded WNBA statistics, more notes, college, international and USA Basketball statistics, and more!

### Record Without

Year	Games Missed	Record With	Record Without
2012	1	9-24	0- 1
2013	7	9-18	2- 5
2014	23	4- 7	8-15
2015	5	15-14	3- 2
2016	34	0- 0	26- 8
2017	11	16- 7	10- 1
2018	1	19-14	0- 1
2019	11	15- 8	7- 4
2020	1	14- 7	1- 0
2021	0	24- 8	0- 0
2022	15	15- 6	11- 4
2023	30	0- 0	27- 3
<b>Totals</b>	<b>138</b>	<b>140-113</b>	<b>94-44</b>

### Season Highs

	PTS	REBS	ASTS	STLS	BLKS	MIN	FG	FGA	3G	3GA	FT	FTA
2012	27	6	6	5	1	32:00	11	21	5	10	9	11
2013	51	9	6	4	2	34:00	17	28	8	14	11	12
2014	27	4	3	5	1	32:00	10	18	3	6	5	5
2015	35	7	6	4	2	39:27	11	23	6	12	18	20
2017	15	5	4	3	2	29:26	5	13	3	6	6	6
2018	25	5	3	4	1	29:06	9	12	7	9	4	6
2019	37	5	4	2	1	39:41	10	22	7	15	10	11
2020	21	4	4	3	1	32:47	7	15	7	12	4	4
2021	22	8	4	3	2	38:32	8	15	4	10	6	8
2022	14	5	3	2	1	25:51	5	10	4	9	3	5
2023	DNP											

# PLAYER PROFILES



## WNBA Rankings

	PPG	RPG	APG	SPG	BPG	MPG	FG%	3G%	FT%
2012	---	---	---	---	---	---	---	18th	---
2013	11th	---	---	---	---	---	---	7th	4th
2014	---	---	---	---	---	---	---	---	---
2015	6th	---	21st	---	---	20th	---	19th	22nd
2017	---	---	---	---	---	---	---	---	---
2018	---	---	---	---	---	---	---	17th	---
2019	---	---	---	---	---	---	---	8th	---
2020	---	---	---	---	---	---	---	12th	---
2021	---	---	---	---	---	---	---	5th	---
2022								21st	

## Milestones Reached

Mark	Opponent	Date	Gm. #
1st Pt	San Antonio	May 19, 2012	1
1,000th Pt.	@ Los Angeles	July 3, 2015	83
2,000th Pt.	Seattle	Aug. 1, 2020	183

## Upcoming Milestones

Mark	Category	Current
3,000	Points	2,659
1,000	Rebounds	565
400	Assists	387
300	Steals	261

	Reb	Asts	Double-Doubles	Scoring					
Year	10+	10+		Year	10+	20+	30+	40+	50+
2012	0	0	0	2012	18	3	0	0	0
2013	0	0	0	2013	17	9	1	1	1
2014	0	0	0	2014	3	1	0	0	0
2015	0	0	0	2015	21	8	3	0	0
2017	0	0	0	2017	8	0	0	0	0
2018	0	0	0	2018	10	1	0	0	0
2019	0	0	0	2019	12	4	1	0	0
2020	0	0	0	2020	12	3	0	0	0
2021	0	0	0	2021	16	3	0	0	0
2022	0	0	0	2022	5	0	0	0	0
2023	0	0	0	2023	0	0	0	0	0
Totals	0	0	0	Totals	122	32	5	1	1

## Regular Season Highs

2023 -- DNP

PTS

REBS

ASTS

STLS

BLKS

MINS

## CAREER

PTS	51	@ San Antonio	Sept. 8, 2013
REBS	9	Seattle	Sept. 12, 2013
ASTS	6	3x, Last vs. Phoenix	Aug. 18, 2015
STLS	5	3x, Last vs. Phoenix	June 6, 2014
BLKS	2	7x, Last vs. Dallas	July 11, 2021
MINS	40	@ Atlanta	July 14, 2019

## Career Regular Season Statistics

Year	Tm	G	GS	MP	FG	FGA	FG%	3P	3PA	3P%	2P	2PA	2P%	eFG%	FT	FTA	FT%	OR	DR	REB	RPG	A	S	B	TO	PF	PTS	PPG
2012	TUL	33	3	671	116	337	.344	38	117	.325	78	220	.355	.401	75	91	.824	25	55	80	2.4	69	51	9	47	65	345	10.5
2013	TUL	27	6	612	139	350	.397	45	118	.381	94	232	.405	.461	99	110	.900	14	50	64	2.4	49	27	7	40	59	422	15.6
2014	TUL	11	2	174	28	69	.406	6	27	.222	22	42	.524	.449	14	15	.933	5	15	20	1.8	13	15	2	15	16	76	6.9
2015	TUL	29	20	813	130	369	.352	56	162	.346	74	207	.357	.428	136	160	.850	16	84	100	3.4	74	43	15	47	78	452	15.6
2017	LAS	23	6	408	45	140	.321	20	74	.270	25	66	.379	.393	38	44	.864	6	26	32	1.4	16	19	3	26	42	148	6.4
2018	LAS	33	3	546	81	199	.407	48	128	.375	33	71	.465	.528	24	30	.800	12	34	46	1.4	22	22	3	16	52	234	7.1
2019	LAS	23	14	593	93	242	.384	54	138	.391	39	104	.375	.496	44	50	.880	13	47	60	2.6	37	26	4	28	58	284	12.3
2020	LAS	21	4	444	81	186	.435	43	102	.422	38	84	.452	.551	16	18	.889	3	35	38	1.8	31	24	7	19	41	221	10.5
2021	LVA	32	32	833	114	257	.444	63	151	.417	51	106	.481	.566	46	50	.920	6	77	83	2.6	51	24	12	21	47	337	10.5
2022	LVA	21	0	377	45	118	.381	34	93	.366	11	25	.440	.525	16	21	.762	5	37	42	2.0	25	9	3	6	35	140	6.7
2023	LVA																											
Career		253	90	5471	872	2267	.385	407	1110	.367	465	1157	.402	.474	508	589	.862	105	460	565	2.2	387	261	64	265	493	2659	10.5





## A'JA WILSON

## #22

**Center/Forward 6-4 South Carolina '18**

**6th Year**

### WNBA Career

- 2022 WNBA Champion
- 2022 & 2020 WNBA M'VP
- 2022 WNBA Defensive Player of the Year
- 2022 WNBA All-Defensive First Team
- 2022 & 2020 All-WNBA First Team
- 2021 All-WNBA Second Team
- 2020 WNBA All-Defensive Second Team
- 2023, 2022, 2021, 2019 & 2018 WNBA All-Star
- 2023, 2022 & 2019 All-Star Team Captain
- 2023 & 2022 WNBA All-Star Leading Vote-Getter
- 2018 WNBA Rookie of the Year (unanimous)
- 2018 WNBA All-Rookie Team
- 6-time Western Conference Player of the Month
- 11-time Western Conference Player of the Week

### International Career

- 2020 Olympic gold medalist (USA 5x5)
- 2022, 2018 FIBA World Cup gold medalist (USA 5x5) & 2022 FIBA World Cup M'VP.

### Collegiate Career

- 2017 NCAA Champion
- 2017 Final Four Most Outstanding Player
- 2018 National Player of the Year (consensus)
- 4-time All-American
- 2-time SEC Defensive Player of the Year

### 2023 (Las Vegas)

- Named June and July Western Conference Player of the Month...WNBA All-Star leading vote-getter ...Two-time Western Conference Player of the Week honor for her 11th and 12th such honor...Tied the franchise scoring record with 40 points vs. the Mystics on Aug. 11

### 2022 (Las Vegas)

- Named WNBA MVP for 2nd time (7th player with multiple MVPs) ... Led or tied for the team lead in scoring 16 times, and in rebounding 22 times ... Named Western Conference Player of the Week on May 16, May 30, June 21, June 25 and Aug. 15 ... Named WNBA Western Conference Player of the Month for May and July ... Set franchise record for most consecutive games scoring 20+ points (8)

### 2021 (Las Vegas)

- Led or tied for the team lead in scoring 12 times, in rebounding 14 times, and in assists 6 times ... Named WNBA Western Conference Player of the Month for June ... Named WNBA Western Conference Player of the Week (July 4)

### 2020 (Las Vegas)

- Named WNBA MVP (5th youngest in history) ... Named Western Conference Player of the Week (August 10, September 14) ... Named Western Conference Player of the Month (August, September) ... Tied a franchise record for most made free throws in a game without a miss when she went 12 for 12 at Dallas on August 25 ... Made 25 straight

free throws—longest streak of her career

### 2019 (Las Vegas)

- Led or tied for the team lead in scoring 11 times, in rebounding 9 times, and in assists 1 time ... Named WNBA Western Conference Player of the Week on June 24 and July 1 ... Scored a career-high 39 points vs. Indiana on June 29, which tied the franchise record for points in a game ... Sprained her ankle and had to leave the game in the 3rd quarter at Seattle on July 19, and missed 8 games ... Posted 3 games of 20+ points and 10+ rebounds

### 2018 (Las Vegas)

- Named Western Conference Player of the Week (July 9) ... Led the W in free throw attempts and made free throws ... Set franchise records for made field goals, field goal attempts, made free throws, free throw attempts, points and scoring average ... Tied the program record for most made free throws (14) and most free throw attempts (18) in a game against Washington on June 1 ... Set the franchise record for most made field goals in a game (16 at Indiana on June 12) ... Scored the second most points by a rookie (35) in franchise history at Indiana on June 12 ... Recorded 7 games of at least 20 points and 10 rebounds

### Personal

- Enjoys eating Chipotle and Chik-fil-A ... Father, Roscoe, played professional basketball internationally for 10 years ... Is dyslexic ... Is a member of the WNBA and WNBPA Social Justice Council ... First WNBA player to partner with Mountain Dew

### Go to A'ja Wilson's complete bio online

- Online bio includes items such as expanded WNBA statistics, more notes, college, international and USA Basketball statistics, and more!

### Record Without

Year	Games Missed	Record With	Record Without
2018	0	14-19	0-0
2019	8	15-11	6-2
2020	0	18- 4	0-0
2021	0	24- 8	0-0
2022	0	26-10	0-0
2023	0	27- 3	0-0
<b>Totals</b>	<b>8</b>	<b>124-55</b>	<b>6-2</b>

# PLAYER PROFILES



## Season Highs

	Pts	Rebs	Asts	Stls	Blks	Min	FG	FGA	3G	3GA	FT	FTA
2018	35	16	8	3	7	39:32	16	24	0	0	14	18
2019	39	12	5	3	7	40:52	14	20	0	1	11	14
2020	31	16	4	4	5	38:52	11	21	0	0	12	12
2021	30	15	8	4	3	43:18	10	24	1	1	12	12
2022	35	16	5	4	5	37:56	13	24	3	5	13	15
2023	40	15	5	5	6	36:27	17	25	1	3	11	16

## WNBA Rankings

	PPG	RPG	APG	SPG	BPG	MPG	FG%	3G%	FT%
2018	3rd	6th	---	---	6th	16th	24th	---	---
2019	7th	17th	---	---	4th	---	---	---	---
2020	2nd	6th	---	24th	1st	10th	21st	---	---
2021	6th	8th	21st	---	11th	10th	21st	---	10th
2022	5th	2nd	---	12th	1st	19th	12th	16th	---

## Milestones Reached

Mark	Opponent	Date	Gm. #
1st Pt	@ Connecticut	May 20, 2018	1
1,000th Pt	Phoenix	Aug. 20, 2019	53
2,000th Pt	Washington	Aug. 17, 2021	104
3,000th Pt	@ Connecticut	June 8, 2023	157
1,000th Reb	@ Chicago	May 28, 2022	122

## Upcoming Milestones

Mark	Category	Current
4,000	Points	3,485
2,000	Rebounds	1,546
400	Assists	398
400	Blocked Shots	318
200	Steals	189

	Reb	Asts	Double-Doubles		Scoring				
Year	10+	10+	Pt/Reb	Pt/Ast	Year	10+	20+	30+	40+
2018	10	0	10	0	2018	33	18	3	0
2019	3	0	3	0	2019	23	7	1	0
2020	7	0	7	0	2020	22	15	1	0
2021	17	0	17	0	2021	30	14	1	0
2022	17	0	17	0	2022	34	20	1	0
2023	19	0	18	0	2023	28	21	2	1
Totals	73	0	72	0	Totals	170	95	9	1

## Regular Season Highs

### 2023

PTS	40	Washington	Aug. 11
REBS	15	@ Seattle	July 20
ASTS	5	Connecticut	July 1
STLS	5	Atlanta	Aug. 13
BLKS	6	Dallas	July 30
MINS	36:27	Dallas	July 30

### CAREER

PTS	40	Washington	Aug. 11
REBS	16	4x, Last vs. Seattle	June 29, 2022
ASTS	8	2x, last @ Dallas	July 11, 2021
STLS	4	4x, Last vs. Chicago	Aug. 11, 2022
BLKS	7	2x, last @ Atlanta	Sept. 5, 2019
MINS	43	@ Minnesota	June 25, 2021

## Career Regular Season Statistics

Year	Tm	G	GS	MP	FG	FGA	FG%	3P	3PA	3P%	2P	2PA	2P%	eFG%	FT	FTA	FT%	OR	DR	REB	RPG	A	S	B	TO	PF	PTS	PPG
2018 *	LVA	33	33	1010	245	530	.462	0	0	---	245	530	.462	.462	192	248	.774	66	198	264	8.0	74	27	55	46	68	682	20.7
2019 *	LVA	26	25	739	158	330	.479	0	1	.000	158	329	.480	.479	114	144	.792	42	125	167	6.4	47	13	45	56	52	430	16.5
2020	LVA	22	22	697	166	346	.480	0	0	---	166	346	.480	.480	118	151	.781	34	154	188	8.5	45	27	44	35	49	450	20.5
2021 *	LVA	32	32	1021	207	466	.444	1	1	1.000	206	465	.443	.445	169	193	.876	63	235	298	9.3	98	28	40	46	49	584	18.3
2022 *	LVA	36	36	1080	260	519	.501	31	83	.373	229	436	.525	.531	152	187	.813	66	273	339	9.4	75	52	70	61	76	703	19.5
2023 *	LVA	30	30	907	231	430	.537	5	23	.217	226	407	.555	.543	169	214	.790	62	227	289	9.6	59	41	65	43	65	636	21.2
Career		179	178	5455	1267	2621	.483	37	108	.343	1230	2513	.489	.490	914	1137	.804	334	1212	1546	8.6	398	189	319	288	359	3485	19.5



## JACKIE YOUNG

#0

Guard

5-11

Notre Dame '19

5th Year

### WNBA Career

- 2022 WNBA Championship
- 2022 WNBA Most Improved Player Award Winner
- 2023 & 2022 WNBA All-Star
- 1-time Western Conference Player of the Week

### International Career

- 2020 Olympic gold medalist (USA 3x3)

### Collegiate Career

- 2019 NCAA Champion
- 2019 ACC Tournament MVP

### High School Career

- 2016 Naismith Player of the Year
- 2016 Indiana's Miss Basketball

### 2023 (Las Vegas)

- All-Star Game starter...Scored a career-high 30 points (12-18 FGs, 4-7 3pt FGs, 2-4 FTs) at Los Angeles on May 25...

### 2022 (Las Vegas)

- Led or tied for the team lead in scoring 5 times, in assists 7 times, and in rebounds 3 times ... Named Western Conference Player of the Week for May 16-22 ... Injured her ankle early in the 4th Q vs. CT on 6/2 ... DNP 6/5 and 6/11 (right ankle sprain) ... Named to her first All-Star Team as a starter (2nd leading vote-getter among guards)

### 2021 (Las Vegas)

- Led or tied for the team lead in assists 5 times, in scoring 4 times, and in rebounding 2 times

### 2020 (Las Vegas)

- Led or tied for the team lead in scoring on 2 occasions, in rebounding 2 times, and in assists 3 times

### 2019 (Las Vegas)

- Led or tied for the team lead in assists on 18 occasions, and in scoring 1 time

### Collegiate Honors & Notes (Notre Dame)

- Ranked 3rd in the nation among guards in FG% ... Was one of only 4 players in the nation to average more than 14.0 points, 7.0 rebounds and 5.0 assists during her final year at Notre Dame

### Go to Jackie Young's complete bio online

- Online bio includes items such as expanded WNBA statistics, more notes, college, international and USA Basketball statistics, and more!

### Team Record Without

Year	Games Missed	Record With	Record Without
2019	0	21-13	0-0
2020	0	18- 4	0-0
2021	0	24- 8	0-0
2022	2	24-10	2-0
2023	0	27- 3	0-0
<b>Totals</b>	<b>2</b>	<b>114-38</b>	<b>2-0</b>

# PLAYER PROFILES



## Season Highs

	PTS	REBS	ASTS	STLS	BLKS	MIN	FG	FGA	3G	3GA	FT	FTA
2019	17	10	10	3	2	35:08	5	14	2	3	9	12
2020	20	7	9	4	1	32:42	8	15	1	2	5	6
2021	29	10	6	4	2	40:27	14	19	1	3	10	10
2022	26	9	9	3	2	41:21	9	19	4	7	8	8
2023	30	8	8	4	1	37:31	12	21	5	9	8	9

## WNBA Rankings

	PPG	RPG	APG	SPG	BPG	MPG	FG%	3G%	FT%
2019	---	---	---	---	---	---	---	---	---
2020	---	---	23rd	---	---	---	16th	---	---
2021	25th	---	18th	23rd	---	11th	11th	---	21st
2022	12th	---	14th	13th	---	3rd	22nd	3rd	13th

## Milestones

Mark	Opponent	Date	Gm. #
1st Pt	Los Angeles	May 26, 2019	1
1,000th Pt	Los Angeles	May 23, 2022	96
500th Ast	New York	June 29, 2023	137
600th Reb	Atlanta	Aug. 13, 2023	152

## Upcoming Milestones

Mark	Category	Current
2,000	Points	1,956
600	Rebounds	601
600	Assists	560
200	Steals	165

	Reb	Asts	Double Doubles			Scoring			
Year	10+	10+	Pt/Reb	Pt/Ast	Reb-Ast	Year	10+	20+	30+
2019	1	1	0	0	1	2019	7	0	0
2020	0	0	0	0	0	2020	12	2	0
2021	2	0	2	0	0	2021	21	4	0
2022	0	0	0	0	0	2022	30	11	0
2023	0	0	0	0	0	2023	29	12	1
Totals	3	1	2	0	1	Totals	99	29	1

## Regular Season Highs

2023						CAREER			
PTS	30	@ Los Angeles		May 25		PTS	30	@ Los Angeles	May 25, 2023
REBS	8	@ Seattle		July 20		REBS	11	@ Seattle	May 18, 2021
ASTS	8	2x, last @ Minnesota		July 9		ASTS	10	2x, last vs. Phoenix	Aug. 20, 2019
STLS	4	2x, last vs Atlanta		August 1		STLS	4	4x, last vs. Atlanta	Aug. 1, 2023
BLKS	1	4x, last vs. Dallas		July 30		BLKS	2	4x, last vs. Chicago	May 28, 2022
MINS	37:31	@ Chicago		July 25		MINS	41	Washington	June 25, 2022

## Career Regular Season Statistics

Year	Tm	G	GS	MP	FG	FGA	FG%	3P	3PA	3P%	2P	2PA	2P%	eFG%	FT	FTA	FT%	OR	DR	REB	RPG	A	S	B	TO	PF	PTS	PPG
2019	LVA	34	34	767	76	236	.322	14	44	.318	62	192	.323	.352	59	73	.808	23	88	111	3.3	153	26	12	53	47	225	6.6
2020	LVA	22	0	568	93	189	.492	3	13	.231	90	176	.511	.500	52	61	.852	18	77	95	4.3	67	15	2	35	39	241	11.0
2021	LVA	32	32	1018	155	307	.505	5	20	.250	150	287	.523	.513	75	90	.833	21	110	131	4.1	103	36	11	47	58	390	12.2
2022 *	LVA	34	34	1129	191	401	.476	50	116	.431	141	285	.495	.539	110	128	.859	43	105	148	4.4	132	48	8	43	81	542	15.9
2023 *	LVA	30	30	941	198	368	.538	72	152	.474	126	216	.583	.636	90	108	.833	16	101	117	3.9	108	42	4	50	49	558	18.6
Career		152	130	4421	713	1500	.475	144	345	.417	569	1155	.493	.523	386	460	.839	120	481	601	4.0	563	167	37	228	274	1956	12.9



# COMMISSIONER'S CUP HISTORY

## MVP

2022: Chelsea Gray

2021: Breanna Stewart

## Individual Records

RECORD	#	PLAYER	YEAR	TEAM
Points	24	Kelsey Plum	2022	Las Vegas
Rebounds	17	A'ja Wilson	2022	Las Vegas
Assists	6	Kelsey Plum	2022	Las Vegas
	6	Julie Allemand	2022	Chicago
Steals	4	Breanna Stewart	2021	Seattle
Blocks	6	A'ja Wilson	2022	Las Vegas

## Team Records

RECORD	#	TEAM	YEAR	OPPONENT
Points	93	Las Vegas	2022	Chicago
Rebounds	40	Las Vegas	2022	Chicago
	40	Chicago	2022	Las Vegas
Assists	24	Chicago	2022	Las Vegas
Steals	14	Seattle	2021	Connecticut
Blocks	9	Las Vegas	2022	Chicago

## 2023 COMMISSIONER'S CUP FINAL STANDINGS

### Eastern Conference

Team	W	L	DIFF	GB
1. *New York	7	3	47	-
2. Connecticut	7	3	45	-
3. Atlanta	6	4	-7	1
4. Washington	5	5	17	2
5. Chicago	3	7	-68	4
6. Indiana	2	8	-34	5

### Western Conference

Team	W	L	DIFF	GB
1. Las Vegas	9	1	207	-
2. Dallas	6	4	38	3
3. Minnesoga	5	5	-65	4
4. Los Angeles	5	5	6	4
5. Seattle	4	6	-52	5
6. Phoenix	1	9	-134	8

*Clinched the No. 1 seed by virtue of its 2-0 record over Connecticut in 2023 CC games.

## WOMEN'S NATIONAL BASKETBALL ASSOCIATION

Thursday, August 12, 2021 Footprint Center, Phoenix, AZ  
Officials: #55 Eric Brewton, #13 Cheryl Flores, #5 Tiara Cruse

## OFFICIAL SCORER'S REPORT FINAL BOX

Game Duration: 1:50  
Attendance: 5006

### VISITOR: Connecticut Sun (0-1)

	POS	MIN	FG	FGA	3P	3PA	FT	FTA	OR	DR	TOT	A	PF	ST	TO	BS	+/-	PTS
24 DeWanna Bonner	F	20:21	4	10	1	3	2	2	0	0	0	1	1	0	2	1	-19	11
42 Brianna Jones	F	22:23	3	9	0	1	1	2	2	3	5	1	1	1	4	1	-17	7
35 Jonquel Jones	C	27:40	5	15	0	2	0	0	5	6	11	1	2	1	3	1	-29	10
20 Briann January	G	23:05	2	8	1	4	0	0	0	1	1	2	3	1	1	0	-31	5
5 Jasmine Thomas	G	23:05	0	7	0	1	0	0	0	4	4	3	0	1	3	0	-10	0
2 Natisha Hiedeman		22:27	4	9	3	6	0	0	0	5	5	0	0	1	4	0	-6	11
1 Beatrice Mompremier		14:23	2	3	0	0	1	2	2	1	3	1	1	0	0	2	5	5
3 Kaila Charles		19:39	2	4	0	0	2	2	0	2	2	0	3	0	1	0	-3	6
4 Stephanie Jones		15:34	0	1	0	0	0	0	3	1	4	1	0	0	0	0	-3	0
21 Dijonai Carrington		11:23	1	4	0	1	0	0	0	1	1	1	0	2	2	0	3	2
		200:00	23	70	5	18	6	8	12	24	36	11	11	7	20	5	-22	57
			32.9%		27.8%		75%				TM REB: 14							TOT TO: 26 (25 PTS)

### HOME: SEATTLE STORM (1-0)

	POS	MIN	FG	FGA	3P	3PA	FT	FTA	OR	DR	TOT	A	PF	ST	TO	BS	+/-	PTS
33 Katie Lou Samuelson	F	14:42	1	6	0	3	0	0	0	2	2	1	0	1	1	0	6	2
30 Breanna Stewart	F	26:43	6	8	3	4	2	3	1	3	4	3	0	4	1	3	27	17
2 Mercedes Russell	C	18:12	3	3	0	0	0	0	0	7	7	0	3	0	2	1	24	6
24 Jewell Loyd	G	23:54	6	11	1	3	3	2	1	3	3	1	1	1	1	0	23	16
10 Sue Bird	G	18:27	4	6	2	4	0	0	0	1	1	5	1	2	2	0	22	10
21 Jordin Canada		25:17	2	8	0	1	2	2	1	2	3	4	1	3	6	0	4	6
7 Stephanie Talbot		11:30	2	2	1	1	0	0	0	0	0	0	0	0	0	0	19	5
11 Epiphany Prince		08:26	3	5	1	2	0	0	0	2	2	1	1	0	0	0	6	7
13 Ezi Magbegor		21:48	3	7	0	0	2	2	1	3	1	2	2	2	1	0	-2	6
8 Kennedy Burke		13:17	1	5	0	3	0	2	0	0	0	0	1	0	0	1	-5	2
23 Kiana Williams		09:20	0	2	0	2	0	0	0	0	0	0	0	1	1	0	-8	0
22 Cierra Burdick		08:24	1	2	0	0	0	0	1	0	1	0	1	0	0	1	-6	2
		200:00	32	65	8	23	7	12	7	19	26	18	11	14	16	7	22	79
			49.2%		34.8%		58.3%				TM REB: 11							TOT TO: 17 (16 PTS)

SCORE BY PERIOD	1	2	3	4	FINAL
Sun	18	17	5	17	57
STORM	28	18	22	11	79

Inactive: Sun - Thomas

Inactive: Storm -

Points in the Paint: Sun 32 (16/42), STORM 36 (18/28)

2nd Chance Points: Sun 13 (5/13), STORM 11 (5/7)

Fast Break Points: Sun 10 (4/7), STORM 15 (6/12)

Biggest Lead: Sun 0, STORM 31

Lead Changes: 0

Times Tied: 1

## WOMEN'S NATIONAL BASKETBALL ASSOCIATION

Tuesday, July 26, 2022 Wintrust Arena, Chicago, IL  
Officials: #34 Maj Forsberg, #7 Billy Smith, #16 Isaac Barnett

## OFFICIAL SCORER'S REPORT FINAL BOX

Game Duration: 1:57  
Attendance: 8922

### VISITOR: Las Vegas Aces (1-0)

	POS	MIN	FG	FGA	3P	3PA	FT	FTA	OR	DR	TOT	A	PF	ST	TO	BS	+/-	PTS
0 Jackie Young	F	34:26	8	13	0	0	2	3	2	4	6	2	2	1	1	0	11	18
5 Dearica Hamby	F	22:48	3	4	0	1	3	4	1	2	3	5	0	1	1	0	12	9
22 A'ja Wilson	C	32:51	7	17	1	2	2	4	6	11	17	2	1	2	2	6	5	17
10 Kelsey Plum	G	34:32	8	17	6	9	2	2	0	2	2	6	1	2	4	0	4	24
12 Chelsea Gray	G	32:24	8	15	2	4	1	2	0	4	4	5	3	1	5	1	13	19
2 Riquna Williams		17:22	2	5	0	3	0	0	0	1	1	0	2	2	0	1	-2	4
21 Ilana Rupert		06:05	0	2	0	2	0	0	0	0	0	0	0	2	0	0	2	0
41 Kiah Stokes		17:10	1	1	0	0	0	0	2	5	7	0	1	0	1	1	1	2
55 Theresa Plaisance		02:22	0	0	0	0	0	0	0	0	0	0	0	1	0	1	0	4
1 Kierstan Bell	DNP - Coach's Decision																	
51 Sydney Colson	DNP - Coach's Decision																	
4 Aisha Sheppard	DNP - Coach's Decision																	
		200:00	37	74	9	21	10	15	11	29	40	20	13	9	15	9	10	93
			50%		42.9%		66.7%			TM REB: 7								TOT TO: 15 (18 PTS)

### HOME: CHICAGO SKY (0-1)

	POS	MIN	FG	FGA	3P	3PA	FT	FTA	OR	DR	TOT	A	PF	ST	TO	BS	+/-	PTS
2 Kahleah Copper	F	32:40	8	18	0	3	2	3	3	5	8	3	5	1	2	0	-1	18
33 Emma Meesseman	F	23:26	7	13	1	4	3	3	0	4	4	3	5	1	3	0	-4	18
3 Candace Parker	C	33:37	7	16	3	7	3	4	5	9	14	4	4	1	2	1	-9	20
14 Allie Quigley	G	22:54	1	7	1	5	0	0	0	2	2	2	1	0	0	1	-17	3
22 Courtney Vandersloot	G	21:34	4	10	0	4	0	0	0	1	1	4	1	2	3	1	-12	8
30 Azura Stevens		22:57	2	5	1	3	2	2	1	5	6	0	1	1	2	0	-7	7
35 Rebekah Gardner		24:26	3	7	0	1	3	4	3	2	5	2	2	0	0	0	-2	9
20 Julie Allemand		18:26	0	3	0	3	0	0	0	0	0	6	0	1	0	0	2	0
11 Dana Evans	DNP - Coach's Decision																	
24 Ruthy Hebard	DNP - Coach's Decision																	
28 Li Yueru	DNP - Coach's Decision																	
200:00			32	79	6	30	13	16	12	28	40	24	19	7	12	3	-10	83
			40.5%		20%		81.2%				TM REB: 5							TOT TO: 13 (18 PTS)

SCORE BY PERIOD	1	2	3	4	FINAL
Aces	33	15	22	23	93
SKY	14	20	26	23	83

Inactive: Aces -

Inactive: Sky -

Points in the Paint: Aces 40 (20/36), SKY 42 (21/39)

2nd Chance Points: Aces 15 (7/13), SKY 12 (4/12)

Fast Break Points: Aces 18 (8/13), SKY 12 (3/10)

Biggest Lead: Aces 23, SKY 0

Lead Changes: 0

Times Tied: 0



# 2023 REGULAR SEASON STATISTICS



## LAS VEGAS ACES (27-3)

PLAYER	GP-GS	MIN	FGM-FGA	FG%	3-POINT		FTM-FTA	FT%	----- REBOUNDS -----				AST	PF-DQ	STL	TO	BLK	PTS/AVG
					FGM-FGA	FG%			OFF	DEF	TOT/AVG							
Wilson, A	30-30	907:02	231 - 430	53.7	5-23	21.7	169 - 214	79.0	62	227	289/9.6	59	65-0	42	43	65	636/21.2	
Plum, K	29-29	923:36	193 - 395	48.9	67-173	38.7	97 - 106	91.5	7	67	74/2.6	129	66-0	29	63	0	550/19.0	
Young, J	30-30	941:22	198 - 368	53.8	72-152	47.4	90 - 108	83.3	16	101	117/3.9	108	49-0	42	50	4	558/18.6	
Gray, C	30-30	955:13	166 - 330	50.3	50-111	45.0	68 - 74	91.9	7	98	105/3.5	207	57-0	43	77	18	450/15.0	
Parker, C	18-18	425:26	60 - 129	46.5	17-51	33.3	25 - 28	89.3	16	81	97/5.4	67	35-0	27	31	16	162/9.0	
Clark, A	29-1	641:19	71 - 144	49.3	38-88	43.2	17 - 21	81.0	17	76	93/3.2	30	63-0	17	20	4	197/6.8	
Bell, K	27-0	318:37	46 - 119	38.7	19-63	30.2	5 - 8	62.5	6	32	38/1.4	11	33-0	13	9	4	116/4.3	
Stokes, K	30-12	597:19	31 - 66	47.0	4-20	20.0	9 - 17	52.9	34	147	181/6.0	18	54-0	18	11	34	75/2.5	
George, C	22-0	184:24	21 - 71	29.6	9-41	22.0	0 - 1	0.0	11	29	40/1.8	9	25-0	6	21	4	51/2.3	
Coates, A	4-0	17:22	3 - 4	75.0	0-0	0.0	1 - 2	50.0	1	4	5/1.3	0	6-1	1	6	0	7/1.8	
Colson, S	20-0	82:09	6 - 12	50.0	2-5	40.0	3 - 4	75.0	1	6	7/0.4	19	15-0	4	3	1	17/0.9	
Joens, A	2-0	06:19	0 - 1	0.0	0-1	0.0	0 - 0	0.0	0	0	0/0.0	0	0-0	0	0	0	0/0.0	
ACES	30	6000	1026 - 2069	49.6	283-728	38.9	484 - 583	83.0	178	868	1251/41.7	657	468-1	242	355	150	2819/9.4	
OPPONENTS	30	6000	912 - 2150	42.4	222-652	34.0	343 - 459	74.7	244	785	1245/41.5	584	534-0	186	411	93	2389/79.6	

PLAYER	---- SINGLE GAME HIGHS ----							---- AVERAGE PER GAME ----							---- AVERAGE PER 48 MIN ----						
	MIN	REB	AST	STL	TO	BLK	PTS	MIN	REB	AST	STL	TO	BLK	PTS	REB	AST	STL	TO	BLK	PTS	
Wilson, A	36:27	15	5	5	4	6	40	30.2	9.6	2.0	1.40	1.4	2.17	21.2	12.7	2.6	1.85	1.9	2.87	28.0	
Plum, K	36:27	6	10	5	4	0	40	31.8	2.6	4.4	1.00	2.2	0.00	19.0	3.2	5.6	1.26	2.7	0.00	23.8	
Young, J	37:32	8	8	4	5	1	30	31.4	3.9	3.6	1.40	1.7	0.13	18.6	5.0	4.6	1.78	2.1	0.17	23.7	
Gray, C	37:09	8	12	4	6	2	27	31.8	3.5	6.9	1.43	2.6	0.60	15.0	4.4	8.7	1.80	3.2	0.75	18.8	
Parker, C	26:29	12	8	5	5	3	15	23.6	5.4	3.7	1.50	1.7	0.89	9.0	9.1	6.3	2.54	2.9	1.50	15.2	
Clark, A	35:08	8	4	2	4	1	12	22.1	3.2	1.0	0.59	0.7	0.14	6.8	5.8	1.9	1.06	1.2	0.25	12.3	
Bell, K	19:24	5	2	2	2	2	15	11.8	1.4	0.4	0.48	0.3	0.15	4.3	4.8	1.4	1.63	1.1	0.50	14.6	
Stokes, K	31:21	17	2	3	2	4	7	19.9	6.0	0.6	0.60	0.4	1.13	2.5	12.1	1.2	1.21	0.7	2.28	5.0	
George, C	20:56	5	2	3	4	2	11	8.4	1.8	0.4	0.27	1.0	0.18	2.3	8.7	2.0	1.30	4.6	0.87	11.1	
Coates, A	07:09	3	0	1	4	0	3	4.3	1.3	0.0	0.25	1.5	0.00	1.8	11.5	0.0	2.30	13.8	0.00	16.1	
Colson, S	10:00	2	3	1	1	1	5	4.1	0.4	1.0	0.20	0.2	0.05	0.9	3.4	9.3	1.95	1.5	0.49	8.3	
Joens, A	03:34	0	0	0	0	0	0	3.2	0.0	0.0	0.00	0.0	0.00	0.0	0.0	0.0	0.00	0.0	0.00	0.0	

## NEW YORK LIBERTY (24-6)

PLAYER	GP-GS	MIN	FGM-FGA	FG%	3-POINT		FTM-FTA	FT%	---- REBOUNDS ----				AST	PF-DQ	STL	TO	BLK	PTS/AVG
					FGM-FGA	FG%			OFF	DEF	TOT/AVG							
Stewart, B	30-30	1031:46	235 - 504	46.6	64-168	38.1	164 - 192	85.4	47	228	275/9.2	114	62-0	46	48	46	698/23.3	
Ionescu, S	28-28	889:39	149 - 366	40.7	101-226	44.7	71 - 81	87.7	25	139	164/5.9	164	49-0	26	73	9	470/16.8	
Jones, J	30-30	751:24	141 - 256	55.1	29-73	39.7	53 - 62	85.5	78	175	253/8.4	53	92-0	13	66	36	364/12.1	
Laney, B	30-30	881:26	137 - 283	48.4	43-109	39.4	25 - 35	71.4	19	80	99/3.3	70	64-0	25	51	2	342/11.4	
Vandersloot, C	29-29	879:29	115 - 262	43.9	24-83	28.9	40 - 53	75.5	15	87	102/3.5	233	63-1	36	80	20	294/10.1	
Johannès, M	26-3	479:10	65 - 165	39.4	40-117	34.2	5 - 7	71.4	7	30	37/1.4	42	41-0	21	39	1	175/6.7	
Thornton, K	30-0	512:19	54 - 118	45.8	21-60	35.0	23 - 30	76.7	35	72	107/3.6	19	54-0	21	13	8	152/5.1	
Dolson, S	13-0	159:09	18 - 33	54.5	2-9	22.2	8 - 10	80.0	7	18	25/1.9	17	30-0	1	16	6	46/3.5	
Sabally, N	28-0	239:45	23 - 54	42.6	2-9	22.2	22 - 28	78.6	18	46	64/2.3	6	36-1	3	16	7	70/2.5	
Prince, E	10-0	71:16	6 - 15	40.0	3-10	30.0	3 - 3	100	1	5	6/0.6	8	6-0	2	7	1	18/1.8	
Willoughby, J	23-0	136:13	8 - 22	36.4	5-11	45.5	2 - 2	100	6	7	13/0.6	9	12-0	3	4	0	23/1.0	
Han, X	5-0	18:27	2 - 9	22.2	0-4	0.0	0 - 0	0.0	1	1	2/0.4	0	1-0	1	2	1	4/0.8	
LIBERTY	30	6050	953 - 2087	45.7	334-879	38.0	416 - 503	82.7	259	888	1352/45.1	735	510-2	198	438	137	2656/88.5	
OPPONENTS	30	6050	894 - 2127	42.0	221-643	34.4	412 - 527	78.2	246	755	1217/40.6	564	518-3	200	386	104	2421/80.7	

PLAYER	---- SINGLE GAME HIGHS ----							---- AVERAGE PER GAME ----							---- AVERAGE PER 48 MIN ----						
	MIN	REB	AST	STL	TO	BLK	PTS	MIN	REB	AST	STL	TO	BLK	PTS	REB	AST	STL	TO	BLK	PTS	
Stewart, B	40:38	14	7	6	4	4	45	34.4	9.2	3.8	1.53	1.6	1.53	23.3	10.7	4.4	1.78	1.9	1.78	27.1	
Ionescu, S	38:05	12	12	3	6	3	37	31.8	5.9	5.9	0.93	2.6	0.32	16.8	7.4	7.4	1.17	3.3	0.40	21.1	
Jones, J	31:35	17	4	2	5	4	27	25.0	8.4	1.8	0.43	2.2	1.20	12.1	13.5	2.8	0.69	3.5	1.92	19.4	
Laney, B	36:15	9	5	3	4	1	22	29.4	3.3	2.3	0.83	1.7	0.07	11.4	4.5	3.2	1.13	2.3	0.09	15.5	
Vandersloot, C	38:10	8	14	7	6	3	23	30.3	3.5	8.0	1.24	2.8	0.69	10.1	4.6	10.6	1.64	3.6	0.91	13.4	
Johannès, M	33:27	6	4	3	4	1	18	18.4	1.4	1.6	0.81	1.5	0.04	6.7	3.1	3.5	1.75	3.3	0.08	14.6	
Thornton, K	27:12	8	3	2	2	2	12	17.1	3.6	0.6	0.70	0.4	0.27	5.1	8.4	1.5	1.64	1.0	0.62	11.9	
Dolson, S	17:38	4	5	1	2	1	10	12.2	1.9	1.3	0.08	1.2	0.46	3.5	6.3	4.3	0.25	4.0	1.51	11.6	
Sabally, N	15:41	7	2	1	4	2	8	8.6	2.3	0.2	0.11	0.6	0.25	2.5	10.7	1.0	0.50	2.7	1.17	11.7	
Prince, E	21:51	2	2	2	3	1	8	7.1	0.6	0.8	0.20	0.7	0.10	1.8	3.4	4.5	1.12	3.9	0.56	10.1	
Willoughby, J	12:12	2	2	1	2	0	5	5.9	0.6	0.4	0.13	0.2	0.00	1.0	3.8	2.6	0.88	1.2	0.00	6.8	
Han, X	07:04	1	0	1	1	1	2	3.7	0.4	0.0	0.20	0.4	0.20	0.8	4.3	0.0	2.17	4.3	2.17	8.7	

# Las Vegas Aces

## MEDIA CHEAT SHEET



**KIERSTAN BELL**  
G 6-1 176  
FGCU 2nd Yr.



**ALYSHA CLARK**  
F 5-11 167  
Middle Tenn. 11th Yr.



**SYDNEY COLSON**  
G 5-8 140  
Texas A&M 9th Yr.



**CAYLA GEORGE**  
C/F 6-4 192  
Australia 4th Yr.




**CHELSEA GRAY**  
G 5-11 170  
Duke 9th Yr.



**ALAINA COATES**  
C 6-4 205  
South Carolina 5th Yr.




**CANDACE PARKER**  
F/C 6-4 184  
Tennessee 16th Yr.



**KELSEY PLUM**  
G 5-8 145  
Washington 6th Yr.




**KIAHA STOKES**  
C 6-3 191  
Connecticut 8th Yr.




**RIQUNA WILLIAMS**  
G 5-7 165  
Miami 11th Yr.



**A'JA WILSON**  
F 6-4 195  
South Carolina 6th Yr.



**JACKIE YOUNG**  
G 6-0 165  
Notre Dame 5th Yr.



**BECKY HAMMON**  
Head Coach



**NATALIE NAKASE**  
Assistant Coach




**TYLER MARSH**  
Assistant Coach



**CHARLENE THOMAS-SWINSON**  
Assistant Coach



**TERA GIROUX**  
Assistant Medical Director



**BANDELE TALIB JR.**  
Head Athletic Trainer



**JEREMIAH WELCH**  
Performance Coach



**KRISTIN MOORE**  
Equipment Manager

### PRONUNCIATION GUIDE

- 1 Kierstan Bell
- 7 Alysha Clark
- 81 Alaina Coates
- 41 Kiaha Stokes
- 2 Riquna Williams
- 22 A'ja Wilson

Natalie Nakase  
Tera Giroux  
Bandele Talib

### PRO-NUN-C-A-SHUN GUYD

KEER-stin  
uh-LEE-sha  
uh-LAY-uh COATS  
KEE-uh  
rih-QWAHN-uh  
A-zhuh (like the continent, Asia)

nuh-KAH-say  
TAIR-up guh-ROO  
ban-DELL tah-LEEB