



Las Vegas Aces (26-3) vs. Atlanta Dream (15-15)

August 13, 2023 | Michelob ULTRA Arena | Las Vegas, NV | 6 pm PT | TV: CBS Sports Network, FOX 5 & SSEN

Game #30, Home Game #15

Aces Media Relations—John Maxwell, (951) 203-3208, jmaxwell@lasvegasaces.com

Caroline Williams (725) 289-8896, cwilliams@lasvegasaces.com

2023 Schedule/Results

| Date | Opponent | Time/Result |
|-----------|--|-------------|
| May | | |
| 20 | @ Seattle (ABC) | W 105-64 |
| 25 | @ Los Angeles (CBS SN) | W 94-85 |
| 27 | Los Angeles (NBA TV) | W 93-65 |
| 28 | Minnesota (CBS Sports Network) | W 94-73 |
| June | | |
| 2 | @ Atlanta (ION) | W 92-87 |
| 4 | @ Indiana (CBS Sports Network) | W 84-80 |
| 6 | @ Connecticut | W 90-84 |
| 8 | @ Connecticut (Amazon Prime) | L 77-94 |
| 11 | Chicago (ESPN3) | W 93-80 |
| 15 | Seattle (Amazon Prime) | W 96-63 |
| 18 | Minnesota (NBA TV) | W 93-62 |
| 21 | @ Phoenix (NBA TV) | W 99-79 |
| 24 | Indiana (NBA TV) | W 101-88 |
| 26 | Indiana (CBS Sports Network) | W 88-80 |
| 29 | New York (Amazon Prime) | W 98-81 |
| July | | |
| 1 | Connecticut (ABC) | W 102-84 |
| 5 | Dallas | W 89-82 |
| 7 | @ Dallas (ION) | L 78-80 |
| 9 | @ Minnesota | W 113-89 |
| 11 | Phoenix (CBS Sports Network) | W 98-72 |
| 12 | @ Los Angeles (CBS Sports Network) | W 97-78 |
| 20 | @ Seattle (Amazon Prime) | W 79-63 |
| 22 | @ Minnesota (ESPN) | W 98-81 |
| 25 | @ Chicago (ESPN) | W 107-95 |
| 30 | Dallas (CBS Sports Network) | W 104-91 |
| August | | |
| 1 | Atlanta | W 98-81 |
| 6 | @ New York (ABC) | L 61-99 |
| 8 | @ Dallas (CBS Sports Network) | W 104-84 |
| 11 | Washington (ION) | W 113-89 |
| 13 | Atlanta (CBS Sports Network) | 6:00 pm |
| | Commissioner's Cup Championship | |
| 15 | New York (Amazon Prime) | 6:00 pm |
| 17 | New York (Amazon Prime) | 7:00 pm |
| 19 | Los Angeles (ABC) | 12:00 pm |
| 22 | @ Atlanta (CBS Sports Network) | 4:00 pm |
| 24 | @ Chicago (NBA TV) | 5:00 pm |
| 26 | @ Washington (NBA TV) | 4:00 pm |
| 28 | @ New York (ESPN2) | 4:00 pm |
| 31 | Washington (Amazon Prime) | 7:00 pm |
| September | | |
| 2 | Seattle (NBA TV) | 6:00 pm |
| 8 | @ Phoenix (ION) | 7:00 pm |
| 10 | \$ Phoenix (ESPN2) | 12:00 pm |

\$ To be played at T-Mobile Arena
Commissioner's Cup Games in Blue
All times Pacific and subject to change



Kierstan Bell
Alysha Clark
Alaina Coates
Sydney Colson
Cayla George
Candace Parker
Riquna Williams

Hole Cards

| Jackie Young | F | 5th Year | | 6-0 | Notre Dame '19 | | | |
|------------------------------|--|----------|------|-------|----------------|------|------|------|
| | PPG | RPG | APG | SPG | BPG | FG% | 3P% | FT% |
| 2023 | 18.7 | 3.8 | 3.6 | 1.4 | 0.14 | .541 | .480 | .835 |
| Career | 12.8 | 3.9 | 3.7 | 1.1 | 0.2 | .475 | .419 | .840 |
| 2023 Ranks | 9th | --- | 18th | *11th | --- | 7th | 1st | 25th |
| Career Notes | 2022 WNBA Champ • 2-time All-Star • 2022 Most Improved Player • 2022 1st Team • 2020 U.S. Olympic gold (3x3) • 2019 All-Rookie | | | | | | | |

| A'ja Wilson | C | 6th Year | | 6-4 | South Carolina '18 | | | |
|-----------------------------|---|----------|-----|------|--------------------|------|------|------|
| | PPG | RPG | APG | SPG | BPG | FG% | 3P% | FT% |
| 2023 | 21.2 | 9.7 | 1.9 | 1.24 | 2.17 | .544 | .227 | .794 |
| Career | 19.5 | 8.6 | 2.2 | 1.0 | 1.8 | .484 | .346 | .805 |
| 2023 Ranks | 4th | 2nd | --- | 17th | 1st | 6th | --- | --- |
| Career Notes | 2022 WNBA Champ • 2020, 2022 M'VP • 5-time All-Star • 3-time All-WNBA honoree • 2018 Rookie of Year • 2020 U.S. Olympic gold & 2-time WC gold (5x5) | | | | | | | |

| Kiah Stokes | C | 9th Year | | 6-3 | Connecticut '15 | | | |
|-----------------------------|---|----------|-----|-----|-----------------|------|------|------|
| | PPG | RPG | APG | SPG | BPG | FG% | 3P% | FT% |
| 2023 | 2.4 | 5.8 | 0.6 | 0.6 | 1.1 | .483 | .176 | .529 |
| Career | 4.1 | 5.8 | 0.7 | 0.5 | 1.1 | .513 | .221 | .680 |
| 2023 Ranks | --- | 19th | --- | --- | 14th | --- | --- | --- |
| Career Notes | 2022 WNBA Champ • 2015 All-Defensive second team • 2015 All-Rookie Team | | | | | | | |

| Kelsey Plum | G | | 6th Year | | 5-8 | Washington '17 | | |
|-----------------------------|---|-----|----------|------|-----|----------------|------|------|
| | PPG | RPG | APG | SPG | BPG | FG% | 3P% | FT% |
| 2023 | 19.2 | 2.5 | 4.5 | 0.96 | 0.0 | .495 | .389 | .913 |
| Career | 13.4 | 2.5 | 4.0 | 0.8 | 0.1 | .436 | .397 | .884 |
| 2023 Ranks | 7th | --- | 11th | --- | --- | 14th | 17th | 6th |
| Career Notes | 2022 WNBA Champ • 2022 All-WNBA 1st Team • 2022 All-Star MVP • 2-time All-Star • 2021 6th PoY • 2020 U.S. Olympic gold (3x3) • 2-time USA WC gold (5x5) | | | | | | | |

| <u>Chelsea Gray</u> | G | 9th Year | | 5-11 | Duke '14 | | | |
|---------------------|--|----------|-----|------|----------|------|------|------|
| | PPG | RPG | APG | SPG | BPG | FG% | 3P% | FT% |
| 2023 | 15.1 | 3.5 | 6.9 | 1.4 | 0.55 | .506 | .463 | .914 |
| Career | 12.2 | 3.1 | 4.9 | 1.1 | 0.2 | .466 | .390 | .869 |
| 2023 Ranks | 21st | --- | 3rd | 9th | 30th | 10th | 2nd | 4th |
| Career Notes | 2016, 2022 WNBA Champ • 2022 Finals MVP • 5-time All-Star • 2017, 2019 All-W Teams (2nd, 1st) • 2020 U.S. Olympic gold (5x5), 2022 USA WC gold (5x5) | | | | | | | |

The Turn

| | | | | |
|---|-----------|------|--------------------|----------------------------|
| G | 2nd Year | 6-1 | FGCU '22 | 4.3 ppg, 1.3 rpg |
| F | 10th Year | 5-11 | Middle Tenn. '10 | 6.8 ppg, 3.2 rpg, .432 3P% |
| C | 5th Year | 6-4 | South Carolina '17 | 2.3 ppg, 1.3 rpg |
| G | 9th Year | 5-8 | Texas A&M '11 | 0.8 ppg, 0.2 rpg, 1.0 apg |
| C | 4th Year | 6-4 | Australia | 1.9 ppg, 1.9 rpg |
| F | 16th Year | 6-4 | Tennessee '08 | 9.0 ppg, 5.4 rpg, 3.7 apg |
| G | 11th Year | 5-7 | Miami '12 | DNP |



CONGRATULATIONS!

If you are reading this, it means that you have made the wise decision to cover a WNBA game featuring the defending WNBA Champion Las Vegas Aces. Odds are, you a member of one of the most prestigious media outlets in the nation, and a talented print, radio or television personality.

Regardless of how these Game Notes came into your possession, welcome to year 6 of the Las Vegas Aces—our first as the defending WNBA Champs.

These Game Notes are designed to simplify your coverage of the Aces, but in a society that now likes to communicate in ~~140 280-~~ characters or less, 30-second Tik Tok videos, even a modest-sized set of Game Notes like this one can be intimidating.

Over the rest of this page, we will walk you through the complexities of this document to further enhance your ability to cover the most entertaining team in the WNBA.

Before we begin, we want you to know that we've gone interactive with notes this year. Embedded links will take you to the interweb page that contains more information on each note or tidbit of information. Click through to your heart's content!

So let's get started. These notes are divided into 3 primary sections: Season Notes, Individual Player Profiles and Statistics.

Statistics

Let's take these items in reverse order. If all you need are our season statistics, just flip to the end of these notes. Both team's stats are always located on the second to last page.

There is also a separate statistical packet in a different document with more detailed information about both teams.

The back page is the Media Cheat Sheet roster, complete with head shots to help you quickly identify our players.

What about box scores? Some folks like to see the box score from the previous games in Game Notes, while some folks like to peruse all of that season's box scores. Some like to see the box scores from previous meetings between the two teams playing today.

Given all these possibilities, with the exception of 2023 games between the two teams playing today, we have decided not to include any box scores ~~because we are lazy~~ in an effort to rid the planet of unnecessary paper waste. All WNBA box scores (PDFs) are located online and can be [downloaded here](#).

Individual Player Profiles

Each player on the roster has at least one page of info in this doc.

Included in these are ...

- Notes from the 2023 season
- Notes from previous seasons
- Streaks that paint a statistical picture of the player's most recent efforts.
- Single-season and career highs.
- Career Stats
- Links to a more robust bio online

Additional information is available on each player's online biography, linked from various spots in the notes, including the front page, but these should give you what you need to cover the game.

Season Notes

This area is divided into 3 primary sections.

As the season progresses, the first notes will be super specific to this year's team and players, and should tell the story of the season, essentially answering the question, "Why do the Aces have the record they have?"

The second section contains interesting milestones or tidbits about this year's team or individuals.

The third section includes information from recent seasons that might (in theory) still have relevance to this year's team.

Today's Opponent -- We Have Moved!

These pages let you know how the Aces have performed historically against today's opponent (pages 4-5)

Additional Information

Also included in these notes are an Aces' roster, and Pronunciation Guide (page 3).

Frequently Asked Question

"I have found several typos in this document. Would you like to know about them?"

Yes, we would, but you should know that there are many people in the world who are not happy unless they find fault in the work of others. In an effort to boost their self-confidence, we have intentionally sprinkled several typos in this document to assist them, so we may already be aware of the typos of which you speak.

Epilogue

If you have any additional questions, please don't hesitate to reach out to the following people:

Director of Media Relations John Maxwell
(951) 203-3208
jmaxwell@lasvegasaces.com

Assistant Director of Media Relations Caroline Williams
(725) 289-8896
cwilliams@lasvegasaces.com

Thanks again for your interest in covering the Las Vegas Aces.

Follow us @LVAcres





Alphabetical

| NO | NAME | POS | HGT | WGT | DATE OF BIRTH | EXP | COLLEGE | HOMETOWN |
|----|-----------------|-----|------|-----|--------------------|-----|------------------|-----------------------|
| 1 | Kierstan Bell | F | 6-1 | 176 | March 16, 2000 | 1 | FGCU | Alliance, OH |
| 7 | Alysha Clark | F | 5-11 | 167 | July 7, 1987 | 10 | Middle Tennessee | Denver, CO |
| 51 | Sydney Colson | G | 5-8 | 140 | August 6, 1989 | 8 | Texas A&M | Houston, TX |
| 81 | Alaina Coates | C | 6-4 | 205 | April 7, 1995 | 5 | South Carolina | Irmo, SC |
| 13 | Cayla George | C/F | 6-4 | 192 | May 1, 1989 | 3 | Australia | Queensland, Australia |
| 12 | Chelsea Gray | G | 5-11 | 170 | October 8, 1992 | 8 | Duke | Hayward, CA |
| 3 | Candace Parker | F/C | 6-4 | 184 | April 19, 1986 | 15 | Tennessee | Naperville, IL |
| 10 | Kelsey Plum | G | 5-8 | 145 | August 24, 1994 | 5 | Washington | San Diego, CA |
| 41 | Kiah Stokes | C | 6-3 | 191 | March 30, 1993 | 7 | Connecticut | Cedar Rapids, IA |
| 2 | Riquna Williams | G | 5-7 | 165 | May 28, 1990 | 10 | Miami | Pahokee, FL |
| 22 | A'ja Wilson | C/F | 6-4 | 195 | August 8, 1996 | 5 | South Carolina | Hopkins, SC |
| 0 | Jackie Young | G | 6-0 | 165 | September 16, 1997 | 4 | Notre Dame | Princeton, IN |

Numerical

| NO | NAME | POS | HGT | WGT | DATE OF BIRTH | EXP | COLLEGE | HOMETOWN |
|----|-----------------|-----|------|-----|--------------------|-----|------------------|-----------------------|
| 0 | Jackie Young | G | 6-0 | 165 | September 16, 1997 | 4 | Notre Dame | Princeton, IN |
| 1 | Kierstan Bell | F | 6-1 | 176 | March 16, 2000 | 1 | FGCU | Alliance, OH |
| 2 | Riquna Williams | G | 5-7 | 165 | May 28, 1990 | 10 | Miami | Pahokee, FL |
| 3 | Candace Parker | F/C | 6-4 | 184 | April 19, 1986 | 15 | Tennessee | Naperville, IL |
| 7 | Alysha Clark | F | 5-11 | 167 | July 7, 1987 | 10 | Middle Tennessee | Denver, CO |
| 10 | Kelsey Plum | G | 5-8 | 145 | August 24, 1994 | 5 | Washington | San Diego, CA |
| 12 | Chelsea Gray | G | 5-11 | 170 | October 8, 1992 | 8 | Duke | Hayward, CA |
| 13 | Cayla George | C/F | 6-4 | 192 | May 1, 1989 | 3 | Australia | Queensland, Australia |
| 22 | A'ja Wilson | C/F | 6-4 | 195 | August 8, 1996 | 5 | South Carolina | Hopkins, SC |
| 41 | Kiah Stokes | C | 6-3 | 191 | March 30, 1993 | 7 | Connecticut | Cedar Rapids, IA |
| 51 | Sydney Colson | G | 5-8 | 140 | August 6, 1989 | 8 | Texas A&M | Houston, TX |
| 81 | Alaina Coates | C | 6-4 | 205 | April 7, 1995 | 5 | South Carolina | Irmo, SC |

| | |
|---|---|
| Head Coach | Becky Hammon (Colorado State '99) |
| First Assistant Coach | Natalie Nakase (UCLA '03) |
| Asst. Coach/Head of Player Development | Tyler Marsh (Birmingham-Southern College '11) |
| Assistant Coach | Charlene Thomas-Swinsont (Auburn '87) |
| Medical Director | Laura Ramus |
| Assistant Medical Director | Tera Giroux |
| Head Athletic Trainer | Bandeale Talib Jr. |
| Performance Coach | Jeremiah Welch |
| Massage Therapist | Lujene Clark |

PRONUNCIATION GUIDE

| | |
|----|-----------------|
| 1 | Kierstan Bell |
| 7 | Alysha Clark |
| 81 | Alaina Coates |
| 41 | Kiah Stokes |
| 2 | Riquna Williams |
| 22 | A'ja Wilson |

PRO-NUN-C-A-SHUN GUYD

| |
|-----------------------------------|
| KEER-stin |
| uh-LEE-sha |
| uh-LAY-nuh COATS |
| KEE-uh |
| rih-QWAHN-uh |
| A-zhuh (like the continent, Asia) |

| | |
|--------------------|-------------------|
| Natalie Nakase | nuh-KAH-say |
| Tera Giroux | TAIR-uh guh-ROO |
| Lujene Clark | LOO-zhean |
| Bandeale Talib Jr. | ban-DELL tah-LEEB |



ACES' ALL-TIME RESULTS VS. DREAM



Regular Season History

Overall 20-17
Home 12-6
Road 8-11
Overtime 0-0

Playoff History

Overall 0-0
Home 0-0
Road 0-0
Overtime 0-0
Series 0-0

Overall Streaks

(incl playoffs)

Overall W 3
Home W 2
Road W 4

| Date | H/A | Opponent | W/L | LV | ATL |
|----------------|-----|----------|----------|-----|-----|
| June 18, 2008 | @ | Atlanta | W 1 | 81 | 66 |
| July 11, 2008 | | Atlanta | W 2 | 82 | 74 |
| Aug. 6, 2009 | | Atlanta | L 1 | 84 | 92 |
| Aug. 20, 2009 | @ | Atlanta | L 2 | 87 | 93 |
| May 15, 2010 | | Atlanta | L 3 | 70 | 75 |
| June 13, 2010 | @ | Atlanta | L 4 | 83 | 90 |
| June 11, 2011 | | Atlanta | W 1 | 86 | 74 |
| June 26, 2011 | @ | Atlanta | W 2 | 93 | 86 |
| June 8, 2012 | @ | Atlanta | L 1 | 57 | 60 |
| July 13, 2012 | | Atlanta | W 1 | 91 | 70 |
| June 30, 2013 | @ | Atlanta | L 1 | 67 | 93 |
| Sept. 15, 2013 | | Atlanta | W 1 | 97 | 68 |
| May 16, 2014 | @ | Atlanta | L 1 | 75 | 79 |
| June 26, 2014 | | Atlanta | L 2 | 79 | 81 |
| June 11, 2015 | @ | Atlanta | L 3 | 69 | 72 |
| July 29, 2015 | | Atlanta | W 1 | 102 | 85 |
| May 14, 2016 | | Atlanta | L 1 (OT) | 63 | 73 |
| June 25, 2016 | | Atlanta | W 1 | 73 | 69 |
| Sept. 13, 2016 | @ | Atlanta | W 2 | 71 | 67 |
| May 31, 2017 | @ | Atlanta | L 1 | 70 | 77 |
| July 18, 2017 | @ | Atlanta | L 2 | 75 | 88 |
| Aug. 12, 2017 | | Atlanta | W 1 | 84 | 68 |

| Date | H/A | Opponent | W/L | LV | AT |
|---------------|-----|----------|-----|-----|-----|
| June 8, 2018 | | Atlanta | L 1 | 83 | 87 |
| Aug. 7, 2018 | @ | Atlanta | L 2 | 100 | 109 |
| Aug. 19, 2018 | | Atlanta | L 3 | 78 | 93 |
| June 6, 2019 | @ | Atlanta | W 1 | 92 | 69 |
| Aug. 13, 2019 | | Atlanta | W 2 | 94 | 90 |
| Sept. 5, 2019 | @ | Atlanta | L 1 | 74 | 78 |
| July 29, 2020 | | Atlanta | W 1 | 100 | 70 |
| Sept. 5, 2020 | @ | Atlanta | W 2 | 89 | 79 |
| July 4, 2021 | | Atlanta | W 3 | 118 | 95 |
| Aug. 26, 2021 | @ | Atlanta | W 4 | 78 | 71 |
| May 13, 2022 | @ | Atlanta | W 5 | 96 | 73 |
| July 19, 2022 | | Atlanta | L 1 | 76 | 92 |
| Aug. 9, 2022 | | Atlanta | W 1 | 97 | 90 |
| June 2, 2023 | @ | Atlanta | W 2 | 92 | 87 |
| Aug. 1, 2023 | | Atlanta | W 3 | 93 | 72 |
| Aug. 13, 2023 | | Atlanta | | | |
| Aug. 22, 2023 | @ | Atlanta | | | |

2023 ACES VS DREAM



Aces vs. Dream, 2023

| PLAYER | GP-GS | MIN | FGM-FGA | FG% | 3-POINT | | FTM-FTA | FT% | --- REBOUNDS --- | | | AST | PF-DQ | STL | TO | BLK | PTS/AVG |
|--------------|----------|------------|-----------------|-------------|--------------|-------------|----------------|-------------|------------------|-----------|----------------|-----------|-------------|-----------|-----------|----------|-----------------|
| | | | | | FGM-FGA | FG% | | | OFF | DEF | TOT/AVG | | | | | | |
| Young, J | 2-2 | 62:32 | 16 - 31 | 51.6 | 5-12 | 41.7 | 7 - 8 | 87.5 | 2 | 4 | 6/3.0 | 3 | 4-0 | 7 | 2 | 0 | 44/22.0 |
| Wilson, A | 2-2 | 59:01 | 15 - 28 | 53.6 | 0-2 | 0.0 | 11 - 14 | 78.6 | 1 | 15 | 16/8.0 | 4 | 2-0 | 3 | 1 | 4 | 41/20.5 |
| Bell, K | 1-0 | 18:14 | 5 - 9 | 55.6 | 3-6 | 50.0 | 2 - 2 | 100 | 0 | 3 | 3/3.0 | 0 | 2-0 | 0 | 0 | 0 | 15/15.0 |
| Plum, K | 2-2 | 67:43 | 11 - 24 | 45.8 | 2-6 | 33.3 | 5 - 7 | 71.4 | 1 | 3 | 4/2.0 | 8 | 5-0 | 1 | 5 | 0 | 29/14.5 |
| Parker, C | 1-1 | 22:51 | 4 - 10 | 40.0 | 1-6 | 16.7 | 4 - 4 | 100 | 0 | 3 | 3/3.0 | 3 | 2-0 | 1 | 1 | 0 | 13/13.0 |
| Gray, C | 2-2 | 59:17 | 8 - 20 | 40.0 | 1-4 | 25.0 | 1 - 1 | 100 | 0 | 5 | 5/2.5 | 11 | 3-0 | 4 | 9 | 1 | 18/9.0 |
| Clark, A | 2-0 | 50:23 | 5 - 6 | 83.3 | 4-5 | 80.0 | 2 - 2 | 100 | 1 | 8 | 9/4.5 | 3 | 7-0 | 1 | 3 | 0 | 16/8.0 |
| Stokes, K | 2-1 | 43:31 | 2 - 4 | 50.0 | 1-2 | 50.0 | 2 - 4 | 50.0 | 2 | 14 | 16/8.0 | 1 | 4-0 | 3 | 1 | 4 | 7/3.5 |
| Colson, S | 1-0 | 03:34 | 1 - 2 | 50.0 | 0-0 | 0.0 | 0 - 0 | 0.0 | 0 | 1 | 1/1.0 | 1 | 0-0 | 1 | 0 | 0 | 2/2.0 |
| George, C | 1-0 | 09:20 | 0 - 1 | 0.0 | 0-1 | 0.0 | 0 - 0 | 0.0 | 1 | 2 | 3/3.0 | 0 | 4-0 | 0 | 2 | 0 | 0/0.0 |
| Joens, A | 1-0 | 03:34 | 0 - 0 | 0.0 | 0-0 | 0.0 | 0 - 0 | 0.0 | 0 | 0 | 0/0.0 | 0 | 0-0 | 0 | 0 | 0 | 0/0.0 |
| ACES | 2 | 400 | 67 - 135 | 49.6 | 17-44 | 38.6 | 34 - 42 | 81.0 | 8 | 58 | 83/41.5 | 34 | 33-0 | 21 | 26 | 9 | 185/92.5 |
| DREAM | 2 | 400 | 63 - 141 | 44.7 | 14-44 | 31.8 | 19 - 25 | 76.0 | 12 | 52 | 77/38.5 | 47 | 37-0 | 10 | 33 | 8 | 159/79.5 |

Dream vs. Aces, 2023

| PLAYER | GP-GS | MIN | FGM-FGA | FG% | 3-POINT | | FTM-FTA | FT% | --- REBOUNDS --- | | | AST | PF-DQ | STL | TO | BLK | PTS/AVG |
|--------------|----------|------------|-----------------|-------------|--------------|-------------|----------------|-------------|------------------|-----------|----------------|-----------|-------------|-----------|-----------|----------|-----------------|
| | | | | | FGM-FGA | FG% | | | OFF | DEF | TOT/AVG | | | | | | |
| Parker, C | 2-2 | 56:38 | 19 - 31 | 61.3 | 2-4 | 50.0 | 4 - 4 | 100 | 5 | 11 | 16/8.0 | 3 | 7-0 | 2 | 6 | 1 | 44/22.0 |
| Gray, A | 2-2 | 67:08 | 9 - 22 | 40.9 | 1-6 | 16.7 | 5 - 5 | 100 | 2 | 5 | 7/3.5 | 7 | 6-0 | 2 | 4 | 0 | 24/12.0 |
| Howard, R | 2-2 | 66:17 | 8 - 25 | 32.0 | 2-10 | 20.0 | 3 - 3 | 100 | 1 | 9 | 10/5.0 | 11 | 4-0 | 2 | 3 | 2 | 21/10.5 |
| Durr, A | 2-0 | 20:34 | 7 - 9 | 77.8 | 4-5 | 80.0 | 0 - 0 | 0.0 | 0 | 2 | 2/1.0 | 1 | 0-0 | 0 | 0 | 0 | 18/9.0 |
| Coffey, N | 2-2 | 27:09 | 6 - 10 | 60.0 | 2-4 | 50.0 | 3 - 4 | 75.0 | 0 | 4 | 4/2.0 | 2 | 4-0 | 0 | 4 | 3 | 17/8.5 |
| Robinson, D | 1-1 | 18:03 | 3 - 6 | 50.0 | 1-4 | 25.0 | 0 - 1 | 0.0 | 1 | 0 | 1/1.0 | 3 | 1-0 | 1 | 1 | 0 | 7/7.0 |
| Jones, H | 2-0 | 22:05 | 3 - 6 | 50.0 | 1-3 | 33.3 | 2 - 2 | 100 | 0 | 3 | 3/1.5 | 4 | 2-0 | 1 | 2 | 0 | 9/4.5 |
| Amihere, L | 1-0 | 04:26 | 1 - 4 | 25.0 | 0-0 | 0.0 | 1 - 3 | 33.3 | 1 | 0 | 1/1.0 | 0 | 0-0 | 0 | 0 | 0 | 3/3.0 |
| McDonald, A | 2-1 | 45:11 | 2 - 13 | 15.4 | 1-6 | 16.7 | 0 - 1 | 0.0 | 1 | 3 | 4/2.0 | 10 | 2-0 | 0 | 6 | 0 | 5/2.5 |
| Billings, M | 2-0 | 23:49 | 2 - 7 | 28.6 | 0-0 | 0.0 | 1 - 2 | 50.0 | 1 | 5 | 6/3.0 | 2 | 4-0 | 1 | 1 | 2 | 5/2.5 |
| Hillmon, N | 2-0 | 31:27 | 2 - 5 | 40.0 | 0-0 | 0.0 | 0 - 0 | 0.0 | 0 | 6 | 6/3.0 | 3 | 3-0 | 0 | 1 | 0 | 4/2.0 |
| Rupert, I | 1-0 | 07:42 | 1 - 3 | 33.3 | 0-2 | 0.0 | 0 - 0 | 0.0 | 0 | 1 | 1/1.0 | 1 | 0-0 | 1 | 1 | 0 | 2/2.0 |
| Cubaj, L | 1-0 | 09:32 | 0 - 0 | 0.0 | 0-0 | 0.0 | 0 - 0 | 0.0 | 0 | 3 | 3/3.0 | 0 | 4-0 | 0 | 1 | 0 | 0/0.0 |
| DREAM | 2 | 400 | 63 - 141 | 44.7 | 14-44 | 31.8 | 19 - 25 | 76.0 | 12 | 52 | 77/38.5 | 47 | 37-0 | 10 | 33 | 8 | 159/79.5 |
| ACES | 2 | 400 | 67 - 135 | 49.6 | 17-44 | 38.6 | 34 - 42 | 81.0 | 8 | 58 | 83/41.5 | 34 | 33-0 | 21 | 26 | 9 | 185/92.5 |

| WOMEN'S NATIONAL BASKETBALL ASSOCIATION | | | | | | | | | | | | | | | | | | OFFICIAL SCORER'S REPORT FINAL BOX | | | | | | | | | | | | | | | | | | | | | | | | | |
|--|------------------------|-------|-----|-------|-------|-----|-----|------------|----|---------------------|-------|----|----|----|----|----|-----|---|---------------------|-------|-------|----|-------|----|-----------|----|---------------------|--------------------|-------|-------|----|-------|-------|-----------|-----|---------------------|----|---|---|---|---|----|---|
| Friday, June 2, 2023 Gateway Center Arena @ College Park, Atlanta, GA Officials: #39 Michael Price, #16 Isaac Barnett, #38 Gina Cross | | | | | | | | | | | | | | | | | | Game Duration: 2:01 Attendance: 3209 (Sellout) | | | | | | | | | | | | | | | | | | | | | | | | | |
| VISITOR: Las Vegas Aces (5-0) | | | | | | | | | | | | | | | | | | | | | | | | | | | | | | | | | | | | | | | | | | | |
| POS | MIN | FG | FGA | 3P | 3PA | FT | FTA | OR | DR | TOT | A | PF | ST | TO | BS | ± | PTS | POS | MIN | FG | FGA | 3P | 3PA | FT | FTA | OR | DR | TOT | A | PF | ST | TO | BS | ± | PTS | | | | | | | | |
| 0 Jackie Young | F | 34:24 | 6 | 10 | 1 | 3 | 7 | 8 | 2 | 3 | 5 | 2 | 1 | 3 | 0 | 0 | 3 | 20 | 10 Rhyné Howard | F | 33:38 | 3 | 10 | 0 | 3 | 0 | 0 | 6 | 6 | 2 | 1 | 2 | 1 | -18 | 6 | | | | | | | | |
| 22 Aja Wilson | F | 33:02 | 9 | 16 | 0 | 1 | 3 | 5 | 0 | 5 | 5 | 3 | 1 | 1 | 0 | 3 | -1 | 21 | 12 Nia Coffey | F | 14:56 | 5 | 7 | 1 | 2 | 3 | 4 | 0 | 2 | 2 | 1 | 3 | 0 | 3 | -2 | -14 | | | | | | | |
| 3 Candace Parker | C | 22:51 | 4 | 10 | 1 | 6 | 4 | 4 | 0 | 3 | 3 | 3 | 2 | 1 | 1 | 0 | 7 | 32 Cheyenne Parker | C | 27:48 | 9 | 13 | 0 | 1 | 1 | 1 | 2 | 3 | 5 | 3 | 4 | 1 | 3 | 1 | -13 | 19 | | | | | | | |
| 12 Chelsea Gray | G | 30:47 | 4 | 13 | 0 | 2 | 0 | 0 | 0 | 3 | 3 | 4 | 0 | 2 | 6 | 0 | 7 | 8 | 15 Allisha Gray | G | 31:26 | 3 | 11 | 0 | 4 | 2 | 2 | 1 | 2 | 2 | 4 | 1 | 1 | 0 | -21 | 8 | | | | | | | |
| 10 Kelsey Plum | G | 34:36 | 6 | 15 | 0 | 3 | 3 | 4 | 1 | 2 | 3 | 3 | 2 | 1 | 2 | 0 | 7 | 15 | 3 Danielle Robinson | G | 18:03 | 3 | 6 | 1 | 4 | 0 | 1 | 1 | 0 | 1 | 3 | 1 | 1 | 0 | -1 | 7 | | | | | | | |
| 7 Alysha Clark | 24:40 | 3 | 4 | 3 | 4 | 2 | 2 | 1 | 4 | 5 | 1 | 4 | 1 | 1 | 0 | -1 | 11 | 00 Naz Hillmon | 16:48 | 1 | 3 | 0 | 0 | 0 | 0 | 0 | 4 | 4 | 0 | 0 | 0 | 0 | 0 | -14 | 2 | | | | | | | | |
| 41 Kiah Stokes | 19:40 | 1 | 2 | 1 | 2 | 1 | 2 | 1 | 6 | 7 | 1 | 3 | 0 | 1 | 1 | 3 | 4 | 25 Aari McDonald | 19:13 | 0 | 5 | 0 | 2 | 0 | 0 | 1 | 1 | 2 | 3 | 2 | 0 | 2 | 0 | -15 | 0 | | | | | | | | |
| 1 Kierstan Bell | DNP - Coach's Decision | | | | | | | | | | | | | | | | | 25 Monique Billings | 08:49 | 0 | 1 | 0 | 0 | 1 | 2 | 0 | 2 | 2 | 1 | 0 | 0 | 0 | 1 | -9 | 1 | | | | | | | | |
| 51 Sydney Colson | DNP - Coach's Decision | | | | | | | | | | | | | | | | | 23 Asia (AD) Durr | 08:27 | 2 | 2 | 1 | 1 | 0 | 0 | 0 | 1 | 1 | 0 | 0 | 0 | 0 | 0 | -7 | 5 | | | | | | | | |
| 13 Cayla George | DNP - Coach's Decision | | | | | | | | | | | | | | | | | 21 Iliana Rupert | 07:42 | 1 | 3 | 0 | 2 | 0 | 0 | 0 | 1 | 1 | 1 | 0 | 1 | 0 | 0 | 0 | 2 | | | | | | | | |
| 200:00 | | 33 | 70 | 6 | 21 | 20 | 25 | 5 | 26 | 31 | 17 | 13 | 9 | 11 | 4 | 5 | 92 | 13 Haley Jones | 08:44 | 1 | 2 | 1 | 1 | 2 | 2 | 0 | 1 | 1 | 1 | 0 | 0 | 2 | -1 | 5 | | | | | | | | | |
| | | 47.1% | | 28.6% | | 80% | | TM REB: 11 | | TOT TO: 12 (13 PTS) | | | | | | | | | | | | | | | | | | 7 Laeticia Amihere | 04:26 | 1 | 4 | 0 | 0 | 1 | 3 | 1 | 0 | 1 | 0 | 0 | 0 | -2 | 3 |
| | | | | | | | | | | | | | | | | | | 200:00 | 29 | 67 | 4 | 20 | 10 | 15 | 6 | 22 | 28 | 21 | 16 | 5 | 15 | 5 | -21 | 72 | | | | | | | | | |
| | | | | | | | | | | | | | | | | | | | 43.3% | | 20% | | 65.7% | | TM REB: 8 | | TOT TO: 17 (32 PTS) | | | | | | | | | | | | | | | | |
| HOME: ATLANTA DREAM (2-3) | | | | | | | | | | | | | | | | | | HOME: LAS VEGAS ACES (24-2) | | | | | | | | | | | | | | | | | | | | | | | | | |
| POS | MIN | FG | FGA | 3P | 3PA | FT | FTA | OR | DR | TOT | A | PF | ST | TO | BS | ± | PTS | POS | MIN | FG | FGA | 3P | 3PA | FT | FTA | OR | DR | TOT | A | PF | ST | TO | BS | ± | PTS | | | | | | | | |
| 10 Rhyné Howard | F | 32:39 | 5 | 15 | 2 | 7 | 3 | 3 | 1 | 3 | 4 | 5 | 2 | 1 | 1 | 1 | -10 | 15 | 20 Aja Wilson | F | 28:08 | 10 | 21 | 4 | 9 | 0 | 0 | 1 | 1 | 1 | 1 | 3 | 2 | 0 | 18 | 24 | | | | | | | |
| 12 Nia Coffey | F | 12:14 | 1 | 3 | 1 | 2 | 0 | 0 | 0 | 2 | 2 | 1 | 1 | 0 | 1 | 1 | -4 | 3 | 22 Jia Jackson | F | 25:59 | 6 | 12 | 0 | 1 | 8 | 9 | 1 | 10 | 11 | 1 | 4 | 2 | 1 | 1 | 7 | 20 | | | | | | |
| 32 Cheyenne Parker | C | 28:50 | 10 | 18 | 2 | 3 | 3 | 3 | 8 | 11 | 0 | 3 | 1 | 3 | 0 | -6 | 25 | 41 Kiah Stokes | C | 23:51 | 1 | 2 | 0 | 0 | 1 | 2 | 1 | 8 | 9 | 0 | 1 | 3 | 0 | 3 | 15 | 3 | | | | | | | |
| 15 Allisha Gray | G | 35:42 | 6 | 11 | 1 | 2 | 3 | 3 | 1 | 4 | 5 | 5 | 2 | 1 | 3 | 0 | -4 | 16 | 10 Kelsey Plum | G | 33:07 | 5 | 9 | 2 | 3 | 2 | 3 | 0 | 1 | 1 | 5 | 3 | 0 | 3 | 0 | 16 | 14 | | | | | | |
| 2 Aari McDonald | G | 25:59 | 2 | 8 | 1 | 4 | 0 | 1 | 0 | 2 | 2 | 7 | 0 | 0 | 4 | 0 | 5 | | 12 Chelsea Gray | G | 28:30 | 4 | 7 | 1 | 2 | 1 | 1 | 0 | 2 | 2 | 7 | 3 | 2 | 3 | 1 | 5 | 10 | | | | | | |
| 00 Naz Hillmon | 14:37 | 1 | 2 | 0 | 0 | 0 | 0 | 0 | 0 | 2 | 2 | 3 | 3 | 0 | 1 | 0 | -5 | 2 | 7 Alysha Clark | 25:43 | 2 | 2 | 1 | 1 | 0 | 0 | 0 | 4 | 4 | 2 | 3 | 0 | 2 | 0 | 10 | 5 | | | | | | | |
| 25 Monique Billings | 15:01 | 2 | 6 | 0 | 0 | 0 | 0 | 1 | 3 | 4 | 1 | 4 | 1 | 1 | 1 | -2 | 4 | 1 Kierstan Bell | 18:14 | 5 | 9 | 3 | 6 | 2 | 2 | 0 | 3 | 3 | 0 | 2 | 0 | 0 | 19 | 15 | | | | | | | | | |
| 13 Haley Jones | 13:20 | 2 | 4 | 0 | 2 | 0 | 0 | 0 | 2 | 2 | 3 | 2 | 1 | 0 | 0 | -5 | 4 | 13 Cayla George | 09:20 | 0 | 1 | 0 | 1 | 0 | 0 | 1 | 2 | 3 | 0 | 4 | 0 | 2 | 0 | 13 | 0 | | | | | | | | |
| 23 Asia (AD) Durr | 12:06 | 5 | 7 | 3 | 4 | 0 | 0 | 0 | 1 | 1 | 1 | 0 | 0 | 0 | 0 | 6 | 13 | 24 Ashley Joens | 03:34 | 0 | 0 | 0 | 0 | 0 | 0 | 0 | 0 | 0 | 0 | 0 | 0 | 0 | 0 | 1 | 0 | | | | | | | | |
| 31 Lorela Cubaj | 09:32 | 0 | 0 | 0 | 0 | 0 | 0 | 0 | 0 | 3 | 3 | 0 | 4 | 0 | 1 | 0 | 5 | 0 | 51 Sydney Colson | 03:34 | 1 | 2 | 0 | 0 | 0 | 0 | 0 | 0 | 1 | 1 | 1 | 0 | 1 | 0 | 0 | 1 | 2 | | | | | | |
| 7 Laeticia Amihere | DNP - Coach's Decision | | | | | | | | | | | | | | | | | | | | | | | | | | | | | | | | | | | | | | | | | | |
| 200:00 | | 34 | 74 | 10 | 24 | 9 | 10 | 6 | 30 | 36 | 26 | 21 | 5 | 15 | 3 | -5 | 87 | 200:00 | | 34 | 65 | 11 | 23 | 14 | 17 | 3 | 32 | 35 | 17 | 20 | 12 | 13 | 5 | 21 | 93 | | | | | | | | |
| | | 45.9% | | 41.7% | | 90% | | TM REB: 5 | | TOT TO: 16 (17 PTS) | | | | | | | | | | | | | | | | | | 52.3% | | 47.8% | | 82.4% | | TM REB: 6 | | TOT TO: 14 (35 PTS) | | | | | | | |
| SCORE BY PERIOD | | | | | | | | | | | | | | | | | | SCORE BY PERIOD | | | | | | | | | | | | | | | | | | | | | | | | | |
| | 1 | 2 | 3 | 4 | FINAL | | 1 | 2 | 3 | 4 | FINAL | | | | | | | | | | | | | | | | | | 1 | 2 | 3 | 4 | FINAL | | | | | | | | | | |
| Aces | 24 | 21 | 27 | 20 | 92 | | | | | | | | | | | | | Dream | 22 | 21 | 16 | 13 | 72 | | | | | | | | | | | | | | | | | | | | |
| DREAM | 15 | 15 | 28 | 29 | 87 | | | | | | | | | | | | | ACES | 25 | 29 | 15 | 24 | 93 | | | | | | | | | | | | | | | | | | | | |
| Inactive: Aces - Williams (Injury/Illness - Back) | | | | | | | | | | | | | | | | | | Inactive: Dream - | | | | | | | | | | | | | | | | | | | | | | | | | |
| Inactive: Dream - Robinson (Injury/Illness - Left Knee) | | | | | | | | | | | | | | | | | | Inactive: Aces - Parker (Injury/Illness - Foot Surgery), Williams (Not With Team) | | | | | | | | | | | | | | | | | | | | | | | | | |
| Points in the Paint: Aces 38 (19/34), DREAM 36 (18/34) | | | | | | | | | | | | | | | | | | Points in the Paint: Dream 28 (14/28), ACES 36 (18/29) | | | | | | | | | | | | | | | | | | | | | | | | | |
| 2nd Chance Points: Aces 5 (2/6), DREAM 7 (2/6) | | | | | | | | | | | | | | | | | | 2nd Chance Points: Dream 9 (4/8), ACES 8 (3/5) | | | | | | | | | | | | | | | | | | | | | | | | | |
| Fast Break Points: Aces 11 (5/11), DREAM 15 (6/12) | | | | | | | | | | | | | | | | | | Fast Break Points: Dream 12 (5/8), ACES 18 (4/9) | | | | | | | | | | | | | | | | | | | | | | | | | |
| Biggest Lead: Aces 19, DREAM 2 | | | | | | | | | | | | | | | | | | Biggest Lead: Dream 6, ACES 22 | | | | | | | | | | | | | | | | | | | | | | | | | |
| Lead Changes: 2 | | | | | | | | | | | | | | | | | | Lead Changes: 3 | | | | | | | | | | | | | | | | | | | | | | | | | |
| Times Tied: 3 | | | | | | | | | | | | | | | | | | Times Tied: 3 | | | | | | | | | | | | | | | | | | | | | | | | | |



GAME NOTES (STATS & RANKINGS THROUGH 8/12)

FEELING RANK (2023)

| | PPG | RPG | APG | SPG | BPG | MPG | FG% | 3P% | FT% |
|--------------|------|------|------|-------|------|------|------|------|------|
| Alysha Clark | --- | --- | --- | --- | --- | --- | --- | 5th | --- |
| Chelsea Gray | 21st | --- | 3rd | 9th | 30th | 14th | 10th | 2nd | 4th |
| Kelsey Plum | 7th | --- | 11th | --- | --- | 16th | 14th | 17th | 6th |
| Kiah Stokes | --- | 19th | --- | --- | 14th | --- | --- | --- | --- |
| A'ja Wilson | 4th | 2nd | --- | 17th | 1st | 25th | 6th | --- | --- |
| Jackie Young | 9th | --- | 18th | *11th | --- | 20th | 7th | 1st | 25th |

*Tie

WHAT'S THE DIFFERENCE?

If you want to know which team historically has the best chance at winning the WNBA Championship, look no further than scoring differential—the difference between a team's points scored and points allowed.

In the WNBA's first 26 years, the team that led the league in scoring differential during the regular season won the championship 19 times. The five teams that had a positive double-digit scoring differential all won the title.

| Year | Team | Sc. Diff. | Finish |
|------|-------------|-----------|------------------|
| 2023 | Las Vegas | +14.1 | ????? |
| 2022 | Connecticut | +8.0 | WNBA Finals |
| 2021 | Connecticut | +9.8 | WNBA Semifinals |
| 2020 | Seattle | +11.5 | Champions |
| 2019 | Washington | +12.0 | Champions |
| 2018 | Seattle | +7.6 | Champions |
| 2017 | Minnesota | +11.1 | Champions |
| 2016 | Minnesota | +8.8 | WNBA Finals |
| 2015 | Chicago | +4.1 | East Conf Semis |
| 2014 | Phoenix | +9.4 | Champions |
| 2013 | Minnesota | +9.4 | Champions |
| 2012 | Minnesota | +9.8 | WNBA Finals |
| 2011 | Minnesota | +7.9 | Champions |
| 2010 | Seattle | +7.9 | Champions |
| 2009 | Phoenix | +4.1 | Champions |
| 2008 | Detroit | +4.4 | Champions |
| 2007 | Detroit | +4.6 | WNBA Finals |
| 2006 | Connecticut | +7.8 | East Conf Finals |
| 2005 | Sacramento | +6.9 | Champions |
| 2004 | Seattle | +5.1 | Champions |
| 2003 | Detroit | +4.6 | Champions |
| 2002 | Los Angeles | +6.8 | Champions |
| 2001 | Los Angeles | +8.6 | Champions |
| 2000 | Houston | +12.8 | Champions |
| 1999 | Houston | +9.3 | Champions |
| 1998 | Houston | +12.7 | Champions |
| 1997 | Houston | +6.3 | Champions |

Double-Digit Scoring Differential

| Year | Team | Sc. Diff | Finish |
|------|------------|----------|-----------|
| 2023 | Las Vegas | +14.1 | ????? |
| 2000 | Houston | +12.8 | Champions |
| 1998 | Houston | +12.7 | Champions |
| 2019 | Washington | +12.0 | Champions |
| 2020 | Seattle | +11.5 | Champions |
| 2017 | Minnesota | +11.1 | Champions |

2023 ACES RECORDS

| | Season | Home | Road | Streak |
|--------------------|--------|------|------|--------|
| Overall | 26-3 | 14-0 | 12-3 | W2 |
| East | 11-2 | 7-0 | 4-2 | W 1 |
| West | 15-1 | 7-0 | 8-1 | W7 |
| Commissioner's Cup | 9-1 | 5-0 | 4-1 | W2 |
| Overtime | 0-0 | 0-0 | 0-0 | --- |
| Streak | W 2 | W 19 | W 1 | --- |

CHASING HISTORY

The Aces are just off the pace to record the highest winning percentage in league history. The 1998 Houston Comets own the record with a 27-3 mark (.900).

| Team | Year | Win% | Wins | Games |
|-------------|------|------|------|-------|
| Houston | 1998 | .900 | 27 | 30 |
| Las Vegas | 2023 | .897 | 26 | 29 |
| Los Angeles | 2000 | .875 | 28 | 32 |
| Los Angeles | 2001 | .875 | 28 | 32 |
| Phoenix | 2014 | .853 | 29 | 34 |

DOMINANCE

The Aces are off to the most dominating start in WNBA history, outscoring teams by an average of 13.8 points through 28 games. The next upcoming milestones are ...

| Number of Games | Diff. | Year & Team |
|-----------------|-------|-------------------------|
| First 29 games | 14.1 | 2023 Las Vegas Aces |
| First 30 games | 12.6 | 2000 Houston Comets |
| First 31 games | 12.8 | 2000 Houston Comets |
| First 32 games | 12.8 | 2000 Houston Comets |
| First 33 games | 11.9 | 2019 Washington Mystics |
| First 34 games | 12.0 | 2019 Washington Mystics |

LAYING POINTS

Only 31 players in WNBA history have scored 40 or more points in a single game. Kelsey Plum (at Minnesota, July 9) and A'ja Wilson (vs. Washington, Aug. 11) are 2 of them, having scored 40 points apiece in games this season. Plum and Wilson became the first pair of teammates in league history to accomplish the feat in the same season. Only one franchise in W history has seen 3 different players score 40 or more, but not in the same season (Los Angeles: Kristi Toliver, 43, 2015; Lisa Leslie, 41, 2006; Candace Parker, 40, 2008).

SHOOTING OFF FIREWORKS

The Aces are posting league-bests of 49.9% shooting from the field, 39.1% from 3-point and 83.2% from the line. No team has ever finished the season leading in all categories.



TESTING, TESTING, 1, 2 3?

In scoring a career-high 40 points (17-25 FGs, 0-1 3PTs, 6-7 FTs) against Washington on Aug. 11, A'ja Wilson not only tied the franchise record set by Kelsey Plum earlier this season, she also broke her own WNBA record for most points scored in a game without hitting a 3-pointer.

Also, Wilson's 17 made field goals are the second most in a game in WNBA history and the most in franchise history (18, Lauren Jackson, Seattle at Washington, July 24, 2007). Her 17 made 2-pointers tied Lauren Jackson's WNBA record for most made 2s in a game (Seattle vs. Los Angeles, Aug. 6, 2003).

NEXT WOMAN UP

The Las Vegas Aces have been without the services of Candace Parker for 11 games, but the rest of the team has stepped up in her absence, and they haven't missed a beat, particularly on offense.

| | ACES | | | | | OPPONENTS | | | | |
|----------|------|-------|------|------|------|-----------|------|------|------|--|
| | W-L | OER | PPG | FG% | 3G% | DER | PPG | FG% | 3G% | |
| With CP | 16-2 | 112.7 | 92.6 | .498 | .377 | 95.1 | 78.4 | .418 | .330 | |
| W/out CP | 10-1 | 117.9 | 97.0 | .501 | .413 | 101.1 | 83.0 | .438 | .361 | |

In particular, A'ja Wilson and Kelsey Plum have increased their already All-Star-caliber production.

| Last 11 games | PPG | FG% | 3G% | RPG | +/- |
|---------------|------|------|------|------|------|
| A'ja Wilson | 23.7 | .590 | .429 | 10.4 | 17.0 |
| Kelsey Plum | 21.3 | .513 | .429 | --- | 16.4 |

TOP OF THE PECKING ORDER

Seven teams in WNBA history have boasted both the best offense and defense in the same season as measured by Offensive (OER) and Defensive Efficiency Ratings (DER)—points scored and allowed per 100 possessions—and 6 of them have won the title (*). The Aces have their sights set on becoming the 8th, currently ranking first for OER and DER.

| Team | Year | OER | DER |
|-------------|------|-------|------|
| Houston * | 1998 | 104.1 | 86.7 |
| Houston * | 1999 | 104.4 | 91.4 |
| Houston * | 2000 | 109.1 | 90.8 |
| Phoenix * | 2014 | 106.4 | 94.1 |
| Minnesota | 2016 | 107.4 | 96.6 |
| Minnesota * | 2017 | 108.5 | 94.4 |
| Seattle * | 2020 | 108.3 | 93.3 |
| Las Vegas | 2023 | 114.7 | 97.4 |

ALL DRIED UP

The Aces defensive effort held Dallas scoreless until the 4:25 mark in the first quarter of their Aug. 8 game, marking the longest scoring drought of any W team this season to open a game (Chicago, 4:41, vs Los Angeles, June 4).

PERFECT TENS

Against the Mystics on Aug. 11, Chelsea Gray and Kelsey Plum became just the second set of teammates in WNBA history to hand out 10 or more assists in the same game, and the first to do so in regulation time. The first set of teammates was ... well dang ... Gray again, only this time with Odyssey Sims in 2017 in a double overtime game with the Los Angeles Sparks.

| Player | Asts | Player | Asts | Team | Opp | Date |
|--------------|------|--------------|------|------|-----|----------------------|
| Chelsea Gray | 10 | Kelsey Plum | 10 | LV | WAS | Aug. 11, 2023 |
| Chelsea Gray | 10 | Odyssey Sims | 10 | LA | CHI | Aug. 18, 2017 (2 OT) |

THAT'S OFFENSIVE

The Aces have had one of the best offenses in the W since making the move to Vegas. In 2020 they ranked 2nd in the WNBA in Offensive Efficiency, and in each of the past two years they finished 1st.

| Year | OER | Rank |
|------|-------|---------------|
| 2018 | 102.0 | 6th out of 12 |
| 2019 | 99.1 | 5th out of 12 |
| 2020 | 107.3 | 2nd out of 12 |
| 2021 | 107.1 | 1st out of 12 |
| 2022 | 109.6 | 1st out of 12 |
| 2023 | 114.7 | 1st out of 12 |

CENTURY 2023

The Aces scored 100 or more points in 7 games in 2021 and 2022, and have upped that to 8 times this year. The WNBA record for most times reaching the century mark in a season is 10 by the 2010 Phoenix Mercury.

| Year | Team | 100+ Pt Gms |
|---------|-----------|-------------|
| 1. 2010 | Phoenix | 10 |
| 2. 2009 | Phoenix | 9 |
| 3. 2007 | Phoenix | 8 |
| 2023 | Las Vegas | 8 |
| 4. 2021 | Las Vegas | 7 |
| 2022 | Las Vegas | 7 |

THREE OF A KIND

Jackie Young (.480), Chelsea Gray (.463), and Alysha Clark (.432) ranks 1st, 2nd and 5th respectively in the WNBA in 3-point field goal percentage. No trio of teammates has ever finished 1-2-3 in 3-point field goal percentage in the WNBA or NBA. Only one pair of teammates in either league has ever finished 1-2 in that category—Jennifer Azzi (.517) and Sandy Brondello (.487) in 1999 with the Detroit Shock.

| Player | 3G | 3PA | 3P% |
|--------------|----|-----|------|
| Jackie Young | 71 | 148 | .476 |
| Chelsea Gray | 50 | 108 | .455 |
| Alysha Clark | 38 | 88 | .442 |

COMMISSIONER'S CUP FINALS SET

Las Vegas (9-1) clinched the Western Conference slot in the Commissioner's Cup Championship Game and will host New York (7-3) at Michelob ULTRA Arena at 6 pm PT on Tuesday, August 15, in hopes of repeating as CC champions. In their 10 CC games this season, the Aces raised \$18,500 for NAMI Southern Nevada and will raise an additional \$10,000 if they win the championship or \$5,000 if they lose.



GAME NOTES (STATS & RANKINGS THROUGH 8/12)

LOOK AT ALL THE PEOPLE HERE TONIGHT

The Las Vegas Aces welcomed 10,281 fans to their July 11 game against the Mercury—a franchise record since the team made the move to the Sports & Entertainment Capitol of the World prior to the 2018 season. Eleven of the top 12 attendance figures during the team's time in Las Vegas have come in the past 2 seasons, 4 of the top 5 are from this year, and they lead the W in attendance this year.

| Date | Opponent | Attendance |
|----------------|---------------|------------|
| July 11, 2023 | Phoenix | 10,281 |
| July 30, 2023 | Dallas | 10,213 |
| Sept. 13, 2022 | Connecticut * | 10,211 |
| May 27, 2023 | Los Angeles | 10,191 |
| July 5, 2023 | Dallas | 10,177 |

* Playoff Game

IF A T(H)REE FALLS IN THE WOODS ...

Although the Aces have been one of the best 3-point shooting teams over the past 5 years, it wasn't always a big part of their arsenal. In 2022, the Aces began utilizing the 3-pointer to a much greater degree.

| | 2018 | 2019 | 2020 | 2021 | 2022 | 2023 |
|-------|------|------|------|------|------|------|
| 3PFG% | 34.6 | 36.7 | 36.6 | 37.5 | 36.1 | 39.1 |
| Rank | 7th | 1st | 4th | 2nd | 2nd | 1st |
| | 2018 | 2019 | 2020 | 2021 | 2022 | 2023 |
| 3PA/G | 10.9 | 15.0 | 11.5 | 13.5 | 26.4 | 24.3 |
| Rank | 12th | 12th | 12th | 12th | 3rd | 3rd |

BOOM! BOOM! OUT GO THE LIGHTS!

The Aces, who are shooting a league-high 49.9% from the field, own 5 of the top 11 single-game field goal percentages in the league this year, including a season-high 59.7% against the Lynx on July 9.

JUST WIN, BABY!

The Aces have won more regular season games than any other WNBA team since the start of the 2019 season.

| Team | Wins |
|-------------|------|
| Las Vegas | 115 |
| Connecticut | 105 |

Las Vegas has also averaged the most points per game over that same time span ...

| Team | PPG |
|-----------|-------|
| Las Vegas | 88.84 |
| Chicago | 84.26 |

... and has the highest field goal percentage ...

| Team | FG% |
|-----------|-------|
| Las Vegas | 46.46 |
| Chicago | 45.84 |
| Minnesota | 44.98 |

... and the highest 3-pt field goal percentage ...

| Team | 3FG% |
|-------------|-------|
| Las Vegas | 37.22 |
| Seattle | 36.08 |
| Connecticut | 35.10 |

ALL ABOUT THAT PACE

The Aces have played at one of the fastest paces in the league since moving to Las Vegas as measured by possessions per 40 minutes.

| | 2018 | 2019 | 2020 | 2021 | 2022 | 2023 |
|--------|------|------|------|------|------|------|
| Pos/40 | 82.4 | 82.3 | 82.6 | 82.5 | 82.2 | 82.2 |
| Rank | 1st | 2nd | 1st | 1st | 1st | 2nd |

B ... AGGRESSIVE. B. E. AGGRESSIVE

Since moving to Las Vegas, the Aces have worn out a path to the free throw line, finishing 1st in the W in free throw attempts 3 times.

| | 2018 | 2019 | 2020 | 2021 | 2022 | 2023 |
|-------|------|------|------|------|------|------|
| FTA/G | 23.5 | 21.5 | 23.4 | 22.1 | 19.8 | 19.4 |
| Rank | 2nd | 1st | 1st | 1st | 3rd | 5th |

SCARCER THAN PINK BARBIE PAINT

Prior to 2023, only 8 teams in the history of the WNBA have averaged 40 or more points in the paint for an entire season, including the 2020 Aces, who set the league benchmark with an average of 42.7. The Aces are again in the 40-point range and Dallas also is making a run at the rare mark this year.

| Team | Year | PITP |
|-------------|------|------|
| Las Vegas | 2020 | 42.7 |
| Chicago | 2022 | 42.1 |
| Mercury | 2010 | 41.8 |
| Atlanta | 2011 | 41.4 |
| Dallas | 2023 | 41.2 |
| Las Vegas | 2021 | 41.2 |
| Atlanta | 2010 | 40.4 |
| Los Angeles | 1997 | 40.3 |
| Atlanta | 2009 | 40.1 |
| Las Vegas | 2023 | 40.0 |

2023 AWARD WINNERS

Western Conference Player of the Month

| | | | | |
|-----------------|------|----------|----------|----------|
| A'ja Wilson (6) | June | 19.5 ppg | 8.9 rpg | 53.4 FG% |
| A'ja Wilson (7) | July | 22.7 ppg | 10.1 rpg | 57.3 FG% |

Western Conference Player of the Week

| | | | | |
|------------------|------|----------|----------|----------|
| A'ja Wilson (11) | Wk 5 | 24.0 ppg | 11.0 rpg | 55.6 FG% |
| A'ja Wilson (12) | Wk 8 | 29.0 ppg | 14.5 rpg | 71.9 FG% |
| Chelsea Gray (2) | Wk 9 | 24.5 ppg | 5.5 rog | 8.5 apg |

Coach of the Month

| | | |
|------------------|------|-------------|
| Becky Hammon (2) | June | 10-1 Record |
|------------------|------|-------------|

GONE STREAKING ...

Kierstan Bell—Is averaging 9.5 points per game in the month of August after averaging 3.4 ppg total in first 3 months of the season ... Shot 40% from 3-point over past 6 games after shooting 12.5% from 3 in the previous 5 games...Scored a career-high 15 points vs. Atlanta on Aug. 1 after scoring 15 over her previous 5 games ... Went 3 for 6 from 3-point range vs. Atlanta on August 1 after making 3 of her previous 17 ... Has 13 steals in 25 games this season after just 2 in 21 games last year...Has made 19 3-pointers in 2023 after making 3 during the entire 2022 campaign ... Played at least 10 minutes in each of her past 13 games after playing fewer than 5 in the previous 3.

Alysha Clark—Has averaged 4.4 total rebounds per game in last 9 games compared to 2.8 in her previous 10... Shooting 62.5% (16-26) from distance over her last 9 games after shooting 24.1% (7-29) over her previous 10...Has scored in double figures in 5 of her last 12 games after not reaching that mark in her previous 11..

Sydney Colson—Has dished out at least 1 assist in 9 of her last 10 games.

Cayla George—Averaged 4.5 points over her first 4 games, but 1.3 points per game since ... Prior to going 1 of 2 from 3-point on Aug. 11, was 1 for her last 25 from 3-point range over a 16-game span after making 4 of her first 10 3-pointers on the year ... Grabbed at least 1 rebound (2.2 rpg) in each of the last 12 games.

Chelsea Gray—Made 37 of her last 70 shots (.526) from the field over the last 6 games after going 6 for 20 over her previous 2 games ... Is 2 for 2 from the free throw line over her last 4 games after go-ing 19 for 21 over her previous 2 games...Averaged 6.5 apg before All-Star and 8.0 apg in the 8 games since the break.

Candace Parker—Injured (left foot surgery) and has not played since the July 7 loss at Dallas.

Kelsey Plum—Averaged 9.0 apg over past 2 games ... Increased efficiency in her 3-point shot over the last 4 games at 47.8% from long-range compared to 35.7% over her previous 4 ... Upped her 3-point (.379 to .412) and free throw (.896 to .962) shooting after the All-Star break ... Has made at least 1 3-pointer in 22 straight games, which is ranked tied for the longest active streak in the league (Kelsey Mitchell, 22) ... Has 11 games of 20 or more points over her last 18 games after reaching that mark once in her first 10 games.

Kiah Stokes—Grabbed a career-high tying 17 rebounds at Chicago on July 25, but grabbed 15 in her next 3 games before grabbing double-digit boards again with 10 against Dallas on Aug. 8 ... Averaged 8.0 rpg over last 6 games compared to 4.9 rpg over previous 10.

A'ja Wilson—Rebounded from her Aug. 6 single-digit game (9 points at New York) with 28 points and 14 rebounds against Dallas on Aug. 8 and a franchise record tying 40 points to go with 12 rebounds against Washington on Aug. 11... Has at least 2 blocked shots in 19 of 29 games ... Since the All-Star break, has increased production in scoring (19.7 to 25.1), rebounds (9.3 to 10.1), blocked shots (2.1 to 2.3), field goal percentage (.532 to .569) and free throw percentage (.770 to .852) ... Has played in 127 consecutive games, which is the longest active streak in the W.

Jackie Young—Has made at least 1 3-pointer in 21 straight games, which is ranked 2nd for the longest active streak in the league ...Had scored in double figures in every game this season prior to scoring 9 points vs Dallas on July 30, and is averaging 18.8 points per game in the 4 games since ... Has made at least 1 3-pointer in 21 straight games and 2 or more in each of the past 4 games ... Shot 79.7% from the line in her first 21 games and made 93.1% (27 of 29) over the last 8 games.

Aces Offense—Scored 90+ points in 22 games this year, including 8 games of 100 or more points ... Scoring differential through the first 29 games (+14.1) is the largest scoring differential over that span by any team in WNBA history ... The Aces current 19-game home winning streak is the longest in franchise history, and tied for the 3rd longest in league history. The record is 28 by the Sparks in 2000-02 ... Each of the team's last 10 wins is by double digits (19.2 ppg)... New York held Las Vegas to a season-low 61 points on August 6.

R-E, R-E-B, R-E-B-O-U-N-D, RE-BOUND

Over the previous 4 seasons, the Aces recorded the 4 highest defensive rebounds per game averages in WNBA history. The 2023 Aces and Liberty are currently sitting among the top 6.

| Year | Team | DRPG |
|---------|-----------|-------|
| 1. 2021 | Las Vegas | 31.3 |
| 2. 2023 | New York | 29.76 |
| 2. 2019 | Las Vegas | 29.6 |
| 4. 2020 | Las Vegas | 29.3 |
| 5. 2023 | Las Vegas | 28.90 |
| 6. 2022 | Las Vegas | 28.42 |
| 7. 2021 | Seattle | 28.41 |

The Aces hold the top 2 marks for most defensive rebounds in a regulation game in WNBA history, with 44 at Seattle on May 20, 2023, and 43 at Los Angeles on July 1, 2022.

NOTHIN' BUT NET

The Aces are threatening the league records for field goal percentage and two-point field goal percentage in a season this year.

| Team | Year | FG% |
|-------------|------|------|
| Las Vegas | 2023 | 49.9 |
| Chicago | 2020 | 49.1 |
| Los Angeles | 2016 | 48.7 |

| Team | Year | 2PT% |
|-----------|------|-------|
| Las Vegas | 2023 | 55.79 |
| Chicago | 2020 | 55.66 |
| Chicago | 2022 | 54.23 |



GAME NOTES (STATS & RANKINGS THROUGH 8/12)

ONE GOOD TURNOVER DESERVES ANOTHER

The Aces took care of the basketball better than anybody in the WNBA in each of the past 3 seasons. In 2021 and 2022 they took better care of it than anybody in WNBA history.

Turnover Percentage Rank

| | 2020 | 2021 | 2022 | 2023 |
|-----------|------|------|------|------|
| Las Vegas | 15.2 | 14.1 | 14.1 | 14.5 |
| Rank | 1st | 1st | 1st | 1st |

WNBA All-Time Turnover Percentage Leaders

| Team | Year | TO% |
|--------------|------|------|
| 1. Las Vegas | 2021 | 14.1 |
| 2. Las Vegas | 2022 | 14.1 |
| 3. Las Vegas | 2023 | 14.5 |
| 4. Atlanta | 2021 | 14.8 |

BOARD ALLERGIES

Offensive Rebound Percentages have been declining for years now as teams have relied more and more on the 3-pointer as a weapon.

From 1997-2003, no team grabbed fewer than 30 percent of available offensive rebounds.

This season, 9 teams are below 30 percent, and the 2023 Aces, and Mystics are threatening to break into the all-time “low 5” in that category.

| Team | Year | OR% |
|-------------|------|------|
| Los Angeles | 2021 | 23.3 |
| Seattle | 2015 | 23.5 |
| Las Vegas | 2023 | 23.6 |
| New York | 2021 | 24.1 |
| Washington | 2023 | 24.3 |
| Las Vegas | 2022 | 24.5 |

STARTER KIT

The Aces starters set a WNBA record in 2022 by scoring more points than any starting five in league history. Las Vegas is on pace to break that mark again in 2023.

| Team | Year | PPG |
|--------------|------|------|
| 1. Las Vegas | 2023 | 80.5 |
| 2. Las Vegas | 2022 | 77.5 |
| 3. Phoenix | 2007 | 75.1 |

LOW ON RESERVES

Las Vegas’ bench averaged a league-record 35.0 points per game in 2020. Only 7 other teams in WNBA history have averaged more than 30 points per game from their reserves. Two years later, in the Aces’ championship season, the bench averaged 12.9 points—12th in the league. This year, Las Vegas’ reserves are averaging 13.7 points per game (2nd fewest in the league), with the Dallas Wings “leading” the way with 13.0 per game.

ALL SHE DOES IS WIN, WIN, WIN

When Jackie Young turned 25 last September 16, she had 87 regular season wins to her credit—one off the record for most wins prior to turning 25 held by Lynx legend Maya Moore (88).

Mwadi Mabika held the league mark for wins through her 26th birthday until Jackie Young, at 25 years, 329 days, passed Mabika and now owns the record outright with 113.

| Player | Wins |
|-----------------|------|
| 1. Jackie Young | 113 |
| 2. Mwadi Mabika | 112 |
| 3. Maya Moore | 107 |

ACES IN THE COMMUNITY

\$18,500 AND COUNTING EARNED FOR NAMI SO. NEVADA

For each Commissioner’s Cup win this season, teams earn \$2K to donate to a charity of their choice and \$500 for each loss. The Aces are playing for NAMI (National Alliance on Mental Illness) Southern Nevada, and have earned \$18,500 for the organization through their 10 CC games. The winner of the Commissioner’s Cup will earn an additional \$10,000 towards the team’s chosen organization, while the losing team’s organization will receive \$5,000.

NAMI is the nation’s largest grassroots mental health organization dedicated to building better lives for the millions of Americans affected by mental illness, and relies on gifts and contributions to support its important work throughout Southern Nevada.

FLYING ACES

The Aces continue making an impact in the community in a variety of ways. On June 9, BUCKET\$ and Aces staff members visited Nellis Air Force Base where they met with troops, toured the fitness facility and flightline, and passed out Aces gear and tickets for the July 5 “Heroes of the House” Aces game as a way of saying thank you for all they do.

NUMBER IX, NUMBER IX, NUMBER IX

After a successful inaugural event in 2022, which celebrated the 50th anniversary of the passage of Title IX, this year’s The IX Awards again recognized outstanding people who have been instrumental in the fight for equality in sports and beyond.

Held June 13 at Allegiant Stadium, The IXs honored Wyomia Tyus with the Legacy Award, Jackie Joyner-Kersey with the Icon Award, Jessica Mendoza with the Game Changer Award, Elaine Wynn with the Impact Award and Annick Haczkiwicz with the Next Gen Award.

Emceed by Chris Spencer, the IXs features performances by Judith Hill and Broadway in the Hill, and concluded with a 30-minute fireside chat with Tyus.

Highlights from the 2022 The IXs celebration included a fireside chat with Billie Jean King, who was recognized with the Legacy Award, and members of the 1996 U.S. Olympic Women’s Basketball Team, who collectively earned the Game Changer Award.



ALL SHE DOES IS WIN 2

Not only did Becky Hammon lead the Aces to their first championship during her inaugural season at the helm, but she also boasts the highest winning percentage of any coach in WNBA history.

Highest Winning %, minimum 15 games coached

| Coach | W | L | PCT |
|----------------|-----|-----|------|
| Becky Hammon | 52 | 13 | .800 |
| Van Chancellor | 211 | 111 | .655 |
| Carol Ross | 58 | 32 | .644 |
| Cheryl Reeve | 295 | 165 | .641 |
| Joe Bryant | 40 | 24 | .625 |

The only coaches who come close to Hammon's winning percentage are Ryan Weisenberg and Karleen Thompson, who combined to go 11-3 (.786) as the co-head coaches of the Los Angeles Sparks in 2004. The duo replaced Michael Cooper who resigned midway through the year to become the head coach of the Denver Nuggets.

FAST 50

No, not another Fast & The Furious sequel. Becky Hammon became the 2nd fastest coach in WNBA history to reach 50 wins when the Aces upended the Atlanta Dream, 98-81, on August 2. It was Hammon's 62nd game as a head coach in the league. Michael Cooper tops the list with 50 wins in his 1st 57 games on the sidelines.

| Coach | Gm # |
|----------------|------|
| Michael Cooper | 57 |
| Becky Hammon | 62 |
| Van Chancellor | 63 |

POINT GAWD OR SHOOTING GAWD?

Over her last 54 games, including the 2022 postseason (dating to 7/6/22), the 2022 WNBA Final MVP is averaging 16.4 points and 6.7 assists while connecting on 53.7% from the field, 47.2% from 3-point range, and 90.6% from the free throw line. The Aces are 45-9 over that span.

Only 4 players in WNBA history have averaged more than 16.0 points and 6.0 assists over a full season. None came as close to shooting as well as Gray has over her last 52 games.

| | YEAR | PPG | APG | FG% | 3G% | FT% |
|-----------------|-------------|------|-----|------|------|------|
| Chelsea Gray | last 54 gms | 16.4 | 6.7 | 53.7 | 47.2 | 90.6 |
| Diana Taurasi | 2013 | 20.3 | 6.2 | 45.6 | 34.6 | 85.4 |
| Candace Parker | 2015 | 19.4 | 6.3 | 48.9 | 27.9 | 81.5 |
| Diggins-Smith | 2018 | 17.9 | 6.2 | 40.3 | 29.7 | 83.9 |
| Sabrina Ionescu | 2022 | 17.4 | 6.3 | 41.1 | 33.3 | 93.1 |

SILENT BUT DEADLY ASSASSIN

Jackie Young may be quiet off the court, but she is a deadly assassin on it. She is connecting on a league-best 48.0 percent of her 3-pointers on the year, and is taking a run at the WNBA mark for highest 3-point field goal percentage (minimum 100 attempts).

| Player | Year | Team | 3PM | 3PA | 3P% |
|------------------|------|---------|-----|-----|------|
| Leilani Mitchell | 2010 | Liberty | 72 | 148 | .487 |
| Chelsea Gray | 2017 | Sparks | 53 | 110 | .482 |
| Alysha Clark | 2019 | Storm | 51 | 106 | .481 |
| Jackie Young | 2023 | Aces | 71 | 148 | .480 |
| Briann January | 2018 | Mercury | 47 | 100 | .470 |

The record for highest 3-point field goal percentage taking at least 150 from distance is 45.3 percent held by Maya Moore.

| Player | Year | Team | 3PM | 3PA | 3P% |
|-----------------|------|----------|-----|-----|------|
| Maya Moore | 2013 | Lynx | 72 | 159 | .453 |
| Sue Bird | 2016 | Storm | 72 | 162 | .444 |
| Allie Quigley | 2019 | Chicago | 80 | 181 | .442 |
| Sabrina Ionescu | 2023 | New York | 99 | 221 | .448 |
| Katie Douglas | 2011 | Indiana | 66 | 150 | .440 |

Since the start of the 2022 season, Young ranks 1st and Plum ranks 3rd in 3-point field goal percentage among players with a minimum of 50 made 3-pointers.

| Player | 3PM | 3PA | 3P% |
|------------------|-----|-----|-------|
| Jackie Young | 121 | 264 | 45.83 |
| Moriah Jefferson | 61 | 148 | 41.21 |
| Kelsey Plum | 178 | 436 | 40.83 |
| Lexie Brown | 80 | 198 | 40.40 |

50-40-90

In 2019, Washington Mystics guard/forward Elena Delle Donne became the first, and to date only, member of the WNBA's 50-40-90 club by finishing a season with a field goal percentage of 50% or higher, a 3-point field goal percentage of 40% or higher, and a free throw percentage of 90% or higher while qualifying for league leadership in each category.

Chelsea Gray is looking to join Delle Donne this year, and is connecting on 50.6% of her shots from the field, 46.3% from distance and 91.5% from the charity stripe.

Teammate Kelsey Plum is also making a late run at the club having recently raised her shooting slashline to .495/.389/.913.

50-50-80

Jackie Young is trying to start a club of her own and become the first player to finish a season with a field goal percentage (.541) and 3-point field goal percentage (.480) north of 50%, and a free throw percentage of .800 or above (.835).



GAME NOTES (STATS & RANKINGS THROUGH 8/12)

6.93 SHADES OF GRAY

After recording the 2nd and 3rd best passing seasons in franchise history over the past 2 years, Chelsea Gray has her sites set on the top spot.

| Player | Year | APG |
|-------------------|------|------|
| Chelsea Gray | 2023 | 6.93 |
| Danielle Robinson | 2013 | 6.72 |
| Chelsea Gray | 2022 | 6.06 |
| Chelsea Gray | 2021 | 5.91 |
| Becky Hammon | 2011 | 5.82 |

Gray did break the franchise record for total assists in a season a year ago and she is on pace to smash that mark again this year.

| Player | Year | Assists |
|-----------------|------|---------|
| 1. Chelsea Gray | 2022 | 212 |
| 2. Chelsea Gray | 2023 | 201 |
| 3. Becky Hammon | 2011 | 192 |
| 4. Chelsea Gray | 2021 | 189 |
| 5. Kelsey Plum | 2022 | 184 |

TRIPLE A

A'ja Wilson established the franchise record for scoring average in a season as a rookie, and she is taking another run at it this year. She could also become the only player in franchise history to average 20 or more points in a season on 3 occasions.

| Player | Year | PPG |
|----------------|------|-------|
| 1. A'ja Wilson | 2023 | 21.21 |
| 2. A'ja Wilson | 2018 | 20.67 |
| 3. A'ja Wilson | 2020 | 20.45 |
| 4. Kelsey Plum | 2022 | 20.17 |
| 5. A'ja Wilson | 2022 | 19.53 |

BE SURE TO GET ENOUGH POTASSIUM IN YOUR DIET

A'ja Wilson (20.5), Kelsey Plum (19.2) and Jackie Young (18.7) are vying to become the first trio of teammates to average 19 or more points per game in the same season. In fact, no three teammates have ever each averaged 18 or more points in the same season.

RAREFIED AIR

Only 11 players in the history of the league have produced 40 or more games with 20+ points and 10+ rebounds. Of those 11, 5 are active and 2 feature on this year's Aces squad—Candace Parker (2nd) and A'ja Wilson (5th).

WNBA All-Time Games with 20+ points & 10+ rebounds

| Player | 20P/10R Dub-Dubs | Career Games | % of Games |
|---------------------|---------------------|-----------------|---------------|
| 1. Tina Charles | 99 | 391 | 25.3 |
| 2. Candace Parker | 84 | 410 | 20.4 |
| 3. Sylvia Fowles | 82 | 408 | 20.1 |
| 4. Lisa Leslie | 77 | 363 | 21.2 |
| 5. A'ja Wilson | 58 | 178 | 32.6 |
| 6. Tamika Catchings | 56 | 457 | 12.3 |

HEIR B&B (BOARDS & BLOCKS)

A'ja Wilson, who recently secured her 1,500th career rebound, is 2nd in the league in rebounding (9.7 rpg) this year and leads the W in blocked shots (2.17 bpg).

Should she lead the league in both categories, she would become just the 3rd player in WNBA history to do so (Lisa Leslie, 2004 and Candace Parker, 2009).

Only one other player in franchise history has led the WNBA in rebounding (Natalie Williams, 2000).

Only 2 players in WNBA history have led the league in blocked shots 3 or more times (Margo Dydek, 8; Brittney Griner, 8). Should Wilson lead the league in 2023, it would be the 3rd time she has done so.

BLOCK PARTY

A'ja Wilson, who is No. 24 on the league's all-time career blocked shot list, and 5th for average blocked shots, has blocked more shots than anyone else since entering the league in 2018.

Top 5 WNBA Shot Blockers Since 2018

| Name | Blocks |
|-----------------------|--------|
| 1. A'ja Wilson | 317 |
| 2. Brittney Griner | 268 |
| 3. Elizabeth Williams | 250 |

(RE)BOUNDING ALONG

In the Aces Aug. 11 game against the Mystics A'ja Wilson grabbed 12 boards and leapfrogged Margo Dydek to claim the No. 2 spot for rebounders in franchise history.

| Player | Rebounds |
|-------------------------|----------|
| 1. Sophia Young-Malcolm | 1,807 |
| 3. A'ja Wilson | 1,536 |
| 3. Margo Dydek | 1,530 |

GONE STREAKING

The Aces had an 11-game winning streak stopped earlier this season, one game shy of tying the franchise record of 12 straight Ws set by the Silver Stars from June 24-Aug. 12, 2012.

Las Vegas went right back to its winning ways following its first loss of the season, winning 9-straight contests before a July 7 loss at Dallas, marking the third-longest winning streak in franchise history. This year's team, after losing to New York on Aug. 6, now has 3 of the top 4 winning streaks in franchise history.

| Team | Wins | Dates |
|--------------|------|------------------------------|
| Silver Stars | 12 | June 24, 2021-Aug. 21, 2012 |
| Aces | 11 | Aug. 7, 2022-June 6, 2023 |
| Aces | 9 | June 11, 2023-July 5, 2023 |
| Aces | 8 | July 9, 2023-August 1, 2023 |
| Starzz | 8 | July 24, 2001-August 7, 2001 |



ALL RIGHT NOW

A'ja Wilson has made a living at the free throw line, leading the league in attempts in each of her first 3 seasons in the league, while finishing 2nd in 2021 and 3rd in 2022. She currently is ranked No. 1 this year.

| | 2018 | 2019 | 2020 | 2021 | 2022 | 2023 |
|-------|------|------|------|------|------|------|
| FTA/G | 7.5 | 5.5 | 6.8 | 6.2 | 5.2 | 7.2 |
| Rank | 1st | 1st | 1st | 2nd | 3rd | 1st |

Since the start of the 2018 season, Wilson has taken more than 300 more free throws than her nearest competitor.

| Player | FTAs |
|-----------------|------|
| A'ja Wilson | 1132 |
| Breanna Stewart | 813 |
| DeWanna Bonner | 806 |

A'JA WILSON, FUTURE ACES GM?

A'ja Wilson broke the franchise record for most double-doubles in a career in the final game of the 2022 season, passing current Aces GM Natalie Williams.

| Player | 2B-2B |
|------------------|-------|
| A'ja Wilson | 72 |
| Natalie Williams | 53 |
| Margo Dydek | 41 |

Since being drafted, Wilson has secured the most double-doubles in the league from 2018-2023.

| Player | 2B-2B Since 2018 |
|------------------|------------------|
| 1. A'ja Wilson | 72 |
| 2. Sylvia Fowles | 66 |
| 3. Jonquel Jones | 55 |
| 4. Alyssa Thomas | 52 |

MST3K

A'ja Wilson reached the 3,000 career point mark against the Sun on June 8 ([watch it here](#)). At 26 years, 303 days, she became the fifth youngest player to score 3,000 points in her career (Lauren Jackson, 25 years, 27 days).

Wilson also reached the 3,000-points pinnacle in her 157th game, which is the 7th fewest games needed to reach the mark (Elena Delle Donne, 148).

TIPPING BACK 40S

In scoring 40 points against the Lynx on July 9, Kelsey Plum not only upped the franchise scoring standard, since tied by A'ja Wilson, but she also set the bar for all-time WNBA single-game shooting percentage when scoring 40 or more points, eclipsing the 77.27% shot by Liz Cambage when she set the WNBA single-game scoring mark of 53 points.

Top 5 WNBA All-Time Single-Game Field Goal Percentages, 40+ Points

| Player | FGs | FG% | PTS | Date | OPP |
|-----------------|-------|-------|-----|---------|---------|
| Kelsey Plum | 14-18 | 77.78 | 40 | 7/9/23 | Lynx |
| Liz Cambage | 17-22 | 77.27 | 53 | 7/17/18 | Liberty |
| Breanna Stewart | 15-21 | 71.43 | 45 | 5/21/23 | Fever |
| Liz Cambage | 14-20 | 70.00 | 43 | 8/17/18 | Aces |
| Rhyne Howard | 14-20 | 70.00 | 43 | 7/2/23 | Sparks |

Top 5 Franchise Single-Game Scoring Leaders

| Player | PTS | Date | OPP |
|----------------|-----|---------|----------|
| A'ja Wilson | 40 | 8/11/23 | Mystics |
| Kelsey Plum | 40 | 7/9/23 | Lynx |
| Danielle Adams | 39 | 9/15/13 | Dream |
| A'ja Wilson | 39 | 6/29/19 | Fever |
| Becky Hammon | 38 | 6/30/09 | Monarchs |
| Kayla McBride | 38 | 7/27/18 | Wings |

ACES THEME NIGHTS

Throughout the season the Las Vegas Aces are celebrating fans of all ages and backgrounds in a variety of ways.

On May 27 members of the 2022 WNBA Championship team received their rings and the championship banner was unfurled from the roof. The next day the first 7,500 fans were given a replica banner to commemorate the Aces first WNBA title.

But that was just the beginning.

June 11 was Kids Day, on June 15 the Aces celebrated Pride Month, June 26 was Bobblehead Night, featuring giveaways of limited-edition 2022 WNBA Finals MVP Chelsea Gray bobbleheads, July 5 honored members of the military, first responders and all local heroes on Heroes of the House Night and July 11 was Sneakerhead Night.

Breast Health Awareness Night was Aug. 1 and featured special moments throughout the game that paid tribute to survivors and honor lives lost. The Aces helped raise funds benefitting the Kay Yow Cancer Fund via the "[Shooting for a Cure](#)" PledgIt Campaign, while simultaneously raising awareness around Triple Negative Breast Cancer and its disproportionate effects on Black women.

Aug. 18 vs. Los Angeles: Alumni Night

It's time to celebrate and honor the history of the Aces as we honor alumni. The franchise will be bringing back former players who played for the Utah Starzz (1997-2002), the San Antonio Stars (2003-2017) and Las Vegas Aces (2018-current). These players have shattered expectations on and off the court. They have stood at the forefront of advancement, inclusion and social change, and following the game fans will have the opportunity to attend an autograph session with franchise alumni.

Sept. 10 vs. Phoenix: Fan Appreciation Day

The Aces will celebrate and show appreciation to their loyal and dedicated fanbase! All fans in attendance will receive an exclusive team poster, and the Aces will thank the fans with in-game giveaways, contests and 40% off at in-arena retail locations.



Las Vegas Aces President Nikki Fargas announced on December 31, 2021 that the team hired San Antonio Spurs assistant, and 6-time WNBA All-Star Becky Hammon as the team's head coach. Hammon rewarded the Aces less than nine months later with the franchise's first WNBA Championship.

The seeds for Hammon's hiring were originally sewn when the Aces retired her jersey on September 13, 2021. That ceremony served as the culmination of the franchise's 25th anniversary alumni initiative, which saw the Aces embrace their Utah and San Antonio roots, and celebrate the players who helped build the franchise and the league from the ground up. Las Vegas owner Mark Davis spent time with Hammon and her family that week, and walked away understandably impressed.

Hammon played 16 seasons in the WNBA, including her final eight in San Antonio, where she led the franchise to its first finals appearance in 2008.

On August 5, 2014, Spurs head coach Gregg Popovich hired Hammon as a full-time assistant making her the first woman in NBA history to hold that position.

Since that time, Hammon has continued to accumulate coaching 'firsts' in the NBA. On July 3, 2015, she became the first woman to serve as head coach in the NBA's Summer League where she led the Spurs to the league title.

Less than a year later, Hammon became the first woman to be part of an All-Star coaching staff, and on December 30, 2020, following Popovich's ejection in San Antonio's game against Los Angeles, Hammon took over on the bench, becoming the first woman acting head coach in the history of the NBA.

A member of the league's 15th, 20th and 25th anniversary teams, Hammon went undrafted in 1999 following her All-American career at Colorado State. She signed with New York as a free agent that same year, helping the team to WNBA Finals appearances in three of her first four years in the Big Apple.

The Rapid City, SD native earned her first All-Star nod in 2003, and represented New York on the Eastern Conference squad in 2005 and 2006 as well.



Following the 2006 season, New York traded Hammon to San Antonio. In her first year in silver and black, she posted what were then career highs in scoring (18.8 ppg), and assists (5.0) while earning another trip to the WNBA All-Star Game. As a team, the Silver Stars made their first appearance in the postseason since 2002, falling to Phoenix in the Western Conference Finals.

In 2008, Hammon led San Antonio to its first trip to the WNBA Finals where they fell to Detroit. The Silver Stars made the playoffs in each of her seven full seasons with the team, and Hammon once again was named to the All-Star team in 2009 and 2011.

She retired as the franchise leader in assists per game (5.1) and scoring average (15.6), and the WNBA leader in career free throw percentage (89.7).

Hammon, who will be inducted into the Naismith Memorial Hall of Fame this year, was inducted into the Colorado Sports Hall of Fame in 2015 and the San Antonio Sports Hall of Fame in 2018.

HEAD COACH BECKY HAMMON



| | | | |
|--|-----------------------|---|---------------------------|
| Colorado State (1995-99) | | WNBA (1999-2014) | |
| All-American | 1997, 1998, 1999 | New York Liberty | 1999-2006 |
| NCAA Sweet Sixteen | 1999 | San Antonio Stars | 2007-14 |
| NCAA Second Round | 1996, 1998 | | |
| WAC Mountain Division Player of the Year | 1997-98, 1998-99 | All-Star | 2003, 2005-07, 2009, 2011 |
| WAC Pacific Division Player of the Year | 1996-97 | All-WNBA First Team | 2007, 2009 |
| WAC Tournament MVP | 1996 | All-WNBA Second Team | 2005, 2008 |
| WAC Freshman of the Year | 1995-96 | WNBA Assists Leader | 2007 |
| WAC All-Time Leading Scorer | 2,740 points, 1995-99 | WNBA 15th Anniversary Team | 2011 |
| WAC Single-Season Scoring Leader | 824 points, 1998-99 | WNBA 20th Anniversary Team | 2016 |
| WAC Single-Season Made 3-Pointers Leader | 114, 1998-99 | WNBA 25th Anniversary Team | 2021 |
| No. 25 Retired by Colorado State | January 22, 2005 | WNBA Finals | 1999, 2000, 2002, 2008 |
| Coaching Career (2014-present) | | No. 25 Retired by San Antonio | June 25, 2016 |
| San Antonio Spurs Assistant (NBA) | 2014-22 | No. 25 Retired by Las Vegas | September 13, 2021 |
| Las Vegas Aces (WNBA) | 2022-present | | |
| WNBA Champion | | Halls of Fame | |
| Coach of the Year | 2022 | Naismith Memorial Basketball Hall of Fame | 2023 |
| Coach of the Month | June 2023, May 2022 | San Antonio Sports Hall of Fame | 2018 |
| Commissioner's Cup Champion | 2022 | Colorado Sports Hall of Fame | 2015 |

WNBA HEAD COACH RECORD

| TEAM | YEAR | REG W-L | PCT | WNBA FIN | POST W-L | PCT | NOTES |
|----------------|----------------|--------------|-------------|----------|----------|------|--|
| Las Vegas Aces | 2022 | 26-10 | .722 | 1st | 8-2 | .800 | WNBA Champion, Commissioner's Cup Champion |
| Las Vegas Aces | 2023 | 26-3 | .897 | | | | |
| Totals | 2 Years | 52-13 | .800 | | | | |

NBA ASSISTANT COACH RECORD

| TEAM | YEAR | REG W-L | PCT | CON FIN | POST W-L | PCT | NOTES |
|-------------------|----------------|----------------|-------------|---------|--------------|-------------|--------------------------------|
| San Antonio Spurs | 2014-15 | 55-27 | .671 | 6th | 3-4 | .429 | Western Conference First Round |
| San Antonio Spurs | 2015-16 | 67-15 | .817 | 2nd | 6-4 | .600 | Western Conference Semifinals |
| San Antonio Spurs | 2016-17 | 61-21 | .744 | 2nd | 8-8 | .500 | Western Conference Finals |
| San Antonio Spurs | 2017-18 | 47-35 | .573 | 7th | 1-4 | .250 | Western Conference First Round |
| San Antonio Spurs | 2018-19 | 48-34 | .585 | 7th | 3-4 | .429 | Western Conference First Round |
| San Antonio Spurs | 2019-20 | 32-39 | .451 | 11th | - | .- | - |
| San Antonio Spurs | 2020-21 | 33-39 | .458 | 10th | - | .- | - |
| San Antonio Spurs | 2021-22 | 34-48 | .415 | 10th | - | .- | - |
| Totals | 8 Years | 377-258 | .594 | | 21-24 | .467 | |

WNBA STATISTICS

| Year | Tm | G | GS | MP | FG | FGA | FG% | 3P | 3PA | 3P% | 2P | 2PA | 2P% | eFG% | FT | FTA | FT% | OR | DR | REB | RPG | A | S | B | TO | PF | PTS | PPG |
|---------------|-----|------------|------------|--------------|-------------|-------------|-------------|------------|-------------|-------------|-------------|-------------|-------------|-------------|-------------|-------------|-------------|------------|------------|-------------|------------|-------------|------------|-----------|-------------|------------|-------------|-------------|
| 1999 | NYL | 30 | 0 | 202 | 27 | 64 | .422 | 11 | 38 | .289 | 16 | 26 | .615 | .508 | 15 | 17 | .882 | 2 | 17 | 19 | 0.6 | 17 | 6 | 0 | 24 | 27 | 80 | 2.7 |
| 2000 | NYL | 32 | 16 | 835 | 119 | 252 | .472 | 52 | 141 | .369 | 67 | 111 | .604 | .575 | 61 | 69 | .884 | 19 | 45 | 64 | 2.0 | 58 | 29 | 1 | 62 | 55 | 351 | 11.0 |
| 2001 | NYL | 32 | 0 | 619 | 90 | 197 | .457 | 42 | 111 | .378 | 48 | 86 | .558 | .563 | 40 | 51 | .784 | 10 | 42 | 52 | 1.6 | 51 | 27 | 1 | 48 | 46 | 262 | 8.2 |
| 2002 | NYL | 32 | 1 | 659 | 87 | 197 | .442 | 44 | 114 | .386 | 43 | 83 | .518 | .553 | 38 | 56 | .679 | 18 | 50 | 68 | 2.1 | 54 | 25 | 0 | 55 | 49 | 256 | 8.0 |
| 2003 | NYL | 11 | 2 | 257 | 50 | 87 | .575 | 23 | 49 | .469 | 27 | 38 | .711 | .707 | 39 | 41 | .951 | 1 | 20 | 21 | 1.9 | 18 | 10 | 1 | 27 | 13 | 162 | 14.7 |
| 2004 | NYL | 34 | 34 | 1130 | 153 | 354 | .432 | 57 | 170 | .335 | 96 | 184 | .522 | .513 | 97 | 116 | .836 | 17 | 101 | 118 | 3.5 | 150 | 58 | 2 | 118 | 73 | 460 | 13.5 |
| 2005 | NYL | 34 | 34 | 1165 | 145 | 336 | .432 | 65 | 178 | .365 | 80 | 158 | .506 | .528 | 118 | 131 | .901 | 20 | 94 | 114 | 3.4 | 146 | 60 | 2 | 107 | 77 | 473 | 13.9 |
| 2006 | NYL | 22 | 20 | 674 | 107 | 252 | .425 | 37 | 108 | .343 | 70 | 144 | .486 | .498 | 72 | 75 | .960 | 6 | 60 | 66 | 3.0 | 81 | 29 | 3 | 65 | 46 | 323 | 14.7 |
| 2007 | SAS | 28 | 27 | 934 | 179 | 402 | .445 | 74 | 183 | .404 | 105 | 219 | .479 | .537 | 95 | 102 | .931 | 8 | 69 | 77 | 2.8 | 140 | 23 | 5 | 114 | 51 | 527 | 18.8 |
| 2008 | SAS | 33 | 33 | 1101 | 171 | 438 | .390 | 77 | 220 | .350 | 94 | 218 | .431 | .478 | 163 | 174 | .937 | 13 | 78 | 91 | 2.8 | 161 | 43 | 7 | 104 | 60 | 582 | 17.6 |
| 2009 | SAS | 31 | 31 | 1049 | 200 | 447 | .447 | 76 | 206 | .369 | 124 | 241 | .515 | .532 | 128 | 142 | .901 | 25 | 78 | 103 | 3.3 | 156 | 49 | 12 | 111 | 54 | 604 | 19.5 |
| 2010 | SAS | 32 | 32 | 1075 | 159 | 360 | .442 | 69 | 177 | .390 | 90 | 183 | .492 | .538 | 97 | 101 | .960 | 16 | 77 | 93 | 2.9 | 172 | 36 | 8 | 108 | 61 | 484 | 15.1 |
| 2011 | SAS | 33 | 33 | 1050 | 176 | 400 | .440 | 75 | 193 | .389 | 101 | 207 | .488 | .534 | 99 | 111 | .892 | 5 | 91 | 96 | 2.9 | 192 | 49 | 7 | 119 | 51 | 526 | 15.9 |
| 2012 | SAS | 33 | 33 | 998 | 160 | 363 | .441 | 80 | 184 | .435 | 80 | 179 | .447 | .551 | 85 | 97 | .876 | 9 | 74 | 83 | 2.5 | 176 | 31 | 6 | 106 | 37 | 485 | 14.7 |
| 2013 | SAS | 1 | 1 | 12 | 1 | 3 | .333 | 0 | 1 | .000 | 1 | 2 | .500 | .333 | 0 | 0 | | 0 | 1 | 1 | 1.0 | 1 | 0 | 0 | 3 | 0 | 2 | 2.0 |
| 2014 | SAS | 32 | 32 | 784 | 91 | 218 | .417 | 47 | 118 | .398 | 44 | 100 | .440 | .525 | 35 | 35 | 1.000 | 3 | 42 | 45 | 1.4 | 135 | 13 | 4 | 53 | 37 | 264 | 8.3 |
| Career | | 450 | 329 | 12544 | 1915 | 4370 | .438 | 829 | 2191 | .378 | 1086 | 2179 | .498 | .533 | 1182 | 1318 | .897 | 172 | 939 | 1111 | 2.5 | 1708 | 488 | 59 | 1224 | 737 | 5841 | 13.0 |



KIERSTAN BELL

#1

Guard

6-1

Florida Gulf Coast '22

2nd Year

WNBA Career Highlights

- 2022 WNBA Champion

2023 (Las Vegas)

- Tied her career-high 12 points on June 15

2022 (Las Vegas)

- Won WNBA Championship ... Scored 10 or more points on 1 occasion, a career-high 12 vs. Los Angeles on May 23 ... In the playoffs, scored 10 or more points on 1 occasion, including a career-playoff high 11 vs. Phoenix on August 20

Collegiate Honors & Notes (Florida Gulf Coast/ Ohio State)

- Named ASUN Player of the Year as a sophomore ... Became the first player in program history to record a 20-20 game (24 pts, 20 rebs) in FGCU debut vs Davidson on November 30, 2020 ... 2021, 2022 All-American honorable mention (2021, 2022) by the AP, USBWA and WBCA ... 2-time Becky Hammon Mid-Major Player of the Year

High School Career

- 3-time Ohio Ms. Basketball ... Ohio Gatorade Player of the Year

Personal

- Finished as the 4th-leading prep scorer in the history of Ohio (2,833 pts) ... Daughter of Perry Bell and Amanda Hubbs ... Has one sibling, Sa'renity

Go to Kierstan Bell's complete bio online

- Online bio includes items such as expanded WNBA statistics, more notes, college and international statistics, and more!

Record Without

| Year | Games Missed | Record With | Record Without |
|--------|--------------|-------------|----------------|
| 2022 | 15 | 18-3 | 8-7 |
| 2023 | 3 | 24-2 | 2-1 |
| Totals | 18 | 42-5 | 10-8 |

Season Highs

| | PTS | REBS | ASTS | STLS | BLKS | MIN | FG | FGA | 3G | 3GA | FT | FTA |
|------|-----|------|------|------|------|-------|----|-----|----|-----|----|-----|
| 2022 | 12 | 5 | 2 | 1 | 1 | 15:48 | 4 | 6 | 2 | 4 | 2 | 2 |
| 2023 | 15 | 5 | 2 | 2 | 2 | 19:24 | 5 | 9 | 3 | 6 | 2 | 2 |

WNBA Rankings

| | PPG | RPG | APG | SPG | BPG | MPG | FG% | 3G% | FT% |
|------|-----|-----|-----|-----|-----|-----|-----|-----|-----|
| 2022 | --- | --- | --- | --- | --- | --- | --- | --- | --- |

Milestones

| Mark | Opponent | Date | Gm. |
|--------|----------|--------------|-----|
| 1st Pt | Phoenix | May 21, 2022 | 5 |

Upcoming Milestones

| Mark | Category | Current |
|------|----------|---------|
| 200 | Points | 139 |
| 100 | Rebounds | 54 |
| 100 | Assists | 18 |

| | Reb | Asts | Double Doubles |
|--------|-----|------|----------------|
| Year | 10+ | 10+ | Pt-Reb |
| 2022 | 0 | 0 | 0 |
| 2023 | 0 | 0 | 0 |
| Totals | 0 | 0 | 0 |

Scoring

| Year | 10+ | 20+ |
|--------|-----|-----|
| 2022 | 1 | 0 |
| 2023 | 3 | 0 |
| Totals | 4 | 0 |

Regular Season Highs**2023**

| | | | |
|------|-------|---------------|----------|
| PTS | 15 | Atlanta | August 1 |
| REBS | 5 | @ Connecticut | June 8 |
| ASTS | 2 | @ Dallas | August 8 |
| STLS | 2 | Minnesota | July 18 |
| BLKS | 2 | Los Angeles | May 27 |
| MIN | 19:24 | @ Dallas | August 8 |

CAREER

| | | | |
|------|-------|-------------------|---------------|
| PTS | 15 | Atlanta | Aug. 1, 2023 |
| REBS | 5 | 2x, last @ Conn | June 8, 2023 |
| ASTS | 2 | 2x, last @ Dallas | Aug. 8, 2023 |
| STLS | 2 | Minnesota | July 18, 2023 |
| BLKS | 2 | Los Angeles | May 27, 2023 |
| MIN | 19:24 | @ Dallas | Aug 8, 2023 |

Career Regular Season Statistics

| YEAR | TM | G | GS | MP | FG | FGA | FG% | 3P | 3PA | 3P% | 2P | 2PA | 2P% | eFG% | FT | FTA | FT% | OR | DR | REB | RPG | A | S | B | TO | Pf | PTS | PPG |
|--------|-----|----|----|-----|----|-----|------|----|-----|------|----|-----|------|------|----|-----|-------|----|----|-----|-----|----|----|---|----|----|-----|-----|
| 2022 | LVA | 21 | 1 | 121 | 10 | 33 | .303 | 3 | 22 | .136 | 7 | 11 | .636 | .348 | 4 | 4 | 1.000 | 4 | 15 | 19 | 0.9 | 7 | 2 | 3 | 5 | 10 | 27 | 1.3 |
| 2023 | LVA | 26 | 0 | 301 | 45 | 117 | .385 | 19 | 62 | .306 | 26 | 55 | .473 | .466 | 3 | 6 | .500 | 6 | 29 | 35 | 1.3 | 11 | 13 | 4 | 9 | 32 | 112 | 4.3 |
| Career | | 47 | 1 | 422 | 55 | 150 | .367 | 22 | 84 | .262 | 33 | 66 | .500 | .440 | 7 | 10 | .700 | 10 | 44 | 54 | 1.1 | 18 | 15 | 7 | 14 | 42 | 139 | 3.0 |



ALAINA COATES

#81

Center6-4South Carolia '175th Year

- 2023 (Las Vegas)
 - Signed an emergency hardship contract with the Aces on Aug. 2; signed a second one on Aug. 9.
- 2023 (Phoenix)
 -
- 2022 (Indiana)
 -
- 2020 (Washington)
 -
- 2019 (Atlanta)
 -
- 2019 (Minnesota)
 -
- 2018 (Chicago)
 -
- Collegiate Honors & Notes (South Carolina)
 - 2017 NCAA Champion ...

| | PTS | REBS | ASTS | STLS | BLKS | MIN | FG | FGA | 3G | 3GA | FT | FTA |
|------|-----|------|------|------|------|-------|----|-----|----|-----|----|-----|
| 2018 | 10 | 10 | 3 | 1 | 2 | 29:41 | 5 | 7 | 0 | 0 | 3 | 5 |
| 2019 | 10 | 10 | 1 | 1 | 3 | 21:06 | 4 | 6 | 0 | 0 | 3 | 4 |
| 2020 | 11 | 9 | 3 | 3 | 2 | 22:21 | 4 | 5 | 0 | 0 | 5 | 7 |
| 2022 | 6 | 5 | 1 | 1 | 2 | 14:45 | 2 | 2 | 0 | 0 | 4 | 4 |
| 2023 | 3 | 3 | 0 | 1 | 0 | 7:09 | 1 | 2 | 0 | 0 | 1 | 2 |

| Milestones | | | | Upcoming Milestones | | | |
|------------|------------|--------------|-----|---------------------|----------|---------|--|
| Mark | Opponent | Date | Gm. | Mark | Category | Current | |
| # 1st Pt | at Indiana | May 19, 2018 | 1 | 300 | Points | 256 | |
| | | | | 300 | Rebounds | 238 | |

| Reb | | | | Asts | | | | Double Doubles | | | | Scoring | | | |
|--------|-----|--|--|------|--|--|--|----------------|--|--|--|---------|-----|--|-----|
| Year | 10+ | | | 10+ | | | | Pt-Reb | | | | Year | 10+ | | 20+ |
| 2018 | 2 | | | 0 | | | | 0 | | | | 2018 | 2 | | 0 |
| 2019 | 1 | | | 0 | | | | 0 | | | | 2019 | 1 | | 0 |
| 2020 | 0 | | | 0 | | | | 0 | | | | 2020 | 1 | | 0 |
| 2022 | 0 | | | 0 | | | | 0 | | | | 2022 | 0 | | 0 |
| 2023 | 0 | | | 0 | | | | 0 | | | | 2023 | 0 | | 0 |
| Totals | 3 | | | 0 | | | | 0 | | | | Totals | 4 | | 0 |

| 2023 | | | | CAREER | | | |
|------|------|-----------------|----------|--------|-------|------------------------|----------------|
| PTS | 3 | @ Dallas | August 8 | PTS | 11 | Dallas | Aug. 21, 2020 |
| REBS | 3 | @ New York | August 6 | REBS | 10 | 3x, last vs. Las Vegas | Sept. 5, 2019 |
| ASTS | 0 | | | ASTS | 3 | 2x, last vs. Phoenix | Aug. 10, 2020 |
| STLS | 1 | 2x, lasts at NY | August 6 | STLS | 3 | New York | Sept. 12, 2020 |
| BLKS | 0 | | | BLKS | 3 | Chicago | Aug. 20, 2019 |
| MINS | 7:09 | @ New York | August 6 | MINS | 29:41 | @ Indiana | Aug. 19, 2018 |

| Career Regular Season Statistics | | | | | | | | | | | | | | | | | | | | | | | | | | | | |
|----------------------------------|-----|----|----|-----|----|-----|-------|----|-----|------|----|-----|-------|-------|----|-----|------|----|-----|-----|-----|----|----|----|----|-----|-----|-----|
| YEAR | TM | G | GS | MP | FG | FGA | FG% | 3P | 3PA | 3P% | 2P | 2PA | 2P% | eFG% | FT | FTA | FT% | OR | DR | REB | RPG | A | S | B | TO | PF | PTS | PPG |
| 2018 | CHI | 32 | 0 | 364 | 42 | 74 | .568 | 0 | 0 | ---- | 42 | 74 | .568 | .568 | 25 | 40 | .625 | 39 | 63 | 102 | 3.2 | 13 | 6 | 7 | 17 | 58 | 109 | 3.4 |
| 2019 | MIN | 14 | 0 | 92 | 15 | 31 | .484 | 0 | 0 | ---- | 15 | 31 | .484 | .484 | 5 | 8 | .625 | 13 | 20 | 33 | 2.4 | 1 | 3 | 5 | 5 | 17 | 35 | 2.5 |
| 2019 | ATL | 9 | 0 | 75 | 9 | 14 | .643 | 0 | 0 | ---- | 9 | 14 | .643 | .643 | 7 | 13 | .538 | 8 | 19 | 27 | 3.0 | 1 | 2 | 6 | 4 | 20 | 25 | 2.8 |
| 2019 | TOT | 23 | 0 | 167 | 24 | 45 | .533 | 0 | 0 | ---- | 24 | 45 | .533 | .533 | 12 | 21 | .571 | 21 | 39 | 60 | 2.6 | 2 | 5 | 11 | 9 | 37 | 60 | 2.6 |
| 2020 | WAS | 20 | 0 | 197 | 18 | 34 | .529 | 0 | 0 | ---- | 18 | 34 | .529 | .529 | 14 | 26 | .538 | 20 | 35 | 55 | 2.8 | 9 | 7 | 4 | 12 | 33 | 50 | 2.5 |
| 2022 | IND | 8 | 0 | 75 | 7 | 11 | .636 | 0 | 0 | ---- | 7 | 11 | .636 | .636 | 14 | 15 | .933 | 6 | 10 | 16 | 2.0 | 2 | 2 | 3 | 5 | 18 | 28 | 3.5 |
| 2023 | PHO | 2 | 0 | 5 | 1 | 1 | 1.000 | 0 | 0 | ---- | 1 | 1 | 1.000 | 1.000 | 0 | 0 | ---- | 0 | 0 | 0 | 0.0 | 0 | 1 | 0 | 0 | 1 | 2 | 1.0 |
| 2023 | LVA | 3 | 0 | 16 | 3 | 4 | .750 | 0 | 0 | ---- | 3 | 4 | .750 | .750 | 1 | 2 | .500 | 1 | 4 | 5 | 1.7 | 0 | 1 | 0 | 6 | 6 | 7 | 2.3 |
| 2023 | TOT | 5 | 0 | 21 | 4 | 5 | .800 | 0 | 0 | ---- | 4 | 5 | .800 | .800 | 1 | 2 | .500 | 1 | 4 | 5 | 1.0 | 0 | 2 | 0 | 6 | 7 | 9 | 1.8 |
| Career | | 88 | 0 | 824 | 95 | 169 | .562 | 0 | 0 | ---- | 95 | 169 | .562 | .562 | 66 | 104 | .635 | 87 | 151 | 238 | 2.7 | 26 | 22 | 25 | 49 | 153 | 256 | 2.9 |



ALYSHA CLARK

#7

Forward
5-11
Middle Tennessee '10
9th Year

WNBA Career Highlights

- 2018, 2020 WNBA Champion
- 2020 WNBA All-Defensive First Team
- 2019 WNBA All-Defensive Second Team

2023 (Las Vegas)

- ...

2022 (Washington)

- Finished 1st in the WNBA in 2-point field goal percentage (.629) ... Scored in double figures on 9 occasions, including a season-high 20 points at Las Vegas on June 25

2021 (Washington)

- Did Not Play

2020 (Seattle)

- Led the WNBA in Offensive Efficiency Rating (132.6), which, heading into the 2023 season, is the 3rd highest in league history per Basketball Reference ... Led WNBA in 3-point field goal percentage with what was, at the time, the 5th highest percentage in league history ... Finished 3rd in the WNBA in 2-point field goal percentage (.588), 1st in true shooting percentage (.693) and 2nd in effective field goal percentage (.677)

2019 (Seattle)

- Finished 8th in the WNBA in true shooting percentage (.602) and 4th in effective field goal percentage (.589)

2018 (Seattle) ...

2017 (Seattle)

- Finished 3rd in the WNBA in 2-point field goal percentage (.622), and 8th in effective field goal percentage (.579)

2016 (Seattle)

- Finished 10th in 2-point field goal percentage, 10th in true shooting percentage (.609) and 9th in effective field goal percentage (.567)

2015 (Seattle)

- Led the WNBA in 2-point field goal percentage (.689), true shooting percentage (.646) and effective field goal percentage (.620)

2014 (Seattle) ...

2013 (Seattle) ...

2012 (Seattle) ...

Collegiate Honors & Notes (Middle Tennessee St./Belmont)

- Two-time Sun Belt Player of the Year (2008-09, 2009-10) ... Two-time Sun Belt Tournament Most Outstanding Player (2008-09, 2009-10) ... Two-time leading scorer in the nation (2008-09, 2009-10) ... As a senior, named to the USBWA All-America and Lowe's Senior First Teams, AP and Full Court Press Second Teams, to the NetScouts Basketball and Basketball Times Third Teams, and to the State Farm/WBCA Honorable Mention Team

Personal

- Has seven siblings—William, LaTonya, Kenneth Jr., Tisha, Corey, Ajia and Arlisha ... Born in Denver, went to high school in Mount Juliet, Tennessee.

Go to Alysha Clark's complete bio online

- Online bio includes items such as expanded WNBA statistics, more notes, college and international statistics, and more!

Record Without

| Year | Games Missed | Record With | Record Without |
|---------------|--------------|----------------|----------------|
| 2012 | 11 | 12-11 | 4- 7 |
| 2013 | 1 | 16-17 | 1- 0 |
| 2014 | 0 | 12-22 | 0- 0 |
| 2015 | 1 | 10-23 | 0- 1 |
| 2016 | 1 | 16-17 | 0- 1 |
| 2017 | 1 | 14-19 | 1- 0 |
| 2018 | 4 | 23- 7 | 3- 1 |
| 2019 | 3 | 17-14 | 1- 2 |
| 2020 | 0 | 18- 4 | 0- 0 |
| 2021 | 32 | 0- 0 | 12-20 |
| 2022 | 7 | 18-11 | 4- 3 |
| 2023 | 0 | 26- 3 | 0- 0 |
| Totals | 61 | 182-147 | 26-35 |

Season Highs

| | PTS | REBS | ASTS | STLS | BLKS | MIN | FG | FGA | 3G | 3GA | FT | FTA |
|------|-----|------|------|------|------|-------|----|-----|----|-----|----|-----|
| 2012 | 9 | 8 | 1 | 1 | 1 | 26:00 | 4 | 7 | 2 | 3 | 3 | 4 |
| 2013 | 11 | 6 | 2 | 2 | 1 | 25:00 | 4 | 9 | 3 | 5 | 3 | 5 |
| 2014 | 8 | 6 | 2 | 2 | 4 | 27:00 | 4 | 8 | 2 | 4 | 4 | 4 |
| 2015 | 14 | 9 | 3 | 3 | 1 | 32:47 | 5 | 9 | 3 | 5 | 4 | 5 |
| 2016 | 23 | 8 | 7 | 3 | 1 | 35:22 | 7 | 13 | 3 | 7 | 7 | 8 |
| 2017 | 22 | 10 | 5 | 2 | 1 | 36:19 | 9 | 13 | 3 | 5 | 4 | 4 |
| 2018 | 17 | 8 | 4 | 5 | 1 | 38:17 | 6 | 9 | 3 | 6 | 8 | 8 |
| 2019 | 21 | 10 | 6 | 3 | 4 | 35:59 | 7 | 14 | 4 | 7 | 5 | 6 |
| 2020 | 16 | 8 | 6 | 4 | 2 | 36:31 | 7 | 12 | 4 | 6 | 4 | 5 |
| 2022 | 20 | 9 | 5 | 4 | 1 | 40:50 | 8 | 11 | 4 | 7 | 4 | 4 |
| 2023 | 12 | 8 | 4 | 2 | 1 | 35:08 | 4 | 8 | 4 | 7 | 3 | 4 |

PLAYER PROFILES



WNBA Rankings

| | PPG | RPG | APG | SPG | BPG | MPG | FG% | 3G% | FT% |
|------|-----|-----|-----|------|-----|------|------|-----|-----|
| 2012 | --- | --- | --- | --- | --- | --- | --- | --- | --- |
| 2013 | --- | --- | --- | --- | --- | --- | --- | --- | --- |
| 2014 | --- | --- | --- | --- | --- | --- | --- | --- | --- |
| 2015 | --- | --- | --- | --- | --- | --- | 5th | --- | --- |
| 2016 | --- | --- | --- | --- | --- | --- | 16th | 9th | --- |
| 2017 | --- | --- | --- | --- | --- | --- | 7th | --- | --- |
| 2018 | --- | --- | --- | --- | --- | --- | --- | --- | --- |
| 2019 | --- | --- | --- | --- | --- | --- | 18th | 1st | --- |
| 2020 | --- | --- | --- | 13th | --- | 23rd | 4th | 1st | --- |
| 2022 | --- | --- | --- | --- | --- | --- | --- | --- | --- |

Milestones

| Mark | Opponent | Date | Gm. # |
|-------------|---------------|---------------|-------|
| 1st Pt | Tulsa | June 1, 2012 | 1 |
| 1,000th Pt | @ Dallas | July 1, 2017 | 171 |
| 2,000th Pt | @ Seattle | June 23, 2022 | 286 |
| 1,000th Reb | @ Connecticut | July 3, 2022 | 289 |

Upcoming Milestones

| Mark | Category | Current |
|-------|----------|---------|
| 2,500 | Points | 2,321 |
| 1,500 | Rebounds | 1,152 |
| 500 | Assists | 481 |
| 300 | Steals | 247 |

| Reb | | | | | Asts | | | | | Double Doubles | | | | | Scoring | | | | |
|--------|-----|-----|--------|--------|--------|-----|-----|--------|--------|----------------|-----|-----|--------|--------|---------|-----|-----|--------|--------|
| Year | 10+ | 10+ | Pt/Reb | Pt/Ast | Year | 10+ | 10+ | Pt/Reb | Pt/Ast | Year | 10+ | 10+ | Pt/Reb | Pt/Ast | Year | 10+ | 10+ | Pt/Reb | Pt/Ast |
| 2012 | 0 | 0 | 0 | 0 | 2012 | 0 | 0 | 0 | 0 | 2012 | 0 | 0 | 0 | 0 | 2012 | 0 | 0 | 0 | 0 |
| 2013 | 0 | 0 | 0 | 0 | 2013 | 2 | 0 | 0 | 0 | 2013 | 2 | 0 | 0 | 0 | 2013 | 2 | 0 | 0 | 0 |
| 2014 | 0 | 0 | 0 | 0 | 2014 | 0 | 0 | 0 | 0 | 2014 | 0 | 0 | 0 | 0 | 2014 | 0 | 0 | 0 | 0 |
| 2015 | 0 | 0 | 0 | 0 | 2015 | 9 | 0 | 0 | 0 | 2015 | 9 | 0 | 0 | 0 | 2015 | 9 | 0 | 0 | 0 |
| 2016 | 0 | 0 | 0 | 0 | 2016 | 14 | 2 | 0 | 0 | 2016 | 14 | 2 | 0 | 0 | 2016 | 14 | 2 | 0 | 0 |
| 2017 | 1 | 0 | 0 | 0 | 2017 | 12 | 2 | 0 | 0 | 2017 | 12 | 2 | 0 | 0 | 2017 | 12 | 2 | 0 | 0 |
| 2018 | 0 | 0 | 0 | 0 | 2018 | 9 | 0 | 0 | 0 | 2018 | 9 | 0 | 0 | 0 | 2018 | 9 | 0 | 0 | 0 |
| 2019 | 1 | 0 | 0 | 0 | 2019 | 16 | 1 | 0 | 0 | 2019 | 16 | 1 | 0 | 0 | 2019 | 16 | 1 | 0 | 0 |
| 2020 | 0 | 0 | 0 | 0 | 2020 | 13 | 0 | 0 | 0 | 2020 | 13 | 0 | 0 | 0 | 2020 | 13 | 0 | 0 | 0 |
| 2022 | 0 | 0 | 0 | 0 | 2022 | 9 | 1 | 0 | 0 | 2022 | 9 | 1 | 0 | 0 | 2022 | 9 | 1 | 0 | 0 |
| 2023 | 0 | 0 | 0 | 0 | 2023 | 8 | 0 | 0 | 0 | 2023 | 8 | 0 | 0 | 0 | 2023 | 8 | 0 | 0 | 0 |
| Totals | 2 | 0 | 0 | 0 | Totals | 92 | 6 | 0 | 0 | Totals | 92 | 6 | 0 | 0 | Totals | 92 | 6 | 0 | 0 |

Regular Season Highs

2023

| | | | |
|------|-------|--------------------|---------|
| PTS | 12 | Dallas | July 30 |
| REBS | 8 | @ Los Angeles | July 12 |
| ASTS | 4 | @ Phoenix | June 21 |
| STLS | 2 | 4x, last @ Seattle | July 20 |
| BLKS | 1 | 4x, last @ Dallas | Aug. 8 |
| MINs | 35:08 | Dallas | July 5 |

CAREER

| | | | |
|------|----|-------------------------|---------------|
| PTS | 23 | New York | June 5, 2016 |
| REBS | 10 | 2x, last vs Los Angeles | June 21, 2019 |
| ASTS | 7 | @ Atlanta | Sept. 4, 2016 |
| STLS | 5 | @ Los Angeles | June 7, 2018 |
| BLKS | 4 | 2x, last @ Chicago | June 9, 2019 |
| MINs | 41 | @ Las Vegas | June 25, 2022 |

Career Regular Season Statistics

| Year | Tm | G | GS | MP | FG | FGA | FG% | 3P | 3PA | 3P% | 2P | 2PA | 2P% | eFG% | FT | FTA | FT% | OR | DR | REB | RPG | A | S | B | TO | PF | PTS | PPG |
|--------|-----|-----|-----|------|-----|------|------|-----|-----|------|-----|-----|------|------|-----|-----|------|-----|-----|------|-----|-----|-----|----|-----|-----|------|------|
| 2012 | SEA | 23 | 0 | 238 | 29 | 53 | .547 | 9 | 20 | .450 | 20 | 33 | .606 | .632 | 12 | 17 | .706 | 13 | 34 | 47 | 2.0 | 7 | 5 | 1 | 19 | 27 | 79 | 3.4 |
| 2013 | SEA | 33 | 0 | 505 | 48 | 106 | .453 | 16 | 41 | .390 | 32 | 65 | .492 | .528 | 19 | 25 | .760 | 32 | 50 | 82 | 2.5 | 12 | 14 | 5 | 35 | 50 | 131 | 4.0 |
| 2014 | SEA | 34 | 22 | 561 | 56 | 125 | .448 | 14 | 57 | .246 | 42 | 68 | .618 | .504 | 16 | 23 | .696 | 26 | 47 | 73 | 2.1 | 20 | 16 | 10 | 24 | 64 | 142 | 4.2 |
| 2015 | SEA | 33 | 31 | 763 | 86 | 158 | .544 | 24 | 68 | .353 | 62 | 90 | .689 | .620 | 31 | 40 | .775 | 13 | 108 | 121 | 3.7 | 39 | 23 | 6 | 36 | 79 | 227 | 6.9 |
| 2016 | SEA | 33 | 32 | 911 | 105 | 217 | .484 | 36 | 93 | .387 | 69 | 124 | .556 | .567 | 50 | 59 | .847 | 40 | 81 | 121 | 3.7 | 64 | 24 | 2 | 44 | 87 | 296 | 9.0 |
| 2017 | SEA | 33 | 33 | 934 | 106 | 202 | .525 | 22 | 67 | .328 | 84 | 135 | .622 | .579 | 38 | 51 | .745 | 33 | 105 | 138 | 4.2 | 54 | 24 | 4 | 33 | 80 | 272 | 8.2 |
| 2018 | SEA | 31 | 30 | 813 | 83 | 173 | .480 | 29 | 74 | .392 | 54 | 99 | .545 | .564 | 33 | 39 | .846 | 31 | 77 | 108 | 3.5 | 58 | 31 | 4 | 36 | 70 | 228 | 7.4 |
| 2019 | SEA | 31 | 30 | 881 | 114 | 237 | .481 | 51 | 106 | .481 | 63 | 131 | .481 | .589 | 18 | 22 | .818 | 37 | 108 | 145 | 4.7 | 79 | 33 | 17 | 48 | 60 | 297 | 9.6 |
| 2020 | SEA | 22 | 22 | 633 | 82 | 147 | .558 | 35 | 67 | .522 | 47 | 80 | .588 | .677 | 20 | 25 | .800 | 19 | 74 | 93 | 4.2 | 59 | 33 | 11 | 19 | 38 | 219 | 10.0 |
| 2022 | WAS | 29 | 29 | 766 | 91 | 196 | .464 | 30 | 99 | .303 | 61 | 97 | .629 | .541 | 21 | 23 | .913 | 23 | 108 | 131 | 4.5 | 59 | 27 | 8 | 38 | 55 | 233 | 8.0 |
| 2023 | LVA | 29 | 1 | 641 | 71 | 144 | .493 | 38 | 88 | .432 | 33 | 56 | .589 | .625 | 17 | 21 | .810 | 17 | 76 | 93 | 3.2 | 30 | 17 | 4 | 20 | 63 | 197 | 6.8 |
| Career | | 331 | 230 | 7646 | 871 | 1758 | .495 | 304 | 780 | .390 | 567 | 978 | .580 | .582 | 275 | 345 | .797 | 284 | 868 | 1152 | 3.5 | 481 | 247 | 72 | 352 | 673 | 2321 | 7.0 |



SYDNEY COLSON

#51

Guard

5-11

Texas A&M '11

9th Year

2023 (Las Vegas)

• ...

2022 (Las Vegas)

- Her 5 assists at PHO on May 6 were her most since she dished out 6 vs ATL on August 16, 2020

2020 (Chicago) ...

2019 (Las Vegas)

- Forced the pass in the 2nd round of the WNBA Playoffs which led to the 'Hamby Heave' and a trip to the WNBA Semifinals for the Aces

2018 (Minnesota) ...

2017 (San Antonio) ...

2016 (San Antonio) ...

2015 (San Antonio) ...

2011 (New York) ...

- Collegiate Honors & Notes (Texas A&M) Finished her career ranked 5th all-time at A&M in assists and

4th in steals ... Posted 3 straight 100-assist seasons ... Led Aggies to a National Championship, and was named All-Big 12 Honorable Mention as a senior

Personal

- Majored in sociology at Texas A&M ... Would like to pursue a television career as a sports commentator after WNBA career ... Takes acting classes, and has spent time as a stand up comic ([watch her recent set from Brad Garrett's Comedy Club at MGM Grand](#))

Go to Sydney Colson's complete bio online

- Online bio includes items such as expanded WNBA statistics, more notes, college and international statistics, and more!

Record Without

| Year | Games Missed | Record With | Record Without |
|---------------|--------------|---------------|----------------|
| 2011 | 18 | 10- 6 | 9-9 |
| 2015 | 0 | 8-26 | 0-0 |
| 2016 | 0 | 7-27 | 0-0 |
| 2017 | 6 | 7-21 | 1-5 |
| 2018 | 32 | 0- 2 | 18-14 |
| 2019 | 1 | 20-13 | 1-0 |
| 2020 | 5 | 8- 9 | 4-1 |
| 2022 | 18 | 15- 2 | 11-7 |
| 2023 | 10 | 17- 2 | 9-1 |
| Totals | 90 | 92-109 | 53-37 |

Season Highs

| | PTS | REBS | ASTS | STLS | BLKS | MIN | FG | FGA | 3G | 3GA | FT | FTA |
|------|-----|------|------|------|------|-------|----|-----|----|-----|----|-----|
| 2011 | 6 | 1 | 2 | 2 | 1 | 16:00 | 2 | 3 | 2 | 3 | 5 | 6 |
| 2015 | 9 | 4 | 8 | 4 | 2 | 30:06 | 4 | 9 | 1 | 3 | 4 | 6 |
| 2016 | 12 | 4 | 6 | 4 | 1 | 24:47 | 5 | 9 | 2 | 4 | 6 | 6 |
| 2017 | 11 | 3 | 7 | 2 | 1 | 26:49 | 5 | 11 | 1 | 2 | 4 | 6 |
| 2018 | 4 | 2 | 2 | 0 | 1 | 11:00 | 2 | 4 | 0 | 2 | 1 | 2 |
| 2019 | 17 | 3 | 5 | 4 | 2 | 22:13 | 4 | 7 | 2 | 3 | 8 | 11 |
| 2020 | 6 | 2 | 6 | 3 | 0 | 15:52 | 3 | 7 | 1 | 3 | 2 | 2 |
| 2022 | 5 | 2 | 5 | 1 | 0 | 15:36 | 2 | 7 | 1 | 3 | 2 | 2 |
| 2023 | 5 | 2 | 3 | 1 | 1 | 10:00 | 2 | 2 | 1 | 1 | 2 | 2 |



WNBA Rankings

| | PPG | RPG | APG | SPG | BPG | MPG | FG% | 3G% | FT% |
|------|-----|-----|------|------|-----|-----|-----|-----|-----|
| 2011 | --- | --- | --- | --- | --- | --- | --- | --- | --- |
| 2015 | --- | --- | 15th | --- | --- | --- | --- | --- | --- |
| 2016 | --- | --- | --- | 23rd | --- | --- | --- | --- | --- |
| 2017 | --- | --- | --- | --- | --- | --- | --- | --- | --- |
| 2018 | --- | --- | --- | --- | --- | --- | --- | --- | --- |
| 2019 | --- | --- | --- | --- | --- | --- | --- | --- | --- |
| 2020 | --- | --- | --- | --- | --- | --- | --- | --- | --- |
| 2022 | --- | --- | --- | --- | --- | --- | --- | --- | --- |

Milestones

| Mark | Opponent | Date | Gm. # |
|--------|----------|---------------|-------|
| 1st Pt | Atlanta | June 14, 2011 | 1 |

Upcoming Milestones

| Mark | Category | Current |
|-------|----------|---------|
| 1,000 | Points | 585 |
| 200 | Rebounds | 162 |
| 400 | Assists | 361 |

| Reb Asts | | Double Doubles | | |
|----------|-----|----------------|--------|--|
| Year | 10+ | 10+ | Pt-Reb | |
| 2011 | 0 | 0 | 0 | |
| 2015 | 0 | 0 | 0 | |
| 2016 | 0 | 0 | 0 | |
| 2017 | 0 | 0 | 0 | |
| 2018 | 0 | 0 | 0 | |
| 2019 | 0 | 0 | 0 | |
| 2020 | 0 | 0 | 0 | |
| 2022 | 0 | 0 | 0 | |
| 2023 | 0 | 0 | 0 | |
| Totals | 0 | 0 | 0 | |

| Scoring | | |
|---------|-----|-----|
| Year | 10+ | 20+ |
| 2011 | 0 | 0 |
| 2015 | 0 | 0 |
| 2016 | 2 | 0 |
| 2017 | 1 | 0 |
| 2018 | 0 | 0 |
| 2019 | 2 | 0 |
| 2020 | 0 | 0 |
| 2022 | 0 | 0 |
| 2023 | 0 | 0 |
| Totals | 5 | 0 |

Regular Season Highs

2023

| | | | |
|------|-------|-----------------------|----------|
| PTS | 5 | @ Minnesota | July 9 |
| REBS | 2 | 2x, last vs. LA | May 27 |
| ASTS | 3 | 2x, last vs. New York | June 29 |
| STLS | 1 | 3x, last vs. Atlanta | August 1 |
| BLKS | 1 | Los Angeles | May 27 |
| MINS | 10:00 | Los Angeles | May 27 |

CAREER

| | | | |
|------|----|--------------|---------------|
| PTS | 17 | @ Washington | July 13, 2019 |
| REBS | 4 | 5 x | |
| ASTS | 8 | @ Phoenix | June 30, 2015 |
| STLS | 4 | 3x | |
| BLKS | 2 | 3x | |
| MINS | 30 | @ Tulsa | Sept. 8, 2015 |

Career Regular Season Statistics

| Year | Tm | G | GS | MP | FG | FGA | FG% | 3P | 3PA | 3P% | 2P | 2PA | 2P% | eFG% | FT | FTA | FT% | OR | DR | REB | RPG | A | S | B | TO | PF | PTS | PPG |
|--------|-----|-----|----|------|-----|-----|------|----|-----|------|-----|-----|------|------|-----|-----|-------|----|-----|-----|-----|-----|-----|----|-----|-----|-----|-----|
| 2011 | NYL | 16 | 0 | 86 | 7 | 20 | .350 | 3 | 7 | .429 | 4 | 13 | .308 | .425 | 5 | 6 | .833 | 0 | 6 | 6 | 0.4 | 10 | 4 | 2 | 17 | 9 | 22 | 1.4 |
| 2015 | SAS | 34 | 5 | 541 | 44 | 107 | .411 | 7 | 22 | .318 | 37 | 85 | .435 | .444 | 24 | 35 | .686 | 10 | 29 | 39 | 1.1 | 95 | 28 | 10 | 42 | 61 | 119 | 3.5 |
| 2016 | SAS | 34 | 0 | 573 | 59 | 137 | .431 | 5 | 26 | .192 | 54 | 111 | .486 | .449 | 49 | 59 | .831 | 14 | 41 | 55 | 1.6 | 87 | 38 | 1 | 51 | 62 | 172 | 5.1 |
| 2017 | SAS | 28 | 4 | 326 | 29 | 88 | .330 | 2 | 10 | .200 | 27 | 78 | .346 | .341 | 22 | 32 | .688 | 3 | 12 | 15 | 0.5 | 55 | 14 | 2 | 27 | 36 | 82 | 2.9 |
| 2018 | MIN | 2 | 0 | 17 | 3 | 7 | .429 | 0 | 2 | .000 | 3 | 5 | .600 | .429 | 1 | 2 | .500 | 1 | 1 | 2 | 1.0 | 4 | 0 | 1 | 4 | 2 | 7 | 3.5 |
| 2019 | LVA | 33 | 0 | 379 | 37 | 84 | .440 | 9 | 20 | .450 | 28 | 64 | .438 | .494 | 27 | 33 | .818 | 2 | 21 | 23 | 0.7 | 59 | 31 | 4 | 28 | 40 | 110 | 3.3 |
| 2020 | CHI | 17 | 0 | 110 | 9 | 21 | .429 | 3 | 9 | .333 | 6 | 12 | .500 | .500 | 7 | 8 | .875 | 1 | 6 | 7 | 0.4 | 14 | 6 | 0 | 14 | 13 | 28 | 1.6 |
| 2022 | LVA | 18 | 0 | 123 | 10 | 32 | .313 | 3 | 11 | .273 | 7 | 21 | .333 | .359 | 5 | 5 | 1.000 | 3 | 5 | 8 | 0.4 | 18 | 2 | 0 | 7 | 14 | 28 | 1.6 |
| 2023 | LVA | 19 | 0 | 81 | 5 | 11 | .455 | 2 | 5 | .400 | 3 | 6 | .500 | .545 | 3 | 4 | .750 | 1 | 6 | 7 | 0.4 | 19 | 4 | 1 | 3 | 14 | 15 | 0.8 |
| Career | | 201 | 9 | 2236 | 204 | 508 | .402 | 34 | 112 | .304 | 170 | 396 | .429 | .435 | 143 | 184 | .777 | 35 | 127 | 162 | 0.8 | 361 | 127 | 21 | 193 | 251 | 585 | 2.9 |



CAYLA GEORGE

#13

Center/Forward 6-5 Australia

4th Year

2023 (Las Vegas)

- ...

2018 (Dallas)

- Scored a season-high 12 points at Los Angeles on July 12

2017 (Phoenix)

- Set a WNBA record, and career-high for most defensive rebounds by a bench player with 14 on July 28 at Chicago which was also the most defensive rebounds ever by a Mercury player in a regulation game ... Ranked 9th in the WNBA in defensive rebound percentage ... Scored a career-high tying 14 points at Chicago on July 28

2015 (Phoenix)

- Finished 6th among rookies in field goal percentage, and 8th in rebounding ... Scored a career-high 14 points at Tulsa on September 13

International (Australia)

- 2018 FIBA World Cup silver medalist (AUS 5x5)
- 2014 & 2022 FIBA World Cup bronze medalist (AUS 5x5)
- 2016 & 2020 Olympian quarterfinalist (AUS 5x5)
- Also competed for Australia in the 2011 (gold) and 2013 (gold) FIBA Oceania Championships, the 2007 FIBA U19 World Cup (fifth place) and the 2007 FIBA U21 World Cup (silver)

Personal

- Born in Mount Barker, Australia and resides in Cairns, Queensland, Australia ... Has an older sister and half sister ... Married her husband Kailu George on May 8, 2015 in Australia ... Has one daughter, Pearl, whom she and her husband adopted through "Kupai Omasker"

Go to Cayla George's complete bio online

- Online bio includes items such as expanded WNBA statistics, more notes, college, international and Basketball Australia statistics, and more!

Record Without

| Year | Games Missed | Record With | Record Without |
|---------------|--------------|--------------|----------------|
| 2015 | 0 | 20-14 | 0-0 |
| 2017 | 2 | 16-16 | 2-0 |
| 2018 | 11 | 9-14 | 6-5 |
| 2023 | 7 | 20- 2 | 6-1 |
| Totals | 20 | 64-45 | 14-6 |



Season Highs

| | PTS | REBS | ASTS | STLS | BLKS | MIN | FG | FGA | 3G | 3GA | FT | FTA |
|------|-----|------|------|------|------|-------|----|-----|----|-----|----|-----|
| 2015 | 14 | 12 | 3 | 2 | 3 | 35:55 | 6 | 10 | 3 | 7 | 4 | 4 |
| 2017 | 14 | 14 | 3 | 3 | 2 | 27:01 | 5 | 11 | 2 | 4 | 2 | 3 |
| 2018 | 12 | 6 | 3 | 1 | 2 | 19:49 | 6 | 8 | 2 | 5 | 6 | 6 |
| 2022 | 5 | 2 | 0 | 0 | 0 | 4:34 | 2 | 2 | 1 | 1 | 0 | 0 |
| 2023 | 6 | 5 | 2 | 3 | 2 | 15:44 | 3 | 7 | 2 | 4 | 0 | 0 |

WNBA Rankings

| | PPG | RPG | APG | SPG | BPG | MPG | FG% | 3G% | FT% |
|------|-----|-----|-----|-----|------|-----|-----|-----|-----|
| 2015 | --- | --- | --- | --- | 25th | --- | --- | --- | --- |
| 2017 | --- | --- | --- | --- | --- | --- | --- | --- | --- |
| 2018 | --- | --- | --- | --- | --- | --- | --- | --- | --- |

Milestones

Upcoming Milestones

| Mark | Opponent | Date | Gm. # | Mark | Category | Current |
|--------|-------------|--------------|-------|------|----------|---------|
| 1st Pt | San Antonio | June 5, 2015 | 1 | 500 | Points | 397 |
| | | | | 300 | Rebounds | 295 |
| | | | | 50 | Blocks | 43 |

Rebounding

Double Doubles

Scoring

| Year | 10+ | Pt-Reb | Year | 10+ | 20+ |
|--------|-----|--------|--------|-----|-----|
| 2015 | 2 | 1 | 2015 | 5 | 0 |
| 2017 | 1 | 1 | 2017 | 2 | 0 |
| 2018 | 0 | 0 | 2018 | 2 | 0 |
| 2023 | 0 | 0 | 2023 | 0 | 0 |
| Totals | 3 | 2 | Totals | 9 | 0 |

Regular Season Highs

2023

| | | | |
|------|-------|--------------------|----------|
| PTS | 6 | 2x, last @ Phoenix | June 21 |
| REBS | 5 | Phoenix | July 11 |
| ASTS | 2 | @ Minnesota | July 22 |
| STLS | 3 | @ New York | August 6 |
| BLKS | 2 | Seattle | June 15 |
| MINS | 15:44 | Phoenix | July 11 |

CAREER

| | | | |
|------|----|-----------------------|----------------|
| PTS | 14 | 2x, last @ Chicago | July 27, 2017 |
| REBS | 14 | @ Chicago | July 27, 2017 |
| ASTS | 3 | 4x, Last vs Las Vegas | Aug. 17, 2018 |
| STLS | 3 | 2x, Last at New York | Aug 6, 2023 |
| BLKS | 3 | @ New York | June 11, 2015 |
| MINS | 36 | @ Tulsa | Sept. 13, 2015 |

Career Regular Season Statistics

| Year | Tm | G | GS | MP | FG | FGA | FG% | 3P | 3PA | 3P% | 2P | 2PA | 2P% | eFG% | FT | FTA | FT% | OR | DR | REB | RPG | A | S | B | TO | PF | PTS | PPG |
|--------|-----|-----|----|------|-----|-----|------|----|-----|------|-----|-----|------|------|----|-----|------|----|-----|-----|-----|----|----|----|----|-----|-----|-----|
| 2015 | PHO | 34 | 2 | 433 | 67 | 157 | .427 | 17 | 60 | .283 | 50 | 97 | .515 | .481 | 19 | 22 | .864 | 26 | 81 | 107 | 3.1 | 25 | 13 | 22 | 27 | 70 | 170 | 5.0 |
| 2017 | PHO | 32 | 0 | 381 | 41 | 109 | .376 | 13 | 46 | .283 | 28 | 63 | .444 | .436 | 9 | 14 | .643 | 11 | 74 | 85 | 2.7 | 15 | 9 | 12 | 15 | 62 | 104 | 3.3 |
| 2018 | DAL | 23 | 1 | 245 | 34 | 78 | .436 | 12 | 39 | .308 | 22 | 39 | .564 | .513 | 3 | 6 | .500 | 15 | 49 | 64 | 2.8 | 16 | 2 | 5 | 14 | 31 | 83 | 3.6 |
| 2023 | LVA | 21 | 0 | 163 | 17 | 63 | .270 | 6 | 36 | .167 | 11 | 27 | .407 | .317 | 0 | 0 | ---- | 11 | 28 | 39 | 1.9 | 8 | 6 | 4 | 21 | 24 | 40 | 1.9 |
| Career | | 110 | 3 | 1222 | 159 | 407 | .391 | 48 | 181 | .265 | 111 | 226 | .491 | .450 | 31 | 42 | .738 | 63 | 232 | 295 | 2.7 | 64 | 30 | 43 | 77 | 187 | 397 | 3.6 |



CHELSEA GRAY

#12

Guard

5-11

Duke '13

9th Year

WNBA Career

- 2022, 2016 WNBA Champion
- 2022 WNBA Finals MVP
- 2023, 2021, 2019, 2018, 2017 WNBA All-Star
- 2019 All-WNBA First Team
- 2017 All-WNBA Second Team
- 2022 WNBA Commissioner's Cup MVP

International Career

- 2020 Olympic Gold Medalist (USA, 5x5)
- 2022 World Cup Gold Medalist (USA, 5x5)

Collegiate Career

- 2-time All-American
- 2013 ACC Co-Player of the Year

High School Career

- 2010 California Miss Basketball
- 2010 Gatorade Player of the Year selection

2023 (Las Vegas)

- Named an All-Star starter...notched a double double with 19 points and 10 assists vs. the Lynx on May 28 and had the same output vs. the Mystics on Aug. 11.

2022 (Las Vegas)

- Led or tied for the team lead in assists on 16 occasions and in scoring 3 times ... Missed the June 27 game at LA (personal)

2021 (Las Vegas)

- Led or tied for team lead in assists 19 times, and in scoring 2 times ... Set or tied 3 franchise assist records—14 in a game vs. Lynx, Sept. 8; 10 in a half and 7 in a quarter vs. Fever, May 28

2020 (Los Angeles) ...

2019 (Los Angeles)

- Recorded the 8th triple-double in WNBA regular season history, July 7 (13-pt, 10-reb, 13-asst vs. Washington) ... Set franchise mark with 20 points in a quarter, August 29 vs. Indiana—2nd most points scored in a quarter in W history

2018 (Los Angeles)

- Opened year with a game-winning buzzer-beater in 77-76 win vs. Lynx, May 2

2017 (Los Angeles)

- 3-point field goal percentage was highest in team

history and 7th highest in WNBA history for players with 50+ attempts

2016 (Los Angeles) ...

2015 (Connecticut) ...

2014 (Connecticut)

- Sat out season rehabbing right knee injury suffered senior year

Collegiate Honors & Notes (Duke)

- Fractured her right knee cap her senior year against Boston College on January 12, ending her collegiate career ... Was leading the ACC in assists and steals per game prior to her injury ... Advanced to NCAA Elite 8 in each of her first 3 years ... Set program record for assists in a season (201) as a sophomore.

Personal

- Married to Tipesa Mercedes Moorer... Is the daughter of James and Vickie Gray ... Has one brother, Javon ... Majored in sociology along with a minor in theater studies and a marketing and management certificate

Go to Chelsea Gray's complete bio online

- Online bio includes items such as expanded WNBA statistics, more notes, college, international and USA Basketball statistics, and more!

Record Without

| Year | Games Missed | Record With | Record Without |
|---------------|--------------|---------------|----------------|
| 2014 | 34 | 0- 0 | 13-21 |
| 2015 | 0 | 15-19 | 0- 0 |
| 2016 | 1 | 25- 8 | 1- 0 |
| 2017 | 0 | 26- 8 | 0- 0 |
| 2018 | 0 | 19-15 | 0- 0 |
| 2019 | 0 | 22-12 | 0- 0 |
| 2020 | 0 | 15- 7 | 0- 0 |
| 2021 | 0 | 24- 8 | 0- 0 |
| 2022 | 1 | 25-10 | 1- 0 |
| 2023 | 0 | 26- 3 | 0- 0 |
| Totals | 36 | 197-90 | 15-21 |

Season Highs

| | PTS | REBS | ASTS | STLS | BLKS | MIN | FG | FGA | 3G | 3GA | FT | FTA |
|------|-----|------|------|------|------|-------|----|-----|----|-----|----|-----|
| 2015 | 16 | 9 | 7 | 3 | 2 | 25:48 | 6 | 11 | 4 | 5 | 5 | 6 |
| 2016 | 23 | 6 | 8 | 3 | 1 | 36:30 | 8 | 10 | 2 | 3 | 6 | 7 |
| 2017 | 25 | 8 | 10 | 4 | 1 | 47:51 | 9 | 18 | 5 | 8 | 8 | 10 |
| 2018 | 26 | 7 | 11 | 6 | 3 | 38:36 | 11 | 20 | 4 | 7 | 8 | 11 |
| 2019 | 30 | 10 | 13 | 5 | 2 | 41:03 | 11 | 21 | 7 | 9 | 7 | 7 |
| 2020 | 27 | 8 | 11 | 3 | 1 | 39:06 | 10 | 19 | 4 | 7 | 5 | 5 |
| 2021 | 21 | 6 | 14 | 5 | 2 | 37:14 | 8 | 19 | 3 | 6 | 5 | 5 |
| 2022 | 33 | 7 | 12 | 5 | 2 | 39:56 | 11 | 17 | 5 | 8 | 11 | 11 |
| 2023 | 27 | 8 | 12 | 4 | 2 | 37:09 | 8 | 18 | 4 | 7 | 10 | 11 |

PLAYER PROFILES



WNBA Rankings

| | PPG | RPG | APG | SPG | BPG | MPG | FG% | 3G% | FT% |
|------|------|-----|------|------|-----|------|------|------|------|
| 2015 | --- | --- | 18th | --- | --- | --- | --- | --- | --- |
| 2016 | --- | --- | --- | --- | --- | --- | --- | --- | --- |
| 2017 | 19th | --- | 6th | --- | --- | 3rd | 10th | 1st | 22nd |
| 2018 | 19th | --- | 6th | 6th | --- | 5th | 16th | 14th | 18th |
| 2019 | 13th | --- | 2nd | --- | --- | 4th | --- | 13th | 5th |
| 2020 | 21st | --- | 5th | 11th | --- | 14th | --- | --- | 2nd |
| 2021 | --- | --- | 4th | 20th | --- | --- | 16th | 16th | --- |
| 2022 | 21st | --- | 4th | 4th | --- | 22nd | 17th | --- | 4th |

Milestones

| Mark | Opponent | Date | Gm. # |
|-------------|------------|--------------|-------|
| 1st Pt | Washington | June 5, 2015 | 1 |
| 1,000th Pt | Phoenix | May 27, 2018 | 105 |
| 2,000th Pt | Las Vegas | Aug. 7, 2020 | 175 |
| 3,000th Pt | @ Seattle | Aug. 7, 2022 | 255 |
| 1,000th Ast | @ Phoenix | May 6, 2022 | 234 |

Upcoming Milestones

| Mark | Category | Current |
|-------|----------|---------|
| 4,000 | Points | 3,510 |
| 1,000 | Rebounds | 880 |
| 1,500 | Assists | 1,409 |
| 400 | Steals | 324 |

| | Reb | Asts | Dub-Dub | Trip-Dub | Scoring | | | |
|--------|-----|------|---------|----------|---------|-----|-----|-----|
| Year | 10+ | 10+ | Pt-Ast | | Year | 10+ | 20+ | 30+ |
| 2015 | 0 | 0 | 0 | 0 | 2015 | 9 | 0 | 0 |
| 2016 | 0 | 0 | 0 | 0 | 2016 | 7 | 2 | 0 |
| 2017 | 0 | 1 | 1 | 0 | 2017 | 28 | 6 | 0 |
| 2018 | 0 | 1 | 1 | 0 | 2018 | 28 | 9 | 0 |
| 2019 | 1 | 2 | 1 | 1 | 2019 | 28 | 7 | 1 |
| 2020 | 0 | 1 | 0 | 0 | 2020 | 18 | 4 | 0 |
| 2021 | 0 | 3 | 1 | 0 | 2021 | 19 | 1 | 0 |
| 2022 | 0 | 1 | 1 | 0 | 2022 | 25 | 5 | 0 |
| 2023 | 0 | 6 | 6 | 0 | 2023 | 25 | 5 | 0 |
| Totals | 1 | 15 | 11 | 1 | Totals | 187 | 39 | 1 |

Regular Season Highs

2023

| | | | |
|------|-------|--------------------|---------|
| PTS | 27 | Dallas | July 30 |
| REBS | 8 | @ Indiana | June 4 |
| ASTS | 12 | Indiana | June 24 |
| STLS | 4 | @ Seattle | July 20 |
| BLKS | 2 | 3x, last @ Chicago | July 25 |
| MINS | 37:09 | @ Los Angeles | May 25 |

CAREER

| | | | |
|------|----|-------------|---------------|
| PTS | 33 | Seattle | Aug. 14, 2022 |
| REBS | 10 | Washington | July 7, 2019 |
| ASTS | 14 | Minnesota | Sept. 8, 2021 |
| STLS | 6 | @ Minnesota | May 20, 2018 |
| BLKS | 3 | @ Chicago | June 17, 2018 |
| MINS | 48 | @ Chicago | Aug. 18, 2017 |

Career Regular Season Statistics

| Year | Tm | G | GS | MP | FG | FGA | FG% | 3P | 3PA | 3P% | 2P | 2PA | 2P% | eFG% | FT | FTA | FT% | OR | DR | REB | RPG | A | S | B | TO | PF | PTS | PPG |
|--------|-----|-----|-----|------|------|------|------|-----|-----|------|------|------|------|------|-----|-----|------|-----|-----|-----|-----|------|-----|----|-----|-----|------|------|
| 2015 | CON | 34 | 0 | 543 | 86 | 203 | .424 | 23 | 66 | .348 | 63 | 137 | .460 | .480 | 40 | 49 | .816 | 18 | 60 | 78 | 2.3 | 92 | 22 | 5 | 59 | 43 | 235 | 6.9 |
| 2016 | LAS | 33 | 1 | 540 | 71 | 157 | .452 | 14 | 46 | .304 | 57 | 111 | .514 | .497 | 39 | 50 | .780 | 8 | 50 | 58 | 1.8 | 71 | 16 | 4 | 40 | 38 | 195 | 5.9 |
| 2017 | LAS | 34 | 34 | 1125 | 184 | 363 | .507 | 53 | 110 | .482 | 131 | 253 | .518 | .580 | 81 | 98 | .827 | 21 | 92 | 113 | 3.3 | 151 | 36 | 8 | 65 | 74 | 502 | 14.8 |
| 2018 * | LAS | 34 | 34 | 1111 | 193 | 399 | .484 | 38 | 97 | .392 | 155 | 302 | .513 | .531 | 81 | 97 | .835 | 17 | 99 | 116 | 3.4 | 175 | 48 | 6 | 79 | 65 | 505 | 14.9 |
| 2019 * | LAS | 34 | 34 | 1108 | 188 | 452 | .416 | 50 | 131 | .382 | 138 | 321 | .430 | .471 | 66 | 72 | .917 | 14 | 114 | 128 | 3.8 | 202 | 33 | 3 | 108 | 49 | 492 | 14.5 |
| 2020 | LAS | 22 | 22 | 679 | 122 | 276 | .442 | 18 | 59 | .305 | 104 | 217 | .479 | .475 | 46 | 49 | .939 | 15 | 66 | 81 | 3.7 | 116 | 34 | 2 | 60 | 38 | 308 | 14.0 |
| 2021 * | LVA | 32 | 32 | 926 | 148 | 326 | .454 | 27 | 71 | .380 | 121 | 255 | .475 | .495 | 32 | 36 | .889 | 15 | 77 | 92 | 2.9 | 189 | 37 | 9 | 88 | 43 | 355 | 11.1 |
| 2022 | LVA | 35 | 35 | 1039 | 183 | 373 | .491 | 34 | 100 | .340 | 149 | 273 | .546 | .536 | 81 | 89 | .910 | 10 | 102 | 112 | 3.2 | 212 | 57 | 10 | 80 | 54 | 481 | 13.7 |
| 2023 | LVA | 29 | 29 | 924 | 161 | 318 | .506 | 50 | 108 | .463 | 111 | 210 | .529 | .585 | 65 | 71 | .915 | 7 | 95 | 102 | 3.5 | 201 | 41 | 16 | 76 | 52 | 437 | 15.1 |
| Career | | 287 | 221 | 7995 | 1336 | 2867 | .466 | 307 | 788 | .390 | 1029 | 2079 | .495 | .520 | 531 | 611 | .869 | 125 | 755 | 880 | 3.1 | 1409 | 324 | 63 | 656 | 456 | 3510 | 12.2 |



CANDACE PARKER

#3

Forward

6-4

Tennessee '08

16th Year

WNBA Career Highlights

- 2021 & 2016 WNBA Champion
- 2016 WNBA Finals MVP
- 2018 & 2013 WNBA MVP
- 2017 ESPY Award for Best WNBA Player
- 2020 WNBA Defensive Player of the Year
- 2022, 2020, 2017, 2014, 2013, 2012 & 2008 All-WNBA First Team
- 2018, 2015, & 2009 All-WNBA Second Team
- 2022, 2021, 2018, 2017, 2014, 2013, & 2011 WNBA All-Star
- 2013 WNBA All-Star Game MVP
- 2012 & 2009 WNBA All-Defensive Second Team
- 2013 WNBA Rookie of the Year
- 2013 WNBA All-Rookie Team
- 7-time WNBA Western Conf. Player of the Month
- 26-time WNBA Western Conf. Player of the Week
- Named to the WNBA Top 20 At 20 Team
- Named to the WNBA W25 Team

International Career

- 2012, 2008 Olympic gold medalist (USA 5x5)
- 2006 FIBA World Cup bronze medalist (USA 5x5)

Collegiate Career

- 2008, 2007 National Champion
- 2008, 2007 National Player of the Year
- 2008, 2007 Final Four MVP

2023 (Las Vegas)

- Nabbed the 500th steal of her career against Los Angeles on May 27.

2022 (Chicago)

- Recorded 2 triple-doubles—May 22 at Washington (16 points 13 rebounds, 10 assists) and June 23 at Los Angeles (10 points, 14 rebounds, 10 assists)

2021 (Chicago)

- Missed 9 games due to injury ... Team went 15-8 with her in the lineup and 1-8 without her

2020 (Los Angeles) ...

2019 (Los Angeles)

- Missed 12 games due to injury

2018 (Los Angeles)

- Scored a season-high 34 points at Las Vegas on July 15

2017 (Los Angeles)

- Recorded her first career triple-double against San Antonio on July 28 (11 points, 17 rebounds, 11 assists)

2016 (Los Angeles) ...

Record Without

| Year | Games Missed | Record With | Record Without |
|---------------|--------------|----------------|----------------|
| 2008 | 1 | 20-13 | 0- 1 |
| 2009 | 9 | 15-10 | 3- 6 |
| 2010 | 24 | 3- 7 | 10-14 |
| 2011 | 17 | 8- 9 | 7-10 |
| 2012 | 1 | 23-10 | 1- 0 |
| 2013 | 3 | 22- 9 | 2- 1 |
| 2014 | 4 | 15-15 | 1- 3 |
| 2015 | 18 | 11- 5 | 3-15 |
| 2016 | 0 | 26- 8 | 0- 0 |
| 2017 | 1 | 25- 8 | 1- 0 |
| 2018 | 3 | 17-14 | 2- 1 |
| 2019 | 12 | 14- 8 | 8- 4 |
| 2020 | 0 | 15- 7 | 0- 0 |
| 2021 | 9 | 15- 8 | 1- 8 |
| 2022 | 4 | 23- 9 | 3- 1 |
| 2023 | 11 | 16- 2 | 10- 1 |
| Totals | 117 | 268-142 | 52-65 |

Season Highs

| | PTS | REBS | ASTS | STLS | BLKS | MIN | FG | FGA | 3G | 3GA | FT | FTA |
|------|-----|------|------|------|------|-------|----|-----|----|-----|----|-----|
| 2008 | 40 | 16 | 8 | 5 | 6 | 46:00 | 15 | 23 | 2 | 2 | 11 | 16 |
| 2009 | 24 | 14 | 8 | 3 | 6 | 48:00 | 10 | 21 | 1 | 3 | 7 | 10 |
| 2010 | 33 | 12 | 5 | 2 | 6 | 40:00 | 12 | 21 | 1 | 2 | 8 | 11 |
| 2011 | 32 | 14 | 5 | 3 | 5 | 41:00 | 13 | 25 | 3 | 6 | 8 | 13 |
| 2012 | 33 | 16 | 8 | 4 | 9 | 38:00 | 14 | 22 | 3 | 5 | 12 | 17 |
| 2013 | 30 | 20 | 9 | 4 | 4 | 46:00 | 14 | 22 | 3 | 4 | 14 | 17 |
| 2014 | 34 | 12 | 9 | 6 | 4 | 48:00 | 12 | 28 | 3 | 7 | 13 | 14 |
| 2015 | 33 | 13 | 10 | 8 | 3 | 38:18 | 12 | 23 | 5 | 8 | 9 | 12 |
| 2016 | 34 | 13 | 9 | 3 | 3 | 38:02 | 12 | 25 | 4 | 7 | 12 | 14 |
| 2017 | 29 | 17 | 11 | 4 | 5 | 40:07 | 11 | 22 | 3 | 7 | 7 | 9 |
| 2018 | 34 | 14 | 11 | 4 | 3 | 40:11 | 12 | 22 | 5 | 8 | 9 | 12 |
| 2019 | 21 | 11 | 6 | 4 | 4 | 32:18 | 9 | 16 | 3 | 5 | 6 | 9 |
| 2020 | 25 | 17 | 9 | 3 | 3 | 38:17 | 10 | 18 | 5 | 6 | 8 | 10 |
| 2021 | 30 | 14 | 8 | 2 | 4 | 37:42 | 12 | 20 | 4 | 7 | 8 | 9 |
| 2022 | 31 | 14 | 10 | 3 | 4 | 33:42 | 12 | 20 | 4 | 8 | 7 | 8 |
| 2023 | 15 | 12 | 8 | 5 | 3 | 26:29 | 7 | 12 | 3 | 6 | 4 | 4 |

2015 (Los Angeles)

- Her 8 steals vs. Indiana on August 18 set a franchise record

2014 (Los Angeles) ...

2013 (Los Angeles)

- Posted her 1st career 20-point, 20-rebound game at San Antonio on June 1 (27 points, 20 rebounds)

2012 (Los Angeles) ...

2011 (Los Angeles) ...

2010 (Los Angeles) ...

2009 (Los Angeles)

- Missed the first nine games of the 2009 season following the birth of her first child, Lailaa.

2008 (Los Angeles)

- Second player to dunk during a regular season game (Indiana on June 22) ... Dunked two nights later against Seattle on June 24

Personal

- Parker and her daughter Lailaa are part of the Angel FC NWSL team ownership group. The team was founded in 2020 and began play in 2022 ... Married to former Russia National Basketball Team member Anna Petrakova, who gave birth to their son in 2022.

Go to Candace Parker's complete bio online

- Online bio includes items such as expanded WNBA statistics, more notes, college, international and USA Basketball statistics, and more!

WNBA Rankings

| | PPG | RPG | APG | SPG | BPG | MPG | FG% | 3G% | FT% |
|------|------|------|------|------|------|------|------|------|------|
| 2008 | 4th | 1st | 17th | --- | 2nd | 7th | 5th | --- | --- |
| 2009 | 19th | 1st | --- | --- | 1st | 10th | 13th | --- | --- |
| 2010 | --- | --- | --- | --- | --- | --- | --- | --- | --- |
| 2011 | --- | --- | --- | --- | --- | --- | 10th | --- | --- |
| 2012 | 7th | 3rd | 15th | 12th | 1st | 14th | 16th | --- | --- |
| 2013 | 6th | 7th | 12th | 13th | 4th | --- | 13th | --- | --- |
| 2014 | 3rd | 13th | 5th | 6th | 5th | 4th | 17th | --- | 14th |
| 2015 | --- | --- | --- | --- | --- | --- | 11th | --- | --- |
| 2016 | 10th | 9th | 3rd | 9th | 13th | 14th | --- | 10th | --- |
| 2017 | 11th | 7th | 9th | 8th | 5th | 16th | 19th | 20th | --- |
| 2018 | 11th | 4th | 8th | 19th | 13th | 15th | 18th | --- | --- |
| 2019 | --- | --- | --- | --- | --- | --- | --- | --- | --- |
| 2020 | 18th | 1st | 7th | --- | 8th | 19th | 11th | 18th | --- |
| 2021 | 22nd | 9th | 11th | --- | 14th | --- | 15th | --- | --- |
| 2022 | --- | 3rd | 11th | --- | 12th | --- | --- | --- | 24th |

Milestones

| Mark | Opponent | Date | Gm. # |
|-------------|-------------|----------------|-------|
| 1st Pt | @ Phoenix | May 17, 2008 | 1 |
| 1,000th Pt | Washington | May 28, 2010 | 62 |
| 2,000th Pt | Phoenix | Sept. 18, 2012 | 117 |
| 3,000th Pt | @ Indiana | July 15, 2014 | 170 |
| 4,000th Pt | San Antonio | Sept. 16, 2016 | 229 |
| 5,000th Pt | Phoenix | Aug. 5, 2018 | 287 |
| 6,000th Pt | Los Angeles | May 6, 2022 | 361 |
| 1,000 Reb | @ Phoenix | July 10, 2012 | 104 |
| 2,000 Reb | @ Seattle | Sept. 11, 2016 | 227 |
| 3,000 Reb | Washington | July 10, 2021 | 349 |
| 1,000th Ast | Atlanta | Sept. 1, 2017 | 261 |
| 500th Stl | Los Angeles | May 27, 2023 | 395 |

Upcoming Milestones

| Mark | Category | Current |
|-------|---------------|---------|
| 7,000 | Points | 6,574 |
| 4,000 | Rebounds | 3,467 |
| 2,000 | Assists | 1,634 |
| 700 | Blocked Shots | 619 |



CANDACE PARKER

#3

(continued ...)

| | Reb | Asts | Doub-Doub | | Trip-Dub | Scoring | | | | |
|--------|--------|--------|-----------|-------|----------|---------|-----|-----|-----|-----|
| Year | 10+10+ | Pt-Reb | Pt-Ast | P-R-A | | Year | 10+ | 20+ | 30+ | 40+ |
| 2008 | 17 | 0 | 17 | 0 | 0 | 2008 | 32 | 11 | 3 | 1 |
| 2009 | 17 | 0 | 15 | 0 | 0 | 2009 | 19 | 4 | 0 | 0 |
| 2010 | 7 | 0 | 7 | 0 | 0 | 2010 | 10 | 6 | 2 | 0 |
| 2011 | 6 | 0 | 6 | 0 | 0 | 2011 | 16 | 6 | 1 | 0 |
| 2012 | 19 | 0 | 18 | 0 | 0 | 2012 | 29 | 13 | 2 | 0 |
| 2013 | 10 | 0 | 8 | 0 | 0 | 2013 | 27 | 13 | 1 | 0 |
| 2014 | 6 | 0 | 6 | 0 | 0 | 2014 | 28 | 12 | 2 | 0 |
| 2015 | 11 | 1 | 11 | 1 | 0 | 2015 | 16 | 8 | 2 | 0 |
| 2016 | 8 | 0 | 6 | 0 | 0 | 2016 | 25 | 10 | 2 | 0 |
| 2017 | 12 | 1 | 12 | 1 | 1 | 2017 | 31 | 11 | 0 | 0 |
| 2018 | 11 | 2 | 11 | 2 | 0 | 2018 | 27 | 14 | 1 | 0 |
| 2019 | 4 | 0 | 4 | 0 | 0 | 2019 | 13 | 4 | 0 | 0 |
| 2020 | 12 | 0 | 10 | 0 | 0 | 2020 | 16 | 5 | 0 | 0 |
| 2021 | 8 | 0 | 8 | 0 | 0 | 2021 | 16 | 6 | 1 | 0 |
| 2022 | 14 | 2 | 12 | 2 | 2 | 2022 | 25 | 4 | 1 | 0 |
| 2023 | 1 | 0 | 0 | 0 | 0 | 2023 | 9 | 0 | 0 | 0 |
| Totals | 163 | 6 | 151 | 6 | 3 | Totals | 339 | 127 | 18 | 1 |

Regular Season Highs

2023

| | | | |
|------|-------|--------------------------|---------|
| PTS | 15 | 3x, last vs. Connecticut | July 1 |
| REBS | 12 | Indiana | June 24 |
| ASTS | 8 | Connecticut | July 1 |
| STLS | 5 | Chicago | June 11 |
| BLKS | 3 | @ Seattle | May 20 |
| MINS | 26:29 | Connecticut | July 1 |

CAREER

| | | | |
|------|----|-----------------------|---------------|
| PTS | 40 | Houston | July 9, 2008 |
| REBS | 20 | @ San Antonio | June 1, 2013 |
| ASTS | 11 | 2x, last @ Washington | June 15, 2018 |
| STLS | 8 | Indiana | Aug. 18, 2015 |
| BLKS | 9 | Tulsa | June 20, 2012 |
| MINS | 48 | 2x, last @ Washington | June 1, 2014 |

Career Regular Season Statistics

| Year | Tm | G | GS | MP | FG | FGA | FG% | 3P | 3PA | 3P% | 2P | 2PA | 2P% | eFG% | FT | FTA | FT% | OR | DR | REB | RPG | A | S | B | TO | PF | PTS | PPG |
|--------|-----|-----|-----|-------|------|------|------|-----|------|------|------|------|------|------|------|------|------|-----|------|------|------|------|-----|-----|------|-----|------|------|
| 2008 | LAS | 33 | 33 | 1109 | 231 | 442 | .523 | 11 | 26 | .423 | 220 | 416 | .529 | .535 | 137 | 187 | .733 | 84 | 229 | 313 | 9.5 | 113 | 42 | 75 | 93 | 91 | 610 | 18.5 |
| 2009 | LAS | 25 | 24 | 815 | 131 | 270 | .485 | 5 | 24 | .208 | 126 | 246 | .512 | .494 | 61 | 80 | .763 | 60 | 184 | 244 | 9.8 | 64 | 15 | 53 | 55 | 53 | 328 | 13.1 |
| 2010 | LAS | 10 | 10 | 335 | 81 | 162 | .500 | 3 | 12 | .250 | 78 | 150 | .520 | .509 | 41 | 56 | .732 | 19 | 82 | 101 | 10.1 | 22 | 10 | 22 | 32 | 18 | 206 | 20.6 |
| 2011 | LAS | 17 | 16 | 555 | 116 | 227 | .511 | 18 | 43 | .419 | 98 | 184 | .533 | .551 | 64 | 87 | .736 | 21 | 125 | 146 | 8.6 | 47 | 21 | 27 | 33 | 34 | 314 | 18.5 |
| 2012 | LAS | 33 | 33 | 1014 | 228 | 474 | .481 | 19 | 59 | .322 | 209 | 415 | .504 | .501 | 98 | 138 | .710 | 83 | 237 | 320 | 9.7 | 110 | 51 | 76 | 98 | 58 | 573 | 17.4 |
| 2013 | LAS | 31 | 31 | 889 | 208 | 422 | .493 | 9 | 35 | .257 | 199 | 387 | .514 | .504 | 131 | 172 | .762 | 44 | 225 | 269 | 8.7 | 117 | 40 | 57 | 71 | 42 | 556 | 17.9 |
| 2014 | LAS | 30 | 29 | 995 | 216 | 461 | .469 | 19 | 62 | .306 | 197 | 399 | .494 | .489 | 132 | 156 | .846 | 29 | 185 | 214 | 7.1 | 128 | 54 | 41 | 78 | 51 | 583 | 19.4 |
| 2015 | LAS | 16 | 16 | 551 | 116 | 237 | .489 | 12 | 43 | .279 | 104 | 194 | .536 | .515 | 66 | 81 | .815 | 18 | 143 | 161 | 10.1 | 100 | 31 | 29 | 40 | 39 | 310 | 19.4 |
| 2016 | LAS | 34 | 34 | 1046 | 190 | 430 | .442 | 42 | 110 | .382 | 148 | 320 | .463 | .491 | 99 | 140 | .707 | 33 | 217 | 250 | 7.4 | 166 | 47 | 33 | 98 | 74 | 521 | 15.3 |
| 2017 | LAS | 33 | 33 | 1007 | 208 | 435 | .478 | 45 | 127 | .354 | 163 | 308 | .529 | .530 | 96 | 127 | .756 | 40 | 237 | 277 | 8.4 | 141 | 48 | 55 | 89 | 77 | 557 | 16.9 |
| 2018 | LAS | 31 | 30 | 949 | 198 | 420 | .471 | 41 | 119 | .345 | 157 | 301 | .522 | .520 | 118 | 146 | .808 | 51 | 202 | 253 | 8.2 | 146 | 38 | 33 | 92 | 65 | 555 | 17.9 |
| 2019 | LAS | 22 | 22 | 571 | 89 | 211 | .422 | 16 | 60 | .267 | 73 | 151 | .483 | .460 | 53 | 67 | .791 | 24 | 116 | 140 | 6.4 | 76 | 23 | 17 | 54 | 39 | 247 | 11.2 |
| 2020 | LAS | 22 | 22 | 665 | 124 | 243 | .510 | 19 | 48 | .396 | 105 | 195 | .538 | .549 | 57 | 78 | .731 | 37 | 177 | 214 | 9.7 | 101 | 26 | 27 | 64 | 51 | 324 | 14.7 |
| 2021 | CHI | 23 | 23 | 615 | 116 | 253 | .458 | 24 | 73 | .329 | 92 | 180 | .511 | .506 | 50 | 63 | .794 | 32 | 161 | 193 | 8.4 | 91 | 19 | 27 | 56 | 37 | 306 | 13.3 |
| 2022 | CHI | 32 | 32 | 904 | 159 | 347 | .458 | 42 | 135 | .311 | 117 | 212 | .552 | .519 | 62 | 76 | .816 | 30 | 245 | 275 | 8.6 | 145 | 31 | 31 | 78 | 70 | 422 | 13.2 |
| 2023 | LVA | 18 | 18 | 425 | 60 | 129 | .465 | 17 | 51 | .333 | 43 | 78 | .551 | .531 | 25 | 28 | .893 | 16 | 81 | 97 | 5.4 | 67 | 27 | 16 | 31 | 35 | 162 | 9.0 |
| Career | | 410 | 406 | 12445 | 2471 | 5163 | .479 | 342 | 1027 | .333 | 2129 | 4136 | .515 | .512 | 1290 | 1682 | .767 | 621 | 2846 | 3467 | 8.5 | 1634 | 523 | 619 | 1062 | 834 | 6574 | 16.0 |





KELSEY PLUM

#10

Guard

5-8

Washington '17

6th Year

WNBA Career Highlights

- 2022 WNBA Champion
- 2023 & 2022 All-Star
- 2022 All-Star MVP
- 2021 6th Player of the Year
- 1-time Western Conference Player of the Month
- 3-time Western Conference Player of the Week

International

- 2020 Olympic Gold Medalist (USA 3x3)
- 2018 & 2022 FIBA World Cup gold medalist (USA 5x5)

Collegiate Career

- Unanimous 2017 National Player of the Year
- Two-time All-American
- NCAA career and single-season scoring leader

2023 (Las Vegas)

- Named as an All-Star for the second time in her career... Scored a franchise-high 40 points at Minnesota on July 9 and got her first points-assists double-double of the year with 19 points and 10 assists vs. Washington on Aug. 11 ... Prior to the May 25 game in LA, made at least 1 3-pointer in 45-straight regular season games, which was tied for the third-longest streak in WNBA history

2022 (Las Vegas)

- Led or tied for the team lead in assists on 18 occasions, and in scoring 11 times ... Named Western Conference Player of the Week, June 6 and August 1 ... Leading All-Star vote-getter among guards ... Tied a WNBA record by making at least 3 three-pointers in 9 straight games (Diana Taurasi)

2021 (Las Vegas)

- Led or tied for the team lead in scoring 9 times, and assists 7 times ... Missed 6 games in May/June while training with the USAB 3x3 team ... Named WNBA Western Conference Player of the Month for September ... Named WNBA Western Conference Player of the Week for games played September 13-19

2020 (Las Vegas)

- Did Not Play—Injured (left Achilles)

2019 (Las Vegas)

- Led the team in scoring on 2 occasions, and in assists 8 times

2018 (Las Vegas)

- Recorded her first career double-double with 20 points and a career-high 13 assists at Atlanta Aug. 7

2017 (San Antonio) ...

Collegiate Honors & Notes (Washington)

- Broke all-time NCAA scoring record with 3,527 points ... broke single-season NCAA scoring record with 1,109 points ... Broke 33-year-old NCAA career free throw record with 912 ... Won the Dawn Staley, Ann Meyers Drysdale, Nancy Lieberman awards, Naismith and Wade Trophy in 2017

Personal

- Majored in Anthropology ... Enjoys sand volleyball and hanging out with her family ... Has three siblings, her brother Daniel, sister Kaitlyn who played volleyball at UC Davis, and her sister Lauren who played volleyball at Oregon ... Mother Katie played volleyball at UC Davis and her father Jim played football and baseball at San Diego State

Go to Kelsey Plum's complete bio online

- Online bio includes items such as expanded WNBA statistics, more notes, college, international and USA Basketball statistics, and more!

Record Without

| Year | Games Missed | Record With | Record Without |
|---------------|--------------|---------------|----------------|
| 2017 | 3 | 8-23 | 0-3 |
| 2018 | 2 | 14-17 | 0-2 |
| 2019 | 0 | 21-13 | 0-0 |
| 2020 | 22 | 0- 0 | 18-4 |
| 2021 | 6 | 20- 6 | 4-2 |
| 2022 | 0 | 26-10 | 0-0 |
| 2023 | 1 | 25- 3 | 1-0 |
| Totals | 34 | 114-72 | 23-11 |

PLAYER PROFILES



Season Highs

| | PTS | REBS | ASTS | STLS | BLKS | MIN | FG | FGA | 3G | 3GA | FT | FTA |
|------|-----|------|------|------|------|-------|----|-----|----|-----|----|-----|
| 2017 | 23 | 6 | 12 | 3 | 1 | 39:53 | 7 | 17 | 5 | 9 | 6 | 6 |
| 2018 | 21 | 9 | 13 | 4 | 1 | 37:00 | 9 | 14 | 5 | 8 | 5 | 6 |
| 2019 | 21 | 7 | 8 | 3 | 1 | 37:21 | 8 | 17 | 5 | 9 | 5 | 6 |
| 2021 | 32 | 6 | 8 | 5 | 1 | 30:42 | 11 | 18 | 5 | 8 | 8 | 9 |
| 2022 | 32 | 6 | 11 | 6 | 1 | 40:00 | 10 | 22 | 5 | 11 | 9 | 11 |
| 2023 | 40 | 6 | 10 | 5 | 0 | 36:27 | 14 | 20 | 6 | 9 | 8 | 8 |

WNBA Rankings

| | PPG | RPG | APG | SPG | BPG | MPG | FG% | 3G% | FT% |
|------|------|-----|------|-----|-----|-----|------|------|------|
| 2017 | --- | --- | 20th | --- | --- | --- | --- | 17th | 14th |
| 2018 | --- | --- | 13th | --- | --- | --- | 21st | 4th | --- |
| 2019 | --- | --- | 19th | --- | --- | --- | --- | 24th | --- |
| 2021 | 16th | --- | 14th | --- | --- | --- | --- | 13th | 1st |
| 2022 | 2nd | --- | 9th | --- | --- | 5th | --- | 4th | 17th |

Milestones

| Mark | Opponent | Date | Gm. # |
|------------|-------------|---------------|-------|
| 1st Pt | Dallas | May 25, 2017 | 1 |
| 1,000th Pt | Atlanta | July 4, 2021 | 108 |
| 2,000th Pt | Los Angeles | May 27, 2023 | 161 |
| 2,500th pt | Washington | Aug. 11, 2023 | 186 |

Upcoming Milestones

| Mark | Category | Current |
|-------|----------|---------|
| 2,500 | Points | 2,500 |
| 500 | Rebounds | 462 |
| 1,000 | Assists | 735 |
| 200 | Steals | 157 |

| | Rebs | Asts | Double Doubles | Scoring | | | | |
|--------|------|------|----------------|---------|-----|-----|-----|-----|
| Year | 10+ | 10+ | Pt.-Ast. | Year | 10+ | 20+ | 30+ | 40+ |
| 2017 | 0 | 1 | 0 | 2017 | 13 | 1 | 0 | 0 |
| 2018 | 0 | 2 | 1 | 2018 | 14 | 4 | 0 | 0 |
| 2019 | 0 | 0 | 0 | 2019 | 17 | 2 | 0 | 0 |
| 2021 | 0 | 0 | 0 | 2021 | 20 | 8 | 2 | 0 |
| 2022 | 0 | 2 | 2 | 2022 | 35 | 19 | 1 | 0 |
| 2023 | 0 | 1 | 1 | 2023 | 26 | 12 | 1 | 1 |
| Totals | 0 | 6 | 4 | Totals | 125 | 46 | 4 | 1 |

Regular Season Highs

2023

| | | | |
|------|-------|---------------|---------|
| PTS | 40 | @ Minnesota | July 9 |
| REBS | 6 | Dallas | July 30 |
| ASTS | 10 | Washington | Aug. 11 |
| STLS | 5 | @ Los Angeles | July 12 |
| BLKS | 0 | | |
| MINS | 36:27 | Dallas | July 30 |

CAREER

| | | | |
|------|----|-------------------------|---------------|
| PTS | 40 | @ Minnesota | July 9, 2023 |
| REBS | 9 | Los Angeles | June 29, 2018 |
| ASTS | 13 | @ Atlanta | Aug. 7, 2018 |
| STLS | 6 | Washington | June 25, 2022 |
| BLKS | 1 | 16x, last vs. Minnesota | July 3, 2022 |
| MINS | 40 | 2x, last vs. Dallas | June 5, 2022 |

Career Regular Season Statistics

| Year | Tm | G | GS | MP | FG | FGA | FG% | 3P | 3PA | 3P% | 2P | 2PA | 2P% | eFG% | FT | FTA | FT% | OR | DR | REB | RPG | A | S | B | TO | PF | PTS | PPG |
|--------|-----|-----|-----|------|-----|------|------|-----|-----|------|-----|------|------|------|-----|-----|------|----|-----|-----|-----|-----|-----|----|-----|-----|------|------|
| 2017 | SAS | 31 | 23 | 711 | 85 | 246 | .346 | 35 | 96 | .365 | 50 | 150 | .333 | .417 | 60 | 69 | .870 | 12 | 47 | 59 | 1.9 | 106 | 16 | 4 | 79 | 57 | 265 | 8.5 |
| 2018 | LVA | 31 | 27 | 790 | 106 | 227 | .467 | 47 | 107 | .439 | 59 | 120 | .492 | .570 | 35 | 40 | .875 | 14 | 60 | 74 | 2.4 | 124 | 25 | 5 | 36 | 64 | 294 | 9.5 |
| 2019 | LVA | 34 | 30 | 868 | 107 | 293 | .365 | 45 | 126 | .357 | 62 | 168 | .369 | .442 | 34 | 39 | .872 | 15 | 80 | 95 | 2.8 | 102 | 27 | 4 | 53 | 76 | 293 | 8.6 |
| 2021 | LVA | 26 | 0 | 663 | 128 | 293 | .437 | 44 | 114 | .386 | 84 | 179 | .469 | .512 | 85 | 90 | .944 | 11 | 55 | 66 | 2.5 | 94 | 26 | 1 | 43 | 56 | 385 | 14.8 |
| 2022 | LVA | 36 | 36 | 1182 | 244 | 531 | .460 | 113 | 269 | .420 | 131 | 262 | .500 | .566 | 125 | 149 | .839 | 9 | 87 | 96 | 2.7 | 184 | 36 | 2 | 94 | 90 | 726 | 20.2 |
| 2023 | LVA | 28 | 28 | 888 | 189 | 382 | .495 | 65 | 167 | .389 | 124 | 215 | .577 | .580 | 94 | 103 | .913 | 6 | 64 | 70 | 2.5 | 126 | 27 | 0 | 60 | 64 | 537 | 19.2 |
| Career | | 186 | 144 | 5104 | 859 | 1972 | .436 | 349 | 878 | .397 | 510 | 1094 | .466 | .524 | 433 | 490 | .884 | 67 | 395 | 462 | 2.5 | 735 | 157 | 16 | 366 | 407 | 2500 | 13.4 |



KIAH STOKES

#41

Center

6-3

Connecticut '15

8th Year

WNBA Career

- 2022 WNBA Champion
- 2015 WNBA All-Defensive 2nd Team
- 2015 All-Rookie Team

Collegiate Career

- 3-time National Champion
- 2015 Conference Defensive Player of the Year

2023 (Las Vegas)

- Hauled in a career-high-tying 17 rebounds at Chicago on July 25.

2022 (Las Vegas)

- Missed first 4 games of year (overseas) ... Led or tied for team lead in rebounds 3 times

2021 (Las Vegas)

- Signed on July 2 ... DNP on July 2 ... Averaged 9.0 rpg. in 8 starts ... Led or tied for the team lead in rebounding 3 times and in assists 1 time

2021 (New York) ...

2020 (New York) ...

2019 (New York)

- Did Not Play (personal reasons)

2018 (New York) ...

2017 (New York)

- Led the team in blocked shots and ranked second in rebounding

2016 (New York)

- Missed the final 7 games of the regular season with a hip injury ... Set a WNBA record for highest rebound average by a player who didn't start a game

2015 (New York) ...

Collegiate Honors & Notes (Connecticut)

- Set a UConn single-season blocked shots record (147) as a senior and capped her career ranked No. 3 among all-time UConn blocks leaders (325).

Personal

- Father Greg was an All-American basketball player at Iowa who played for the Philadelphia 76ers and won gold with the 1983 USA Pan American Games Team ... Majored in psychology

[Go to KiaH Stokes' complete bio online](#)

- Online bio includes items such as expanded WNBA statistics, more notes, college, international and USA Basketball statistics, and more!

Record Without

| Year | Games Missed | Record With | Record Without |
|---------------|--------------|---------------|----------------|
| 2015 | 0 | 23-11 | 0- 0 |
| 2016 | 7 | 19- 8 | 2- 5 |
| 2017 | 0 | 22-12 | 0- 0 |
| 2018 | 4 | 6-24 | 1- 3 |
| 2019 | 34 | 0- 0 | 10-24 |
| 2020 | 0 | 2-20 | 0- 0 |
| 2021 | 9 | 14-10 | 6- 3 |
| 2022 | 5 | 22- 9 | 4- 1 |
| 2023 | 0 | 26- 3 | 0- 0 |
| Totals | 59 | 134-97 | 23-36 |

Season Highs

| | PTS | REBS | ASTS | STLS | BLKS | MIN | FG | FGA | 3G | 3GA | FT | FTA |
|------|-----|------|------|------|------|-------|----|-----|----|-----|----|-----|
| 2015 | 13 | 11 | 4 | 4 | 8 | 35:33 | 6 | 8 | 0 | 1 | 5 | 6 |
| 2016 | 12 | 14 | 2 | 2 | 4 | 37:46 | 6 | 8 | 0 | 0 | 5 | 8 |
| 2017 | 23 | 17 | 4 | 2 | 3 | 30:47 | 6 | 10 | 0 | 1 | 11 | 12 |
| 2018 | 12 | 15 | 3 | 2 | 3 | 33:38 | 5 | 7 | 0 | 0 | 2 | 4 |
| 2020 | 15 | 12 | 4 | 2 | 3 | 36:29 | 6 | 12 | 5 | 8 | 2 | 2 |
| 2021 | 5 | 13 | 7 | 2 | 3 | 34:53 | 2 | 3 | 1 | 2 | 2 | 2 |
| 2022 | 9 | 10 | 3 | 2 | 3 | 28:45 | 4 | 5 | 1 | 3 | 2 | 4 |
| 2023 | 7 | 17 | 2 | 3 | 4 | 31:21 | 3 | 6 | 1 | 3 | 2 | 2 |



WNBA Rankings

| | PPG | RPG | APG | SPG | BPG | MPG | FG% | 3G% | FT% |
|------|-----|------|-----|-----|------|-----|-----|-----|-----|
| 2015 | --- | 12th | --- | --- | 4th | --- | --- | --- | --- |
| 2016 | --- | 7th | --- | --- | 6th | --- | --- | --- | --- |
| 2017 | --- | 17th | --- | --- | 11th | --- | --- | --- | --- |
| 2018 | --- | --- | --- | --- | 18th | --- | --- | --- | --- |
| 2020 | --- | 16th | --- | --- | 9th | --- | --- | --- | --- |
| 2021 | --- | 22nd | --- | --- | --- | --- | --- | --- | --- |
| 2022 | --- | --- | --- | --- | 18th | --- | --- | --- | --- |

Milestones Reached

| Mark | Opponent | Date | Gm. # |
|------------|---------------|---------------|-------|
| 1st Pt | @ Los Angeles | May 21, 2015 | 1 |
| 1000th Reb | Chicago | Sept. 2, 2021 | 166 |

Upcoming Milestones

| Mark | Category | Current |
|-------|---------------|---------|
| 1,000 | Points | 942 |
| 1500 | Rebounds | 1350 |
| 300 | Blocked Shots | 262 |

| Rebs | | | Asts | | | Dbl-Dbl | | | Scoring | | |
|--------|-----|-----|------|-----|-----|---------|-----|-----|---------|-----|-----|
| Year | 10+ | 10+ | 10+ | 10+ | 10+ | 10+ | 10+ | 10+ | Year | 10+ | 20+ |
| 2015 | 7 | 0 | 3 | | | | | | 2015 | 5 | 0 |
| 2016 | 6 | 0 | 0 | | | | | | 2016 | 5 | 0 |
| 2017 | 8 | 0 | 4 | | | | | | 2017 | 5 | 1 |
| 2018 | 5 | 0 | 1 | | | | | | 2018 | 2 | 0 |
| 2020 | 2 | 0 | 0 | | | | | | 2020 | 5 | 0 |
| 2021 | 5 | 0 | 0 | | | | | | 2021 | 0 | 0 |
| 2022 | 1 | 0 | 0 | | | | | | 2022 | 0 | 0 |
| 2023 | 2 | 0 | 0 | | | | | | 2023 | 0 | 0 |
| Totals | 36 | 0 | 8 | | | | | | Totals | 22 | 1 |

Regular Season Highs

2023


| | | | |
|-------------|-------|------------------------|----------|
| PTS | 7 | 3x, last @ Los Angeles | July 12 |
| REBS | 17 | @ Chicago | July 25 |
| ASTS | 2 | 5x, last @ Chicago | July 22 |
| STLS | 3 | vs. Atlanta | August 1 |
| BLKS | 4 | 2x, last vs. Minnesota | June 18 |
| MINS | 31:21 | @ Chicago | July 25 |

CAREER

| | | | |
|-------------|----|--------------------|----------------|
| PTS | 23 | Phoenix | June 4, 2017 |
| REBS | 17 | 2x, last @ Chicago | July 25, 2023 |
| ASTS | 7 | @ Chicago | Sept. 17, 2021 |
| STLS | 4 | Atlanta | Sept. 1, 2015 |
| BLKS | 8 | Connecticut | July 16, 2015 |
| MINS | 38 | Atlanta | June 22, 2016 |

Career Regular Season Statistics

| Year | Tm | G | GS | MP | FG | FGA | FG% | 3P | 3PA | 3P% | 2P | 2PA | 2P% | eFG% | FT | FTA | FT% | OR | DR | REB | RPG | A | S | B | TO | PF | PTS | PPG |
|--------|-----|-----|----|------|-----|-----|------|----|-----|------|-----|-----|------|------|-----|-----|-------|-----|-----|------|-----|-----|-----|-----|-----|-----|-----|-----|
| 2015 | NYL | 34 | 6 | 862 | 82 | 150 | .547 | 0 | 2 | .000 | 82 | 148 | .554 | .547 | 33 | 48 | .688 | 60 | 159 | 219 | 6.4 | 26 | 24 | 67 | 37 | 76 | 197 | 5.8 |
| 2016 | NYL | 27 | 0 | 650 | 75 | 117 | .641 | 0 | 0 | --- | 75 | 117 | .641 | .641 | 37 | 59 | .627 | 63 | 138 | 201 | 7.5 | 20 | 18 | 38 | 30 | 77 | 187 | 6.9 |
| 2017 | NYL | 34 | 12 | 666 | 60 | 113 | .531 | 0 | 1 | .000 | 60 | 112 | .536 | .531 | 43 | 54 | .796 | 77 | 137 | 214 | 6.3 | 30 | 12 | 39 | 40 | 94 | 163 | 4.8 |
| 2018 | NYL | 30 | 4 | 427 | 42 | 77 | .545 | 0 | 0 | --- | 42 | 77 | .545 | .545 | 8 | 15 | .533 | 43 | 91 | 134 | 4.5 | 12 | 11 | 19 | 21 | 56 | 92 | 3.1 |
| 2020 | NYL | 22 | 22 | 601 | 51 | 137 | .372 | 20 | 85 | .235 | 31 | 52 | .596 | .445 | 4 | 7 | .571 | 28 | 119 | 147 | 6.7 | 26 | 11 | 26 | 28 | 45 | 126 | 5.7 |
| 2021 | NYL | 9 | 0 | 135 | 6 | 11 | .545 | 1 | 2 | .500 | 5 | 9 | .556 | .591 | 2 | 2 | 1.000 | 8 | 30 | 38 | 4.2 | 5 | 4 | 6 | 6 | 14 | 15 | 1.7 |
| 2021 | LVA | 15 | 8 | 308 | 10 | 17 | .588 | 0 | 0 | --- | 10 | 17 | .588 | .588 | 2 | 4 | .500 | 27 | 65 | 92 | 6.1 | 15 | 6 | 10 | 7 | 19 | 22 | 1.5 |
| 2021 | TOT | 24 | 8 | 443 | 16 | 28 | .571 | 1 | 2 | .500 | 15 | 26 | .577 | .589 | 4 | 6 | .667 | 35 | 95 | 130 | 5.4 | 20 | 10 | 16 | 13 | 33 | 37 | 1.5 |
| 2022 | LVA | 31 | 4 | 475 | 26 | 61 | .426 | 5 | 24 | .208 | 21 | 37 | .568 | .467 | 13 | 16 | .813 | 29 | 107 | 136 | 4.4 | 20 | 14 | 25 | 18 | 39 | 70 | 2.3 |
| 2023 | LVA | 29 | 11 | 571 | 29 | 60 | .483 | 3 | 17 | .176 | 26 | 43 | .605 | .508 | 9 | 17 | .529 | 33 | 136 | 169 | 5.8 | 18 | 16 | 32 | 10 | 52 | 70 | 2.4 |
| Career | | 231 | 67 | 4695 | 381 | 743 | .513 | 29 | 131 | .221 | 352 | 612 | .575 | .532 | 151 | 222 | .680 | 368 | 982 | 1350 | 5.8 | 172 | 116 | 262 | 198 | 472 | 942 | 4.1 |



RIQUNA WILLIAMS

#2

Guard

5-7

Miami '11

11th Year

WNBA Career

- 2022 WNBA Champion
- 2015 WNBA All-Star
- 2013 WNBA Sixth Woman of the Year
- 2012 WNBA All-Rookie Team

Collegiate Career

- 2-time All-American
- 3-time All-ACC

2023 (Las Vegas)

- Has yet to play (back)

2022 (Las Vegas)

- Played in just 2 of the team's first 17 games due to a foot injury ...

2021 (Las Vegas)

- Led or tied for the team lead in assists on 2 occasions, in scoring 3 times, and in rebounding 1 time

2020 (Los Angeles) ...

2019 (Los Angeles) ...

2018 (Los Angeles) ...

2017 (Los Angeles) ...

2016 (Los Angeles)

- Sat out season rehabbing ruptured left Achilles tendon, suffered overseas

2015 (Tulsa)

- Ranked 3rd in the W in made 3-pointers, and tied for 4th in made free throws ... Scored a season-high 35 points on 2 occasions—vs. Minnesota on August 1 and vs. Atlanta on August 9

2014 (Tulsa)

- Missed 23 games with a knee injury

2013 (Tulsa)

- Set what was then the WNBA record for points in a game when she poured in 51 vs. San Antonio on

September 8 (17-27 FGs, 8-14 3Gs, 9-9 FTs) ... Tied what was then the WNBA record for made 3s in a game with 8 vs. San Antonio on September 8

2012 (Tulsa) ...

Collegiate Honors & Notes (Miami)

- As a junior ranked 11th in the nation in scoring ... As a sophomore led the team and finished 2nd in the ACC in scoring ... Also led the conference in made 3-pointers, setting a school record in the process (second most in ACC history)

Personal

- Majored in criminology ... Has five siblings—one sister, Rikina Jones and brothers, Ricky Williams, Joshua Jones and Solomon Williams

Go to Riquna Williams' complete bio online

- Online bio includes items such as expanded WNBA statistics, more notes, college, international and USA Basketball statistics, and more!

Record Without

| Year | Games Missed | Record With | Record Without |
|---------------|--------------|----------------|----------------|
| 2012 | 1 | 9-24 | 0- 1 |
| 2013 | 7 | 9-18 | 2- 5 |
| 2014 | 23 | 4- 7 | 8-15 |
| 2015 | 5 | 15-14 | 3- 2 |
| 2016 | 34 | 0- 0 | 26- 8 |
| 2017 | 11 | 16- 7 | 10- 1 |
| 2018 | 1 | 19-14 | 0- 1 |
| 2019 | 11 | 15- 8 | 7- 4 |
| 2020 | 1 | 14- 7 | 1- 0 |
| 2021 | 0 | 24- 8 | 0- 0 |
| 2022 | 15 | 15- 6 | 11- 4 |
| 2023 | 29 | 0- 0 | 26- 3 |
| Totals | 137 | 140-113 | 93-44 |

Season Highs

| | PTS | REBS | ASTS | STLS | BLKS | MIN | FG | FGA | 3G | 3GA | FT | FTA |
|------|-----|------|------|------|------|-------|----|-----|----|-----|----|-----|
| 2012 | 27 | 6 | 6 | 5 | 1 | 32:00 | 11 | 21 | 5 | 10 | 9 | 11 |
| 2013 | 51 | 9 | 6 | 4 | 2 | 34:00 | 17 | 28 | 8 | 14 | 11 | 12 |
| 2014 | 27 | 4 | 3 | 5 | 1 | 32:00 | 10 | 18 | 3 | 6 | 5 | 5 |
| 2015 | 35 | 7 | 6 | 4 | 2 | 39:27 | 11 | 23 | 6 | 12 | 18 | 20 |
| 2017 | 15 | 5 | 4 | 3 | 2 | 29:26 | 5 | 13 | 3 | 6 | 6 | 6 |
| 2018 | 25 | 5 | 3 | 4 | 1 | 29:06 | 9 | 12 | 7 | 9 | 4 | 6 |
| 2019 | 37 | 5 | 4 | 2 | 1 | 39:41 | 10 | 22 | 7 | 15 | 10 | 11 |
| 2020 | 21 | 4 | 4 | 3 | 1 | 32:47 | 7 | 15 | 7 | 12 | 4 | 4 |
| 2021 | 22 | 8 | 4 | 3 | 2 | 38:32 | 8 | 15 | 4 | 10 | 6 | 8 |
| 2022 | 14 | 5 | 3 | 2 | 1 | 25:51 | 5 | 10 | 4 | 9 | 3 | 5 |
| 2023 | DNP | | | | | | | | | | | |

PLAYER PROFILES



WNBA Rankings

| | PPG | RPG | APG | SPG | BPG | MPG | FG% | 3G% | FT% |
|------|------|-----|------|-----|-----|------|-----|------|------|
| 2012 | --- | --- | --- | --- | --- | --- | --- | 18th | --- |
| 2013 | 11th | --- | --- | --- | --- | --- | --- | 7th | 4th |
| 2014 | --- | --- | --- | --- | --- | --- | --- | --- | --- |
| 2015 | 6th | --- | 21st | --- | --- | 20th | --- | 19th | 22nd |
| 2017 | --- | --- | --- | --- | --- | --- | --- | --- | --- |
| 2018 | --- | --- | --- | --- | --- | --- | --- | 17th | --- |
| 2019 | --- | --- | --- | --- | --- | --- | --- | 8th | --- |
| 2020 | --- | --- | --- | --- | --- | --- | --- | 12th | --- |
| 2021 | --- | --- | --- | --- | --- | --- | --- | 5th | --- |
| 2022 | | | | | | | | 21st | |

Milestones Reached

| Mark | Opponent | Date | Gm. # |
|-------------|---------------|--------------|-------|
| 1st Pt | San Antonio | May 19, 2012 | 1 |
| 1,000th Pt. | @ Los Angeles | July 3, 2015 | 83 |
| 2,000th Pt. | Seattle | Aug. 1, 2020 | 183 |

Upcoming Milestones

| Mark | Category | Current |
|-------|----------|---------|
| 3,000 | Points | 2,659 |
| 1,000 | Rebounds | 565 |
| 400 | Assists | 387 |
| 300 | Steals | 261 |

| Reb | Asts | Double-Doubles | | Scoring | | | | | |
|--------|------|----------------|---|---------|-----|-----|-----|-----|-----|
| Year | 10+ | 10+ | | Year | 10+ | 20+ | 30+ | 40+ | 50+ |
| 2012 | 0 | 0 | 0 | 2012 | 18 | 3 | 0 | 0 | 0 |
| 2013 | 0 | 0 | 0 | 2013 | 17 | 9 | 1 | 1 | 1 |
| 2014 | 0 | 0 | 0 | 2014 | 3 | 1 | 0 | 0 | 0 |
| 2015 | 0 | 0 | 0 | 2015 | 21 | 8 | 3 | 0 | 0 |
| 2017 | 0 | 0 | 0 | 2017 | 8 | 0 | 0 | 0 | 0 |
| 2018 | 0 | 0 | 0 | 2018 | 10 | 1 | 0 | 0 | 0 |
| 2019 | 0 | 0 | 0 | 2019 | 12 | 4 | 1 | 0 | 0 |
| 2020 | 0 | 0 | 0 | 2020 | 12 | 3 | 0 | 0 | 0 |
| 2021 | 0 | 0 | 0 | 2021 | 16 | 3 | 0 | 0 | 0 |
| 2022 | 0 | 0 | 0 | 2022 | 5 | 0 | 0 | 0 | 0 |
| 2023 | 0 | 0 | 0 | 2023 | 0 | 0 | 0 | 0 | 0 |
| Totals | 0 | 0 | 0 | Totals | 122 | 32 | 5 | 1 | 1 |

Regular Season Highs

2023 -- DNP

PTS

REBS

ASTS

STLS

BLKS

MINS

CAREER

| | | | |
|------|----|----------------------|----------------|
| PTS | 51 | @ San Antonio | Sept. 8, 2013 |
| REBS | 9 | Seattle | Sept. 12, 2013 |
| ASTS | 6 | 3x, Last vs. Phoenix | Aug. 18, 2015 |
| STLS | 5 | 3x, Last vs. Phoenix | June 6, 2014 |
| BLKS | 2 | 7x, Last vs. Dallas | July 11, 2021 |
| MINS | 40 | @ Atlanta | July 14, 2019 |

Career Regular Season Statistics

| Year | Tm | G | GS | MP | FG | FGA | FG% | 3P | 3PA | 3P% | 2P | 2PA | 2P% | eFG% | FT | FTA | FT% | OR | DR | REB | RPG | A | S | B | TO | PF | PTS | PPG |
|--------|-----|-----|----|------|-----|------|------|-----|------|------|-----|------|------|------|-----|-----|------|-----|-----|-----|-----|-----|-----|----|-----|-----|------|------|
| 2012 | TUL | 33 | 3 | 671 | 116 | 337 | .344 | 38 | 117 | .325 | 78 | 220 | .355 | .401 | 75 | 91 | .824 | 25 | 55 | 80 | 2.4 | 69 | 51 | 9 | 47 | 65 | 345 | 10.5 |
| 2013 | TUL | 27 | 6 | 612 | 139 | 350 | .397 | 45 | 118 | .381 | 94 | 232 | .405 | .461 | 99 | 110 | .900 | 14 | 50 | 64 | 2.4 | 49 | 27 | 7 | 40 | 59 | 422 | 15.6 |
| 2014 | TUL | 11 | 2 | 174 | 28 | 69 | .406 | 6 | 27 | .222 | 22 | 42 | .524 | .449 | 14 | 15 | .933 | 5 | 15 | 20 | 1.8 | 13 | 15 | 2 | 15 | 16 | 76 | 6.9 |
| 2015 | TUL | 29 | 20 | 813 | 130 | 369 | .352 | 56 | 162 | .346 | 74 | 207 | .357 | .428 | 136 | 160 | .850 | 16 | 84 | 100 | 3.4 | 74 | 43 | 15 | 47 | 78 | 452 | 15.6 |
| 2017 | LAS | 23 | 6 | 408 | 45 | 140 | .321 | 20 | 74 | .270 | 25 | 66 | .379 | .393 | 38 | 44 | .864 | 6 | 26 | 32 | 1.4 | 16 | 19 | 3 | 26 | 42 | 148 | 6.4 |
| 2018 | LAS | 33 | 3 | 546 | 81 | 199 | .407 | 48 | 128 | .375 | 33 | 71 | .465 | .528 | 24 | 30 | .800 | 12 | 34 | 46 | 1.4 | 22 | 22 | 3 | 16 | 52 | 234 | 7.1 |
| 2019 | LAS | 23 | 14 | 593 | 93 | 242 | .384 | 54 | 138 | .391 | 39 | 104 | .375 | .496 | 44 | 50 | .880 | 13 | 47 | 60 | 2.6 | 37 | 26 | 4 | 28 | 58 | 284 | 12.3 |
| 2020 | LAS | 21 | 4 | 444 | 81 | 186 | .435 | 43 | 102 | .422 | 38 | 84 | .452 | .551 | 16 | 18 | .889 | 3 | 35 | 38 | 1.8 | 31 | 24 | 7 | 19 | 41 | 221 | 10.5 |
| 2021 | LVA | 32 | 32 | 833 | 114 | 257 | .444 | 63 | 151 | .417 | 51 | 106 | .481 | .566 | 46 | 50 | .920 | 6 | 77 | 83 | 2.6 | 51 | 24 | 12 | 21 | 47 | 337 | 10.5 |
| 2022 | LVA | 21 | 0 | 377 | 45 | 118 | .381 | 34 | 93 | .366 | 11 | 25 | .440 | .525 | 16 | 21 | .762 | 5 | 37 | 42 | 2.0 | 25 | 9 | 3 | 6 | 35 | 140 | 6.7 |
| 2023 | LVA | | | | | | | | | | | | | | | | | | | | | | | | | | | |
| Career | | 253 | 90 | 5471 | 872 | 2267 | .385 | 407 | 1110 | .367 | 465 | 1157 | .402 | .474 | 508 | 589 | .862 | 105 | 460 | 565 | 2.2 | 387 | 261 | 64 | 265 | 493 | 2659 | 10.5 |



A'JA WILSON

#22

Center/Forward 6-4 South Carolina '18**6th Year****WNBA Career**

- 2022 WNBA Champion
- 2022 & 2020 WNBA M'VP
- 2022 WNBA Defensive Player of the Year
- 2022 WNBA All-Defensive First Team
- 2022 & 2020 All-WNBA First Team
- 2021 All-WNBA Second Team
- 2020 WNBA All-Defensive Second Team
- 2023, 2022, 2021, 2019 & 2018 WNBA All-Star
- 2023, 2022 & 2019 All-Star Team Captain
- 2023 & 2022 WNBA All-Star Leading Vote-Getter
- 2018 WNBA Rookie of the Year (unanimous)
- 2018 WNBA All-Rookie Team
- 6-time Western Conference Player of the Month
- 11-time Western Conference Player of the Week

International Career

- 2020 Olympic gold medalist (USA 5x5)
- 2022, 2018 FIBA World Cup gold medalist (USA 5x5) & 2022 FIBA World Cup M'VP.

Collegiate Career

- 2017 NCAA Champion
- 2017 Final Four Most Outstanding Player
- 2018 National Player of the Year (consensus)
- 4-time All-American
- 2-time SEC Defensive Player of the Year

2023 (Las Vegas)

- Named June and July Western Conference Player of the Month...WNBA All-Star leading vote-getter ...Two-time Western Conference Player of the Week honor for her 11th and 12th such honor...Tied the franchise scoring record with 40 points vs. the Mystics on Aug. 11

2022 (Las Vegas)

- Named WNBA MVP for 2nd time (7th player with multiple MVPs) ... Led or tied for the team lead in scoring 16 times, and in rebounding 22 times ... Named Western Conference Player of the Week on May 16, May 30, June 21, June 25 and Aug. 15 ... Named WNBA Western Conference Player of the Month for May and July ... Set franchise record for most consecutive games scoring 20+ points (8)

2021 (Las Vegas)

- Led or tied for the team lead in scoring 12 times, in rebounding 14 times, and in assists 6 times ... Named WNBA Western Conference Player of the Month for June ... Named WNBA Western Conference Player of the Week (July 4)

2020 (Las Vegas)

- Named WNBA MVP (5th youngest in history) ... Named Western Conference Player of the Week (August 10, September 14) ... Named Western Conference Player of the Month (August, September) ... Tied a franchise record for most made free throws in a game without a miss when she went 12 for 12 at Dallas on August 25 ... Made 25 straight

free throws—longest streak of her career

2019 (Las Vegas)

- Led or tied for the team lead in scoring 11 times, in rebounding 9 times, and in assists 1 time ... Named WNBA Western Conference Player of the Week on June 24 and July 1 ... Scored a career-high 39 points vs. Indiana on June 29, which tied the franchise record for points in a game ... Sprained her ankle and had to leave the game in the 3rd quarter at Seattle on July 19, and missed 8 games ... Posted 3 games of 20+ points and 10+ rebounds

2018 (Las Vegas)

- Named Western Conference Player of the Week (July 9) ... Led the W in free throw attempts and made free throws ... Set franchise records for made field goals, field goal attempts, made free throws, free throw attempts, points and scoring average ... Tied the program record for most made free throws (14) and most free throw attempts (18) in a game against Washington on June 1 ... Set the franchise record for most made field goals in a game (16 at Indiana on June 12) ... Scored the second most points by a rookie (35) in franchise history at Indiana on June 12 ... Recorded 7 games of at least 20 points and 10 rebounds

Personal

- Enjoys eating Chipotle and Chik-fil-A ... Father, Roscoe, played professional basketball internationally for 10 years ... Is dyslexic ... Is a member of the WNBA and WNBPA Social Justice Council ... First WNBA player to partner with Mountain Dew

Go to A'ja Wilson's complete bio online

- Online bio includes items such as expanded WNBA statistics, more notes, college, international and USA Basketball statistics, and more!

Record Without

| Year | Games Missed | Record With | Record Without |
|---------------|--------------|---------------|----------------|
| 2018 | 0 | 14-19 | 0-0 |
| 2019 | 8 | 15-11 | 6-2 |
| 2020 | 0 | 18- 4 | 0-0 |
| 2021 | 0 | 24- 8 | 0-0 |
| 2022 | 0 | 26-10 | 0-0 |
| 2023 | 0 | 26- 3 | 0-0 |
| Totals | 8 | 123-55 | 6-2 |

PLAYER PROFILES



Season Highs

| | Pts | Rebs | Asts | Stls | Blks | Min | FG | FGA | 3G | 3GA | FT | FTA |
|------|-----|------|------|------|------|-------|----|-----|----|-----|----|-----|
| 2018 | 35 | 16 | 8 | 3 | 7 | 39:32 | 16 | 24 | 0 | 0 | 14 | 18 |
| 2019 | 39 | 12 | 5 | 3 | 7 | 40:52 | 14 | 20 | 0 | 1 | 11 | 14 |
| 2020 | 31 | 16 | 4 | 4 | 5 | 38:52 | 11 | 21 | 0 | 0 | 12 | 12 |
| 2021 | 30 | 15 | 8 | 4 | 3 | 43:18 | 10 | 24 | 1 | 1 | 12 | 12 |
| 2022 | 35 | 16 | 5 | 4 | 5 | 37:56 | 13 | 24 | 3 | 5 | 13 | 15 |
| 2023 | 40 | 15 | 5 | 3 | 6 | 36:27 | 17 | 25 | 1 | 3 | 11 | 16 |

WNBA Rankings

| | PPG | RPG | APG | SPG | BPG | MPG | FG% | 3G% | FT% |
|------|-----|------|------|------|------|------|------|------|------|
| 2018 | 3rd | 6th | --- | --- | 6th | 16th | 24th | --- | --- |
| 2019 | 7th | 17th | --- | --- | 4th | --- | --- | --- | --- |
| 2020 | 2nd | 6th | --- | 24th | 1st | 10th | 21st | --- | --- |
| 2021 | 6th | 8th | 21st | --- | 11th | 10th | 21st | --- | 10th |
| 2022 | 5th | 2nd | --- | 12th | 1st | 19th | 12th | 16th | --- |

Milestones Reached

| Mark | Opponent | Date | Gm. # |
|-------------|---------------|---------------|-------|
| 1st Pt | @ Connecticut | May 20, 2018 | 1 |
| 1,000th Pt | Phoenix | Aug. 20, 2019 | 53 |
| 2,000th Pt | Washington | Aug. 17, 2021 | 104 |
| 3,000th Pt | @ Connecticut | June 8, 2023 | 157 |
| 1,000th Reb | @ Chicago | May 28, 2022 | 122 |

Upcoming Milestones

| Mark | Category | Current |
|-------|---------------|---------|
| 4,000 | Points | 3,464 |
| 2,000 | Rebounds | 1,537 |
| 400 | Assists | 395 |
| 400 | Blocked Shots | 317 |
| 200 | Steals | 184 |

| | Reb | Asts | Double-Doubles | Scoring |
|--------|-----|------|----------------|---------|
| Year | 10+ | 10+ | Pt/Reb | Pt/Ast |
| 2018 | 10 | 0 | 10 | 0 |
| 2019 | 3 | 0 | 3 | 0 |
| 2020 | 7 | 0 | 7 | 0 |
| 2021 | 17 | 0 | 17 | 0 |
| 2022 | 17 | 0 | 17 | 0 |
| 2023 | 19 | 0 | 18 | 0 |
| Totals | 73 | 0 | 72 | 0 |

| Year | 10+ | 20+ | 30+ | 40+ |
|--------|-----|-----|-----|-----|
| 2018 | 33 | 18 | 3 | 0 |
| 2019 | 23 | 7 | 1 | 0 |
| 2020 | 22 | 15 | 1 | 0 |
| 2021 | 30 | 14 | 1 | 0 |
| 2022 | 34 | 20 | 1 | 0 |
| 2023 | 27 | 20 | 2 | 1 |
| Totals | 169 | 94 | 9 | 1 |

Regular Season Highs

2023

| | | | |
|------|-------|--------------------|---------|
| PTS | 40 | Washington | Aug. 11 |
| REBS | 15 | @ Seattle | July 20 |
| ASTS | 5 | Connecticut | July 1 |
| STLS | 3 | 7x, last @ Chicago | July 25 |
| BLKS | 6 | Dallas | July 30 |
| MINS | 36:27 | Dallas | July 30 |

CAREER

| | | | |
|------|----|----------------------|---------------|
| PTS | 40 | Washington | Aug. 11 |
| REBS | 16 | 4x, Last vs. Seattle | June 29, 2022 |
| ASTS | 8 | 2x, last @ Dallas | July 11, 2021 |
| STLS | 4 | 4x, Last vs. Chicago | Aug. 11, 2022 |
| BLKS | 7 | 2x, last @ Atlanta | Sept. 5, 2019 |
| MINS | 43 | @ Minnesota | June 25, 2021 |

Career Regular Season Statistics

| Year | Tm | G | GS | MP | FG | FGA | FG% | 3P | 3PA | 3P% | 2P | 2PA | 2P% | eFG% | FT | FTA | FT% | OR | DR | REB | RPG | A | S | B | TO | PF | PTS | PPG |
|--------|-----|-----|-----|------|------|------|------|----|-----|-------|------|------|------|------|-----|------|------|-----|------|------|-----|-----|-----|-----|-----|-----|------|------|
| 2018 * | LVA | 33 | 33 | 1010 | 245 | 530 | .462 | 0 | 0 | --- | 245 | 530 | .462 | .462 | 192 | 248 | .774 | 66 | 198 | 264 | 8.0 | 74 | 27 | 55 | 46 | 68 | 682 | 20.7 |
| 2019 * | LVA | 26 | 25 | 739 | 158 | 330 | .479 | 0 | 1 | .000 | 158 | 329 | .480 | .479 | 114 | 144 | .792 | 42 | 125 | 167 | 6.4 | 47 | 13 | 45 | 56 | 52 | 430 | 16.5 |
| 2020 | LVA | 22 | 22 | 697 | 166 | 346 | .480 | 0 | 0 | --- | 166 | 346 | .480 | .480 | 118 | 151 | .781 | 34 | 154 | 188 | 8.5 | 45 | 27 | 44 | 35 | 49 | 450 | 20.5 |
| 2021 * | LVA | 32 | 32 | 1021 | 207 | 466 | .444 | 1 | 1 | 1.000 | 206 | 465 | .443 | .445 | 169 | 193 | .876 | 63 | 235 | 298 | 9.3 | 98 | 28 | 40 | 46 | 49 | 584 | 18.3 |
| 2022 * | LVA | 36 | 36 | 1080 | 260 | 519 | .501 | 31 | 83 | .373 | 229 | 436 | .525 | .531 | 152 | 187 | .813 | 66 | 273 | 339 | 9.4 | 75 | 52 | 70 | 61 | 76 | 703 | 19.5 |
| 2023 * | LVA | 29 | 29 | 876 | 222 | 408 | .544 | 5 | 22 | .227 | 217 | 386 | .562 | .550 | 166 | 209 | .794 | 58 | 222 | 280 | 9.7 | 56 | 36 | 63 | 39 | 62 | 615 | 21.2 |
| Career | | 178 | 177 | 5424 | 1258 | 2599 | .484 | 37 | 107 | .346 | 1221 | 2492 | .490 | .491 | 911 | 1132 | .805 | 330 | 1207 | 1537 | 8.6 | 395 | 184 | 317 | 284 | 356 | 3464 | 19.5 |



JACKIE YOUNG

#0

Guard

5-11

Notre Dame '19

5th Year

WNBA Career

- 2022 WNBA Championship
- 2022 WNBA Most Improved Player Award Winner
- 2023 & 2022 WNBA All-Star
- 1-time Western Conference Player of the Week

International Career

- 2020 Olympic gold medalist (USA 3x3)

Collegiate Career

- 2019 NCAA Champion
- 2019 ACC Tournament MVP

High School Career

- 2016 Naismith Player of the Year
- 2016 Indiana's Miss Basketball

2023 (Las Vegas)

- All-Star Game starter...Scored a career-high 30 points (12-18 FGs, 4-7 3pt FGs, 2-4 FTs) at Los Angeles on May 25...

2022 (Las Vegas)

- Led or tied for the team lead in scoring 5 times, in assists 7 times, and in rebounds 3 times ... Named Western Conference Player of the Week for May 16-22 ... Injured her ankle early in the 4th Q vs. CT on 6/2 ... DNP 6/5 and 6/11 (right ankle sprain) ... Named to her first All-Star Team as a starter (2nd leading vote-getter among guards)

2021 (Las Vegas)

- Led or tied for the team lead in assists 5 times, in scoring 4 times, and in rebounding 2 times

2020 (Las Vegas)

- Led or tied for the team lead in scoring on 2 occasions, in rebounding 2 times, and in assists 3 times

2019 (Las Vegas)

- Led or tied for the team lead in assists on 18 occasions, and in scoring 1 time

Collegiate Honors & Notes (Notre Dame)

- Ranked 3rd in the nation among guards in FG% ... Was one of only 4 players in the nation to average more than 14.0 points, 7.0 rebounds and 5.0 assists during her final year at Notre Dame

Go to Jackie Young's complete bio online

- Online bio includes items such as expanded WNBA statistics, more notes, college, international and USA Basketball statistics, and more!

Team Record Without

| Year | Games Missed | Record With | Record Without |
|---------------|--------------|---------------|----------------|
| 2019 | 0 | 21-13 | 0-0 |
| 2020 | 0 | 18- 4 | 0-0 |
| 2021 | 0 | 24- 8 | 0-0 |
| 2022 | 2 | 24-10 | 2-0 |
| 2023 | 0 | 26- 3 | 0-0 |
| Totals | 2 | 113-38 | 2-0 |

PLAYER PROFILES



Season Highs

| | PTS | REBS | ASTS | STLS | BLKS | MIN | FG | FGA | 3G | 3GA | FT | FTA |
|------|-----|------|------|------|------|-------|----|-----|----|-----|----|-----|
| 2019 | 17 | 10 | 10 | 3 | 2 | 35:08 | 5 | 14 | 2 | 3 | 9 | 12 |
| 2020 | 20 | 7 | 9 | 4 | 1 | 32:42 | 8 | 15 | 1 | 2 | 5 | 6 |
| 2021 | 29 | 10 | 6 | 4 | 2 | 40:27 | 14 | 19 | 1 | 3 | 10 | 10 |
| 2022 | 26 | 9 | 9 | 3 | 2 | 41:21 | 9 | 19 | 4 | 7 | 8 | 8 |
| 2023 | 30 | 8 | 8 | 4 | 1 | 37:31 | 12 | 21 | 5 | 9 | 8 | 9 |

WNBA Rankings

| | PPG | RPG | APG | SPG | BPG | MPG | FG% | 3G% | FT% |
|------|------|-----|------|------|-----|------|------|-----|------|
| 2019 | --- | --- | --- | --- | --- | --- | --- | --- | --- |
| 2020 | --- | --- | 23rd | --- | --- | --- | 16th | --- | --- |
| 2021 | 25th | --- | 18th | 23rd | --- | 11th | 11th | --- | 21st |
| 2022 | 12th | --- | 14th | 13th | --- | 3rd | 22nd | 3rd | 13th |

Milestones

| Mark | Opponent | Date | Gm. # |
|------------|-------------|---------------|-------|
| 1st Pt | Los Angeles | May 26, 2019 | 1 |
| 1,000th Pt | Los Angeles | May 23, 2022 | 96 |
| 500th Ast | New York | June 29, 2023 | 137 |

Upcoming Milestones

| Mark | Category | Current |
|-------|----------|---------|
| 2,000 | Points | 1,939 |
| 600 | Rebounds | 595 |
| 600 | Assists | 560 |
| 200 | Steals | 165 |

| Year | Reb | Asts | Double Doubles | | | Scoring | | | |
|--------|-----|------|----------------|--------|---------|---------|-----|-----|-----|
| | 10+ | 10+ | Pt/Reb | Pt/Ast | Reb-Ast | Year | 10+ | 20+ | 30+ |
| 2019 | 1 | 1 | 0 | 0 | 1 | 2019 | 7 | 0 | 0 |
| 2020 | 0 | 0 | 0 | 0 | 0 | 2020 | 12 | 2 | 0 |
| 2021 | 2 | 0 | 2 | 0 | 0 | 2021 | 21 | 4 | 0 |
| 2022 | 0 | 0 | 0 | 0 | 0 | 2022 | 30 | 11 | 0 |
| 2023 | 0 | 0 | 0 | 0 | 0 | 2023 | 28 | 12 | 1 |
| Totals | 3 | 1 | 2 | 0 | 1 | Totals | 98 | 29 | 1 |

Regular Season Highs

2023

| | | | |
|------|-------|----------------------|----------|
| PTS | 30 | @ Los Angeles | May 25 |
| REBS | 8 | @ Seattle | July 20 |
| ASTS | 8 | 2x, last @ Minnesota | July 9 |
| STLS | 4 | 2x, last vs Atlanta | August 1 |
| BLKS | 1 | 4x, last vs. Dallas | July 30 |
| MINS | 37:31 | @ Chicago | July 25 |

CAREER

| | | | |
|------|----|----------------------|---------------|
| PTS | 30 | @ Los Angeles | May 25, 2023 |
| REBS | 11 | @ Seattle | May 18, 2021 |
| ASTS | 10 | 2x, last vs. Phoenix | Aug. 20, 2019 |
| STLS | 4 | 4x, last vs. Atlanta | Aug. 1, 2023 |
| BLKS | 2 | 4x, last vs. Chicago | May 28, 2022 |
| MINS | 41 | Washington | June 25, 2022 |

Career Regular Season Statistics

| Year | Tm | G | GS | MP | FG | FGA | FG% | 3P | 3PA | 3P% | 2P | 2PA | 2P% | eFG% | FT | FTA | FT% | OR | DR | REB | RPG | A | S | B | TO | PF | PTS | PPG |
|--------|-----|-----|-----|------|-----|------|------|-----|-----|------|-----|------|------|------|-----|-----|------|-----|-----|-----|-----|-----|-----|----|-----|-----|------|------|
| 2019 | LVA | 34 | 34 | 767 | 76 | 236 | .322 | 14 | 44 | .318 | 62 | 192 | .323 | .352 | 59 | 73 | .808 | 23 | 88 | 111 | 3.3 | 153 | 26 | 12 | 53 | 47 | 225 | 6.6 |
| 2020 | LVA | 22 | 0 | 568 | 93 | 189 | .492 | 3 | 13 | .231 | 90 | 176 | .511 | .500 | 52 | 61 | .852 | 18 | 77 | 95 | 4.3 | 67 | 15 | 2 | 35 | 39 | 241 | 11.0 |
| 2021 | LVA | 32 | 32 | 1018 | 155 | 307 | .505 | 5 | 20 | .250 | 150 | 287 | .523 | .513 | 75 | 90 | .833 | 21 | 110 | 131 | 4.1 | 103 | 36 | 11 | 47 | 58 | 390 | 12.2 |
| 2022 * | LVA | 34 | 34 | 1129 | 191 | 401 | .476 | 50 | 116 | .431 | 141 | 285 | .495 | .539 | 110 | 128 | .859 | 43 | 105 | 148 | 4.4 | 132 | 48 | 8 | 43 | 81 | 542 | 15.9 |
| 2023 * | LVA | 29 | 29 | 907 | 192 | 355 | .541 | 71 | 148 | .480 | 121 | 207 | .585 | .641 | 86 | 103 | .835 | 14 | 97 | 111 | 3.8 | 105 | 40 | 4 | 50 | 45 | 541 | 18.7 |
| Career | | 151 | 129 | 4387 | 707 | 1487 | .475 | 143 | 341 | .419 | 564 | 1146 | .492 | .524 | 382 | 455 | .840 | 118 | 477 | 595 | 3.9 | 560 | 165 | 37 | 228 | 270 | 1939 | 12.8 |





LAS VEGAS ACES (26-3)

| PLAYER | GP-GS | MIN | FGM-FGA | FG% | 3-POINT | | FTM-FTA | FT% | ----- REBOUNDS ----- | | | | AST | PF-DQ | STL | TO | BLK | PTS/AVG |
|-----------|--------|---------|------------|------|---------|------|-----------|------|----------------------|-----|-----------|-----|-------|-------|-----|-----|-----------|---------|
| | | | | | FGM-FGA | FG% | | | OFF | DEF | TOT/AVG | | | | | | | |
| Wilson, A | 29-29 | 875:57 | 222 - 408 | 54.4 | 5-22 | 22.7 | 166 - 209 | 79.4 | 58 | 222 | 280/9.7 | 56 | 62-0 | 37 | 39 | 63 | 615/21.2 | |
| Plum, K | 28-28 | 888:21 | 189 - 382 | 49.5 | 65-167 | 38.9 | 94 - 103 | 91.3 | 6 | 64 | 70/2.5 | 126 | 64-0 | 27 | 60 | 0 | 537/19.2 | |
| Young, J | 29-29 | 906:55 | 192 - 355 | 54.1 | 71-148 | 48.0 | 86 - 103 | 83.5 | 14 | 97 | 111/3.8 | 105 | 45-0 | 40 | 50 | 4 | 541/18.7 | |
| Gray, C | 29-29 | 923:58 | 161 - 318 | 50.6 | 50-108 | 46.3 | 65 - 71 | 91.5 | 7 | 95 | 102/3.5 | 201 | 52-0 | 41 | 76 | 16 | 437/15.1 | |
| Parker, C | 18-18 | 425:26 | 60 - 129 | 46.5 | 17-51 | 33.3 | 25 - 28 | 89.3 | 16 | 81 | 97/5.4 | 67 | 35-0 | 27 | 31 | 16 | 162/9.0 | |
| Clark, A | 29-1 | 641:19 | 71 - 144 | 49.3 | 38-88 | 43.2 | 17 - 21 | 81.0 | 17 | 76 | 93/3.2 | 30 | 63-0 | 17 | 20 | 4 | 197/6.8 | |
| Bell, K | 26-0 | 300:50 | 45 - 117 | 38.5 | 19-62 | 30.6 | 3 - 6 | 50.0 | 6 | 29 | 35/1.3 | 11 | 32-0 | 13 | 9 | 4 | 112/4.3 | |
| Stokes, K | 29-11 | 570:36 | 29 - 60 | 48.3 | 3-17 | 17.6 | 9 - 17 | 52.9 | 33 | 136 | 169/5.8 | 18 | 52-0 | 16 | 10 | 32 | 70/2.4 | |
| Coates, A | 3-0 | 16:06 | 3 - 4 | 75.0 | 0-0 | 0.0 | 1 - 2 | 50.0 | 1 | 4 | 5/1.7 | 0 | 6-1 | 1 | 6 | 0 | 7/2.3 | |
| George, C | 21-0 | 163:28 | 17 - 63 | 27.0 | 6-36 | 16.7 | 0 - 0 | 0.0 | 11 | 28 | 39/1.9 | 8 | 24-0 | 6 | 21 | 4 | 40/1.9 | |
| Colson, S | 19-0 | 80:53 | 5 - 11 | 45.5 | 2-5 | 40.0 | 3 - 4 | 75.0 | 1 | 6 | 7/0.4 | 19 | 14-0 | 4 | 3 | 1 | 15/0.8 | |
| Joens, A | 2-0 | 06:19 | 0 - 1 | 0.0 | 0-1 | 0.0 | 0 - 0 | 0.0 | 0 | 0 | 0/0.0 | 0 | 0-0 | 0 | 0 | 0 | 0/0.0 | |
| ACES | 29-145 | 5800:00 | 994 - 1992 | 49.9 | 276-705 | 39.1 | 469 - 564 | 83.2 | 170 | 838 | 1207/41.6 | 641 | 449-1 | 229 | 346 | 144 | 2733/94.2 | |
| OPPONENTS | 29-145 | 5800:00 | 889 - 2088 | 42.6 | 218-636 | 34.3 | 328 - 440 | 74.5 | 239 | 747 | 1197/41.3 | 571 | 515-0 | 183 | 394 | 91 | 2324/80.1 | |

| PLAYER | ----- SINGLE GAME HIGHS ----- | | | | | | | ----- AVERAGE PER GAME ----- | | | | | | | ----- AVERAGE PER 48 MIN ----- | | | | | | |
|-----------|-------------------------------|-----|-----|-----|----|-----|-----|------------------------------|-----|-----|------|-----|------|------|--------------------------------|-----|------|------|------|------|--|
| | MIN | REB | AST | STL | TO | BLK | PTS | MIN | REB | AST | STL | TO | BLK | PTS | REB | AST | STL | TO | BLK | PTS | |
| Wilson, A | 36:27 | 15 | 5 | 3 | 3 | 6 | 40 | 30.2 | 9.7 | 1.9 | 1.28 | 1.3 | 2.17 | 21.2 | 12.8 | 2.6 | 1.69 | 1.8 | 2.88 | 28.1 | |
| Plum, K | 36:27 | 6 | 10 | 5 | 4 | 0 | 40 | 31.7 | 2.5 | 4.5 | 0.96 | 2.1 | 0.00 | 19.2 | 3.2 | 5.7 | 1.22 | 2.7 | 0.00 | 24.2 | |
| Young, J | 37:32 | 8 | 8 | 4 | 5 | 1 | 30 | 31.3 | 3.8 | 3.6 | 1.38 | 1.7 | 0.14 | 18.7 | 4.9 | 4.6 | 1.76 | 2.2 | 0.18 | 23.9 | |
| Gray, C | 37:09 | 8 | 12 | 4 | 6 | 2 | 27 | 31.9 | 3.5 | 6.9 | 1.41 | 2.6 | 0.55 | 15.1 | 4.4 | 8.7 | 1.77 | 3.3 | 0.69 | 18.9 | |
| Parker, C | 26:29 | 12 | 8 | 5 | 5 | 3 | 15 | 23.6 | 5.4 | 3.7 | 1.50 | 1.7 | 0.89 | 9.0 | 9.1 | 6.3 | 2.54 | 2.9 | 1.50 | 15.2 | |
| Clark, A | 35:08 | 8 | 4 | 2 | 4 | 1 | 12 | 22.1 | 3.2 | 1.0 | 0.59 | 0.7 | 0.14 | 6.8 | 5.8 | 1.9 | 1.06 | 1.2 | 0.25 | 12.3 | |
| Bell, K | 19:24 | 5 | 2 | 2 | 2 | 2 | 15 | 11.6 | 1.3 | 0.4 | 0.50 | 0.3 | 0.15 | 4.3 | 4.7 | 1.5 | 1.73 | 1.2 | 0.53 | 14.9 | |
| Stokes, K | 31:21 | 17 | 2 | 3 | 2 | 4 | 7 | 19.7 | 5.8 | 0.6 | 0.55 | 0.3 | 1.10 | 2.4 | 11.8 | 1.3 | 1.12 | 0.7 | 2.24 | 4.9 | |
| Coates, A | 07:09 | 3 | 0 | 1 | 4 | 0 | 3 | 5.4 | 1.7 | 0.0 | 0.33 | 2.0 | 0.00 | 2.3 | 12.4 | 0.0 | 2.48 | 14.9 | 0.00 | 17.4 | |
| George, C | 15:44 | 5 | 2 | 3 | 4 | 2 | 6 | 7.8 | 1.9 | 0.4 | 0.29 | 1.0 | 0.19 | 1.9 | 9.5 | 2.0 | 1.47 | 5.1 | 0.98 | 9.8 | |
| Colson, S | 10:00 | 2 | 3 | 1 | 1 | 1 | 5 | 4.3 | 0.4 | 1.0 | 0.21 | 0.2 | 0.05 | 0.8 | 3.5 | 9.4 | 1.98 | 1.5 | 0.49 | 7.4 | |
| Joens, A | 03:34 | 0 | 0 | 0 | 0 | 0 | 0 | 3.2 | 0.0 | 0.0 | 0.00 | 0.0 | 0.00 | 0.0 | 0.0 | 0.0 | 0.00 | 0.0 | 0.00 | 0.0 | |
| Joens, A | 03:34 | 0 | 0 | 0 | 0 | 0 | 0 | 3.2 | 0.0 | 0.0 | 0.00 | 0.0 | 0.00 | 0.0 | 0.0 | 0.0 | 0.00 | 0.0 | 0.00 | 0.0 | |

ATLANTA DREAM (15-15)

| PLAYER | GP-GS | MIN | FGM-FGA | FG% | 3-POINT | | FTM-FTA | FT% | ----- REBOUNDS ----- | | | | AST | PF-DQ | STL | TO | BLK | PTS/AVG |
|-------------|-------|--------|------------|------|---------|------|-----------|------|----------------------|-----|-----------|-----|-------|-------|-----|-----|-----------|---------|
| | | | | | FGM-FGA | FG% | | | OFF | DEF | TOT/AVG | | | | | | | |
| Howard, R | 30-30 | 985:27 | 176 - 438 | 40.2 | 81-220 | 36.8 | 96 - 124 | 77.4 | 19 | 119 | 138/4.6 | 94 | 84-0 | 42 | 61 | 19 | 529/17.6 | |
| Gray, A | 30-30 | 981:33 | 175 - 367 | 47.7 | 34-91 | 37.4 | 136 - 170 | 80.0 | 43 | 107 | 150/5.0 | 102 | 80-2 | 34 | 60 | 9 | 520/17.3 | |
| Parker, C | 30-28 | 772:34 | 160 - 333 | 48.0 | 9-38 | 23.7 | 85 - 100 | 85.0 | 71 | 137 | 208/6.9 | 53 | 86-2 | 33 | 73 | 46 | 414/13.8 | |
| McDonald, A | 15-6 | 351:05 | 40 - 103 | 38.8 | 15-51 | 29.4 | 24 - 33 | 72.7 | 4 | 29 | 33/2.2 | 44 | 25-0 | 8 | 25 | 0 | 119/7.9 | |
| Coffey, N | 30-30 | 653:11 | 80 - 185 | 43.2 | 31-79 | 39.2 | 13 - 20 | 65.0 | 14 | 126 | 140/4.7 | 48 | 64-0 | 17 | 39 | 37 | 204/6.8 | |
| Durr, A | 28-0 | 340:59 | 54 - 143 | 37.8 | 19-53 | 35.8 | 29 - 36 | 80.6 | 3 | 32 | 35/1.3 | 25 | 26-0 | 7 | 24 | 3 | 156/5.6 | |
| Robinson, D | 22-17 | 425:09 | 48 - 104 | 46.2 | 7-21 | 33.3 | 12 - 18 | 66.7 | 5 | 41 | 46/2.1 | 66 | 46-1 | 13 | 33 | 3 | 115/5.2 | |
| Billings, M | 29-2 | 413:25 | 45 - 110 | 40.9 | 0-2 | 0.0 | 40 - 48 | 83.3 | 35 | 86 | 121/4.2 | 20 | 57-0 | 11 | 25 | 11 | 130/4.5 | |
| Jones, H | 30-6 | 460:06 | 42 - 128 | 32.8 | 5-23 | 21.7 | 23 - 32 | 71.9 | 10 | 63 | 73/2.4 | 73 | 58-1 | 13 | 43 | 11 | 112/3.7 | |
| Hillmon, N | 30-1 | 383:26 | 35 - 76 | 46.1 | 0-1 | 0.0 | 29 - 37 | 78.4 | 27 | 63 | 90/3.0 | 20 | 42-0 | 7 | 29 | 3 | 99/3.3 | |
| Amihere, L | 15-0 | 116:42 | 14 - 33 | 42.4 | 0-1 | 0.0 | 20 - 37 | 54.1 | 4 | 12 | 16/1.1 | 3 | 15-0 | 2 | 10 | 8 | 48/3.2 | |
| Mikesell, T | 6-0 | 29:13 | 5 - 10 | 50.0 | 3-7 | 42.9 | 4 - 4 | 100 | 0 | 2 | 2/0.3 | 2 | 0-0 | 0 | 1 | 0 | 17/2.8 | |
| Rupert, I | 11-0 | 93:45 | 7 - 19 | 36.8 | 3-12 | 25.0 | 5 - 8 | 62.5 | 4 | 21 | 25/2.3 | 7 | 12-0 | 6 | 7 | 4 | 22/2.0 | |
| Cubaj, L | 3-0 | 18:40 | 0 - 1 | 0.0 | 0-0 | 0.0 | 0 - 0 | 0.0 | 0 | 7 | 7/2.3 | 0 | 4-0 | 0 | 1 | 1 | 0/0.0 | |
| DREAM | 30 | 6025 | 881 - 2050 | 43.0 | 207-599 | 34.6 | 516 - 667 | 77.4 | 239 | 845 | 1334/44.5 | 557 | 599-6 | 193 | 458 | 155 | 2485/82.8 | |
| OPPONENTS | 30 | 6025 | 882 - 2079 | 42.4 | 220-667 | 33.0 | 541 - 685 | 79.0 | 243 | 835 | 1327/44.2 | 558 | 607-3 | 246 | 429 | 128 | 2525/84.2 | |

| PLAYER | ----- SINGLE GAME HIGHS ----- | | | | | | | ----- AVERAGE PER GAME ----- | | | | | | | ----- AVERAGE PER 48 MIN ----- | | | | | | |
|-------------|-------------------------------|-----|-----|-----|----|-----|-----|------------------------------|-----|-----|------|-----|------|------|--------------------------------|-----|------|-----|------|------|--|
| | MIN | REB | AST | STL | TO | BLK | PTS | MIN | REB | AST | STL | TO | BLK | PTS | REB | AST | STL | TO | BLK | PTS | |
| Howard, R | 40:02 | 10 | 8 | 5 | 5 | 4 | 43 | 32.8 | 4.6 | 3.1 | 1.40 | 2.0 | 0.63 | 17.6 | 5.6 | 3.8 | 1.70 | 2.5 | 0.77 | 21.5 | |
| Gray, A | 45:00 | 10 | 7 | 3 | 6 | 2 | 27 | 32.7 | 5.0 | 3.4 | 1.13 | 2.0 | 0.30 | 17.3 | 6.1 | 4.2 | 1.39 | 2.4 | 0.37 | 21.2 | |
| Parker, C | 37:58 | 14 | 3 | 4 | 6 | 4 | 25 | 25.8 | 6.9 | 1.8 | 1.10 | 2.4 | 1.53 | 13.8 | 10.8 | 2.7 | 1.71 | 3.8 | 2.38 | 21.4 | |
| McDonald, A | 30:13 | 3 | 7 | 3 | 4 | 0 | 18 | 23.4 | 2.2 | 2.9 | 0.53 | 1.7 | 0.00 | 7.9 | 3.8 | 5.0 | 0.91 | 2.8 | 0.00 | 13.6 | |
| Coffey, N | 34:10 | 13 | 6 | 2 | 6 | 4 | 16 | 21.8 | 4.7 | 1.6 | 0.57 | 1.3 | 1.23 | 6.8 | 8.6 | 2.9 | 1.04 | 2.4 | 2.27 | 12.5 | |
| Durr, A | 18:18 | 3 | 3 | 1 | 3 | 1 | 15 | 12.2 | 1.3 | 0.9 | 0.25 | 0.9 | 0.11 | 5.6 | 4.1 | 2.9 | 0.82 | 2.8 | 0.35 | 18.3 | |
| Robinson, D | 32:45 | 9 | 6 | 3 | 3 | 1 | 14 | 19.3 | 2.1 | 3.0 | 0.59 | 1.5 | 0.14 | 5.2 | 4.3 | 6.2 | 1.22 | 3.1 | 0.28 | 10.8 | |
| Billings, M | 22:49 | 11 | 3 | 1 | 3 | 2 | 12 | 14.3 | 4.2 | 0.7 | 0.38 | 0.9 | 0.38 | 4.5 | 11.7 | 1.9 | 1.06 | 2.4 | 1.06 | 12.6 | |
| Jones, H | 36:55 | 9 | 9 | 2 | 5 | 2 | 13 | 15.3 | 2.4 | 2.4 | 0.43 | 1.4 | 0.37 | 3.7 | 6.3 | 6.3 | 1.13 | 3.7 | 0.96 | 9.7 | |
| Hillmon, N | 24:32 | 8 | 4 | 1 | 3 | 1 | 13 | 12.8 | 3.0 | 0.7 | 0.23 | 1.0 | 0.10 | 3.3 | 9.4 | 2.1 | 0.73 | 3.0 | 0.31 | 10.3 | |
| Amihere, L | 17:06 | 5 | 2 | 1 | 2 | 2 | 9 | 7.8 | 1.1 | 0.2 | 0.13 | 0.7 | 0.53 | 3.2 | 5.5 | 1.0 | 0.69 | 3.4 | 2.74 | 16.5 | |
| Mikesell, T | 07:46 | 1 | 1 | 0 | 1 | 0 | 9 | 4.9 | 0.3 | 0.3 | 0.00 | 0.2 | 0.00 | 2.8 | 2.7 | 2.7 | 0.00 | 1.4 | 0.00 | 23.3 | |
| Rupert, I | 17:46 | 7 | 3 | 2 | 2 | 1 | 6 | 8.5 | 2.3 | 0.6 | 0.55 | 0.6 | 0.36 | 2.0 | 10.7 | 3.0 | 2.56 | 3.0 | 1.71 | 9.4 | |
| Cubaj, L | 09:32 | 3 | 0 | 0 | 1 | 1 | 0 | 6.2 | 2.3 | 0.0 | 0.00 | 0.3 | 0.33 | 0.0 | 15.0 | 0.0 | 0.00 | 2.1 | 2.14 | 0.0 | |

Las Vegas Aces

MEDIA CHEAT SHEET



KIERSTAN BELL
G 6-1 176
FGCU 2nd Yr.



ALYSHA CLARK
F 5-11 167
Middle Tenn. 11th Yr.



SYDNEY COLSON
G 5-8 140
Texas A&M 9th Yr.



CAYLA GEORGE
C/F 6-4 192
Australia 4th Yr.




CHELSEA GRAY
G 5-11 170
Duke 9th Yr.




ALAINA COATES
C 6-4 205
South Carolina 5th Yr.



CANDACE PARKER
F/C 6-4 184
Tennessee 16th Yr.



KELSEY PLUM
G 5-8 145
Washington 6th Yr.




KIAHA STOKES
C 6-3 191
Connecticut 8th Yr.




RIQUNA WILLIAMS
G 5-7 165
Miami 11th Yr.



A'JA WILSON
F 6-4 195
South Carolina 6th Yr.



JACKIE YOUNG
G 6-0 165
Notre Dame 5th Yr.



BECKY HAMMON
Head Coach



NATALIE NAKASE
Assistant Coach



TYLER MARSH
Assistant Coach



CHARLENE THOMAS-SWINSON
Assistant Coach



TERA GIROUX
Assistant Medical Director



BANDELE TALIB JR.
Head Athletic Trainer



JEREMIAH WELCH
Performance Coach



KRISTIN MOORE
Equipment Manager

PRONUNCIATION GUIDE

- 1 Kierstan Bell
- 7 Alysha Clark
- 81 Alaina Coates
- 41 Kiaha Stokes
- 2 Riquna Williams
- 22 A'ja Wilson

Natalie Nakase
Tera Giroux
Bandele Talib

PRO-NUN-C-A-SHUN GUYD

KEER-stin
uh-LEE-sha
uh-LAY-uh COATS
KEE-uh
rih-QWAHN-uh
A-zhuh (like the continent, Asia)

nuh-KAH-say
TAIR-up guh-ROO
ban-DELL tah-LEEB