



Las Vegas Aces (22-2) vs Dallas Wings (14-10)

July 30, 2023 | Michelob ULTRA Arena | Chicago, IL | 3 pm PT | TV: SSSN & CBS Sports Network | RADIO: ESPN Las Vegas

Game #25, Home Game #12



Aces Media Relations—John Maxwell, (951) 203-3208, jmaxwell@lasvegasaces.com

Caroline Williams (725) 289-8896, cwilliams@lasvegasaces.com

2023 Schedule/Results

Date	Opponent	Time/Result
May		
20	@ Seattle (ABC)	W / 105-64
25	@ Los Angeles (CBS SN)	W / 94-85
27	Los Angeles (NBA TV)	W / 93-65
28	Minnesota (CBS Sports Network)	W / 94-73
June		
2	@ Atlanta (ION)	W / 92-87
4	@ Indiana (CBS Sports Network)	W / 84-80
6	@ Connecticut	W / 90-84
8	@ Connecticut (Amazon Prime)	L / 94-77
11	Chicago (ESPN3)	W / 93-80
15	Seattle (Amazon Prime)	W / 96-63
18	Minnesota (NBA TV)	W / 93-62
21	@ Phoenix (NBA TV)	W / 99-79
24	Indiana (NBA TV)	W / 101-88
26	Indiana (CBS Sports Network)	W / 88-80
29	New York (Amazon Prime)	W / 98-81
July		
1	Connecticut (ABC)	W / 102-84
5	Dallas	W / 89-82
7	@ Dallas (ION)	L / 80-78
9	@ Minnesota	W / 113-89
11	Phoenix (CBS Sports Network)	W / 98-72
12	@ Los Angeles (CBS Sports Network)	W / 97-78
15	AT&T WNBA All-Star 2023	Recap
20	@ Seattle (Amazon Prime)	W / 79-63
22	@ Minnesota (ESPN)	W / 98-81
25	@ Chicago (ESPN)	W / 107-95
30	Dallas (CBS Sports Network)	3:00 pm
August		
1	Atlanta	7:00 pm
6	@ New York (ABC)	12:00 pm
8	@ Dallas (CBS Sports Network)	5:00 pm
11	Washington (ION)	7:00 pm
13	Atlanta (CBS Sports Network)	6:00 pm
Commissioner's Cup Championship		
15	New York (Amazon Prime)	6:00 pm
17	New York (Amazon Prime)	7:00 pm
19	Los Angeles (ABC)	12:00 pm
22	@ Atlanta (CBS Sports Network)	4:00 pm
24	@ Chicago (NBA TV)	5:00 pm
26	@ Washington (NBA TV)	4:00 pm
28	@ New York (ESPN2)	4:00 pm
31	Washington (Amazon Prime)	7:00 pm
September		
2	Seattle (NBA TV)	6:00 pm
8	@ Phoenix (ION)	7:00 pm
10	\$ Phoenix (ESPN2)	12:00 pm

\$ To be played at T-Mobile Arena
Commissioner's Cup Games in Blue
All times Pacific and subject to change



Kierstan Bell
Alysha Clark
Sydney Colson
Cayla George
Ashley Joens
Candace Parker
Riquna Williams

Hole Cards

Jackie Young	F	5th Year	6-0	Notre Dame '19
2023	PPG 19.0	RPG 4.1	APG 3.7	SPG 1.4
Career	12.7	4.0	3.7	1.1
2023 Ranks	8th	---	18th	12th
Career Notes	2022 WNBA Champ • 2022 All-Star • 2022 Most Improved Player • 2022 1st Team • 2020 U.S. Olympic gold (3x3) • 2019 All-Rookie			

Kiah Stokes	C	9th Year	6-3	Connecticut '15
2023	PPG 2.6	RPG 5.8	APG 0.7	SPG 0.5
Career	4.1	5.8	0.8	0.5
2023 Ranks	---	21st	---	13th
Career Notes	2022 WNBA Champ • 2015 All-Defensive second team • 2015 All-Rookie Team			

A'ja Wilson	C	6th Year	6-4	South Carolina '18
2023	PPG 20.7	RPG 9.5	APG 2.1	SPG 1.3
Career	19.3	8.6	2.2	1.0
2023 Ranks	5th	3rd	---	14th
Career Notes	2022 WNBA Champ • 2020, 2022 M'VP • 4-time All-Star • 3-time All-WNBA honoree • 2018 Rookie of Year • 2020 U.S. Olympic gold & 2-time WC gold (5x5)			

Kelsey Plum	G	6th Year	5-8	Washington '17
2023	PPG 19.3	RPG 2.5	APG 4.2	SPG 1.0
Career	13.3	2.5	3.9	0.8
2023 Ranks	7th	---	12th	---
Career Notes	2022 WNBA Champ • 2022 All-WNBA 1st Team • 2022 All-Star MVP • 2021 6th PoY • 2020 U.S. Olympic gold (3x3) • 2-time USA WC gold (5x5)			

Chelsea Gray	G	9th Year	5-11	Duke '14
2023	PPG 14.6	RPG 3.6	APG 6.9	SPG 1.5
Career	12.1	3.1	4.9	1.1
2023 Ranks	19th	---	3rd	7th
Career Notes	2016, 2022 WNBA Champ • 2022 Finals MVP • 4-time All-Star • 2017, 2019 All-W Teams (2nd, 1st) • 2020 U.S. Olympic gold (5x5), 2022 USA WC gold (5x5)			

The Turn

G	2nd Year	6-1	FGCU '22	3.4 ppg, 1.3 rpg
F	10th Year	5-11	Middle Tennessee	6.8 ppg, 3.0 rpg, .476 FG%
G	9th Year	5-8	Texas A&M '11	0.9 ppg, 0.3 rpg, 1.0 apg
C	4th Year	6-4	Australia	2.3 ppg, 1.9 rpg
G	1st Year	6-0	Iowa State '23	0.2 ppg, 0.2 rpg
F	16th Year	6-4	Tennessee '08	9.0 ppg, 5.4 rpg, 3.7 apg
G	11th Year	5-7	Miami '12	DNP



CONGRATULATIONS!

If you are reading this, it means that you have made the wise decision to cover a WNBA game featuring the defending WNBA Champion Las Vegas Aces. Odds are, you a member of one of the most prestigious media outlets in the nation, and a talented print, radio or television personality.

Regardless of how these Game Notes came into your possession, welcome to year 6 of the Las Vegas Aces—our first as the defending WNBA Champs.

These Game Notes are designed to simplify your coverage of the Aces, but in a society that now likes to communicate in 140 280-character or less, 30-second Tik Tok videos, even a modest-sized set of Game Notes like this one can be intimidating.

Over the next 2 pages, we will walk you through the complexities of this document to further enhance your ability to cover the most entertaining team in the WNBA.

Before we begin, we want you to know that we've gone interactive with notes this year. Embedded links will take you to the [interweb page](#) that contains more information on each note or tidbit of information. Click through to your heart's content!

So let's get started. These notes are divided into 3 primary sections: Season Notes, Individual Player Profiles and Statistics.

Statistics

Let's take these items in reverse order. If all you need are our season statistics, just flip to the end of these notes. Both team's stats are always located on the second to last page.

There is also a separate statistical packet in a different document with more detailed information about both teams.

The back page is the Media Cheat Sheet roster, complete with head shots to help you quickly identify our players.

What about box scores? Some folks like to see the box score from the previous games in Game Notes, while some folks like to peruse all of that season's box scores. Some like to see the box scores from previous meetings between the two teams playing today.

Given all these possibilities, with the exception of 2023 games between the two teams playing today, we have decided not to include any box scores ~~because we are lazy~~ in an effort to rid the planet of unnecessary paper waste. All WNBA box scores (PDFs) are located online and can be [downloaded here](#).

Individual Player Profiles

Each player on the roster has at least one page of info in this doc.

Included in these are ...

- Notes from the 2023 season
- Notes from previous seasons
- Streaks that paint a statistical picture of the player's most recent efforts.
- Single-season and career highs.
- Career Stats
- Links to a more robust bio online

Additional information is available on each player's online biography, linked from various spots in the notes, including the front page, but these should give you what you need to cover the game.

Season Notes

This area is divided into 3 primary sections.

As the season progresses, the first notes will be super specific to this year's team and players, and should tell the story of the season, essentially answering the question, "Why do the Aces have the record they have?"

The second section contains interesting milestones or tidbits about this year's team or individuals.

The third section includes information from recent seasons that might (in theory) still have relevance to this year's team.

Today's Opponent -- We Have Moved!

These pages let you know how the Aces have performed historically against today's opponent (pages 4-5)

Additional Information

Also included in these notes are an Aces' roster, and Pronunciation Guide (page 3).

Frequently Asked Question

"I have found several typos in this document. Would you like to know about them?"

Yes, we would, but you should know that there are many people in the world who are not happy unless they find fault in the work of others. In an effort to boost their self-confidence, we have intentionally sprinkled several typos in this document to assist them, so we may already be aware of the typos of which you speak.

Epilogue

If you have any additional questions, please don't hesitate to reach out to the following people:

Director of Media Relations John Maxwell
(951) 203-3208
jmaxwell@lasvegasaces.com

Assistant Director of Media Relations Caroline Williams
(725) 289-8896
cwilliams@lasvegasaces.com

Thanks again for your interest in covering the Las Vegas Aces.

Follow us @LVAcres





Alphabetical

NO	NAME	POS	HGT	WGT	DATE OF BIRTH	EXP	COLLEGE	HOMETOWN
1	Kierstan Bell	F	6-1	176	March 16, 2000	1	FGCU	Alliance, OH
7	Alysha Clark	F	5-11	167	July 7, 1987	10	Middle Tennessee	Denver, CO
51	Sydney Colson	G	5-8	140	August 6, 1989	8	Texas A&M	Houston, TX
13	Cayla George	C/F	6-4	192	May 1, 1989	3	Australia	Queensland, Australia
12	Chelsea Gray	G	5-11	170	October 8, 1992	8	Duke	Hayward, CA
24	Ashley Joens	G	6-0	160	March 16, 2000	R	Iowa State	Iowa City, IA
3	Candace Parker	F/C	6-4	184	April 19, 1986	15	Tennessee	Naperville, IL
10	Kelsey Plum	G	5-8	145	August 24, 1994	5	Washington	San Diego, CA
41	Kiah Stokes	C	6-3	191	March 30, 1993	7	Connecticut	Cedar Rapids, IA
2	Riquna Williams	G	5-7	165	May 28, 1990	10	Miami	Pahokee, FL
22	A'ja Wilson	C/F	6-4	195	August 8, 1996	5	South Carolina	Hopkins, SC
0	Jackie Young	G	6-0	165	September 16, 1997	4	Notre Dame	Princeton, IN

Head Coach	Becky Hammon (Colorado State '99)
First Assistant Coach	Natalie Nakase (UCLA '03)
Asst. Coach/Head of Player Development	Tyler Marsh (Birmingham-Southern College '11)
Assistant Coach	Charlene Thomas-Swinsont (Auburn '87)
Medical Director	Laura Ramus
Assistant Medical Director	Tera Giroux
Head Athletic Trainer	Bandeale Talib Jr.
Performance Coach	Jeremiah Welch
Massage Therapist	Lujene Clark
Massage Therapist	Aaron Kaleonakolo

Numerical

NO	NAME	POS	HGT	WGT
0	Jackie Young	G	6-0	165
1	Kierstan Bell	F	6-1	176
2	Riquna Williams	G	5-7	165
3	Candace Parker	F	6-4	184
7	Alysha Clark	F	5-11	167
10	Kelsey Plum	G	5-8	145
12	Chelsea Gray	G	5-11	170
13	Cayla George	C/F	6-4	192
22	A'ja Wilson	C	6-4	195
24	Ashley Joens	G	6-0	160
41	Kiah Stokes	C	6-3	191
51	Sydney Colson	G	5-8	140

Prior WNBA Experience

NO	NAME	YRS
3	Candace Parker	15
7	Alysha Clark	10
2	Riquna Williams	10
12	Chelsea Gray	8
51	Sydney Colson	8
41	Kiah Stokes	7
10	Kelsey Plum	5
22	A'ja Wilson	5
0	Jackie Young	4
13	Cayla George	3
1	Kierstan Bell	1
24	Ashley Joens	0

PRONUNCIATION GUIDE

1	Kierstan Bell	KEER-stin
7	Alysha Clark	uh-LEE-sha
41	Kiah Stokes	KEE-uh
2	Riquna Williams	rih-QWAHN-uh
22	A'ja Wilson	A-zhuh (like the continent, Asia)

Natalie Nakase	nuh-KAH-say
Tera Giroux	TAIR-uh guh-ROO
Lujene Clark	LOO-zhean
Bandeale Talib Jr.	ban-DELL TAH-leeb

LOCAL WATCH PARTIES

In addition to the national TV schedule listed on page 1, the remaining 10 Las Vegas Aces games listed below also will be broadcast locally on FOX5 and/or Silver State Sports & Entertainment Network.

Date	Opponent	Local TV
July 30	Dallas	SSSEN
Aug. 1	Atlanta	SSSEN
Aug. 8	@Dallas	Fox5 / SSSEN
Aug. 13	Atlanta	Fox5 / SSSEN
Aug. 17	New York	SSSEN
Aug. 22	@Atlanta	Fox5 / SSSEN
Aug. 24	@Chicago	Fox5 / SSSEN
Aug. 26	@Washington	SSSEN
Aug. 31	Washington	SSSEN
Sept. 2	Seattle	SSSEN

LOCAL LISTENING PARTIES

Aces home games will be featured across the radio airways on ESPN Las Vegas 100.9 FM and 1100 AM. The pregame show will begin 30 minutes prior to the tip.



ACES' ALL-TIME RESULTS VS. WINGS

Regular Season History

Overall 37-34
Home 21-16
Road 16-18
Overtime 4- 1

Playoff History

Overall 0-3
Home 0-2
Road 0-1
Overtime 0-0

Overall History

Overall 37-37
Home 21-18
Road 16-19
Overtime 4- 1

Streaks (incl playoffs)

Overall L 1
Home W 7
Road L 2

Date	H/A	Opponent	W/L	LV	DAL
July 13, 1998		Detroit	L 1	67	74
July 17, 1998	@	Detroit	L 2	67	79
Aug. 10, 1998		Detroit	L 3	73	77
July 6, 1999		Detroit	W 1 (OT)	104	94
July 21, 1999	@	Detroit	L 1	77	86
July 7, 2000		Detroit	L 2	69	73
Aug. 7, 2001	@	Detroit	W 1	76	69
July 8, 2002		Detroit	W 2	94	76
July 23, 2002	@	Detroit	W 3	86	75
June 7, 2003		Detroit	L 1	55	74
July 1, 2003	@	Detroit	L 2	88	99
May 22, 2004		Detroit	L 3	60	73
July 18, 2004	@	Detroit	L 4	71	77
May 24, 2005	@	Detroit	L 5	65	74
Aug. 13, 2005		Detroit	L 6	59	60
June 27, 2006		Detroit	L 7	59	63
July 16, 2006	@	Detroit	L 8	67	77
July 1, 2007	@	Detroit	W 1	71	68
July 31, 2007		Detroit	L 1	79	84
July 1, 2008		Detroit	W 1 (OT)	79	72
July 27, 2008	@	Detroit	W 2	76	64
Oct. 1, 2008		Detroit	L 1	69	77
Oct. 3, 2008		Detroit	L 2	61	69
Oct. 5, 2008	@	Detroit	L 3	60	76
Aug. 23, 2009	@	Detroit	L 4	84	99
Aug. 29, 2009		Detroit	W 1 (OT)	100	88
May 20, 2010	@	Tulsa	W 2	83	74
June 11, 2010		Tulsa	W 3	87	75
July 16, 2010		Tulsa	L 1	70	75
July 30, 2010	@	Tulsa	W 1	101	85
Aug. 13, 2010		Tulsa	W 2	94	74
June 4, 2011		Tulsa	W 3	93	73
June 10, 2011	@	Tulsa	W 4	93	62
Aug. 6, 2011		Tulsa	W 5	72	64
Sept. 11, 2011	@	Tulsa	W 6 (OT)	102	94
May 19, 2012	@	Tulsa	W 7	88	79
Aug. 17, 2012	@	Tulsa	W 8	89	79
Aug. 25, 2012		Tulsa	W 9	91	71
Sept. 12, 2012	@	Tulsa	W 10	78	67
Sept. 16, 2012		Tulsa	L 1	70	80

Date	H/A	Opponent	W/L	LV	DAL
Aug. 4, 2013		Tulsa	W 1	69	65
Aug. 23, 2013	@	Tulsa	L 1	67	73
Aug. 30, 2013	@	Tulsa	W 1	74	65
Sept. 8, 2013		Tulsa	L 1	65	98
May 17, 2014		Tulsa	W 1	80	76
May 28, 2014		Tulsa	W 2	82	79
July 17, 2014	@	Tulsa	L 1	90	95
July 22, 2014		Tulsa	W 1	95	93
Aug. 8, 2014	@	Tulsa	L 1	62	79
June 14, 2015		Tulsa	L 2	62	73
June 16, 2015	@	Tulsa	L 3	61	88
July 17, 2015		Tulsa	W 1	65	58
Sept. 8, 2015	@	Tulsa	L 1	64	74
May 21, 2016	@	Dallas	L 2	77	82
June 23, 2016	@	Dallas	L 3 (OT)	90	97
Sept. 9, 2016		Dallas	L 4	84	92
May 25, 2017		Dallas	L 5	82	94
June 21, 2017	@	Dallas	L 6	78	81
June 23, 2017		Dallas	L 7	69	81
June 15, 2018	@	Dallas	L 8	67	77
June 27, 2018		Dallas	L 9	91	97
Aug. 17, 2018	@	Dallas	L 10	102	107
June 22, 2019		Dallas	W 1	86	68
July 30, 2019		Dallas	W 2	86	54
Aug. 3, 2019	@	Dallas	W 3	75	70
Aug. 2, 2020		Dallas	W 4	79	70
Aug. 25, 2020	@	Dallas	W 5	96	92
June 13, 2021		Dallas	W 6	85	78
July 11, 2021	@	Dallas	W 7	95	79
Sept. 13, 2021		Dallas	W 8	85	75
June 5, 2022		Dallas	W 9	84	78
June 15, 2022	@	Dallas	W 10	92	84
Aug. 4, 2022	@	Dallas	L 1	80	82
July 5, 2023		Dallas	W 1	89	82
July 7, 2023	@	Dallas	L 1	78	80
July 30, 2023		Dallas			
Aug. 8, 2023	@	Dallas			

ACES' VS. WINGS STATS & FACTS



CLIFFSNOTES: STATISTICAL COMPARASONS

While the Aces' and Wings' comprehensive season's statistics, box score from their 2 previous contests this season can be found in the final pages of these notes and in the additional stats packets we provide, at right is your CliffsNotes version for the Aces and Wings, and where they rank among the league's 12 teams as of July 28.

Aces	Rank	Stat	Rank	Wings
94.1	1	PPG	4	86.0
35.0	4	RPG	1	39.8
22.4	2	APG	4	19.8
5.2	1	BPG	7	4.3
8.0	2	SPG	6	7.4
50.3	1	FG%	6	.434
37.6	2	3P%	12	.296
81.8	3	FT%	4	.812
114.8	1	OER	3	105.0
95.8	1	DER	4	99.8
19.0	1	Net Rating	4	5.2
1.83	1	AST/TO	4	1.48
19.8	2	Assist Ratio	9	16.9
17.6	1	Points Off TO	4	16.7
41.1	2	Points in Paint	1	41.4
36.6	8	Opp. Points in Paint	1	32.5
13.8	3	Opp. Pts off TO	4	14.1
9.5	9	2nd Chance Pts	1	14.7
10.3	5	OPP 2nd Chnc Pts	2	8.7
56.9	1	EFG%	9	47.9

ACES & OPPONENTS MISCELLANEOUS STATS

2023 Aces Misc. Stats				Points Off TOs		2 Chance Points		FB Points		Points in the Paint	
DATE	H/A	OPP	W/L	LVA	OPP	LVA	OPP	LVA	OPP	LVA	OPP
07/25	@	CHI	W	17	5	14	11	22	10	50	24
07/22	@	MIN	W	25	11	6	15	7	6	44	40
07/20	@	SEA	W	21	12	5	2	10	11	38	32
07/12	@	LAS	W	21	20	6	17	14	9	52	48
07/11		PHO	W	14	9	8	12	7	1	50	32
07/09	@	MIN	W	20	23	18	13	18	11	40	42
07/07	@	DAL	L	22	17	7	16	13	14	22	46
07/05		DAL	W	9	19	7	11	8	16	34	44
07/01		CON	W	17	20	7	5	15	14	52	44
06/29		NYL	W	21	9	8	11	11	5	50	42
06/26		IND	W	11	18	13	17	11	9	28	40
06/24		IND	W	17	15	5	11	12	9	40	44
06/21	@	PHO	W	17	8	15	22	12	7	40	38
06/18		MIN	W	19	10	17	9	8	10	34	34
06/15		SEA	W	17	10	10	4	14	17	50	30
06/11		CHI	W	23	19	9	4	16	5	50	28
06/08	@	CON	L	16	21	4	11	5	17	24	40
06/06	@	CON	W	17	20	6	17	19	12	48	34
06/04	@	IND	W	17	4	9	9	17	11	44	28
06/02	@	ATL	W	17	13	5	7	11	15	38	36
05/28		MIN	W	14	10	10	7	6	7	30	30
05/27		LAS	W	25	4	11	8	25	3	40	24
05/25	@	LAS	W	13	23	14	6	10	21	36	44
05/20	@	SEA	W	13	12	13	2	22	18	52	34
Averages				17.6	13.8	9.5	10.3	13.0	10.8	41.1	36.6



GAME NOTES (STATS & RANKINGS THROUGH 7/28)

FEELING RANK (2023)

	PPG	RPG	APG	SPG	BPG	MPG	FG%	3P%	FT%
Alysha Clark	---	---	---	---	---	---	---	15th	---
Chelsea Gray	19th	---	3rd	7h	27th	12th	13th	4th	6th
Candace Parker	---	24th	16th	8th	17th	---	22nd	---	---
Kelsey Plum	7th	---	12th	---	---	19th	12th	---	8th
Kiah Stokes	---	21st	---	---	13th	---	---	---	---
A'ja Wilson	5th	3rd	---	14th	1st	22nd	6th	---	---
Jackie Young	8th	---	18th	12th	---	18th	*4th	1st	---

*Tie

2023 ACES RECORDS

	Season	Home	Road	Streak
Overall	22-2	11-0	11-2	W6
West	13-1	6-0	7-1	W5
East	9-1	5-0	4-1	W6
Commissioner's Cup	9-1	5-0	4-1	W2
Overtime	0-0	0-0	0-0	---
Streak	W6	W11	W3	---

RAREFIED AIR

Only 11 players in the history of the league have produced 40 or more games with 20+ points and 10+ rebounds. Of those 11, 5 are currently active and 2 feature on this year's Aces squad. Candace Parker lists at No. 2, having done so 84 times in her illustrious career and A'ja Wilson is No. 6 with 55. Wilson has accomplished the feat in 31.8% of her games, whereas the No. 1 player on the list, Tina Charles (99), did so in a second-best 25.3% of her outings.

WNBA All-Time Games with 20+ points & 10+ rebounds

Player	20P/10R Dub-Dubs	Career Games	% of Games
1. Tina Charles	99	391	25.3
2. Candace Parker	84	410	20.4
3. Sylvia Fowles	82	408	20.1
4. Lisa Leslie	77	363	21.2
5. Tamika Catchings	56	457	12.3
6. A'ja Wilson	55	173	31.8
7. Nneka Ogumike	49	341	14.3
8. Lauren Jackson	48	317	15.1
9. Breanna Stewart	41	205	20.0
Yolanda Griffith	41	311	13.2
11. Brittney Griner	40	274	14.6

NEXT WOMAN UP

The Las Vegas Aces have been without the services of Candace Parker for 6 games, but the rest of the team has stepped up in her absence, and they haven't missed a beat.

	ACES					OPPONENTS				
	W-L	G	OER	PPG	FG%	3G%	DER	PPG	FG%	3G%
With CP	16-2	18	112.7	92.6	.498	.377	95.1	78.4	.418	.330
W/out CP	6-0	6	121.1	98.7	.518	.375	97.8	79.7	.436	.353

In particular, A'ja Wilson and Kelsey Plum have increased their already All-Star-caliber production.

Last 6 games	PPG	FG%	3G%	RPG	+/-
A'ja Wilson	23.7	.683	---	10.5	20.8
Kelsey Plum	23.5	.548	.375	---	20.5

THE WILSON FILE

A'ja Wilson, who is on the verge of grabbing her 1,500th rebound (1,486), is 3rd in the league in rebounding and leading in blocked shots with 9.5 rpg and 2.1 bpg. She is close to leading in rebounding and should she finish atop both lists at the end of the season:

- She will become just the 2nd player in franchise history to lead the W on the boards (Natalie Williams, 2000).
- After leading the league in blocked shots in 2020 and 2022, she would become just the 3rd in league history to finish 1st in blocked shots 3 or more times (Margo Dydek, 8 and Brittney Griner, 8).
- She would become just the 3rd player in WNBA history to lead the league in both categories by season's end (Lisa Leslie, 2004 and Candace Parker, 2009).

Stepping back from boards and blocks and moving along to shooting records ... Wilson scored 35 points against Minnesota on July 22 and her 82.4% (14-17 FGs) shooting from the field tied the mark for highest single-game field goal percentage for a W player attempting at least 17 field goals (Lisa Leslie, Aug. 1, 2002, 14-17 FGs).

CENTURY 2023

The Aces scored 100 or more points in a franchise-record 7 games in 2021 and 2022. The WNBA record for most times crossing the century mark in a season is 10 by the 2010 Phoenix Mercury. Against the Sky on July 25 the 2023 Aces became the 11th team in league history to have topped the century mark 5 times in a season. They still have 16 more to attempts to equal or break the franchise record and move up the league's all-time list.

Year	Team	100+ Point Games
1. 2010	Phoenix	10
2. 2009	Phoenix	9
3. 2007	Phoenix	8
4. 2021	Las Vegas	7
2022	Las Vegas	7
6. 2018	Dallas	6
2019	Connecticut	6
2019	Washington	6
9. 2017	Minnesota	5
2018	Seattle	5
2023	Las Vegas	5



SILENT BUT DEADLY ASSASSIN

Jackie Young make be quiet off the court, but she is a deadly assassin on it. She is connecting on a league-leading 48.7 percent of her 3-pointers on the year, and is taking a run at the WNBA mark for highest 3-point field goal percentage by a player who took at least 100 3-point attempts.

Player	Year	Team	3PM	3PA	3P%
Leilani Mitchell	2010	Liberty	72	148	.487
Jackie Young	2023	Aces	57	117	.487
Chelsea Gray	2017	Sparks	53	110	.482
Alysha Clark	2019	Storm	51	106	.481
Briann January	2018	Mercury	47	100	.470

The record for highest 3-point field goal percentage taking at least 150 from distance is 45.3 percent held by Maya Moore.

Player	Year	Team	3PM	3PA	3P%
Maya Moore	2013	Lynx	72	159	.453
Sue Bird	2016	Storm	72	162	.444
Allie Quigley	2019	Chicago	80	181	.442
Katie Douglas	2011	Indiana	66	150	.440
Crystal Robinson	1999	New York	76	174	.437

One year ago, Kelsey Plum set the mark for highest 3-point field goal percentage by a player taking at least 200 attempts.

Player	Year	Team	3PM	3PA	3P%
Kelsey Plum	2022	Aces	113	269	.420
Sugar Rodgers	2016	Liberty	86	208	.431
Diana Taurasi	2006	Mercury	121	305	.397
Diana Taurasi	2011	Mercury	81	205	.395
Katie Smith	2003	Lynx	78	200	.390

Since the start of the 2022 season, Young ranks 1st and Plum, who has made the most 3-pointers (163) during that span, ranks 5th in 3-point percentage among players with a minimum of 50 made 3-pointers combined in 2022 and 2023.

Player	3PM	3PA	3P%
Jackie Young	104	227	45.92
Moriah Jefferson	58	136	42.65
Marine Johannés	87	215	40.47
Lexie Brown	80	198	40.40
Kelsey Plum	163	406	40.15

PLEASE PASS THE SALT

Since moving to Las Vegas, the Aces have produced the top five seasons for average assists in franchise history, and are on pace to top the season record this year. In fact, before the move to Las Vegas, the record was 18.9 apg, set by the 2012 Stars squad, with the franchise having never reached the 20 apg mark.

Year	APG
1. 2023	22.375
2. 2019	20.912
3. 2021	20.875
4. 2022	20.778
5. 2020	20.773
6. 2018	20.242
7. 2012	18.882

RIISING UP THE RANKS

The Aces started their season with a 16-1 record for the No. 3 spot in league history for victories before a 2nd loss on the season. The team's 22-2 record through 24 games is second only to the 20-1 starts by the 1998 Houston Comets and 2016 Los Angeles Sparks. The league record for most wins prior to a team's 3rd loss is 25 by those same 1998 Comets.

Best Record Prior to 2 Losses

Team	Year	Start	Finish
1. Houston	*1998	20-1	WNBA Champion
2. Los Angeles	*2016	20-1	WNBA Champion
3. Las Vegas	2023	16-1	???

Best Record Prior to 3 Losses

Team	Year	Start	Finish
1. Houston	1998	25-2	WNBA Champion
2. Las Vegas	2023	22-2	???

DOMINANCE

The Aces are off to a 22-2 start, and by at least one measure, they have had the most dominant 22-game start to a season in WNBA history. The team's +15.4 scoring differential is the highest for a team after 24 games in league history, eclipsing the +13.4 mark set by the 2000 Houston Comets. The next 5 milestones are:

Number of Games	Diff.	Year & Team
✓ First 24 Games	13.4	2000 Houston Comets
First 25 Games	13.3	1998 Houston Comets
First 26 Games	13.2	2000 Houston Comets
First 27 Games	12.6	1998 Houston Comets
First 28 Games	12.3	2012 Minnesota Lynx
First 29 Games	12.7	1998 Houston Comets

PASSING FANCY

Only 7 players have dropped 500 or more dimes in franchise history, and 3 of them are on this year's squad. Chelsea Gray and Jackie Young reached that mark on July 1 and June 29, respectively. Gray was the fastest to the mark, reaching 500 in just 83 games.

Player	Franchise Assists	Games to 500
1. Becky Hammon	1,133	100
2. Danielle Robinson	841	102
3. Kelsey Plum	707	135
4. Chelsea Gray	566	83
5. Sophia Young-Malcolm	554	263
6. Jackie Young	543	137
7. Jennifer Azzi	532	101

GRADE A WINNING

With 16 games remaining in the 40-game season, the Aces are on pace to record one of the highest winning percentages in league history. The 1998 Houston Comets finished 27-3, a 90% winning percentage, and the Aces, with their 22-2 record, have won 91.7% of their games.

Team	Year	Win%	Wins	Games
Las Vegas	2023	.917	22	24
Houston	1998	.900	27	30
Los Angeles	2000	.875	28	32
Los Angeles	2001	.875	28	32
Phoenix	2014	.853	29	34



GAME NOTES (STATS & RANKINGS THROUGH 7/28)

PASSING FANCY

Not only are the Aces making a run to up their franchise record for assists this season, if they keep up this pace, they'll finish among the top 5 passing teams in the history of the league.

Team	Year	APG
1. Chicago	2022	24.28
2. New York	2023	24.21
3. Seattle	2022	22.58
4. Las Vegas	2023	22.38
5. Washington	2019	21.94

WHAT'S THE DIFFERENCE?

If you want to know which team historically has the best chance at winning the WNBA Championship, look no further than scoring differential—the difference between a team's points scored and points allowed.

In the WNBA's first 26 years, the team that led the league in scoring differential during the regular season won the championship 19 times. The five teams that had a positive double-digit scoring differential all won the title.

Year	Team	Sc. Diff.	Finish
2023	Las Vegas	+15.4	?????
2022	Connecticut	+8.0	WNBA Finals
2021	Connecticut	+9.8	WNBA Semifinals
2020	Seattle	+11.5	Champions
2019	Washington	+12.0	Champions
2018	Seattle	+7.6	Champions
2017	Minnesota	+11.1	Champions
2016	Minnesota	+8.8	WNBA Finals
2015	Chicago	+4.1	East Conf Semis
2014	Phoenix	+9.4	Champions
2013	Minnesota	+9.4	Champions
2012	Minnesota	+9.8	WNBA Finals
2011	Minnesota	+7.9	Champions
2010	Seattle	+7.9	Champions
2009	Phoenix	+4.1	Champions
2008	Detroit	+4.4	Champions
2007	Detroit	+4.6	WNBA Finals
2006	Connecticut	+7.8	East Conf Finals
2005	Sacramento	+6.9	Champions
2004	Seattle	+5.1	Champions
2003	Detroit	+4.6	Champions
2002	Los Angeles	+6.8	Champions
2001	Los Angeles	+8.6	Champions
2000	Houston	+12.8	Champions
1999	Houston	+9.3	Champions
1998	Houston	+12.7	Champions
1997	Houston	+6.3	Champions

Double-Digit Scoring Differential

Year	Team	Sc. Diff	Finish
2023	Las Vegas	+15.4	?????
2000	Houston	+12.8	Champions
1998	Houston	+12.7	Champions
2019	Washington	+12.0	Champions
2020	Seattle	+11.5	Champions
2017	Minnesota	+11.1	Champions

POINT GAWD OR SHOOTING GAWD?

Over her last 49 games, including the 2022 postseason (dating to 7/6/22), the 2022 WNBA Final MVP is averaging 16.3 points and 6.7 assists while connecting on 53.6% from the field, 46.0% from 3-point range, and 90.4% from the free throw line. The Aces are 40-8 over that span.

Only 4 players in WNBA history have averaged more than 16.0 points and 6.0 assists over a full season. None have come close to shooting as well as Gray has over her last 48 games.

	YEAR	PPG	APG	FG%	3G%	FT%
Chelsea Gray	last 48 gms	16.3	6.7	53.6	46.0	90.4
Diana Taurasi	2013	20.3	6.2	45.6	34.6	85.4
Candace Parker	2015	19.4	6.3	48.9	27.9	81.5
Diggins-Smith	2018	17.9	6.2	40.3	29.7	83.9
Sabrina Ionescu	2022	17.4	6.3	41.1	33.3	93.1

FIVE YEAR BULL MARKET

Jackie Young and Chicago's Marina Mabrey are trying to join a group of just 15 WNBA players who managed to increase their scoring averages every season from year 2 to year 5. Through her first 11 games, Phoenix's Sophie Cunningham was in the hunt to join that list, but has dropped out of the running since then.

	JY	MM
2019	6.6	4.0
2020	11.0	10.0
2021	12.2	13.3
2022	15.9	13.6
2023	19.0	14.1

ALL SHE DOES IS WIN, WIN, WIN

When Jackie Young turned 25 last September 16, she had 87 regular season wins to her credit—one off the record for most wins prior to turning 25 held by Lynx legend Maya Moore (88).

Mwadi Mabika holds the league mark for wins through her 26th birthday with 112. Las Vegas needs to win 4 more games this year in which Young plays for her to top Mabika's mark.

Player	Wins
1. Mwadi Mabika	112
2. Jackie Young	109
3. Maya Moore	107

300 BLOCKED SHOTS ... AND COUNTING

ICYMI, A'ja Wilson broke swatted her 300th blocked shot during the Aces July 20 game against Seattle. Only 5 other active players have hit that mark, and she currently ranks No. 6 among active players.

Top 7 Active WNBA Shot Blockers

Name	Blocks
1. Brittney Griner	750
2. Candace Parker	619
3. Elizabeth Williams	411
4. Elena Delle Donne	343
5. Diana Taurasi	337
6. A'ja Wilson	306
7. Breanna Stewart	303

Wilson, who is No. 24 on the league's all-time career blocked shot list, has blocked more shots than anyone else since entering the league in 2018.

Top 5 WNBA Shot Blockers Since 2018

Name	Blocks
1. A'ja Wilson	306
2. Brittney Griner	263
3. Elizabeth Williams	246
4. Jonquel Jones	212
5. Natasha Howard	211



GONE STREAKING ...

Kierstan Bell— Averaging 3.8 ppg over her last 6 games after just 2.0 in her previous 5 games...Has 10 steals in 21 games this season after just 2 in 21 games last year...Has made 10 3s in 2023 after making 3 during the entire 2022 campaign ... Played at least 10 minutes in each of her past 8 games after playing fewer than 5 in the previous 3.

Alysha Clark— Shooting 57.1% (8-14 3FGs) from 3-point over last 4 games after shooting 24.1% (7-29 3FGs) over previous 10 games... Scored at least 6 points 15 times, including 5 of last 6 games...Saw at least 20 minutes playing time in 18 of 23 games, including 4 of the last 5.

Sydney Colson—Has played in 16 of 24 games this year ... has dished out at least 1 assist in 5 of the last 6 games played.

Cayla George—Scored 4+ points in 4 of 16 games played ... Has grabbed at least 1 rebound in 15 of 16 games played..

Chelsea Gray—Dished out 5 or more assists in each of the past 6 games and averaged 9.0 apg and just 2.7 apg during that span ... Has 5 points-assists double-doubles on the season, 3 of which came in last 6 contests ... Made 11-straight free throws in her first 7 games and 21-straight in another 7-game span ...Has at least 2 made 3s in 15 of 24 games ... Dished out 6+ assists in 16 of 24 games.

Candace Parker—Injured (left foot surgery) and has not played since the July 7 loss at Dallas.

Kelsey Plum— Dished out 3+ assists in each of the last 7 games and is averaging 4.7 apg during that span...Since going 4 of 16 (.250) from the field on June 26, has made 56.2% (73-120 FGs) of her field goal attempts over the last 9 games...Did not play in the July 5 game versus Dallas due to a non-COVID illness.

Kiah Stokes—Averaged 6.2 rpg over her last 12 games after grabbing just 3.6 over the previous 7 games ... Has at least 1 blocked shot in 14 games, including 5 with 3 or more blocks.

A’ja Wilson— Recorded double-doubles in 4 of the last 6 games... Scored 20+ points in each of the last 5 games...Averaged 10.4 rpg over the last 9 games since grabbing a season-low 3 against New York on June 29...Shooting 68.3% from the field over the last 6 games...Credited with at least 2 blocked shots in 7 of her last 8 games...Has played in 122 consecutive games, which is the longest active streak in the W.

Jackie Young— Averaging 4.5 assists over past 6 games after dishing out 3.4 assists in the previous 5...Netted at least 1 3-point field goal in each of the past 16 games, averaging 2.6 made per game in that span...Has scored in double figures in every game this season and scored 20+ points 11 times.

Aces Offense—Scored 90+ points in 18 games this year, including 5 100-point games ... Scoring differential through the first 24 games (+15.4) is the largest scoring differential over that span by any team in WNBA history ... The Aces current 16-game home winning streak is the longest in franchise history, and the longest active streak in the league. The streak of 16-straight (or more) home wins has been accomplished 7 times in WNBA history, and the record is 28 by the Sparks in 2000-02.

Aces Defense—The Aces have allowed opponents just 78.7 ppg (second lowest in the league), 42.2% shooting from the field (1st), and scoring 13.8 points off turnovers (4th).

• [Download 2023 Aces players game-by-game stats here.](#)

MOVIN ON UP FRANCHISE LISTS

FRANCHISE REBOUNDS

A’ja Wilson currently sits in the No. 3 spot for rebounds in franchise history. With 1,485 boards, Wilson needs 45 to draw even with No. 2 Margo Dydek (1,530). If she keeps the same pace (9.5) she has had through the first 24 games of the season, Wilson will sit alone at No. 2 in a few more games.

Player	Rebounds
1. Sophia Young-Malcolm	1,807
2. Margo Dydek	1,530
3. A’ja Wilson	1,485

FRANCHISE 3-POINTERS

With her 6 3-pointers against Minnesota on July 9, Kelsey Plum passed Kayla McBride (323) to move into 2nd in franchise history for made 3s. She now has 334, but has a long way to go to overtake Becky Hammon, who owns the franchise record with 498.

FRANCHISE STEALS

Jackie Young (158) broke into the top 10 for franchise steals just before the All-Star break, and is currently alone in the No. 10 spot, behind No. 9 A’ja Wilson (180). Plum (152) is not far back at No. 12. Sophia Young-Malcolm’s 477 tops the list.

6.88 SHADES OF GRAY

Chelsea Gray recorded the 2nd greatest passing season in franchise history in 2021, took a run at the top assists averaged mark again in 2022, and with the pace she’s dishing passes could be in the No. 1 slot at the end of the season.

Player	Year	APG
Chelsea Gray	2023	6.88
Danielle Robinson	2013	6.72
Chelsea Gray	2022	6.06
Chelsea Gray	2021	5.91
Becky Hammon	2011	5.82

While she didn’t break the most assists averaged record last year, Gray did break the franchise record for total assists in a season. With 16 more games to play, Gray is quickly moving up the list and there’s a good chance she will top the franchise’s total assist record again this year.

Player	Year	Assists
1. Chelsea Gray	2022	212
2. Becky Hammon	2011	192
3. Chelsea Gray	2021	189
4. Kelsey Plum	2022	184
5. Becky Hammon	2012	176
6. Danielle Robinson	2014	174
7. Becky Hammon	2010	172
8. Jennifer Azzi	2001	171
9. Danielle Robinson	2013	168
10. Chelsea Gray	2023	165



BE YOUNG, BE DOPE, BE PROUD

One year after Kelsey Plum took a run at the franchise record for scoring average in a season, a total of three Aces—Plum, A’ja Wilson and Jackie Young—are each vying for the title, or at least a spot in the top 5. In doing so, they could accomplish a rare feat—no team in WNBA history has ever had 3 players each average as many as 18 points during the regular season.

Player	Year	PPG
1. A’ja Wilson	2018	20.67
A’ja Wilson	2023	20.67
3. A’ja Wilson	2020	20.45
4. Kelsey Plum	2022	20.17
5. A’ja Wilson	2022	19.53
6. Becky Hammon	2009	19.48
7. Kelsey Plum	2023	19.30
8. Jackie Young	2023	19.04

PAINTING THE TOWN RED

The Las Vegas Aces led the league in points in the paint in 2019, 2020 and 2021, and are currently 2nd in the league rankings this season, behind Dallas’ 41.4 PITP.

Year	Aces PITP	Rank
2023	41.1	1st
2022	34.3	5th
2021	41.2	1st
2020	42.7	1st
2019	37.8	1st

GONE STREAKING, TAKE 3

The Aces on June 8 had an 11-game winning streak, which included their 4-0 run to close the 2022 regular season, halted by the Sun. It was the longest winning streak for the team since moving to Las Vegas, and the second-longest in franchise history. The franchise record is 12-straight Ws, set by the San Antonio Silver Stars from June 24-Aug. 12, 2012.

The Aces, who are 6-0 in their past 6 games, went streaking again and won 9-straight contests before the July 7 loss at Dallas, marking the third-longest winning run in franchise history.

Team	Wins	Dates
Silver Stars	12	June 24, 2021-Aug. 21, 2012
Aces	11	Aug. 7, 2022-June 6, 2023
Aces	9	June 11, 2023-July 5, 2023

ALL ABOUT THAT PACE

The Aces have played at one of the fastest paces in the league since moving to Las Vegas as measured by possessions per 40 minutes.

	2018	2019	2020	2021	2022	2023
Pos/40	82.4	82.3	82.6	82.5	82.2	82.06
Rank	1st	2nd	1st	1st	1st	2nd

TOP OF THE PECKING ORDER

Seven teams in WNBA history have boasted both the best offense and defense in the same season as measured by Offensive (OER) and Defensive Efficiency Ratings (DER)—points scored and allowed per 100 possessions. Through the 24 games played this season, the Aces have their sights set on becoming the 8th, currently ranking first for both OER and DER. Six of those teams won the title *.

Team	Year	OER	DER
Houston *	1998	104.1	86.7
Houston *	1999	104.4	91.4
Houston *	2000	109.1	90.8
Phoenix *	2014	106.4	94.1
Minnesota	2016	107.4	96.6
Minnesota *	2017	108.5	94.4
Seattle *	2020	108.3	93.3
Las Vegas	2023	114.8	95.8

ACES IN THE COMMUNITY

\$16,500 AND COUNTING EARNED FOR NAMI SO. NEVADA

For each Commissioner’s Cup win this season, teams earn \$2K to donate to a charity of their choice and \$500 for each loss. The Aces are playing for NAMI (National Alliance on Mental Illness) Southern Nevada, and have earned \$16,500 for the organization through 9 CC games (standings page 5). The Aces’ game against Phoenix marks their final Commissioner’s Cup contest, and they are hoping to up the contribution to NAMI Southern Nevada to \$18,500.

NAMI is the nation’s largest grassroots mental health organization dedicated to building better lives for the millions of Americans affected by mental illness, and relies on gifts and contributions to support its important work throughout Southern Nevada.

FLYING ACES

The Aces continue making an impact in the community in a variety of ways. On June 9, BUCKET\$ and Aces staff members visited Nellis Air Force Base where they met with troops, toured the fitness facility and flightline, and passed out Aces gear and tickets for the July 5 “Heroes of the House” Aces game as a way of saying thank you for all they do.

NUMBER IX, NUMBER IX, NUMBER IX

After a successful inaugural event in 2022, which celebrated the 50th anniversary of the passage of Title IX, this year’s The IX Awards again recognized outstanding people who have been instrumental in the fight for equality in sports and beyond.

Held June 13 at Allegiant Stadium, The IXs honored Wyomia Tyus with the Legacy Award, Jackie Joyner-Kersey with the Icon Award, Jessica Mendoza with the Game Changer Award, Elaine Wynn with the Impact Award and Annick Haczekiewicz with the Next Gen Award.

Emceed by Chris Spencer, the IXs features performances by Judith Hill and Broadway in the Hill, and concluded with a 30-minute fireside chat with Tyus.

Highlights from the 2022 The IXs celebration included a fireside chat with Billie Jean King, who was recognized with the Legacy Award, and members of the 1996 U.S. Olympic Women’s Basketball Team, who collectively earned the Game Changer Award.

THAT'S OFFENSIVE

The Aces have had one of the best offenses in the league since making the move to Las Vegas. In 2020 they ranked 2nd in the WNBA in Offensive Efficiency, and in each of the past two years they finished 1st, and rank 1st through 24 games in 2023.

Year	OER	Rank
2018	102.0	6th out of 12
2019	99.1	5th out of 12
2020	107.3	2nd out of 12
2021	107.1	1st out of 12
2022	109.6	1st out of 12
2023	114.8	1st out of 12

SCARCER THAN PINK BARBIE PAINT

Prior to 2023, only 8 teams in the history of the WNBA have breeched the 40 points in the paint mark at the end of the season, including the 2020 Aces, who set the benchmark with an average of 42.7 points in the paint. Through 24 games, the Aces again are scoring over the 40-point mark in the paint. Should they finish at 40 or above, this year's Aces would be the 9th team to accomplish the feat. Dallas also is making a run at the rare mark this year.

Team	Year	PITP
Las Vegas	2020	42.7
Chicago	2022	42.1
Mercury	2010	41.8
Atlanta	2011	41.4
Dallas	2023	41.4
Las Vegas	2021	41.2
Las Vegas	2023	41.1
Atlanta	2010	40.4
Los Angeles	1997	40.3
Atlanta	2009	40.1

WARNING: EVEN MORE OFFENSIVE

No team in the history of the league has finished the season with a final offensive rating in the teens. In 2019 the Washington Mystics came close with an all-time W record 112.9 offensive rating.

From 1997-2015, it was rare for teams to even round out the year in triple digits. From then, there was a sudden jump and, aside from 2019 when only 3 teams closed the year in triple figures, the majority teams from 2016-2022 finished with a 100+ offensive rating.

It is quite possible that the Aces, currently boasting a 114.8 OER, will not only finish with an offensive rating over 100, but they could set a new league high-water mark in the process.

HIGH ROLLERS

The Aces scored 90+ points in each of their first 5 games in 2023, becoming the only team in league history to accomplish that feat. In fact, no other team has scored 90+ in each of the first three games of the season.

Las Vegas also scored 90+ points in 6-straight games dating back to 2022, which is the 2nd longest such streak in W history (Phoenix, 2010, 7 straight). Indiana ended the Aces run by holding them to 84 points on June 4. The Aces have now scored 90+ points in 18 of 24 games this season, including 5 with 100+ points, and are averaging a league-high 94.1 ppg.

IF A T(H)REE FALLS IN THE WOODS ...

Although the Aces have been one of the best 3-point shooting teams over the past 5 years, it wasn't always a big part of their arsenal. In 2022, the Aces utilized the 3-pointer to a much greater degree, and are slightly trailing the use of 3s in 2022 so far this season.

	2018	2019	2020	2021	2022	2023
3PFG%	34.6	36.7	36.6	37.5	36.1	37.6
Rank	7th	1st	4th	2nd	2nd	2nd

	2018	2019	2020	2021	2022	2023
3PA/G	10.9	15.0	11.5	13.5	26.4	23.9
Rank	12th	12th	12th	12th	3rd	3rd

BOOM! BOOM! OUT GO THE LIGHTS!

The Aces, who are shooting a league-high 50.3% field goal percentage, have put up the top 3 and 6 of the top 10 single-game field goal percentage marks in the league this year.

Team	Date	OPP	FG%	FGM	FGA
1. Aces	7/9	Lynx	59.72	43	72
2. Aces	6/11	Sky	58.46	38	65
3. Aces	6/29	Liberty	57.97	40	69
4. Sky	6/30	Sparks	56.92	37	65
5. Dream	6/18	Fever	56.06	37	66
6. Liberty	6/11	Wings	55.71	39	70
Aces	6/15	Storm	55.71	39	70
8. Aces	6/21	Mercury	55.39	36	65
9. Fever	7/7	Mystics	55.00	33	60
10. Aces	5/20	Storm	54.80	40	73
Fever	6/6	Sky	54.80	40	73

BE ... AGGRESSIVE. B. E. AGGRESSIVE

Since moving to Las Vegas, the Aces have worn out a path to the free throw line, finishing 1st in the W in free throw attempts 3 times. The pace to the line has slowed in 2022 and 2023, however, with the Aces taking fewer attempts than in any previous year in the city.

	2018	2019	2020	2021	2022	2023
FTA/G	23.5	21.5	23.4	22.1	19.8	19.9
Rank	2nd	1st	1st	1st	3rd	3rd

50-40-90 TABLE FOR 2?

In 2019, Washington Mystics guard/forward Elena Delle Donne became the first, and to date only, member of the WNBA's 50-40-90 club by finishing a season with a field goal percentage of 50% or higher, a 3-point field goal percentage of 40% or higher, and a free throw percentage of 90% or higher while qualifying for league leadership in each category.

With 16 more games to play this season, Chelsea Gray is shooting 49.8% from the field, 43.9% from 3-point range, and 91.4% from the charity stripe in looking for a membership into the exclusive club. Through her first 23 games, she was shooting above 50% from the field and has plenty of games in which to get that back above 50%.

Not quite as prestigious, but impressive nonetheless, Jackie Young, who is making 55.3% of her field goal attempts, 48.7% from beyond the arc and 81.3% from the line, is attempting to close in on the 50-50-80 club.



GAME NOTES (STATS & RANKINGS THROUGH 7/28)

LOOK AT ALL THE PEOPLE HERE TONIGHT

The Las Vegas Aces welcomed 10,281 fans to the July 11 game against the Mercury—a franchise record since the team made the move to the Sports & Entertainment Capitol of the World prior to the 2018 season. Ten of the top 11 attendance figures during the team's time in Las Vegas have come in the past 2 seasons, and 3 of the top 4 are from this year.

Date	Opponent	Attendance
July 11, 2023	Phoenix	10,281
Sept. 13, 2022	Connecticut *	10,211
May 27, 2023	Los Angeles	10,191
July 5, 2023	Dallas	10,177
Sept. 11, 2022	Connecticut *	10,135
Aug. 14, 2022	Seattle	10,015
Aug. 28, 2022	Seattle *	9,944
June 11, 2023	Chicago	9,786
Aug. 31, 2022	Seattle *	9,755
Oct. 8, 2021	Phoenix *	9,680
June 29, 2023	New York	9,587

* Playoff Game

The Aces, who are averaging 9,054 fans through their 11 home games, also lead the WNBA in attendance. The only other team to average more than 9,000 fans is Phoenix, which averaged 9,027 in their 11 home games.

JUST WIN, BABY!

The Aces have won more regular season games than any other WNBA team since the start of the 2019 season.

Team	Wins
Las Vegas	111
Connecticut	102
Seattle	84
Chicago	83

Las Vegas has also averaged the most points per game over that same time span ...

Team	PPG
Las Vegas	88.63
Chicago	83.97
Washington	82.31

... and has the highest field goal percentage ...

Team	FG%
Las Vegas	46.41
Chicago	45.77
Minnesota	44.94

... and the highest 3-pt field goal percentage ...

Team	3FG%
Las Vegas	36.80
Seattle	36.15
Connecticut	35.06

ONE GOOD TURNOVER DESERVES ANOTHER

The Aces took care of the basketball better than anybody in the WNBA in each of the past 3 seasons. In 2021 and 2022 they took better care of it than anybody in WNBA history.

Turnover Percentage Rank

	2020	2021	2022	2023
Las Vegas	15.2	14.1	14.1	14.9
Rank	1st	1st	1st	1st

WNBA All-Time Turnover Percentage Leaders

Team	Year	TO%
1. Las Vegas	2021	14.1
2. Las Vegas	2022	14.1
3. Atlanta	2021	14.8

DON'T TIPTOE INTO A SHOOTOUT

In scoring 40 points against the Lynx on July 9, Kelsey Plum not only upped the franchise scoring standard, Plum's 77.78 shooting percentage (14-18 FGs, 6-9 3pt FGs) also set the bar for all-time WNBA single-game shooting percentage when scoring 40 or more points, eclipsing the 77.27% shot by Liz Cambage when she set the WNBA single-game scoring mark of 53 points.

Top 5 WNBA All-Time Single-Game Field Goal Percentage

Player	FGs	FG%	PTS	Date	OPP
Kelsey Plum	14-18	77.78	40	7/9/23	Lynx
Liz Cambage	17-22	77.27	53	7/17/18	Liberty
Breanna Stewart	15-21	71.43	45	5/21/23	Fever
Liz Cambage	14-20	70.00	43	8/17/18	Aces
Rhyné Howard	14-20	70.00	43	7/2/23	Sparks

Top 5 Franchise Career Scoring Leaders

Player	PTS	Date	OPP
Kelsey Plum	40	7/9/23	Lynx
Danielle Adams	39	9/15/13	Dream
A'ja Wilson	39	6/29/19	Fever
Becky Hammon	38	6/30/09	Monarchs
Kayla McBride	38	7/27/18	Wings

R-E, R-E-B, R-E-B-O-U-N-D, RE-BOUND

Over the previous 4 seasons, the Aces recorded the 4 highest defensive rebounds per game averages in WNBA history. The 2023 Aces, Dream and Liberty are currently sitting among the top 6.

Year	Team	DRPG
1. 2021	Las Vegas	31.28
3. 2023	New York	29.63
2. 2019	Las Vegas	29.62
4. 2020	Las Vegas	29.27
5. 2023	Las Vegas	28.83
6. 2023	Atlanta	28.50
7. 2022	Las Vegas	28.42
8. 2021	Seattle	28.41

The Aces hold the top 2 marks for most defensive rebounds in a regulation game in WNBA history, with 44 at Seattle on May 20, 2023, and 43 at Los Angeles on July 1, 2022. The Mercury grabbed 47 defensive rebounds against the Stars on June 7, 2014, but that was a double-overtime game.



ALL RIGHT NOW

A'ja Wilson has made a living at the free throw line, leading the league in attempts in each of her first 3 seasons in the league, while finishing 2nd in 2021 and 3rd in 2022. She currently is ranked No. 1 this year.

	2018	2019	2020	2021	2022	2023
FTA/G	7.5	5.5	6.8	6.2	5.2	7.2
Rank	1st	1st	1st	2nd	3rd	1st

Since the start of the 2018 season, Wilson has taken around 300 more free throws than her nearest competitor.

Player	FTAs
A'ja Wilson	1095
Breanna Stewart	798
DeWanna Bonner	793

FAST 50

No, not another Fast & The Furious sequel. Becky Hammon has 48 wins in her first 60 games as a head coach in the W, and could become the 2nd fastest coach to win 50 games, should the Aces win their next 2 games. Michael Cooper tops the list with 50 victories in his 1st 57 games on the sidelines.

Coach	Gm #
Michael Cooper	57
Van Chancellor	63
Carol Ross	71

SLIDE OVER COACH

Entering 2022, Becky Hammon owned 5 of the top 6 slots on the Aces franchise leader board for made 3s in a season. Kelsey Plum topped that mark in the 26th game of the year last season.

Player	Year	Team	3PM
Kelsey Plum	2022	LV	113
Becky Hammon	2012	SA	80
Becky Hammon	2008	SA	77
Becky Hammon	2009	SA	76
Becky Hammon	2011	SA	75
Shanna Zolman	2007	SA	74
Becky Hammon	2007	SA	74

NOTHIN' BUT NET

The Aces made 59.7% (43-72) of their field goal attempts against the Lynx on July 9, which was the best shooting percentage in a game by any team this season. It also tied the single-game percentage record for the Aces since the team moved to Las Vegas (59.72%, 43-72 FGs vs. Atlanta, July 4, 2021).

The Aces are netting 50.3% of their shots from the field and hitting an even deadlier 57.1% of their 2-point shots this year. Not only do those numbers lead the league, they would also bypass the 2020 Sky for the all-time WNBA season records in both categories, should they keep up the pace through the end of the year.

Team	Year	FG%
Las Vegas	2023	50.31
Chicago	2020	49.13
Los Angeles	2016	48.71
Team	Year	2PT%
Las Vegas	2023	57.11
Chicago	2020	55.66
Chicago	2022	54.23

ALL SHE DOES IS WIN 2

Not only did Becky Hammon lead the Aces to their first championship during her inaugural season at the helm, but she also boasts the highest winning percentage of any coach in WNBA history who has coached at least 15 games in the league.

Coach	W	L	PCT
Becky Hammon	48	12	.800
Van Chancellor	211	111	.655
Carol Ross	58	32	.644
Cheryl Reeve	293	162	.640
Joe Bryant	40	24	.625

The only coaches with an equal or higher winning percentage in league history are Ryan Weisenberg and Karleen Thompson, who combined to go 11-3 (.786) as the co-head coaches of the Los Angeles Sparks in 2004. The duo replaced Michael Cooper who resigned midway through the season to become the head coach of the Denver Nuggets.

A'JA WILSON, FUTURE ACES GM?

A'ja Wilson broke the franchise record for most double-doubles in a career in the final game of the 2022 season, and now has 69 to her credit.

Player	2B-2B
A'ja Wilson	69
Natalie Williams	53
Margo Dydek	41

Since being drafted, Wilson has secured the most double-doubles in the league from 2018-2023, ahead of teammate Candace Parker, who lists at No. 4.

Player	2B-2B Since 2018
1. A'ja Wilson	69
2. Sylvia Fowles	66
3. Jonquel Jones	52
4. Candace Parker	47
Alyssa Thomas	47

BOARD ALLERGIES

Offensive Rebound Percentages have been declining for years now as teams have relied more and more on the 3-pointer shot as a weapon.

From 1997-2003, no team grabbed fewer than 30 percent of available offensive rebounds.

From 2004-09, 7 teams grabbed fewer than 30 percent.

In 2022, 7 teams finished below 30 percent, including the Aces, whose percentage was the fourth lowest in WNBA history.

This season, 8 teams are below 30 percent, and the 2023 Aces and Mystics are both threatening to break into the low 5 in the category at the end of the season.

Team	Year	ORPct
Los Angeles	2021	23.3
Seattle	2015	23.5
New York	2021	24.1
Washington	2023	24.1
Las Vegas	2023	24.5
Las Vegas	2022	24.5



HIGH SCORERS

The 2010 Phoenix Mercury hold the league record for scoring average in a season, but the Aces currently are ahead of the record and have a good shot at breaking that mark.

Year	Team	PPG
1. 2023	Las Vegas	94.083
2. 2010	Phoenix	93.882
3. 2009	Phoenix	92.824
4. 2022	Las Vegas	90.444
5. 2019	Washington	89.265
6. 2021	Las Vegas	89.250

In addition, since 2020, when they averaged 88.7 ppg, the Aces have increased their scoring year over year and upped the franchise scoring record in the process. Further, only 7 teams in franchise history averaged more than 80 points in a season.

RK	YEAR	PPG
1.	2023	94.1
2.	2022	90.4
3.	2021	89.3
4.	2020	88.7
5.	2018	84.4
6.	2019	82.2
7.	2012	82.1

STARTER KIT

The Aces starters set a WNBA record in 2022 by scoring more points than any starting five in league history. Las Vegas is on pace to break that mark again in 2023.

Team	Year	PPG
1. Las Vegas	2023	81.0
2. Las Vegas	2022	77.5
3. Phoenix	2007	75.1
4. Dallas	2023	74.0
5. Phoenix	2010	71.9
6. Phoenix	2018	71.9

LOW ON RESERVES

Las Vegas' bench averaged a league-record 35.0 points per game in 2020. Only 7 other teams in WNBA history have averaged more than 30 points per game from their reserves. Two years later, in the Aces' championship season, the bench averaged 12.9 points—12th in the league. This year, Las Vegas' reserves are averaging 13.0 points per game (2nd fewest in the league), with the Dallas Wings "leading" the way with 12.0 per game.

MST3K

A'ja Wilson reached the 3,000 career point mark against the Sun on June 8 ([watch it here](#)). At 26 years, 303 days, she became the fifth youngest player to score 3,000 points in her career (Lauren Jackson, 25 years, 27 days).

Wilson also reached the 3,000-points pinnacle in her 157th game, which is the 7th fewest games needed to reach the mark (Elena Delle Donne, 148).

HEY NOW, YOU'RE AN ALL-STAR

Four Aces were featured in the 2023 All-Star Weekend, with Chelsea Gray, Kelsey Plum, A'ja Wilson and Jackie Young playing for Team Wilson on Saturday night. Gray and Plum teamed up to win the Skills Challenge and Young participated in the 3-Point Competition. In the showcase event, Plum went off for 30 points, Wilson scored 20, Young had 6 and Gray added 5 points and 7 assists, but their squad fell to Team Stewart 143-127.

COMMISSIONER'S CUP FINALS SET

Las Vegas (9-1) clinched the Western Conference slot in the Commissioner's Cup Championship Game and will host New York (7-3) at Michelob ULTRA Arena at 6 pm PT on Tuesday, August 15, in hopes of repeating as CC champions. In their 10 CC games this season, the Aces raised \$18,500 for NAMI Southern Nevada.

Eastern Conference

Team	W	L	GB	DIFF
1. New York	7	3	-	47
2. Connecticut	7	3	-	45
3. Atlanta	6	4	1	-7
4. Washington	5	5	2	17
5. Chicago	3	6	4	-68
6. Indiana	2	7	5	-34

Western Conference

Team	W	L	GB	DIFF
1. *Las Vegas	9	1	-	207
2. Dallas	5	4	3.5	-2
3. Minnesota	5	4	3.5	-25
4. Los Angeles	5	5	4	6
5. Seattle	4	6	5	-52
6. Phoenix	1	9	8	-134

**Will host the championship game.*

WHAT'S THE DIFFERENCE?

Not surprisingly, the high-scoring Aces finished with a 207 scoring differential in this year's Commissioner's Cup games. In the brief history of the competition, the largest differential in the first two years was produced by the 2021 Sun (122) and the 2022 Aces were 102.

CHICKEN DINNER SHORTAGE

San Antonio had a rough go of it over its 15 years in the W. Although the Stars made 7 trips to the postseason, they boasted just 4 winning seasons after relocating from Utah.

Year	W	L	Postseason
2003	12	22	-
2004	9	25	-
2005	7	27	-
2006	13	21	-
2007	20	14	2-3
2008	24	10	4-5
2009	15	19	1-2
2010	14	20	0-2
2011	18	16	1-2
2012	21	13	0-2
2013	12	22	-
2014	16	18	0-2
2015	8	26	-
2016	7	27	-
2017	8	26	-
Totals	204	306	8-18
2018	14	20	-
2019	21	13	2-3
2020	18	4	3-5
2021	24	8	2-3
2022	26	10	8-2
2023	22	2	
Totals	125	57	15-13



ACES THEME NIGHTS

Throughout the season the Las Vegas Aces are celebrating fans of all ages and backgrounds in a variety of ways.

On May 27 members of the 2022 WNBA Championship team received their rings and the championship banner was unfurled from the roof. The next day the first 7,500 fans were given a replica banner to commemorate the Aces first WNBA title.

But that was just the beginning.

June 11 was Kids Day, on June 15 the Aces celebrated Pride Month, June 26 was Bobblehead Night, featuring giveaways of limited-edition 2022 WNBA Finals MVP Chelsea Gray bobbleheads, July 5 honored members of the military, first responders and all local heroes on Heroes of the House Night, and July 11 was Sneakerhead Night.

Aug. 1 vs. Atlanta: Breast Health Awareness Night

The first 5,000 fans in attendance will receive pink thundersticks, distributed buy Aces interns from Opportunity Village, and there will be pink Nike headbands and socks given out throughout the game. Fans will be encouraged to fill out "I Play For" signs, which will be available on the concourse, to honor those who have fought or are presently battling cancer. Special moments throughout the game will pay tribute to survivors and honor lives lost.

The Aces will be joining forces to raise funds benefitting the Kay Yow Cancer Fund via the "[Shooting for a Cure](#)" PledgIt Campaign, while simultaneously raising awareness around Triple Negative Breast Cancer and its disproportionate effects on Black women. Fans are being asked to join the Las Vegas by making a one-time donation or pledge for every made 3-pointer in the game.

Aug. 18 vs. Los Angeles: Alumni Night

It's time to celebrate and honor the history of the Aces as we honor alumni. The franchise will be bringing back former players who played for the Utah Starzz (1997-2002), the San Antonio Stars (2003-2017) and Las Vegas Aces (2018-current). These players have shattered expectations on and off the court. They have stood at the forefront of advancement, inclusion and social change, and following the game fans will have the opportunity to attend an autograph session with franchise alumni.

Sept. 10 vs. Phoenix: Fan Appreciation Day

The Aces will celebrate and show appreciation to their loyal and dedicated fanbase! All fans in attendance will receive an exclusive team poster, and the Aces will thank the fans with in-game giveaways, contests and 40% off at in-arena retail locations.

RECORD SETTING DEBUT

The Aces 105-64 win at Seattle to open the 2023 season set 3 league and/or franchise benchmarks.

The 41-point win set a league mark for opening day margin of victory, which previously was 36 points (Connecticut 101, Las Vegas 65 on 5/20/2018).

It was also the [largest margin of victory for the franchise in the history of the series](#) (previous record was 24 points, 90-66, on 9/14/2012).

The Aces broke the league record for [most defensive rebounds \(44\) in a regulation game](#) (previous record of 43 was accomplished twice).

MONTHLY AWARD WINNERS

Las Vegas Aces Head Coach Becky Hammon and forward/center A'ja Wilson earned WNBA Coach of the Month and Western Conference Player of the Month honors, respectively, [for leading the Aces to a league-best 10-1 record in June 2023](#). It's Hammon's second such honor and sixth for Wilson.

WEEK 8 PLAYER OF THE WEEK

A'ja Wilson earned a career [12th Western Conference Player of the Week](#) award after leading the Aces to a 2-0 mark for the week ending July 23. Wilson posted a pair of double-doubles on the week—23 points and a season-high tying 15 rebounds in the Aces 79-63 win at Seattle on July 20, and a season-high 35 points and 14 rebounds in a 98-81 victory at Minnesota on July 22.

Wilson shot 14 of 17 (.824) from the field against the Lynx, which tied the league record for highest single-game field goal percentage by a player attempting at least 17 shots (Lisa Leslie, Aug. 1, 2002, 14-17 FGs). The 35 points marked her 9th career game with 30+ points and her first in 2023 (career high is 39).

WEEK 5 PLAYER OF THE WEEK

A'ja Wilson earned Western Conference Player of the Week honors for helping power the No. 1 Aces to a 2-0 record for the week ending June 25. It is Wilson's 11th such honor after she earned it 5 times in 2022, twice in 2019 and once each in 2021, 2020 and 2018.

RAISE THE STAKES

The Las Vegas Aces produced a five-part docuseries that chronicles the team's journey to winning the 2022 WNBA Championship. If you've not watched it yet, follow the links below to follow along as we recap the historic season.

- Watch: [The Becky Hammon Era](#)
- Watch: [Enter the Maestro](#)
- Watch: [Always Remember Who You Are](#)
- Watch: [A Storm is Coming](#)
- Watch: [A New Team is Crowned](#)



Las Vegas Aces President Nikki Fargas announced on December 31, 2021 that the team hired San Antonio Spurs assistant, and 6-time WNBA All-Star Becky Hammon as the team's head coach. Hammon rewarded the Aces less than nine months later with the franchise's first WNBA Championship.

The seeds for Hammon's hiring were originally sewn when the Aces retired her jersey on September 13, 2021. That ceremony served as the culmination of the franchise's 25th anniversary alumni initiative, which saw the Aces embrace their Utah and San Antonio roots, and celebrate the players who helped build the franchise and the league from the ground up. Las Vegas owner Mark Davis spent time with Hammon and her family that week, and walked away understandably impressed.

Hammon played 16 seasons in the WNBA, including her final eight in San Antonio, where she led the franchise to its first finals appearance in 2008.

On August 5, 2014, Spurs head coach Gregg Popovich hired Hammon as a full-time assistant making her the first woman in NBA history to hold that position.

Since that time, Hammon has continued to accumulate coaching 'firsts' in the NBA. On July 3, 2015, she became the first woman to serve as head coach in the NBA's Summer League where she led the Spurs to the league title.

Less than a year later, Hammon became the first woman to be part of an All-Star coaching staff, and on December 30, 2020, following Popovich's ejection in San Antonio's game against Los Angeles, Hammon took over on the bench, becoming the first woman acting head coach in the history of the NBA.

A member of the league's 15th, 20th and 25th anniversary teams, Hammon went undrafted in 1999 following her All-American career at Colorado State. She signed with New York as a free agent that same year, helping the team to WNBA Finals appearances in three of her first four years in the Big Apple.

The Rapid City, SD native earned her first All-Star nod in 2003, and represented New York on the Eastern Conference squad in 2005 and 2006 as well.



Following the 2006 season, New York traded Hammon to San Antonio. In her first year in silver and black, she posted what were then career highs in scoring (18.8 ppg), and assists (5.0) while earning another trip to the WNBA All-Star Game. As a team, the Silver Stars made their first appearance in the postseason since 2002, falling to Phoenix in the Western Conference Finals.

In 2008, Hammon led San Antonio to its first trip to the WNBA Finals where they fell to Detroit. The Silver Stars made the playoffs in each of her seven full seasons with the team, and Hammon once again was named to the All-Star team in 2009 and 2011.

She retired as the franchise leader in assists per game (5.1) and scoring average (15.6), and the WNBA leader in career free throw percentage (89.7).

Hammon, who will be inducted into the Naismith Memorial Hall of Fame this year, was inducted into the Colorado Sports Hall of Fame in 2015 and the San Antonio Sports Hall of Fame in 2018.

HEAD COACH BECKY HAMMON



Colorado State (1995-99)		WNBA (1999-2014)	
All-American	1997, 1998, 1999	New York Liberty	1999-2006
NCAA Sweet Sixteen	1999	San Antonio Stars	2007-14
NCAA Second Round	1996, 1998		
WAC Mountain Division Player of the Year	1997-98, 1998-99	All-Star	2003, 2005-07, 2009, 2011
WAC Pacific Division Player of the Year	1996-97	All-WNBA First Team	2007, 2009
WAC Tournament MVP	1996	All-WNBA Second Team	2005, 2008
WAC Freshman of the Year	1995-96	WNBA Assists Leader	2007
WAC All-Time Leading Scorer	2,740 points, 1995-99	WNBA 15th Anniversary Team	2011
WAC Single-Season Scoring Leader	824 points, 1998-99	WNBA 20th Anniversary Team	2016
WAC Single-Season Made 3-Pointers Leader	114, 1998-99	WNBA 25th Anniversary Team	2021
No. 25 Retired by Colorado State	January 22, 2005	WNBA Finals	1999, 2000, 2002, 2008
Coaching Career (2014-present)		No. 25 Retired by San Antonio	June 25, 2016
San Antonio Spurs Assistant (NBA)	2014-22	No. 25 Retired by Las Vegas	September 13, 2021
Las Vegas Aces (WNBA)	2022-present		
WNBA Champion		Halls of Fame	
Coach of the Year	2022	Naismith Memorial Basketball Hall of Fame	2023
Coach of the Month	June 2023, May 2022	San Antonio Sports Hall of Fame	2018
Commissioner's Cup Champion	2022	Colorado Sports Hall of Fame	2015

WNBA HEAD COACH RECORD

TEAM	YEAR	REG W-L	PCT	CON FIN	POST W-L	PCT	NOTES
Las Vegas Aces	2022	26-10	.722	1st	8-2	.800	WNBA Champion, Commissioner's Cup Champion
Las Vegas Aces	2023	22-2	.917				
Totals	2 Years	48-12	.800				

NBA ASSISTANT COACH RECORD

TEAM	YEAR	REG W-L	PCT	CON FIN	POST W-L	PCT	NOTES
San Antonio Spurs	2014-15	55-27	.671	6th	3-4	.429	Western Conference First Round
San Antonio Spurs	2015-16	67-15	.817	2nd	6-4	.600	Western Conference Semifinals
San Antonio Spurs	2016-17	61-21	.744	2nd	8-8	.500	Western Conference Finals
San Antonio Spurs	2017-18	47-35	.573	7th	1-4	.250	Western Conference First Round
San Antonio Spurs	2018-19	48-34	.585	7th	3-4	.429	Western Conference First Round
San Antonio Spurs	2019-20	32-39	.451	11th	-	.-	-
San Antonio Spurs	2020-21	33-39	.458	10th	-	.-	-
San Antonio Spurs	2021-22	34-48	.415	10th	-	.-	-
Totals	8 Years	377-258	.594		21-24	.467	

WNBA STATISTICS

Year	Tm	G	GS	MP	FG	FGA	FG%	3P	3PA	3P%	2P	2PA	2P%	eFG%	FT	FTA	FT%	OR	DR	REB	RPG	A	S	B	TO	PF	PTS	PPG
1999	NYL	30	0	202	27	64	.422	11	38	.289	16	26	.615	.508	15	17	.882	2	17	19	0.6	17	6	0	24	27	80	2.7
2000	NYL	32	16	835	119	252	.472	52	141	.369	67	111	.604	.575	61	69	.884	19	45	64	2.0	58	29	1	62	55	351	11.0
2001	NYL	32	0	619	90	197	.457	42	111	.378	48	86	.558	.563	40	51	.784	10	42	52	1.6	51	27	1	48	46	262	8.2
2002	NYL	32	1	659	87	197	.442	44	114	.386	43	83	.518	.553	38	56	.679	18	50	68	2.1	54	25	0	55	49	256	8.0
2003	NYL	11	2	257	50	87	.575	23	49	.469	27	38	.711	.707	39	41	.951	1	20	21	1.9	18	10	1	27	13	162	14.7
2004	NYL	34	34	1130	153	354	.432	57	170	.335	96	184	.522	.513	97	116	.836	17	101	118	3.5	150	58	2	118	73	460	13.5
2005	NYL	34	34	1165	145	336	.432	65	178	.365	80	158	.506	.528	118	131	.901	20	94	114	3.4	146	60	2	107	77	473	13.9
2006	NYL	22	20	674	107	252	.425	37	108	.343	70	144	.486	.498	72	75	.960	6	60	66	3.0	81	29	3	65	46	323	14.7
2007	SAS	28	27	934	179	402	.445	74	183	.404	105	219	.479	.537	95	102	.931	8	69	77	2.8	140	23	5	114	51	527	18.8
2008	SAS	33	33	1101	171	438	.390	77	220	.350	94	218	.431	.478	163	174	.937	13	78	91	2.8	161	43	7	104	60	582	17.6
2009	SAS	31	31	1049	200	447	.447	76	206	.369	124	241	.515	.532	128	142	.901	25	78	103	3.3	156	49	12	111	54	604	19.5
2010	SAS	32	32	1075	159	360	.442	69	177	.390	90	183	.492	.538	97	101	.960	16	77	93	2.9	172	36	8	108	61	484	15.1
2011	SAS	33	33	1050	176	400	.440	75	193	.389	101	207	.488	.534	99	111	.892	5	91	96	2.9	192	49	7	119	51	526	15.9
2012	SAS	33	33	998	160	363	.441	80	184	.435	80	179	.447	.551	85	97	.876	9	74	83	2.5	176	31	6	106	37	485	14.7
2013	SAS	1	1	12	1	3	.333	0	1	.000	1	2	.500	.333	0	0		0	1	1	1.0	1	0	0	3	0	2	2.0
2014	SAS	32	32	784	91	218	.417	47	118	.398	44	100	.440	.525	35	35	1.000	3	42	45	1.4	135	13	4	53	37	264	8.3
Career		450	329	12544	1915	4370	.438	829	2191	.378	1086	2179	.498	.533	1182	1318	.897	172	939	1111	2.5	1708	488	59	1224	737	5841	13.0



KIERSTAN BELL

#1

Guard

6-1

Florida Gulf Coast '22

2nd Year

WNBA Career Highlights

- 2022 WNBA Champion

2023 (Las Vegas)

- Tied her career-high 12 points on June 15

2022 (Las Vegas)

- Won WNBA Championship ... Scored 10 or more points on 1 occasion, a career-high 12 vs. Los Angeles on May 23 ... In the playoffs, scored 10 or more points on 1 occasion, including a career-playoff high 11 vs. Phoenix on August 20

Collegiate Honors & Notes (Florida Gulf Coast/ Ohio State)

- Named ASUN Player of the Year as a sophomore ... Became the first player in program history to record a 20-20 game (24 pts, 20 rebs) in FGCU debut vs Davidson on November 30, 2020 ... 2021, 2022 All-American honorable mention (2021, 2022) by the AP, USBWA and WBCA ... 2-time Becky Hammon Mid-Major Player of the Year

High School Career

- 3-time Ohio Ms. Basketball ... Ohio Gatorade Player of the Year

Personal

- Finished as the 4th-leading prep scorer in the history of Ohio (2,833 pts) ... Daughter of Perry Bell and Amanda Hubbs ... Has one sibling, Sa'renity

Go to Kierstan Bell's complete bio online

- Online bio includes items such as expanded WNBA statistics, more notes, college and international statistics, and more!

Record Without

Year	Games Missed	Record With	Record Without
2022	15	18-3	8-7
2023	3	20-1	2-1
Totals	18	38-4	10-8

Season Highs

	PTS	REBS	ASTS	STLS	BLKS	MIN	FG	FGA	3G	3GA	FT	FTA
2022	12	5	2	1	1	15:48	4	6	2	4	2	2
2023	12	5	1	1	2	16:02	5	8	2	5	1	2

WNBA Rankings

	PPG	RPG	APG	SPG	BPG	MPG	FG%	3G%	FT%
2022	---	---	---	---	---	---	---	---	---

Milestones

Mark	Opponent	Date	Gm.
1st Pt	Phoenix	May 21, 2022	5

Upcoming Milestones

Mark	Category	Current
100	Points	99
100	Rebounds	47
100	Assists	15

	Reb	Asts	Double Doubles
Year	10+	10+	Pt-Reb
2022	0	0	0
2023	0	0	0
Totals	0	0	0

Scoring		
Year	10+	20+
2022	1	0
2023	1	0
Totals	2	0

Regular Season Highs**2023**

PTS	12	Seattle	June 15
REBS	5	@ Connecticut	June 8
ASTS	1	3x, last vs Dallas	July 5
STLS	1	6x, last @ Seattle	July 20
BLKS	2	Los Angeles	May 27
MIN	16:02	@ Seattle	June 21

CAREER

PTS	12	2x, last vs Seattle	June 15, 2023
REBS	5	New York	July 14, 2022
ASTS	2	@ Indiana	July 31, 2022
STLS	1	4x, last vs. Seattle	June 15, 2023
BLKS	2	Los Angeles	May 27, 2023
MIN	16:02	@ Seattle	June 21, 2023

Career Regular Season Statistics

YEAR	TM	G	GS	MP	FG	FGA	FG%	3P	3PA	3P%	2P	2PA	2P%	eFG%	FT	FTA	FT%	OR	DR	REB	RPG	A	S	B	TO	PF	PTS	PPG
2022	LVA	21	1	121	10	33	.303	3	22	.136	7	11	.636	.348	4	4	1.000	4	15	19	0.9	7	2	3	5	10	27	1.3
2023	LVA	21	0	221	30	84	.357	11	42	.262	19	42	.452	.423	1	4	.250	6	22	28	1.3	8	10	4	8	21	72	3.4
Career		42	1	342	40	117	.342	14	64	.219	26	53	.491	.402	5	8	.625	10	37	47	1.1	15	12	7	13	31	99	2.4

TIMEOUT



Take a break, doodle away!



ALYSHA CLARK

#7

Forward

5-11

Middle Tennessee '10

9th Year

WNBA Career Highlights

- 2018, 2020 WNBA Champion
- 2020 WNBA All-Defensive First Team
- 2019 WNBA All-Defensive Second Team

2023 (Las Vegas)

- ...

2022 (Washington)

- Finished 1st in the WNBA in 2-point field goal percentage (.629) ... Scored in double figures on 9 occasions, including a season-high 20 points at Las Vegas on June 25

2021 (Washington)

- Did Not Play

2020 (Seattle)

- Led the WNBA in Offensive Efficiency Rating (132.6), which, heading into the 2023 season, is the 3rd highest in league history per Basketball Reference ... Led WNBA in 3-point field goal percentage with what was, at the time, the 5th highest percentage in league history ... Finished 3rd in the WNBA in 2-point field goal percentage (.588), 1st in true shooting percentage (.693) and 2nd in effective field goal percentage (.677)

2019 (Seattle)

- Finished 8th in the WNBA in true shooting percentage (.602) and 4th in effective field goal percentage (.589)

2018 (Seattle) ...

2017 (Seattle)

- Finished 3rd in the WNBA in 2-point field goal percentage (.622), and 8th in effective field goal percentage (.579)

2016 (Seattle)

- Finished 10th in 2-point field goal percentage, 10th in true shooting percentage (.609) and 9th in effective field goal percentage (.567)

2015 (Seattle)

- Led the WNBA in 2-point field goal percentage (.689), true shooting percentage (.646) and effective

field goal percentage (.620)

2014 (Seattle) ...

2013 (Seattle) ...

2012 (Seattle) ...

Collegiate Honors & Notes (Middle Tennessee St./Belmont)

- Two-time Sun Belt Player of the Year (2008-09, 2009-10) ... Two-time Sun Belt Tournament Most Outstanding Player (2008-09, 2009-10) ... Two-time leading scorer in the nation (2008-09, 2009-10) ... As a senior, named to the USBWA All-America and Lowe's Senior First Teams, AP and Full Court Press Second Teams, to the NetScouts Basketball and Basketball Times Third Teams, and to the State Farm/WBCA Honorable Mention Team

Personal

- Has seven siblings—William, LaTonya, Kenneth Jr., Tisha, Corey, Ajia and Arlisha ... Born in Denver, went to high school in Mount Juliet, Tennessee.

Go to Alysha Clark's complete bio online

- Online bio includes items such as expanded WNBA statistics, more notes, college and international statistics, and more!

Record Without

Year	Games Missed	Record With	Record Without
2012	11	12-11	4-7
2013	1	16-17	1-0
2014	0	12-22	0-0
2015	1	10-23	0-1
2016	1	16-17	0-1
2017	1	14-19	1-0
2018	4	23-7	3-1
2019	3	17-14	1-2
2020	0	18-4	0-0
2021	32	0-0	12-20
2022	7	18-11	4-3
2023	0	22-2	0-0
Totals	61	177-148	26-35

Season Highs

	PTS	REBS	ASTS	STLS	BLKS	MIN	FG	FGA	3G	3GA	FT	FTA
2012	9	8	1	1	1	26:00	4	7	2	3	3	4
2013	11	6	2	2	1	25:00	4	9	3	5	3	5
2014	8	6	2	2	4	27:00	4	8	2	4	4	4
2015	14	9	3	3	1	32:47	5	9	3	5	4	5
2016	23	8	7	3	1	35:22	7	13	3	7	7	8
2017	22	10	5	2	1	36:19	9	13	3	5	4	4
2018	17	8	4	5	1	38:17	6	9	3	6	8	8
2019	21	10	6	3	4	35:59	7	14	4	7	5	6
2020	16	8	6	4	2	36:31	7	12	4	6	4	5
2022	20	9	5	4	1	40:50	8	11	4	7	4	4
2023	11	8	4	2	1	34:08	4	8	3	7	3	4

PLAYER PROFILES



WNBA Rankings

	PPG	RPG	APG	SPG	BPG	MPG	FG%	3G%	FT%
2012	---	---	---	---	---	---	---	---	---
2013	---	---	---	---	---	---	---	---	---
2014	---	---	---	---	---	---	---	---	---
2015	---	---	---	---	---	---	5th	---	---
2016	---	---	---	---	---	---	16th	9th	---
2017	---	---	---	---	---	---	7th	---	---
2018	---	---	---	---	---	---	---	---	---
2019	---	---	---	---	---	---	18th	1st	---
2020	---	---	---	13th	---	23rd	4th	1st	---
2022	---	---	---	---	---	---	---	---	---

Milestones

Mark	Opponent	Date	Gm. #
1st Pt	Tulsa	June 1, 2012	1
1,000th Pt	@ Dallas	July 1, 2017	171
2,000th Pt	@ Seattle	June 23, 2022	286
1,000th Reb	@ Connecticut	July 3, 2022	289

Upcoming Milestones

Mark	Category	Current
2,500	Points	2,288
1,500	Rebounds	1,130
500	Assists	475
300	Steals	245

	Reb	Asts	Double Doubles		Scoring		
Year	10+	10+	Pt/Reb	Pt/Ast	Year	10+	20+
2012	0	0	0	0	2012	0	0
2013	0	0	0	0	2013	2	0
2014	0	0	0	0	2014	0	0
2015	0	0	0	0	2015	9	0
2016	0	0	0	0	2016	14	2
2017	1	0	0	0	2017	12	2
2018	0	0	0	0	2018	9	0
2019	1	0	0	0	2019	16	1
2020	0	0	0	0	2020	13	0
2022	0	0	0	0	2022	9	1
2023	0	0	0	0	2023	6	0
Totals	2	0	0	0	Totals	90	4

Regular Season Highs

2023

PTS	11	4x, last @ Minnesota	July 22
REBS	8	@ Los Angeles	July 12
ASTS	4	@ Phoenix	June 21
STLS	2	4x, last @ Seattle	July 20
BLKS	1	3x, last vs. Los Angeles	May 27
MINS	35:08	Dallas	July 5

CAREER

PTS	23	New York	June 5, 2016
REBS	10	2x, last vs Los Angeles	June 21, 2019
ASTS	7	@ Atlanta	Sept. 4, 2016
STLS	5	@ Los Angeles	June 7, 2018
BLKS	4	2x, last @ Chicago	June 9, 2019
MINS	41	@ Las Vegas	June 25, 2022

Career Regular Season Statistics

Year	Tm	G	GS	MP	FG	FGA	FG%	3P	3PA	3P%	2P	2PA	2P%	eFG%	FT	FTA	FT%	OR	DR	REB	RPG	A	S	B	TO	PF	PTS	PPG
2012	SEA	23	0	238	29	53	.547	9	20	.450	20	33	.606	.632	12	17	.706	13	34	47	2.0	7	5	1	19	27	79	3.4
2013	SEA	33	0	505	48	106	.453	16	41	.390	32	65	.492	.528	19	25	.760	32	50	82	2.5	12	14	5	35	50	131	4.0
2014	SEA	34	22	561	56	125	.448	14	57	.246	42	68	.618	.504	16	23	.696	26	47	73	2.1	20	16	10	24	64	142	4.2
2015	SEA	33	31	763	86	158	.544	24	68	.353	62	90	.689	.620	31	40	.775	13	108	121	3.7	39	23	6	36	79	227	6.9
2016	SEA	33	32	911	105	217	.484	36	93	.387	69	124	.556	.567	50	59	.847	40	81	121	3.7	64	24	2	44	87	296	9.0
2017	SEA	33	33	934	106	202	.525	22	67	.328	84	135	.622	.579	38	51	.745	33	105	138	4.2	54	24	4	33	80	272	8.2
2018	SEA	31	30	813	83	173	.480	29	74	.392	54	99	.545	.564	33	39	.846	31	77	108	3.5	58	31	4	36	70	228	7.4
2019	SEA	31	30	881	114	237	.481	51	106	.481	63	131	.481	.589	18	22	.818	37	108	145	4.7	79	33	17	48	60	297	9.6
2020	SEA	22	22	633	82	147	.558	35	67	.522	47	80	.588	.677	20	25	.800	19	74	93	4.2	59	33	11	19	38	219	10.0
2022	WAS	29	29	766	91	196	.464	30	99	.303	61	97	.629	.541	21	23	.913	23	108	131	4.5	59	27	8	38	55	233	8.0
2023	LVA	24	1	520	59	124	.476	30	76	.395	29	48	.604	.597	16	19	.842	14	57	71	3.0	24	15	3	17	56	164	6.8
Career		326	230	7525	859	1738	.494	296	768	.385	563	970	.580	.579	274	343	.799	281	849	1130	3.5	475	245	71	349	666	2288	7.0



SYDNEY COLSON

#51

Guard

5-11

Texas A&M '11

9th Year

2023 (Las Vegas)

- ...

2022 (Las Vegas)

- Her 5 assists at PHO on May 6 were her most since she dished out 6 vs ATL on August 16, 2020

2020 (Chicago) ...**2019 (Las Vegas)**

- Forced the pass in the 2nd round of the WNBA Playoffs which led to the 'Hamby Heave' and a trip to the WNBA Semifinals for the Aces

2018 (Minnesota) ...**2017 (San Antonio) ...****2016 (San Antonio) ...****2015 (San Antonio) ...****2011 (New York) ...**

- Collegiate Honors & Notes (Texas A&M) Finished her career ranked 5th all-time at A&M in assists and 4th in steals ... Posted 3 straight 100-assist seasons ... Led Aggies to a National Championship, and was named All-Big 12 Honorable Mention as a senior

Personal

- Majored in sociology at Texas A&M ... Would like to pursue a television career as a sports commentator after WNBA career ... Takes acting classes, and has spent time as a stand up comic ([watch her recent set from Brad Garrett's Comedy Club at MGM Grand](#))

Go to Sydney Colson's complete bio online

- Online bio includes items such as expanded WNBA statistics, more notes, college and international statistics, and more!

Record Without

Year	Games Missed	Record With	Record Without
2011	18	10- 6	9-9
2015	0	8-26	0-0
2016	0	7-27	0-0
2017	6	7-21	1-5
2018	32	0- 2	18-14
2019	1	20-13	1-0
2020	5	8- 9	4-1
2022	18	15- 2	11-7
2023	9	14- 1	8-1
Totals	88	89-108	52-37

Season Highs

	PTS	REBS	ASTS	STLS	BLKS	MIN	FG	FGA	3G	3GA	FT	FTA
2011	6	1	2	2	1	16:00	2	3	2	3	5	6
2015	9	4	8	4	2	30:06	4	9	1	3	4	6
2016	12	4	6	4	1	24:47	5	9	2	4	6	6
2017	11	3	7	2	1	26:49	5	11	1	2	4	6
2018	4	2	2	0	1	11:00	2	4	0	2	1	2
2019	17	3	5	4	2	22:13	4	7	2	3	8	11
2020	6	2	6	3	0	15:52	3	7	1	3	2	2
2022	5	2	5	1	0	15:36	2	7	1	3	2	2
2023	5	2	3	1	1	10:00	2	2	1	1	2	2



WNBA Rankings

	PPG	RPG	APG	SPG	BPG	MPG	FG%	3G%	FT%
2011	---	---	---	---	---	---	---	---	---
2015	---	---	15th	---	---	---	---	---	---
2016	---	---	---	23rd	---	---	---	---	---
2017	---	---	---	---	---	---	---	---	---
2018	---	---	---	---	---	---	---	---	---
2019	---	---	---	---	---	---	---	---	---
2020	---	---	---	---	---	---	---	---	---
2022	---	---	---	---	---	---	---	---	---

Milestones

Mark	Opponent	Date	Gm. #
1st Pt	Atlanta	June 14, 2011	1

Upcoming Milestones

Mark	Category	Current
1,000	Points	583
200	Rebounds	160
400	Assists	357

Reb			Asts			Double Doubles			Scoring		
Year	10+		10+			Pt-Reb			Year	10+	20+
2011	0		0			0			2011	0	0
2015	0		0			0			2015	0	0
2016	0		0			0			2016	2	0
2017	0		0			0			2017	1	0
2018	0		0			0			2018	0	0
2019	0		0			0			2019	2	0
2020	0		0			0			2020	0	0
2022	0		0			0			2022	0	0
2023	0		0			0			2023	0	0
Totals	0		0			0			Totals	5	0

Regular Season Highs

2023				CAREER				
PTS	5	@	Minnesota	July 9	PTS	17	@ Washington	July 13, 2019
REBS	2	2x,	last vs. LA	May 27	REBS	4	5 x	
ASTS	3	2x,	last vs. New York	June 29	ASTS	8	@ Phoenix	June 30, 2015
STLS	1	2x,	last at Minnesota	July 9	STLS	4	3x	
BLKS	1		Los Angeles	May 27	BLKS	2	3x	
MINS	10:00		Los Angeles	May 27	MINS	30	@ Tulsa	Sept. 8, 2015

Career Regular Season Statistics

Year	Tm	G	GS	MP	FG	FGA	FG%	3P	3PA	3P%	2P	2PA	2P%	eFG%	FT	FTA	FT%	OR	DR	REB	RPG	A	S	B	TO	PF	PTS	PPG
2011	NYL	16	0	86	7	20	.350	3	7	.429	4	13	.308	.425	5	6	.833	0	6	6	0.4	10	4	2	17	9	22	1.4
2015	SAS	34	5	541	44	107	.411	7	22	.318	37	85	.435	.444	24	35	.686	10	29	39	1.1	95	28	10	42	61	119	3.5
2016	SAS	34	0	573	59	137	.431	5	26	.192	54	111	.486	.449	49	59	.831	14	41	55	1.6	87	38	1	51	62	172	5.1
2017	SAS	28	4	326	29	88	.330	2	10	.200	27	78	.346	.341	22	32	.688	3	12	15	0.5	55	14	2	27	36	82	2.9
2018	MIN	2	0	17	3	7	.429	0	2	.000	3	5	.600	.429	1	2	.500	1	1	2	1.0	4	0	1	4	2	7	3.5
2019	LVA	33	0	379	37	84	.440	9	20	.450	28	64	.438	.494	27	33	.818	2	21	23	0.7	59	31	4	28	40	110	3.3
2020	CHI	17	0	110	9	21	.429	3	9	.333	6	12	.500	.500	7	8	.875	1	6	7	0.4	14	6	0	14	13	28	1.6
2022	LVA	18	0	123	10	32	.313	3	11	.273	7	21	.333	.359	5	5	1.000	3	5	8	0.4	18	2	0	7	14	28	1.6
2023	LVA	15	0	64	4	6	.667	2	4	.500	2	2	1.000	.833	3	4	.750	0	5	5	0.3	15	2	1	3	13	13	0.9
Career		197	9	2219	203	503	.404	34	111	.306	169	392	.431	.437	143	184	.777	34	126	160	0.8	357	125	21	193	250	583	3.0



CAYLA GEORGE

#13

Center/Forward 6-5 Australia

4th Year

2023 (Las Vegas)

- ...

2018 (Dallas)

- Scored a season-high 12 points at Los Angeles on July 12

2017 (Phoenix)

- Set a WNBA record, and career-high for most defensive rebounds by a bench player with 14 on July 28 at Chicago which was also the most defensive rebounds ever by a Mercury player in a regulation game ... Ranked 9th in the WNBA in defensive rebound percentage ... Scored a career-high tying 14 points at Chicago on July 28

2015 (Phoenix)

- Finished 6th among rookies in field goal percentage, and 8th in rebounding ... Scored a career-high 14 points at Tulsa on September 13

International (Australia)

- 2018 FIBA World Cup silver medalist (AUS 5x5)
- 2014 & 2022 FIBA World Cup bronze medalist (AUS 5x5)
- 2016 & 2020 Olympian quarterfinalist (AUS 5x5)
- Also competed for Australia in the 2011 (gold) and 2013 (gold) FIBA Oceania Championships, the 2007 FIBA U19 World Cup (fifth place) and the 2007 FIBA U21 World Cup (silver)

Personal

- Born in Mount Barker, Australia and resides in Cairns, Queensland, Australia ... Has an older sister and half sister ... Married her husband Kailu George on May 8, 2015 in Australia ... Has one daughter, Pearl, whom she and her husband adopted through “Kupai Omasker”

Go to Cayla George’s complete bio online

- Online bio includes items such as expanded WNBA statistics, more notes, college, international and Basketball Australia statistics, and more!

Record Without			
Year	Games Missed	Record With	Record Without
2015	0	20-14	0-0
2017	2	16-16	2-0
2018	11	9-14	6-5
2023	8	15- 1	7-1
Totals	21	60-45	15-6



Season Highs

	PTS	REBS	ASTS	STLS	BLKS	MIN	FG	FGA	3G	3GA	FT	FTA
2015	14	12	3	2	3	35:55	6	10	3	7	4	4
2017	14	14	3	3	2	27:01	5	11	2	4	2	3
2018	12	6	3	1	2	19:49	6	8	2	5	6	6
2022	5	2	0	0	0	4:34	2	2	1	1	0	0
2023	6	5	2	1	2	15:44	3	7	2	4	0	0

WNBA Rankings

	PPG	RPG	APG	SPG	BPG	MPG	FG%	3G%	FT%
2015	---	---	---	---	25th	---	---	---	---
2017	---	---	---	---	---	---	---	---	---
2018	---	---	---	---	---	---	---	---	---

Milestones

Mark	Opponent	Date	Gm. #	Mark	Category	Current
1st Pt	San Antonio	June 5, 2015	1	500	Points	394
				300	Rebounds	287
				50	Blocks	43

Upcoming Milestones

Rebounding			Double Doubles		Scoring		
Year	10+		Pt-Reb		Year	10+	20+
2015	2		1		2015	5	0
2017	1		1		2017	2	0
2018	0		0		2018	2	0
2023	0		0		2023	0	0
Totals	3		2		Totals	9	0

Regular Season Highs

2023				CAREER			
PTS	6	2x, last @ Phoenix	June 21	PTS	14	2x, last @ Chicabo	July 27, 2017
REBS	5	Phoenix	July 11	REBS	14	@ Chicago	July 27, 2017
ASTS	2	@ Minneapolis	July 22	ASTS	3	4x, Last vs Las Vegas	Aug. 17, 2018
STLS	1	2x, last @ Minnesota	July 22	STLS	3	@ Chcago	July 27, 2017
BLKS	1	3x, last @ Minnesota	July 9	BLKS	3	@ New York	June 11, 2015
MINS	15:44	Phoenix	July 11	MINS	36	@ Tulsa	Sept. 13, 2015

Career Regular Season Statistics

Year	Tm	G	GS	MP	FG	FGA	FG%	3P	3PA	3P%	2P	2PA	2P%	eFG%	FT	FTA	FT%	OR	DR	REB	RPG	A	S	B	TO	PF	PTS	PPG
2015	PHO	34	2	433	67	157	.427	17	60	.283	50	97	.515	.481	19	22	.864	26	81	107	3.1	25	13	22	27	70	170	5.0
2017	PHO	32	0	381	41	109	.376	13	46	.283	28	63	.444	.436	9	14	.643	11	74	85	2.7	15	9	12	15	62	104	3.3
2018	DAL	23	1	245	34	78	.436	12	39	.308	22	39	.564	.513	3	6	.500	15	49	64	2.8	16	2	5	14	31	83	3.6
2023	LVA	16	0	122	16	53	.302	5	28	.179	11	25	.440	.349	0	0	-----	9	22	31	1.9	7	3	4	17	18	37	2.3
Career		105	3	1181	158	397	.398	47	173	.272	111	224	.496	.457	31	42	.738	61	226	287	2.7	63	27	43	73	181	394	3.8



CHELSEA GRAY

#12

Guard

5-11

Duke '13

9th Year

WNBA Career

- 2022, 2016 WNBA Champion
- 2022 WNBA Finals MVP
- 2023, 2021, 2019, 2018, 2017 WNBA All-Star
- 2019 All-WNBA First Team
- 2017 All-WNBA Second Team
- 2022 WNBA Commissioner's Cup MVP

International Career

- 2020 Olympic Gold Medalist (USA, 5x5)
- 2022 World Cup Gold Medalist (USA, 5x5)

Collegiate Career

- 2-time All-American
- 2013 ACC Co-Player of the Year

High School Career

- 2010 California Miss Basketball
- 2010 Gatorade Player of the Year selection

2023 (Las Vegas)

- Named as an All-Star starter...notched a double double with 19 points and 10 assists vs. the Lynx on May 28 ...

2022 (Las Vegas)

- Led or tied for the team lead in assists on 16 occasions and in scoring 3 times ... Missed the June 27 game at LA (personal)

2021 (Las Vegas)

- Led or tied for team lead in assists 19 times, and in scoring 2 times ... Set or tied 3 franchise assist records—14 in a game vs. Lynx, Sept. 8; 10 in a half and 7 in a quarter vs. Fever, May 28

2020 (Los Angeles) ...

2019 (Los Angeles)

- Recorded the 8th triple-double in WNBA regular season history, July 7 (13-pt, 10-reb, 13-asst vs. Washington) ... Set franchise mark with 20 points in a quarter, August 29 vs. Indiana—2nd most points scored in a quarter in W history

2018 (Los Angeles)

- Opened year with a game-winning buzzer-beater in 77-76 win vs. Lynx, May 2

2017 (Los Angeles)

- 3-point field goal percentage was highest in team history and 7th highest in WNBA history for players with 50+ attempts

2016 (Los Angeles) ...

2015 (Connecticut) ...

2014 (Connecticut)

- Sat out season rehabbing right knee injury suffered senior year

Collegiate Honors & Notes (Duke)

- Fractured her right knee cap her senior year against Boston College on January 12, ending her collegiate career ... Was leading the ACC in assists and steals per game prior to her injury ... Advanced to NCAA Elite 8 in each of her first 3 years ... Set program record for assists in a season (201) as a sophomore.

Personal

- Married to Tipesa Mercedes Moorer... Is the daughter of James and Vickie Gray ... Has one brother, Javon ... Majored in sociology along with a minor in theater studies and a markets and management certificate

Go to Chelsea Gray's complete bio online

- Online bio includes items such as expanded WNBA statistics, more notes, college, international and USA Basketball statistics, and more!

Record Without

Year	Games Missed	Record With	Record Without
2014	34	0- 0	13-21
2015	0	15-19	0- 0
2016	1	25- 8	1- 0
2017	0	26- 8	0- 0
2018	0	19-15	0- 0
2019	0	22-12	0- 0
2020	0	15- 7	0- 0
2021	0	24- 8	0- 0
2022	1	25-10	1- 0
2023	0	22- 2	0- 0
Totals	36	193-89	15-21

Season Highs

	PTS	REBS	ASTS	STLS	BLKS	MIN	FG	FGA	3G	3GA	FT	FTA
2015	16	9	7	3	2	25:48	6	11	4	5	5	6
2016	23	6	8	3	1	36:30	8	10	2	3	6	7
2017	25	8	10	4	1	47:51	9	18	5	8	8	10
2018	26	7	11	6	3	38:36	11	20	4	7	8	11
2019	30	10	13	5	2	41:03	11	21	7	9	7	7
2020	27	8	11	3	1	39:06	10	19	4	7	5	5
2021	21	6	14	5	2	37:14	8	19	3	6	5	5
2022	33	7	12	5	2	39:56	11	17	5	8	11	11
2023	25	8	12	4	2	37:09	8	18	3	6	9	10

PLAYER PROFILES



WNBA Rankings

	PPG	RPG	APG	SPG	BPG	MPG	FG%	3G%	FT%
2015	---	---	18th	---	---	---	---	---	---
2016	---	---	---	---	---	---	---	---	---
2017	19th	---	6th	---	---	3rd	10th	1st	22nd
2018	19th	---	6th	6th	---	5th	16th	14th	18th
2019	13th	---	2nd	---	---	4th	---	13th	5th
2020	21st	---	5th	11th	---	14th	---	---	2nd
2021	---	---	4th	20th	---	---	16th	16th	---
2022	21st	---	4th	4th	---	22nd	17th	---	4th

Milestones

Mark	Opponent	Date	Gm. #
1st Pt	Washington	June 5, 2015	1
1,000th Pt	Phoenix	May 27, 2018	105
2,000th Pt	Las Vegas	Aug. 7, 2020	175
3,000th Pt	@ Seattle	Aug. 7, 2022	255
1,000th Ast	@ Phoenix	May 6, 2022	234
300th St	Seattle	June 15, 2023	268

Upcoming Milestones

Mark	Category	Current
4,000	Points	3,423
1,000	Rebounds	864
1,500	Assists	1,373
400	Steals	320

	Reb	Asts	Dub-Dub	Trip-Dub		Scoring		
Year	10+	10+	Pt-Ast		Year	10+	20+	30+
2015	0	0	0	0	2015	9	0	0
2016	0	0	0	0	2016	7	2	0
2017	0	1	1	0	2017	28	6	0
2018	0	1	1	0	2018	28	9	0
2019	1	2	1	1	2019	28	7	1
2020	0	1	0	0	2020	18	4	0
2021	0	3	1	0	2021	19	1	0
2022	0	1	1	0	2022	25	5	0
2023	0	5	5	0	2023	19	3	0
Totals	1	14	10	1	Totals	181	37	1

Regular Season Highs

2023					CAREER			
PTS	25	Indiana	June 24		PTS	33	Seattle	Aug. 14, 2022
REBS	8	@ Indiana	June 4		REBS	10	Washington	July 7, 2019
ASTS	12	Indiana	June 24		ASTS	14	Minnesota	Sept. 8, 2021
STLS	4	@ Seattle	July 20		STLS	6	@ Minnesota	May 20, 2018
BLKS	2	3x, last @ Chicago	July 25		BLKS	3	@ Chicago	June 17, 2018
MINS	37:09	@ Los Angeles	May 25		MINS	48	@ Chicago	Aug. 18, 2017

Career Regular Season Statistics

Year	Tm	G	GS	MP	FG	FGA	FG%	3P	3PA	3P%	2P	2PA	2P%	eFG%	FT	FTA	FT%	OR	DR	REB	RPG	A	S	B	TO	PF	PTS	PPG
2015	CON	34	0	543	86	203	.424	23	66	.348	63	137	.460	.480	40	49	.816	18	60	78	2.3	92	22	5	59	43	235	6.9
2016	LAS	33	1	540	71	157	.452	14	46	.304	57	111	.514	.497	39	50	.780	8	50	58	1.8	71	16	4	40	38	195	5.9
2017	LAS	34	34	1125	184	363	.507	53	110	.482	131	253	.518	.580	81	98	.827	21	92	113	3.3	151	36	8	65	74	502	14.8
2018 *	LAS	34	34	1111	193	399	.484	38	97	.392	155	302	.513	.531	81	97	.835	17	99	116	3.4	175	48	6	79	65	505	14.9
2019 *	LAS	34	34	1108	188	452	.416	50	131	.382	138	321	.430	.471	66	72	.917	14	114	128	3.8	202	33	3	108	49	492	14.5
2020	LAS	22	22	679	122	276	.442	18	59	.305	104	217	.479	.475	46	49	.939	15	66	81	3.7	116	34	2	60	38	308	14.0
2021 *	LVA	32	32	926	148	326	.454	27	71	.380	121	255	.475	.495	32	36	.889	15	77	92	2.9	189	37	9	88	43	355	11.1
2022	LVA	35	35	1039	183	373	.491	34	100	.340	149	273	.546	.536	81	89	.910	10	102	112	3.2	212	57	10	80	54	481	13.7
2023	LVA	24	24	767	130	261	.498	37	85	.435	93	176	.528	.569	53	58	.914	6	80	86	3.6	165	37	14	61	44	350	14.6
Career		282	216	7838	1305	2810	.464	294	765	.384	1011	2045	.494	.517	519	598	.868	124	740	864	3.1	1373	320	61	641	448	3423	12.1



ASHLEY JOENS

Guard6-0Iowa State '23

#241st Year

WNBA Career Highlights

- Selected No. 19 in the 2023 WNBA Draft

2023 (Dallas)

- Played in 8 of Dallas' first 13 games before being waived on June 28. Scored 2 points in her WNBA debut on May 20.

Collegiate Honors & Notes (Iowa State)

- 5-year starter for Iowa State ... averaged 19.4 ppg and 8.8 rpg while shooting 42.5% from the field, 35.9% from beyond the arc and 83.1% from the line during her collegiate career.
- 2022 and 2023 All-American
- Earned 2023 Big 12 Conference Player of the Year honors and was a 4-time unanimous All-Big 12 first team selection.
- Became the 14th player in NCAA Division I women's basketball history to score more than 3,000 points and capped her career ranked No. 9 on the all-time women's D1 scorer's list with 3,060 points.
- During her time at Iowa State, the Cyclones posted a 111-48 record (.698), captured the 2023 Big 12 Tournament Championship, played in four NCAA Tournaments (2020 was cancelled due to COVID) and advanced as far as the 2022 NCAA Sweet 16.

High School Career

- Iowa Gatorade Player of the Year ... averaged 30.7 ppg and 11.4 rpg as a senior to lead Iowa City High School to a 25-1 record ... scored 2,178 points and was a four-time all-state selection.

Personal

- Daughter of Brian and Lisa Joens... has four sisters, Courtney, Aubrey, Kelsey and Bailey

International

- Was a member of a pair of USA Basketball junior national teams that won gold medals at the 2018 FIBA Americas U18 Championship and 2019 FIBA U19 World Cup.

Record Without			
Year	Games Missed	Record With	Record Without
2023 DAL	5	4-4	2-3
2023 LVA	2	2-0	1-0
Totals	7	6-4	3-3

Season Highs													
	PTS	REBS	ASTS	STLS	BLKS	MIN	FG	FGA	3G	3GA	FT	FTA	
2023	2	2	0	1	0	3:12	1	1	0	1	0	0	

Milestones					Upcoming Milestones			
Mark	Opponent	Date	Gm.		Mark	Category	Current	
# 1st Pt	Atlanta	May 20, 2023	1		100	Points	2	
					100	Rebounds	2	
					100	Assists	0	

Reb				Asts				Double Doubles				Scoring			
Year	10+	10+	Pt-Reb	Year	10+	10+	Pt-Reb	Year	10+	10+	Pt-Reb	Year	10+	10+	Pt-Reb
2023	0	0	0	2023	0	0	0	2023	0	0	0	2023	0	0	0
Totals	0	0	0	Totals	0	0	0	Totals	0	0	0	Totals	0	0	0

2023					CAREER				
PTS	2	Atlanta	May 20, 2023		PTS	2	Atlanta	May 20, 2023	
REBS	2	Atlanta	June 20, 2023		REBS	2	Atlanta	June 20, 2023	
ASTS	0				ASTS	0			
STLS	1	@ Chicago	May 28, 2023		STLS	1	@ Chicago	May 28, 2023	
BLKS	0				BLKS	0			
MINS	3	Atlanta	May 20, 2023		MINS	3	Atlanta	May 20, 2023	

Career Regular Season Statistics																												
YEAR	TM	G	GS	MP	FG	FGA	FG%	3P	3PA	3P%	2P	2PA	2P%	eFG%	FT	FTA	FT%	OR	DR	REB	RPG	A	S	B	TO	PF	PTS	PPG
2023	DAL	8	0	14	1	4	.250	0	2	.000	1	2	.500	.250	0	2	.000	0	2	2	0.3	0	1	0	0	0	2	0.3
2023	LVA	1	0	3	0	1	.000	0	1	.000	0	0		.000	0	0		0	0	0	0.2	0	0	0	0	0	0	0.0
Career		9	0	17	1	5	.200	0	3	.000	1	2	.500	.200	0	2	.000	0	2	2	0.2	0	1	0	0	0	2	0.2





CANDACE PARKER

#3

Forward

6-4

Tennessee '08

16th Year

WNBA Career Highlights

- 2021 & 2016 WNBA Champion
- 2016 WNBA Finals MVP
- 2018 & 2013 WNBA MVP
- 2017 ESPY Award for Best WNBA Player
- 2020 WNBA Defensive Player of the Year
- 2022, 2020, 2017, 2014, 2013, 2012 & 2008 All-WNBA First Team
- 2018, 2015, & 2009 All-WNBA Second Team
- 2022, 2021, 2018, 2017, 2014, 2013, & 2011 WNBA All-Star
- 2013 WNBA All-Star Game MVP
- 2012 & 2009 WNBA All-Defensive Second Team
- 2013 WNBA Rookie of the Year
- 2013 WNBA All-Rookie Team
- 7-time WNBA Western Conf. Player of the Month
- 26-time WNBA Western Conf. Player of the Week
- Named to the WNBA Top 20 At 20 Team
- Named to the WNBA W25 Team

International Career

- 2012, 2008 Olympic gold medalist (USA 5x5)
- 2006 FIBA World Cup bronze medalist (USA 5x5)

Collegiate Career

- 2008, 2007 National Champion
- 2008, 2007 National Player of the Year
- 2008, 2007 Final Four MVP

2023 (Las Vegas)

- Nabbed the 500th steal of her career against Los Angeles on May 27.

2022 (Chicago)

- Recorded 2 triple-doubles—May 22 at Washington (16 points 13 rebounds, 10 assists) and June 23 at Los Angeles (10 points, 14 rebounds, 10 assists)

2021 (Chicago)

- Missed 9 games due to injury ... Team went 15-8 with her in the lineup and 1-8 without her

2020 (Los Angeles) ...

2019 (Los Angeles)

- Missed 12 games due to injury

2018 (Los Angeles)

- Scored a season-high 34 points at Las Vegas on July 15

2017 (Los Angeles)

- Recorded her first career triple-double against San Antonio on July 28 (11 points, 17 rebounds, 11 assists)

2016 (Los Angeles) ...

Record Without

Year	Games Missed	Record With	Record Without
2008	1	20-13	0- 1
2009	9	15-10	3- 6
2010	24	3- 7	10-14
2011	17	8- 9	7-10
2012	1	23-10	1- 0
2013	3	22- 9	2- 1
2014	4	15-15	1- 3
2015	18	11- 5	3-15
2016	0	26- 8	0- 0
2017	1	25- 8	1- 0
2018	3	17-14	2- 1
2019	12	14- 8	8- 4
2020	0	15- 7	0- 0
2021	9	15- 8	1- 8
2022	4	23- 9	3- 1
2023	6	17- 2	5- 0
Totals	112	269-142	47-64

Season Highs

	PTS	REBS	ASTS	STLS	BLKS	MIN	FG	FGA	3G	3GA	FT	FTA
2008	40	16	8	5	6	46:00	15	23	2	2	11	16
2009	24	14	8	3	6	48:00	10	21	1	3	7	10
2010	33	12	5	2	6	40:00	12	21	1	2	8	11
2011	32	14	5	3	5	41:00	13	25	3	6	8	13
2012	33	16	8	4	9	38:00	14	22	3	5	12	17
2013	30	20	9	4	4	46:00	14	22	3	4	14	17
2014	34	12	9	6	4	48:00	12	28	3	7	13	14
2015	33	13	10	8	3	38:18	12	23	5	8	9	12
2016	34	13	9	3	3	38:02	12	25	4	7	12	14
2017	29	17	11	4	5	40:07	11	22	3	7	7	9
2018	34	14	11	4	3	40:11	12	22	5	8	9	12
2019	21	11	6	4	4	32:18	9	16	3	5	6	9
2020	25	17	9	3	3	38:17	10	18	5	6	8	10
2021	30	14	8	2	4	37:42	12	20	4	7	8	9
2022	31	14	10	3	4	33:42	12	20	4	8	7	8
2023	15	12	8	5	3	26:29	7	12	3	6	4	4

2015 (Los Angeles)

- Her 8 steals vs. Indiana on August 18 set a franchise record

2014 (Los Angeles) ...

2013 (Los Angeles)

- Posted her 1st career 20-point, 20-rebound game at San Antonio on June 1 (27 points, 20 rebounds)

2012 (Los Angeles) ...

2011 (Los Angeles) ...

2010 (Los Angeles) ...

2009 (Los Angeles)

- Missed the first nine games of the 2009 season following the birth of her first child, Lailaa.

2008 (Los Angeles)

- Second player to dunk during a regular season game (Indiana on June 22) ... Dunked two nights

later against Seattle on June 24

Personal

- Parker and her daughter Lailaa are part of the Angel FC NWSL team ownership group. The team was founded in 2020 and began play in 2022 ... Married to former Russia National Basketball Team member Anna Petrakova, who gave birth to their son in 2022.

Go to Candace Parker's complete bio online

- Online bio includes items such as expanded WNBA statistics, more notes, college, international and USA Basketball statistics, and more!

WNBA Rankings

	PPG	RPG	APG	SPG	BPG	MPG	FG%	3G%	FT%
2008	4th	1st	17th	---	2nd	7th	5th	---	---
2009	19th	1st	---	---	1st	10th	13th	---	---
2010	---	---	---	---	---	---	---	---	---
2011	---	---	---	---	---	---	10th	---	---
2012	7th	3rd	15th	12th	1st	14th	16th	---	---
2013	6th	7th	12th	13th	4th	---	13th	---	---
2014	3rd	13th	5th	6th	5th	4th	17th	---	14th
2015	---	---	---	---	---	---	11th	---	---
2016	10th	9th	3rd	9th	13th	14th	---	10th	---
2017	11th	7th	9th	8th	5th	16th	19th	20th	---
2018	11th	4th	8th	19th	13th	15th	18th	---	---
2019	---	---	---	---	---	---	---	---	---
2020	18th	1st	7th	---	8th	19th	11th	18th	---
2021	22nd	9th	11th	---	14th	---	15th	---	---
2022	---	3rd	11th	---	12th	---	---	---	24th

Milestones

Mark	Opponent	Date	Gm. #
1st Pt	@ Phoenix	May 17, 2008	1
1,000th Pt	Washington	May 28, 2010	62
2,000th Pt	Phoenix	Sept. 18, 2012	117
3,000th Pt	@ Indiana	July 15, 2014	170
4,000th Pt	San Antonio	Sept. 16, 2016	229
5,000th Pt	Phoenix	Aug. 5, 2018	287
6,000th Pt	Los Angeles	May 6, 2022	361
1,000 Reb	@ Phoenix	July 10, 2012	104
2,000 Reb	@ Seattle	Sept. 11, 2016	227
3,000 Reb	Washington	July 10, 2021	349
1,000th Ast	Atlanta	Sept. 1, 2017	261
500th Stl	Los Angeles	May 27, 2023	395
400th GP	@ Connecticut	June 8, 2023	400

Upcoming Milestones

Mark	Category	Current
7,000	Points	6,574
4,000	Rebounds	3,467
2,000	Assists	1,634
700	Blocked Shots	619



CANDACE PARKER

#3

(continued ...)

	Reb	Asts	Doub-Doub		Trip-Dub	Scoring				
Year	10+	10+	Pt-Reb	Pt-Ast	P-R-A	Year	10+	20+	30+	40+
2008	17	0	17	0	0	2008	32	11	3	1
2009	17	0	15	0	0	2009	19	4	0	0
2010	7	0	7	0	0	2010	10	6	2	0
2011	6	0	6	0	0	2011	16	6	1	0
2012	19	0	18	0	0	2012	29	13	2	0
2013	10	0	8	0	0	2013	27	13	1	0
2014	6	0	6	0	0	2014	28	12	2	0
2015	11	1	11	1	0	2015	16	8	2	0
2016	8	0	6	0	0	2016	25	10	2	0
2017	12	1	12	1	1	2017	31	11	0	0
2018	11	2	11	2	0	2018	27	14	1	0
2019	4	0	4	0	0	2019	13	4	0	0
2020	12	0	10	0	0	2020	16	5	0	0
2021	8	0	8	0	0	2021	16	6	1	0
2022	14	2	12	2	2	2022	25	4	1	0
2023	1	0	0	0	0	2023	9	0	0	0
Totals	163	6	151	6	3	Totals	339	127	18	1

Regular Season Highs

2023

PTS	15	3x, last vs. Connecticut	July 1
REBS	12	Indiana	June 24
ASTS	8	Connecticut	July 1
STLS	5	Chicago	June 11
BLKS	3	@ Seattle	May 20
MINS	26:29	Connecticut	July 1

CAREER

PTS	40	Houston	July 9, 2008
REBS	20	@ San Antonio	June 1, 2013
ASTS	11	2x, last @ Washington	June 15, 2018
STLS	8	Indiana	Aug. 18, 2015
BLKS	9	Tulsa	June 20, 2012
MINS	48	2x, last @ Washington	June 1, 2014

Career Regular Season Statistics

Year	Tm	G	GS	MP	FG	FGA	FG%	3P	3PA	3P%	2P	2PA	2P%	eFG%	FT	FTA	FT%	OR	DR	REB	RPG	A	S	B	TO	PF	PTS	PPG
2008	LAS	33	33	1109	231	442	.523	11	26	.423	220	416	.529	.535	137	187	.733	84	229	313	9.5	113	42	75	93	91	610	18.5
2009	LAS	25	24	815	131	270	.485	5	24	.208	126	246	.512	.494	61	80	.763	60	184	244	9.8	64	15	53	55	53	328	13.1
2010	LAS	10	10	335	81	162	.500	3	12	.250	78	150	.520	.509	41	56	.732	19	82	101	10.1	22	10	22	32	18	206	20.6
2011	LAS	17	16	555	116	227	.511	18	43	.419	98	184	.533	.551	64	87	.736	21	125	146	8.6	47	21	27	33	34	314	18.5
2012	LAS	33	33	1014	228	474	.481	19	59	.322	209	415	.504	.501	98	138	.710	83	237	320	9.7	110	51	76	98	58	573	17.4
2013	LAS	31	31	889	208	422	.493	9	35	.257	199	387	.514	.504	131	172	.762	44	225	269	8.7	117	40	57	71	42	556	17.9
2014	LAS	30	29	995	216	461	.469	19	62	.306	197	399	.494	.489	132	156	.846	29	185	214	7.1	128	54	41	78	51	583	19.4
2015	LAS	16	16	551	116	237	.489	12	43	.279	104	194	.536	.515	66	81	.815	18	143	161	10.1	100	31	29	40	39	310	19.4
2016	LAS	34	34	1046	190	430	.442	42	110	.382	148	320	.463	.491	99	140	.707	33	217	250	7.4	166	47	33	98	74	521	15.3
2017	LAS	33	33	1007	208	435	.478	45	127	.354	163	308	.529	.530	96	127	.756	40	237	277	8.4	141	48	55	89	77	557	16.9
2018	LAS	31	30	949	198	420	.471	41	119	.345	157	301	.522	.520	118	146	.808	51	202	253	8.2	146	38	33	92	65	555	17.9
2019	LAS	22	22	571	89	211	.422	16	60	.267	73	151	.483	.460	53	67	.791	24	116	140	6.4	76	23	17	54	39	247	11.2
2020	LAS	22	22	665	124	243	.510	19	48	.396	105	195	.538	.549	57	78	.731	37	177	214	9.7	101	26	27	64	51	324	14.7
2021	CHI	23	23	615	116	253	.458	24	73	.329	92	180	.511	.506	50	63	.794	32	161	193	8.4	91	19	27	56	37	306	13.3
2022	CHI	32	32	904	159	347	.458	42	135	.311	117	212	.552	.519	62	76	.816	30	245	275	8.6	145	31	31	78	70	422	13.2
2023	LVA	18	18	425	60	129	.465	17	51	.333	43	78	.551	.531	25	28	.893	16	81	97	5.4	67	27	16	31	35	162	9.0
Career		410	406	12445	2471	5163	.479	342	1027	.333	2129	4136	.515	.512	1290	1682	.767	621	2846	3467	8.5	1634	523	619	1062	834	6574	16.0

RECORD UPDATE (through July 23, 2023)

Points

1.	Diana Taurasi	9929
2.	Tina Thompson	7488
3.	Tamika Catchings	7380
4.	Tina Charles	7115
5.	Candice Dupree	6895
6.	Cappie Pondexter	6811
7.	Sue Bird	6803
8.	DeWanna Bonner	6634
9.	Candace Parker	6574
10.	Katie Smith	6452

Rebounds

1.	Sylvia Fowles	4006
2.	Tina Charles	3640
3.	Candace Parker	3467
4.	Rebekkah Brunson	3356
5.	Tamika Catchings	3316
6.	Lisa Leslie	3307
7.	Candice Dupree	3149
8.	Tina Thompson	3070
9.	Taj McWilliams-Franklin	3013
10.	DeWanna Bonner	2734

Defensive Rebounds

1.	Sylvia Fowles	2874
2.	Candace Parker	2846
3.	Tina Charles	2608
4.	Lisa Leslie	2425
5.	Tamika Catchings	2399
6.	Candice Dupree	2378
7.	Rebekkah Brunson	2190
8.	Tina Thompson	2185
9.	DeWanna Bonner	2153
10.	Taj McWilliams-Franklin	1951

Assists

1.	Sue Bird	3234
2.	Ticha Penicheiro	2599
3.	Courtney Vandersloot	2569
4.	Lindsay Whalen	2348
5.	Diana Taurasi	2236
6.	Becky Hammon	1708
7.	Candace Parker	1634
8.	Cappie Pondexter	1578
9.	Tamika Catchings	1488
10.	Danielle Robinson	1426

Blocks

1.	Margo Dydek	877
2.	Lisa Leslie	822
3.	Brittney Griner	750
4.	Sylvia Fowles	721
5.	Candace Parker	619

Field Goals Made

1.	Diana Taurasi	3116
2.	Tina Charles	2861
3.	Candice Dupree	2842
4.	Tina Thompson	2630
5.	Sylvia Fowles	2531
6.	Sue Bird	2479
7.	Candace Parker	2471
8.	Seimone Augustus	2455
9.	Cappie Pondexter	2446
10.	Tamika Catchings	2385

Field Goal Attempts

1.	Diana Taurasi	7315
2.	Tina Charles	6354
3.	Tina Thompson	6300
4.	Cappie Pondexter	5803
5.	Sue Bird	5778
6.	Tamika Catchings	5744
7.	Candice Dupree	5740
8.	DeWanna Bonner	5294
9.	Candace Parker	5163
10.	Seimone Augustus	5111

Wins

1.	Sue Bird	333
2.	Lindsay Whalen	323
3.	Swin Cash	294
4.	Rebekkah Brunson	294
5.	DeLisha Milton-Jones	291
6.	Diana Taurasi	290
7.	Tina Thompson	286
8.	Candace Parker	268
9.	Tamika Catchings	263
10.	Tanisha Wright	255

Blue denotes active player.



KELSEY PLUM

#10

Guard

5-8

Washington '17

6th Year

WNBA Career Highlights

- 2022 WNBA Champion
- 2023 & 2022 All-Star
- 2022 All-Star MVP
- 2021 6th Player of the Year
- 1-time Western Conference Player of the Month
- 3-time Western Conference Player of the Week

International

- 2020 Olympic Gold Medalist (USA 3x3)
- 2018 & 2022 FIBA World Cup gold medalist (USA 5x5)

Collegiate Career

- Unanimous 2017 National Player of the Year
- Two-time All-American
- NCAA career and single-season scoring leader

2023 (Las Vegas)

- Named as an All-Star for the second time in her career... Prior to the May 25 game in LA, made at least 1 3-pointer in 45-straight regular season games, which was tied for the third-longest streak in WNBA history

2022 (Las Vegas)

- Led or tied for the team lead in assists on 18 occasions, and in scoring 11 times ... Named Western Conference Player of the Week, June 6 and August 1 ... Leading All-Star vote-getter among guards ... Tied a WNBA record by making at least 3 three-pointers in 9 straight games (Diana Taurasi)

2021 (Las Vegas)

- Led or tied for the team lead in scoring 9 times, and assists 7 times ... Missed 6 games in May/June while training with the USAB 3x3 team ... Named WNBA Western Conference Player of the Month for September ... Named WNBA Western Conference Player of the Week for games played September 13-19

2020 (Las Vegas)

- Did Not Play—Injured (left Achilles)

2019 (Las Vegas)

- Led the team in scoring on 2 occasions, and in assists 8 times

2018 (Las Vegas)

- Recorded her first career double-double with 20 points and a career-high 13 assists at Atlanta Aug. 7

2017 (San Antonio) ...

Collegiate Honors & Notes (Washington)

- Broke all-time NCAA scoring record with 3,527 points ... broke single-season NCAA scoring record with 1,109 points ... Broke 33-year-old NCAA career free throw record with 912 ... Won the Dawn Staley, Ann Meyers Drysdale, Nancy Lieberman awards, Naismith and Wade Trophy in 2017

Personal

- Majored in Anthropology ... Enjoys sand volleyball and hanging out with her family ... Has three siblings, her brother Daniel, sister Kaitlyn who played volleyball at UC Davis, and her sister Lauren who played volleyball at Oregon ... Mother Katie played volleyball at UC Davis and her father Jim played football and baseball at San Diego State

[Go to Kelsey Plum's complete bio online](#)

- Online bio includes items such as expanded WNBA statistics, more notes, college, international and USA Basketball statistics, and more!

Record Without

Year	Games Missed	Record With	Record Without
2017	3	8-23	0-3
2018	2	14-17	0-2
2019	0	21-13	0-0
2020	22	0- 0	18-4
2021	6	20- 6	4-2
2022	0	26-10	0-0
2023	1	21- 2	1-0
Totals	34	110-71	23-11

PLAYER PROFILES



Season Highs

	PTS	REBS	ASTS	STLS	BLKS	MIN	FG	FGA	3G	3GA	FT	FTA
2017	23	6	12	3	1	39:53	7	17	5	9	6	6
2018	21	9	13	4	1	37:00	9	14	5	8	5	6
2019	21	7	8	3	1	37:21	8	17	5	9	5	6
2021	32	6	8	5	1	30:42	11	18	5	8	8	9
2022	32	6	11	6	1	40:00	10	22	5	11	9	11
2023	40	5	8	5	0	35:35	14	20	6	9	7	7

WNBA Rankings

	PPG	RPG	APG	SPG	BPG	MPG	FG%	3G%	FT%
2017	---	---	20th	---	---	---	---	17th	14th
2018	---	---	13th	---	---	---	21st	4th	---
2019	---	---	19th	---	---	---	---	24th	---
2021	16th	---	14th	---	---	---	---	13th	1st
2022	2nd	---	9th	---	---	5th	---	4th	17th

Milestones

Mark	Opponent	Date	Gm. #
1st Pt	Dallas	May 25, 2017	1
1,000th Pt	Atlanta	July 4, 2021	108
2,000th Pt	Los Angeles	May 27, 2023	161

Upcoming Milestones

Mark	Category	Current
2,500	Points	2407
500	Rebounds	449
1,000	Assists	706
200	Steals	152

	Rebs	Asts	Double Doubles	Scoring				
Year	10+	10+	Pt.-Ast.	Year	10+	20+	30+	40+
2017	0	1	0	2017	13	1	0	0
2018	0	2	1	2018	14	4	0	0
2019	0	0	0	2019	17	2	0	0
2021	0	0	0	2021	20	8	2	0
2022	0	2	2	2022	35	19	1	0
2023	0	0	0	2023	20	9	1	1
Totals	0	5	3	Totals	119	43	4	1

Regular Season Highs

2023

PTS	40	@ Minnesota	July 9
REBS	5	3x, last @ Los Angeles	July 12
ASTS	8	New York	June 29
STLS	5	@ Los Angeles	July 12
BLKS	0		
MINS	35:35	@ Dallas	July 7

CAREER

PTS	40	@ Minnesota	July 9, 2023
REBS	9	Los Angeles	June 29, 2018
ASTS	13	@ Atlanta	Aug. 7, 2018
STLS	6	Washington	June 25, 2022
BLKS	1	16x, last vs. Minnesota	July 3, 2022
MINS	40	2x, last vs. Dallas	June 5, 2022

Career Regular Season Statistics

Year	Tm	G	GS	MP	FG	FGA	FG%	3P	3PA	3P%	2P	2PA	2P%	eFG%	FT	FTA	FT%	OR	DR	REB	RPG	A	S	B	TO	Pf	PTS	PPG
2017	SAS	31	23	711	85	246	.346	35	96	.365	50	150	.333	.417	60	69	.870	12	47	59	1.9	106	16	4	79	57	265	8.5
2018	LVA	31	27	790	106	227	.467	47	107	.439	59	120	.492	.570	35	40	.875	14	60	74	2.4	124	25	5	36	64	294	9.5
2019	LVA	34	30	868	107	293	.365	45	126	.357	62	168	.369	.442	34	39	.872	15	80	95	2.8	102	27	4	53	76	293	8.6
2021	LVA	26	0	663	128	293	.437	44	114	.386	84	179	.469	.512	85	90	.944	11	55	66	2.5	94	26	1	43	56	385	14.8
2022	LVA	36	36	1182	244	531	.460	113	269	.420	131	262	.500	.566	125	149	.839	9	87	96	2.7	184	36	2	94	90	726	20.2
2023	LVA	23	23	721	158	315	.502	50	137	.365	108	178	.607	.581	78	86	.907	5	52	57	2.5	97	22	0	51	53	444	19.3
Career		181	139	4937	828	1905	.435	334	848	.394	494	1057	.467	.522	417	473	.882	66	383	449	2.5	706	152	16	357	396	2407	13.3



KIAH STOKES

#41

Center

6-3

Connecticut '15

8th Year

WNBA Career

- 2022 WNBA Champion
- 2015 WNBA All-Defensive 2nd Team
- 2015 All-Rookie Team

Collegiate Career

- 3-time National Champion
- 2015 Conference Defensive Player of the Year

2023 (Las Vegas)

- ...

2022 (Las Vegas)

- Missed first 4 games of year (overseas) ... Led or tied for team lead in rebounds 3 times

2021 (Las Vegas)

- Signed on July 2 ... DNP on July 2 ... Averaged 9.0 rpg. in 8 starts ... Led or tied for the team lead in rebounding 3 times and in assists 1 time

2021 (New York) ...**2020 (New York) ...****2019 (New York)**

- Did Not Play (personal reasons)

2018 (New York) ...**2017 (New York)**

- Led the team in blocked shots and ranked second in rebounding

2016 (New York)

- Missed the final 7 games of the regular season with a hip injury ... Set a WNBA record for highest rebound average by a player who didn't start a game

2015 (New York) ...**Collegiate Honors & Notes (Connecticut)**

- Set a UConn single-season blocked shots record (147) as a senior and capped her career ranked No. 3 among all-time UConn blocks leaders (325).

Personal

- Father Greg was an All-American basketball player at Iowa who played for the Philadelphia 76ers and won gold with the 1983 USA Pan American Games Team ... Majored in psychology

Go to KiaH Stokes' complete bio online

- Online bio includes items such as expanded WNBA statistics, more notes, college, international and USA Basketball statistics, and more!

Record Without

Year	Games Missed	Record With	Record Without
2015	0	23-11	0-0
2016	7	19-8	2-5
2017	0	22-12	0-0
2018	4	6-24	1-3
2019	34	0-0	10-24
2020	0	2-20	0-0
2021	9	14-10	6-3
2022	5	22-9	4-1
2023	0	22-2	0-0
Totals	59	130-96	23-36

Season Highs

	PTS	REBS	ASTS	STLS	BLKS	MIN	FG	FGA	3G	3GA	FT	FTA
2015	13	11	4	4	8	35:33	6	8	0	1	5	6
2016	12	14	2	2	4	37:46	6	8	0	0	5	8
2017	23	17	4	2	3	30:47	6	10	0	1	11	12
2018	12	15	3	2	3	33:38	5	7	0	0	2	4
2020	15	12	4	2	3	36:29	6	12	5	8	2	2
2021	5	13	7	2	3	34:53	2	3	1	2	2	2
2022	9	10	3	2	3	28:45	4	5	1	3	2	4
2023	7	17	2	2	4	31:21	3	6	1	3	2	2



WNBA Rankings

	PPG	RPG	APG	SPG	BPG	MPG	FG%	3G%	FT%
2015	---	12th	---	---	4th	---	---	---	---
2016	---	7th	---	---	6th	---	---	---	---
2017	---	17th	---	---	11th	---	---	---	---
2018	---	---	---	---	18th	---	---	---	---
2020	---	16th	---	---	9th	---	---	---	---
2021	---	22nd	---	---	---	---	---	---	---
2022					18th				

Milestones Reached

Mark	Opponent	Date	Gm. #
1st Pt	@ Los Angeles	May 21, 2015	1
1000th Reb	Chicago	Sept. 2, 2021	166

Upcoming Milestones

Mark	Category	Current
1,000	Points	935
1500	Rebounds	1319
300	Blocked Shots	258

Rebs Asts Dbl-Dbl

Year	Rebs 10+	Asts 10+	Dbl-Dbl
2015	7	0	3
2016	6	0	0
2017	8	0	4
2018	5	0	1
2020	2	0	0
2021	5	0	0
2022	1	0	0
2023	1	0	0
Totals	35	0	8

Scoring

Year	10+	20+
2015	5	0
2016	5	0
2017	5	1
2018	2	0
2020	5	0
2021	0	0
2022	0	0
2023	0	0
Totals	22	1

Regular Season Highs

2023

PTS	7	4x, last @ Los Angeles	July 12
REBS	17	@ Chicago	July 25
ASTS	2	5x, last @ Chicago	July 22
STLS	2	3x, last @ Seattle	July 20
BLKS	4	2x, last vs. Minnesota	June 18
MINS	31:21	@ Chicago	July 25

CAREER

PTS	23	Phoenix	June 4, 2017
REBS	17	2x, last @ Chicago	July 25, 2023
ASTS	7	@ Chicago	Sept. 17, 2021
STLS	4	Atlanta	Sept. 1, 2015
BLKS	8	Connecticut	July 16, 2015
MINS	38	Atlanta	June 22, 2016

Career Regular Season Statistics

Year	Tm	G	GS	MP	FG	FGA	FG%	3P	3PA	3P%	2P	2PA	2P%	eFG%	FT	FTA	FT%	OR	DR	REB	RPG	A	S	B	TO	PF	PTS	PPG
2015	NYL	34	6	862	82	150	.547	0	2	.000	82	148	.554	.547	33	48	.688	60	159	219	6.4	26	24	67	37	76	197	5.8
2016	NYL	27	0	650	75	117	.641	0	0	---	75	117	.641	.641	37	59	.627	63	138	201	7.5	20	18	38	30	77	187	6.9
2017	NYL	34	12	666	60	113	.531	0	1	.000	60	112	.536	.531	43	54	.796	77	137	214	6.3	30	12	39	40	94	163	4.8
2018	NYL	30	4	427	42	77	.545	0	0	---	42	77	.545	.545	8	15	.533	43	91	134	4.5	12	11	19	21	56	92	3.1
2020	NYL	22	22	601	51	137	.372	20	85	.235	31	52	.596	.445	4	7	.571	28	119	147	6.7	26	11	26	28	45	126	5.7
2021	NYL	9	0	135	6	11	.545	1	2	.500	5	9	.556	.591	2	2	1.000	8	30	38	4.2	5	4	6	6	14	15	1.7
2021	LVA	15	8	308	10	17	.588	0	0	---	10	17	.588	.588	2	4	.500	27	65	92	6.1	15	6	10	7	19	22	1.5
2021	TOT	24	8	443	16	28	.571	1	2	.500	15	26	.577	.589	4	6	.667	35	95	130	5.4	20	10	16	13	33	37	1.5
2022	LVA	31	4	475	26	61	.426	5	24	.208	21	37	.568	.467	13	16	.813	29	107	136	4.4	20	14	25	18	39	70	2.5
2023	LVA	24	6	470	26	50	.520	3	16	.188	23	34	.676	.550	8	15	.533	28	110	138	5.8	16	11	28	10	39	63	2.6
Career		226	62	4594	378	733	.516	29	130	.223	349	603	.579	.535	150	220	.682	363	956	1319	5.8	170	111	258	198	459	935	4.1



RIQUANA WILLIAMS

#2

Guard

5-7

Miami '11

11th Year

WNBA Career

- 2022 WNBA Champion
- 2015 WNBA All-Star
- 2013 WNBA Sixth Woman of the Year
- 2012 WNBA All-Rookie Team

Collegiate Career

- 2-time All-American
- 3-time All-ACC

2023 (Las Vegas)

- Has yet to play (back)

2022 (Las Vegas)

- Played in just 2 of the team's first 17 games due to a foot injury ...

2021 (Las Vegas)

- Led or tied for the team lead in assists on 2 occasions, in scoring 3 times, and in rebounding 1 time

2020 (Los Angeles) ...

2019 (Los Angeles) ...

2018 (Los Angeles) ...

2017 (Los Angeles) ...

2016 (Los Angeles)

- Sat out season rehabbing ruptured left Achilles tendon, suffered overseas

2015 (Tulsa)

- Ranked 3rd in the W in made 3-pointers, and tied for 4th in made free throws ... Scored a season-high 35 points on 2 occasions—vs. Minnesota on August 1 and vs. Atlanta on August 9

2014 (Tulsa)

- Missed 23 games with a knee injury

2013 (Tulsa)

- Set what was then the WNBA record for points in a game when she poured in 51 vs. San Antonio on September 8 (17-27 FGs, 8-14 3Gs, 9-9 FTs) ... Tied what was then the WNBA record for made 3s in a game with 8 vs. San Antonio on September 8

2012 (Tulsa) ...

Collegiate Honors & Notes (Miami)

- As a junior ranked 11th in the nation in scoring ... As a sophomore led the team and finished 2nd in the ACC in scoring ... Also led the conference in made 3-pointers, setting a school record in the process (second most in ACC history)

Personal

- Majored in criminology ... Has five siblings—one sister, Rikina Jones and brothers, Ricky Williams, Joshua Jones and Solomon Williams

Go to Riquana Williams' complete bio online

- Online bio includes items such as expanded WNBA statistics, more notes, college, international and USA Basketball statistics, and more!

Record Without

Year	Games Missed	Record With	Record Without
2012	1	9-24	0- 1
2013	7	9-18	2- 5
2014	23	4- 7	8-15
2015	5	15-14	3- 2
2016	34	0- 0	26- 8
2017	11	16- 7	10- 1
2018	1	19-14	0- 1
2019	11	15- 8	7- 4
2020	1	14- 7	1- 0
2021	0	24- 8	0- 0
2022	15	15- 6	11- 4
2023	24	0- 0	21- 2
Totals	130	140-113	87-43

Season Highs

	PTS	REBS	ASTS	STLS	BLKS	MIN	FG	FGA	3G	3GA	FT	FTA
2012	27	6	6	5	1	32:00	11	21	5	10	9	11
2013	51	9	6	4	2	34:00	17	28	8	14	11	12
2014	27	4	3	5	1	32:00	10	18	3	6	5	5
2015	35	7	6	4	2	39:27	11	23	6	12	18	20
2017	15	5	4	3	2	29:26	5	13	3	6	6	6
2018	25	5	3	4	1	29:06	9	12	7	9	4	6
2019	37	5	4	2	1	39:41	10	22	7	15	10	11
2020	21	4	4	3	1	32:47	7	15	7	12	4	4
2021	22	8	4	3	2	38:32	8	15	4	10	6	8
2022	14	5	3	2	1	25:51	5	10	4	9	3	5
2023	DNP											

PLAYER PROFILES



WNBA Rankings

	PPG	RPG	APG	SPG	BPG	MPG	FG%	3G%	FT%
2012	---	---	---	---	---	---	---	18th	---
2013	11th	---	---	---	---	---	---	7th	4th
2014	---	---	---	---	---	---	---	---	---
2015	6th	---	21st	---	---	20th	---	19th	22nd
2017	---	---	---	---	---	---	---	---	---
2018	---	---	---	---	---	---	---	17th	---
2019	---	---	---	---	---	---	---	8th	---
2020	---	---	---	---	---	---	---	12th	---
2021	---	---	---	---	---	---	---	5th	---
2022								21st	

Milestones Reached

Mark	Opponent	Date	Gm. #
1st Pt	San Antonio	May 19, 2012	1
1,000th Pt.	@ Los Angeles	July 3, 2015	83
2,000th Pt.	Seattle	Aug. 1, 2020	183

Upcoming Milestones

Mark	Category	Current
3,000	Points	2,659
1,000	Rebounds	565
400	Assists	387
300	Steals	261

Reb	Asts	Double-Doubles		Scoring					
Year	10+	10+		Year	10+	20+	30+	40+	50+
2012	0	0	0	2012	18	3	0	0	0
2013	0	0	0	2013	17	9	1	1	1
2014	0	0	0	2014	3	1	0	0	0
2015	0	0	0	2015	21	8	3	0	0
2017	0	0	0	2017	8	0	0	0	0
2018	0	0	0	2018	10	1	0	0	0
2019	0	0	0	2019	12	4	1	0	0
2020	0	0	0	2020	12	3	0	0	0
2021	0	0	0	2021	16	3	0	0	0
2022	0	0	0	2022	5	0	0	0	0
2023	0	0	0	2023	0	0	0	0	0
Totals	0	0	0	Totals	122	32	5	1	1

Regular Season Highs

2023 -- DNP

PTS	REBS	ASTS	STLS	BLKS	MINS
51	9	6	5	2	40
@ San Antonio	Seattle	3x, Last vs. Phoenix	3x, Last vs. Phoenix	7x, Last vs. Dallas	@ Atlanta
Sept. 8, 2013	Sept. 12, 2013	Aug. 18, 2015	June 6, 2014	July 11, 2021	July 14, 2019

CAREER

PTS	REBS	ASTS	STLS	BLKS	MINS
51	9	6	5	2	40
@ San Antonio	Seattle	3x, Last vs. Phoenix	3x, Last vs. Phoenix	7x, Last vs. Dallas	@ Atlanta
Sept. 8, 2013	Sept. 12, 2013	Aug. 18, 2015	June 6, 2014	July 11, 2021	July 14, 2019

Career Regular Season Statistics

Year	Tm	G	GS	MP	FG	FGA	FG%	3P	3PA	3P%	2P	2PA	2P%	eFG%	FT	FTA	FT%	OR	DR	REB	RPG	A	S	B	TO	PF	PTS	PPG
2012	TUL	33	3	671	116	337	.344	38	117	.325	78	220	.355	.401	75	91	.824	25	55	80	2.4	69	51	9	47	65	345	10.5
2013	TUL	27	6	612	139	350	.397	45	118	.381	94	232	.405	.461	99	110	.900	14	50	64	2.4	49	27	7	40	59	422	15.6
2014	TUL	11	2	174	28	69	.406	6	27	.222	22	42	.524	.449	14	15	.933	5	15	20	1.8	13	15	2	15	16	76	6.9
2015	TUL	29	20	813	130	369	.352	56	162	.346	74	207	.357	.428	136	160	.850	16	84	100	3.4	74	43	15	47	78	452	15.6
2017	LAS	23	6	408	45	140	.321	20	74	.270	25	66	.379	.393	38	44	.864	6	26	32	1.4	16	19	3	26	42	148	6.4
2018	LAS	33	3	546	81	199	.407	48	128	.375	33	71	.465	.528	24	30	.800	12	34	46	1.4	22	22	3	16	52	234	7.1
2019	LAS	23	14	593	93	242	.384	54	138	.391	39	104	.375	.496	44	50	.880	13	47	60	2.6	37	26	4	28	58	284	12.3
2020	LAS	21	4	444	81	186	.435	43	102	.422	38	84	.452	.551	16	18	.889	3	35	38	1.8	31	24	7	19	41	221	10.5
2021	LVA	32	32	833	114	257	.444	63	151	.417	51	106	.481	.566	46	50	.920	6	77	83	2.6	51	24	12	21	47	337	10.5
2022	LVA	21	0	377	45	118	.381	34	93	.366	11	25	.440	.525	16	21	.762	5	37	42	2.0	25	9	3	6	35	140	6.7
2023	LVA																											
Career		253	90	5471	872	2267	.385	407	1110	.367	465	1157	.402	.474	508	589	.862	105	460	565	2.2	387	261	64	265	493	2659	10.5



A'JA WILSON

#22

Center/Forward 6-4 South Carolina '18

6th Year

WNBA Career

- 2022 WNBA Champion
- 2022 & 2020 WNBA M'VP
- 2022 WNBA Defensive Player of the Year
- 2022 WNBA All-Defensive First Team
- 2022 & 2020 All-WNBA First Team
- 2021 All-WNBA Second Team
- 2020 WNBA All-Defensive Second Team
- 2023, 2022, 2021, 2019 & 2018 WNBA All-Star
- 2023, 2022 & 2019 All-Star Team Captain
- 2023 & 2022 WNBA All-Star Leading Vote-Getter
- 2018 WNBA Rookie of the Year (unanimous)
- 2018 WNBA All-Rookie Team
- 6-time Western Conference Player of the Month
- 11-time Western Conference Player of the Week

International Career

- 2020 Olympic gold medalist (USA 5x5)
- 2022, 2018 FIBA World Cup gold medalist (USA 5x5) & 2022 FIBA World Cup M'VP.

Collegiate Career

- 2017 NCAA Champion
- 2017 Final Four Most Outstanding Player
- 2018 National Player of the Year (consensus)
- 4-time All-American
- 2-time SEC Defensive Player of the Year

2023 (Las Vegas)

- Named June Western Conference Player of the Month...WNBA All-Star leading vote-getter ...Earned 11th Western Conference Player of the Week honor for the week ending June 25...Hit 11-of-13 from the line at LA on May 25.

2022 (Las Vegas)

- Named WNBA MVP for 2nd time (7th player with multiple MVPs) ... Led or tied for the team lead in scoring 16 times, and in rebounding 22 times ... Named Western Conference Player of the Week on May 16, May 30, June 21, June 25 and Aug. 15 ... Named WNBA Western Conference Player of the Month for May and July ... Set franchise record for most consecutive games scoring 20+ points (8)

2021 (Las Vegas)

- Led or tied for the team lead in scoring 12 times, in rebounding 14 times, and in assists 6 times ... Named WNBA Western Conference Player of the Month for June ... Named WNBA Western Conference Player of the Week (July 4)

2020 (Las Vegas)

- Named WNBA MVP (5th youngest in history) ... Named Western Conference Player of the Week (August 10, September 14) ... Named Western Conference Player of the Month (August, September) ... Tied a franchise record for most made free throws in a game without a miss when she went 12 for 12 at Dallas on August 25 ... Made 25 straight free throws—longest streak of her career

2019 (Las Vegas)

- Led or tied for the team lead in scoring 11 times, in rebounding 9 times, and in assists 1 time ... Named WNBA Western Conference Player of the Week on June 24 and July 1 ... Scored a career-high 39 points vs. Indiana on June 29, which tied the franchise record for points in a game ... Sprained her ankle and had to leave the game in the 3rd quarter at Seattle on July 19, and missed 8 games ... Posted 3 games of 20+ points and 10+ rebounds

2018 (Las Vegas)

- Named Western Conference Player of the Week (July 9) ... Led the W in free throw attempts and made free throws ... Set franchise records for made field goals, field goal attempts, made free throws, free throw attempts, points and scoring average ... Tied the program record for most made free throws (14) and most free throw attempts (18) in a game against Washington on June 1 ... Set the franchise record for most made field goals in a game (16 at Indiana on June 12) ... Scored the second most points by a rookie (35) in franchise history at Indiana on June 12 ... Recorded 7 games of at least 20 points and 10 rebounds

Personal

- Enjoys eating Chipotle and Chik-fil-A ... Father, Roscoe, played professional basketball internationally for 10 years ... Is dyslexic ... Is a member of the WNBA and WNBPA Social Justice Council ... First WNBA player to partner with Mountain Dew

Go to A'ja Wilson's complete bio online

- Online bio includes items such as expanded WNBA statistics, more notes, college, international and USA Basketball statistics, and more!

Record Without

Year	Games Missed	Record With	Record Without
2018	0	14-19	0-0
2019	8	15-11	6-2
2020	0	18- 4	0-0
2021	0	24- 8	0-0
2022	0	26-10	0-0
2023	0	22- 2	0-0
Totals	0	119-54	6-2

PLAYER PROFILES



Season Highs

	Pts	Rebs	Asts	Stls	Blks	Min	FG	FGA	3G	3GA	FT	FTA
2018	35	16	8	3	7	39:32	16	24	0	0	14	18
2019	39	12	5	3	7	40:52	14	20	0	1	11	14
2020	31	16	4	4	5	38:52	11	21	0	0	12	12
2021	30	15	8	4	3	43:18	10	24	1	1	12	12
2022	35	16	5	4	5	37:56	13	24	3	5	13	15
2023	35	15	5	3	4	36:18	14	18	1	3	11	16

WNBA Rankings

	PPG	RPG	APG	SPG	BPG	MPG	FG%	3G%	FT%
2018	3rd	6th	---	---	6th	16th	24th	---	---
2019	7th	17th	---	---	4th	---	---	---	---
2020	2nd	6th	---	24th	1st	10th	21st	---	---
2021	6th	8th	21st	---	11th	10th	21st	---	10th
2022	5th	2nd	---	12th	1st	19th	12th	16th	---

Milestones Reached

Mark	Opponent	Date	Gm. #
1st Pt	@ Connecticut	May 20, 2018	1
1,000th Pt	Phoenix	Aug. 20, 2019	53
2,000th Pt	Washington	Aug. 17, 2021	104
3,000th Pt	@ Connecticut	June 8, 2023	157
1,000th Reb	@ Chicago	May 28, 2022	122
300th Blk	@ Seattle	July 20, 2023	171

Upcoming Milestones

Mark	Category	Current
4,000	Points	3,345
1,500	Rebounds	1,486
400	Assists	389
400	Blocked Shots	306
200	Steals	179

	Reb	Asts	Double-Doubles	Scoring
Year	10+	10+	Pt/Reb Pt/Ast	Year 10+ 20+ 30+ 40+
2018	10	0	10 0	2018 33 18 3 0
2019	3	0	3 0	2019 23 7 1 0
2020	7	0	7 0	2020 22 15 1 0
2021	17	0	17 0	2021 30 14 1 0
2022	17	0	17 0	2022 34 20 1 0
2023	16	0	15 0	2023 23 16 1 0
Totals	70	0	69 0	Totals 165 90 8 0

Regular Season Highs

2023


PTS	35	@ Minnesota	July 22
REBS	15	@ Seattle	July 20
ASTS	5	Connecticut	July 1
STLS	3	7x, last @ Chicago	July 25
BLKS	4	5x, last @ Chicago	July 25
MINS	36:18	Dallas	July 5

CAREER

PTS	39	Indiana (OT)	June 29, 2019
REBS	16	4x, last vs. Seattle	June 29, 2022
ASTS	8	2x, last @ Dallas	July 11, 2021
STLS	4	4x, last vs. Chicago	Aug. 11, 2022
BLKS	7	2x, last @ Atlanta	Sept. 5, 2019
MINS	43	@ Minnesota	June 25, 2021

Career Regular Season Statistics

Year	Tm	G	GS	MP	FG	FGA	FG%	3P	3PA	3P%	2P	2PA	2P%	eFG%	FT	FTA	FT%	OR	DR	REB	RPG	A	S	B	TO	PF	PTS	PPG
2018 *	LVA	33	33	1010	245	530	.462	0	0	---	245	530	.462	.462	192	248	.774	66	198	264	8.0	74	27	55	46	68	682	20.7
2019 *	LVA	26	25	739	158	330	.479	0	1	.000	158	329	.480	.479	114	144	.792	42	125	167	6.4	47	13	45	56	52	430	16.5
2020	LVA	22	22	697	166	346	.480	0	0	---	166	346	.480	.480	118	151	.781	34	154	188	8.5	45	27	44	35	49	450	20.5
2021 *	LVA	32	32	1021	207	466	.444	1	1	1.000	206	465	.443	.445	169	193	.876	63	235	298	9.3	98	28	40	46	49	584	18.3
2022 *	LVA	36	36	1080	260	519	.501	31	83	.373	229	436	.525	.531	152	187	.813	66	273	339	9.4	75	52	70	61	76	703	19.5
2023	LVA	24	24	733	180	324	.556	4	17	.235	176	307	.573	.562	132	172	.767	51	178	229	9.5	50	31	52	36	54	496	20.7
Career		173	172	5281	1216	2515	.483	36	102	.353	1180	2413	.489	.491	877	1095	.801	323	1163	1486	8.6	389	179	306	281	348	3345	19.3



JACKIE YOUNG

#0

Guard 5-11 Notre Dame '19 5th Year

WNBA Career

- 2022 WNBA Championship
- 2022 WNBA Most Improved Player Award Winner
- 2023 & 2022 WNBA All-Star
- 1-time Western Conference Player of the Week

International Career

- 2020 Olympic gold medalist (USA 3x3)

Collegiate Career

- 2019 NCAA Champion
- 2019 ACC Tournament MVP

High School Career

- 2016 Naismith Player of the Year
- 2016 Indiana's Miss Basketball

2023 (Las Vegas)

- All-Star Game starter...Scored a career-high 30 points (12-18 FGs, 4-7 3pt FGs, 2-4 FTs) at Los Angeles on May 25...

2022 (Las Vegas)

- Led or tied for the team lead in scoring 5 times, in assists 7 times, and in rebounds 3 times ... Named Western Conference Player of the Week for May 16-22 ... Injured her ankle early in the 4th Q vs. CT on 6/2 ... DNP 6/5 and 6/11 (right ankle sprain) ... Named to her first All-Star Team as a starter (2nd leading vote-getter among guards)

2021 (Las Vegas)

- Led or tied for the team lead in assists 5 times, in scoring 4 times, and in rebounding 2 times

2020 (Las Vegas)

- Led or tied for the team lead in scoring on 2 occasions, in rebounding 2 times, and in assists 3 times

2019 (Las Vegas)

- Led or tied for the team lead in assists on 18 occasions, and in scoring 1 time

Collegiate Honors & Notes (Notre Dame)

- Ranked 3rd in the nation among guards in FG% ... Was one of only 4 players in the nation to average more than 14.0 points, 7.0 rebounds and 5.0 assists during her final year at Notre Dame

Go to Jackie Young's complete bio online

- Online bio includes items such as expanded WNBA statistics, more notes, college, international and USA Basketball statistics, and more!

Team Record Without

Year	Games Missed	Record With	Record Without
2019	0	21-13	0-0
2020	0	18- 4	0-0
2021	0	24- 8	0-0
2022	2	24-10	2-0
2023	0	22- 2	0-0
Totals	2	109-37	2-0



Season Highs

	PTS	REBS	ASTS	STLS	BLKS	MIN	FG	FGA	3G	3GA	FT	FTA
2019	17	10	10	3	2	35:08	5	14	2	3	9	12
2020	20	7	9	4	1	32:42	8	15	1	2	5	6
2021	29	10	6	4	2	40:27	14	19	1	3	10	10
2022	26	9	9	3	2	41:21	9	19	4	7	8	8
2023	30	8	8	4	1	37:31	12	18	5	9	8	9

WNBA Rankings

	PPG	RPG	APG	SPG	BPG	MPG	FG%	3G%	FT%
2019	---	---	---	---	---	---	---	---	---
2020	---	---	23rd	---	---	---	16th	---	---
2021	25th	---	18th	23rd	---	11th	11th	---	21st
2022	12th	---	14th	13th	---	3rd	22nd	3rd	13th

Milestones

Mark	Opponent	Date	Gm. #
1st Pt	Los Angeles	May 26, 2019	1
1,000th Pt	Los Angeles	May 23, 2022	96
500th Ast	New York	June 29, 2023	137

Upcoming Milestones

Mark	Category	Current
2,000	Points	1,855
600	Rebounds	582
600	Assists	543
200	Steals	158

Reb						Asts				Double Doubles				Scoring			
Year	10+	10+	Pt/Reb	Pt/Ast	Reb-Ast	Year	10+	10+	Pt/Reb	Pt/Ast	Reb-Ast	Year	10+	10+	Pt/Reb	Pt/Ast	Reb-Ast
2019	1	1	0	0	1	2019	7	0	0	0	0	2019	7	0	0	0	0
2020	0	0	0	0	0	2020	12	2	0	0	0	2020	12	2	0	0	0
2021	2	0	2	0	0	2021	21	4	0	0	0	2021	21	4	0	0	0
2022	0	0	0	0	0	2022	30	11	0	0	0	2022	30	11	0	0	0
2023	0	0	0	0	0	2023	24	11	1	0	0	2023	24	11	1	0	0
Totals	3	1	2	0	1	Totals	94	28	1	0	0	Totals	94	28	1	0	0

Regular Season Highs

2023						CAREER					
PTS	30	@	Los Angeles	May 25		PTS	30	@	Los Angeles	May 25, 2023	
REBS	8	@	Seattle	July 20		REBS	11	@	Seattle	May 18, 2021	
ASTS	8		2x, last @ Minnesota	July 9		ASTS	10		2x, last vs. Phoenix	Aug. 20, 2019	
STLS	4	@	Los Angeles	May 25		STLS	4		3x, last @ Los Angeles	May 25, 2023	
BLKS	1		3x, last at Seattle	July 20		BLKS	2		4x, last vs. Chicago	May 28, 2022	
MINS	37:31	@	Chicago	July 25		MINS	41		Washington	June 25, 2022	

Career Regular Season Statistics

Year	Tm	G	GS	MP	FG	FGA	FG%	3P	3PA	3P%	2P	2PA	2P%	eFG%	FT	FTA	FT%	OR	DR	REB	RPG	A	S	B	TO	PF	PTS	PPG
2019	LVA	34	34	767	76	236	.322	14	44	.318	62	192	.323	.352	59	73	.808	23	88	111	3.3	153	26	12	53	47	225	6.6
2020	LVA	22	0	568	93	189	.492	3	13	.231	90	176	.511	.500	52	61	.852	18	77	95	4.3	67	15	2	35	39	241	11.0
2021	LVA	32	32	1018	155	307	.505	5	20	.250	150	287	.523	.513	75	90	.833	21	110	131	4.1	103	36	11	47	58	390	12.2
2022 *	LVA	34	34	1129	191	401	.476	50	116	.431	141	285	.495	.539	110	128	.859	43	105	148	4.4	132	48	8	43	81	542	15.9
2023	LVA	24	24	753	163	295	.553	57	117	.487	106	178	.596	.649	74	91	.813	13	85	98	4.1	88	33	3	40	38	457	19.0
Career		146	124	4233	678	1427	.475	129	310	.416	549	1117	.491	.520	370	443	.835	117	465	582	4.0	543	158	36	218	263	1855	12.7



2023 ACES VS WINGS

Aces vs. Wings, 2023

PLAYER	GP-GS	MIN	FGM-FGA	FG%	3-POINT		FTM-FTA	FT%	--- REBOUNDS ---							PTS/AVG	
					FGM-FGA	FG%			OFF	DEF	TOT/AVG	AST	PF-DQ	STL	TO		BLK
Young, J	2-2	68:23	16 - 26	61.5	6-11	54.5	5 - 7	71.4	2	7	9/4.5	7	0-0	2	8	0	43/21.5
Plum, K	1-1	35:35	7 - 14	50.0	3-8	37.5	4 - 5	80.0	0	4	4/4.0	6	2-0	0	4	0	21/21.0
Wilson, A	2-2	70:07	11 - 31	35.5	0-1	0.0	18 - 21	85.7	5	13	18/9.0	2	6-0	1	4	5	40/20.0
Gray, C	2-2	71:49	14 - 29	48.3	4-10	40.0	2 - 2	100	0	7	7/3.5	9	6-0	2	4	1	34/17.0
Parker, C	2-2	51:04	5 - 11	45.5	3-8	37.5	4 - 4	100	0	10	10/5.0	5	3-0	1	6	1	17/8.5
Clark, A	2-1	51:19	3 - 9	33.3	3-7	42.9	1 - 2	50.0	0	2	2/1.0	0	3-0	0	2	0	10/5.0
Stokes, K	2-0	38:49	1 - 4	25.0	0-1	0.0	0 - 0	0.0	5	8	13/6.5	1	4-0	2	2	1	2/1.0
Bell, K	1-0	12:54	0 - 1	0.0	0-0	0.0	0 - 0	0.0	0	1	1/1.0	1	2-0	0	0	0	0/0.0
ACES	2	400	57 - 125	45.6	19-46	41.3	34 - 41	82.9	12	52	80/40	31	26-0	8	31	8	167/83.5
WINGS	2	400	65 - 150	43.3	9-38	23.7	23 - 30	76.7	23	52	87/43.5	39	35-0	21	26	5	162/81

Wings vs. Aces, 2023

PLAYER	GP-GS	MIN	FGM-FGA	FG%	3-POINT		FTM-FTA	FT%	--- REBOUNDS ---							PTS/AVG	
					FGM-FGA	FG%			OFF	DEF	TOT/AVG	AST	PF-DQ	STL	TO		BLK
Howard, N	2-2	74:58	17 - 31	54.8	3-10	30.0	11 - 12	91.7	6	18	24/12.0	6	7-0	1	6	2	48/24.0
Ogunbowale, A	2-2	78:32	14 - 41	34.1	4-16	25.0	1 - 1	100	1	3	4/2.0	9	7-0	7	7	0	33/16.5
McCowan, T	2-2	66:02	13 - 26	50.0	0-0	0.0	2 - 4	50.0	12	11	23/11.5	3	7-0	0	2	1	28/14.0
Dangerfield, C	2-2	68:08	12 - 24	50.0	1-5	20.0	0 - 0	0.0	0	8	8/4.0	8	1-0	4	3	1	25/12.5
Sabally, S	2-2	49:08	6 - 15	40.0	1-4	25.0	6 - 9	66.7	1	5	6/3.0	7	5-0	6	4	1	19/9.5
Siegrist, M	2-0	12:24	2 - 4	50.0	0-1	0.0	0 - 0	0.0	1	0	1/0.5	0	1-0	1	0	0	4/2.0
Burton, V	2-0	13:05	0 - 2	0.0	0-1	0.0	3 - 4	75.0	1	2	3/1.5	3	4-0	1	0	0	3/1.5
Sims, O	2-0	21:43	1 - 3	33.3	0-0	0.0	0 - 0	0.0	0	1	1/0.5	3	0-0	0	1	0	2/1.0
Kuier, A	2-0	16:00	0 - 4	0.0	0-1	0.0	0 - 0	0.0	1	4	5/2.5	0	3-0	1	1	0	0/0.0
WINGS	2	400	65 - 150	43.3	9-38	23.7	23 - 30	76.7	23	52	87/43.5	39	35-0	21	26	5	162/81
ACES	2	400	57 - 125	45.6	19-46	41.3	34 - 41	82.9	12	52	80/40	31	26-0	8	31	8	167/83.5

WOMEN'S NATIONAL BASKETBALL ASSOCIATION										OFFICIAL SCORER'S REPORT									
Wednesday, July 5, 2023 Michelob ULTRA Arena, Las Vegas, NV										FINAL BOX									
Officials: #16 Isaac Barnett, #8 Blanca Burns, #38 Gina Cross										Friday, July 7, 2023 College Park Center, Arlington, TX									
										Officials: #9 Tim Greene, #43 Kevin Fahy, #26 Angel Kent									
										Game Duration: 2:01									
										Attendance: 10177 (Sellout)									
VISITOR: Dallas Wings (8-9)										VISITOR: Las Vegas Aces (16-2)									
0 Satou Sabally	F	17:54	2	5	0	1	5	5	0	1	1	2	1	0	0	16	9		
6 Natasha Howard	F	38:05	13	23	3	9	3	3	3	10	13	3	4	1	3	0	-2	32	
7 Teaira McCowan	C	30:26	6	14	0	0	2	4	7	4	11	1	3	0	1	0	-4	14	
24 Arike Ogunbowale	G	40:00	5	20	2	9	0	0	1	3	4	7	3	3	0	0	-7	12	
11 Crystal Dangerfield	G	34:26	5	12	1	3	0	0	0	3	3	2	1	1	1	1	-1	11	
2 Odyssey Sims		13:03	1	3	0	0	0	0	0	1	1	0	0	0	0	0	-20	2	
12 Veronica Burton		09:59	0	1	0	1	0	0	0	1	1	3	4	1	0	0	0	0	
28 Awak Kuier		11:36	0	3	0	1	0	0	1	3	4	0	2	1	0	0	-15	0	
20 Maddy Siegrist		04:31	1	1	0	0	0	0	1	0	1	0	1	0	0	0	-2	2	
		200:00	33	82	6	24	10	12	13	26	39	18	19	8	8	1	-7	82	
			40.2%	25%	83.3%					TM REB: 3								TOT TO: 9 (9 PTS)	
HOME: LAS VEGAS ACES (16-1)										HOME: DALLAS WINGS (9-9)									
0 Jackie Young	F	35:56	10	15	3	5	5	6	1	6	7	5	0	0	4	0	-1	28	
22 A'ja Wilson	F	36:18	6	18	0	1	10	12	4	9	13	1	4	0	1	3	-3	22	
3 Candace Parker	C	25:59	2	4	1	2	2	0	4	4	2	1	3	0	0	-5	7		
7 Alysha Clark	G	35:08	3	7	3	6	1	2	0	2	2	0	2	0	2	0	6	10	
12 Chelsea Gray	G	36:02	8	18	2	6	2	2	0	5	5	6	1	0	1	1	4	20	
41 Kiah Stokes		17:43	1	2	0	0	0	0	2	5	7	0	1	0	2	0	22	2	
1 Kierstan Bell		12:54	0	1	0	0	0	0	0	1	1	1	2	0	0	0	12	0	
51 Sydney Colson	DNP - Coach's Decision																		
13 Cayla George	DNP - Coach's Decision																		
		200:00	30	65	9	20	20	24	7	32	39	17	12	1	13	4	7	89	
			46.2%	45%	83.3%					TM REB: 9								TOT TO: 13 (19 PTS)	
SCORE BY PERIOD										SCORE BY PERIOD									
Wings	26	25	16	15	82					Aces	25	15	26	12	78				
ACES	21	21	23	24	89					WINGS	23	16	21	20	80				
Inactive: Wings - Brown (Injury/Illness - Head), DeShields (Injury/Illness - Knee), Lopez Sénéchal (Injury/Illness - Knee)										Inactive: Aces - Williams (Injury/Illness - Lower Back)									
Inactive: Aces - Plum (Injury/Illness - Non Covid Illness), Williams (Injury/Illness - Lower Back)										Points in the Paint: Aces 22 (11/24), WINGS 46 (23/40)									
Points in the Paint: Wings 44 (22/47), ACES 34 (17/35)										Biggest Lead: Wings 14, ACES 7									
2nd Chance Points: Wings 11 (5/13), ACES 7 (1/5)										Lead Changes: 7									
Fast Break Points: Wings 16 (7/8), ACES 8 (4/6)										Times Tied: 2									
Technical fouls - Individual										Inactive: Wings - Brown (Injury/Illness - Concussion), DeShields (Injury/Illness - Knee), Lopez Sénéchal									
Wings (0): NONE										Points in the Paint: Aces 22 (11/24), WINGS 46 (23/40)									
ACES (1): Hammon 3:16 3rd										Biggest Lead: Aces 11, WINGS 7									
										Lead Changes: 10									
										Fast Break Points: Aces 13 (5/6), WINGS 14 (7/11)									
										Times Tied: 10									

2023 REGULAR SEASON STATISTICS



LAS VEGAS ACES (22-2)

PLAYER	GP-GS	MIN	FGM-FGA	FG%	3-POINT		FTM-FTA	FT%	---- REBOUNDS ----			AST	PF-DQ	STL	TO	BLK	PTS/AVG
					FGM-FGA	FG%			OFF	DEF	TOT/AVG						
Wilson, A	24-24	733:02	180 - 324	55.6	4-17	23.5	132 - 172	76.7	51	178	229/9.5	50	54-0	32	36	52	496/20.7
Plum, K	23-23	721:24	158 - 315	50.2	50-137	36.5	78 - 86	90.7	5	52	57/2.5	97	53-0	22	51	0	444/19.3
Young, J	24-24	752:56	163 - 295	55.3	57-117	48.7	74 - 91	81.3	13	85	98/4.1	88	38-0	33	40	3	457/19.0
Gray, C	24-24	767:35	130 - 261	49.8	37-85	43.5	53 - 58	91.4	6	80	86/3.6	165	44-0	37	61	14	350/14.6
Parker, C	18-18	425:26	60 - 129	46.5	17-51	33.3	25 - 28	89.3	16	81	97/5.4	67	35-0	27	31	16	162/9.0
Clark, A	24-1	520:28	59 - 124	47.6	30-76	39.5	16 - 19	84.2	14	57	71/3.0	24	56-0	15	17	3	164/6.8
Bell, K	21-0	221:13	30 - 84	35.7	11-42	26.2	1 - 4	25.0	6	22	28/1.3	8	21-0	10	8	4	72/3.4
Stokes, K	24-6	469:43	26 - 50	52.0	3-16	18.8	8 - 15	53.3	28	110	138/5.8	16	39-0	11	10	28	63/2.6
George, C	16-0	121:50	16 - 53	30.2	5-28	17.9	0 - 0	0.0	9	22	31/1.9	7	18-0	3	17	4	37/2.3
Colson, S	15-0	63:44	4 - 6	66.7	2-4	50.0	3 - 4	75.0	0	5	5/0.3	15	13-0	2	3	1	13/0.9
Joens, A	1-0	02:45	0 - 1	0.0	0-1	0.0	0 - 0	0.0	0	0	0/0.0	0	0-0	0	0	0	0/0.0
Williams, R	DNP																
ACES	24-120	4800:00	826 - 1642	50.3	216-574	37.6	390 - 477	81.8	148	692	1009/42	537	371-0	192	294	125	2258/94.1
OPPONENTS	24-120	4800:00	725 - 1716	42.2	169-503	33.6	270 - 359	75.2	192	612	974/40.6	454	437-0	155	329	71	1889/78.7

PLAYER	---- SINGLE GAME HIGHS ----							---- AVERAGE PER GAME ----							---- AVERAGE PER 48 MIN ----						
	MIN	REB	AST	STL	TO	BLK	PTS	MIN	REB	AST	STL	TO	BLK	PTS	REB	AST	STL	TO	BLK	PTS	
Wilson, A	36:18	15	5	3	3	4	35	30.5	9.5	2.1	1.33	1.5	2.17	20.7	12.5	2.7	1.75	2.0	2.84	27.1	
Plum, K	35:35	5	8	5	4	0	40	31.4	2.5	4.2	0.96	2.2	0.00	19.3	3.2	5.4	1.22	2.8	0.00	24.6	
Young, J	37:32	8	8	4	5	1	30	31.4	4.1	3.7	1.38	1.7	0.13	19.0	5.2	4.7	1.75	2.1	0.16	24.3	
Gray, C	37:09	8	12	4	6	2	25	32.0	3.6	6.9	1.54	2.5	0.58	14.6	4.5	8.6	1.93	3.2	0.73	18.2	
Parker, C	26:29	12	8	5	5	3	15	23.6	5.4	3.7	1.50	1.7	0.89	9.0	9.1	6.3	2.54	2.9	1.50	15.2	
Clark, A	35:08	8	4	2	4	1	11	21.7	3.0	1.0	0.63	0.7	0.13	6.8	5.5	1.8	1.15	1.3	0.23	12.6	
Bell, K	16:02	5	1	2	2	2	12	10.5	1.3	0.4	0.48	0.4	0.19	3.4	5.1	1.4	1.81	1.4	0.72	13.0	
Stokes, K	31:21	17	2	2	2	4	7	19.6	5.8	0.7	0.46	0.4	1.17	2.6	11.8	1.4	0.94	0.9	2.38	5.4	
George, C	15:44	5	2	1	4	2	6	7.6	1.9	0.4	0.19	1.1	0.25	2.3	10.2	2.3	0.98	5.6	1.31	12.1	
Colson, S	10:00	2	3	1	1	1	5	4.2	0.3	1.0	0.13	0.2	0.07	0.9	3.1	9.4	1.26	1.9	0.63	8.2	
Joens, A	02:45	0	0	0	0	0	0	2.8	0.0	0.0	0.00	0.0	0.00	0.0	0.0	0.0	0.00	0.0	0.00	0.0	
Williams, R	DNP																				


DALLAS WINGS (14-10)

PLAYER	GP-GS	MIN	FGM-FGA	FG%	3-POINT		FTM-FTA	FT%	---- REBOUNDS ----			AST	PF-DQ	STL	TO	BLK	PTS/AVG
					FGM-FGA	FG%			OFF	DEF	TOT/AVG						
Ogunbowale, A	24-24	891:36	186 - 462	40.3	67-207	32.4	86 - 97	88.7	12	66	78/3.3	111	66-1	39	66	3	525/21.9
Howard, N	24-24	797:10	166 - 359	46.2	24-84	28.6	66 - 74	89.2	55	142	197/8.2	44	90-2	32	62	29	422/17.6
Sabally, S	24-24	787:01	141 - 326	43.3	37-110	33.6	103 - 118	87.3	61	163	224/9.3	95	83-1	35	67	6	422/17.6
McCowan, T	14-14	381:31	70 - 128	54.7	0-2	0.0	28 - 51	54.9	54	71	125/8.9	20	47-0	9	21	17	168/12.0
Dangerfield, C	20-18	551:26	66 - 150	44.0	17-57	29.8	12 - 15	80.0	11	51	62/3.1	67	24-0	18	22	6	161/8.1
Brown, K	17-5	304:02	43 - 77	55.8	0-1	0.0	30 - 38	78.9	36	63	99/5.8	16	37-0	5	26	13	116/6.8
Siegrist, M	23-0	174:35	29 - 64	45.3	2-10	20.0	14 - 15	93.3	21	12	33/1.4	2	20-0	5	4	4	74/3.2
Sims, O	13-0	202:59	15 - 43	34.9	2-11	18.2	8 - 16	50.0	5	19	24/1.8	47	15-0	6	9	0	40/3.1
Burton, V	24-11	386:41	14 - 60	23.3	8-35	22.9	20 - 22	90.9	12	36	48/2.0	62	39-0	18	14	9	56/2.3
Dickey, J	14-0	87:28	13 - 34	38.2	0-1	0.0	3 - 6	50.0	7	4	11/0.8	1	15-0	4	5	1	29/2.1
Kuier, A	24-0	221:41	21 - 54	38.9	1-14	7.1	6 - 9	66.7	12	41	53/2.2	10	19-0	6	9	15	49/2.0
Joens, A	8-0	13:58	1 - 4	25.0	0-2	0.0	0 - 2	0.0	0	2	2/0.3	0	0-0	1	0	0	2/0.3
DeShields, D	0-0	0	0 - 0	0.0	0-0	0.0	0 - 0	0.0	0	0	0/0.0	0	0-0	0	0	0	0/0.0
Lopez Sénéchal, L	0-0	0	0 - 0	0.0	0-0	0.0	0 - 0	0.0	0	0	0/0.0	0	0-0	0	0	0	0/0.0
WINGS	24	4800	765 - 1761	43.4	158-534	29.6	376 - 463	81.2	286	670	1139/47.5	475	455-4	178	321	103	2064/86
OPPONENTS	24	4800	698 - 1618	43.1	176-538	32.7	389 - 482	80.7	180	589	957/39.9	468	419-4	146	350	98	1961/81.7

PLAYER	---- SINGLE GAME HIGHS ----							---- AVERAGE PER GAME ----							---- AVERAGE PER 48 MIN ----						
	MIN	REB	AST	STL	TO	BLK	PTS	MIN	REB	AST	STL	TO	BLK	PTS	REB	AST	STL	TO	BLK	PTS	
Ogunbowale, A	40:00	6	11	4	6	1	41	37.1	3.3	4.6	1.63	2.8	0.13	21.9	3.5	5.0	1.75	3.0	0.13	23.6	
Howard, N	39:20	14	4	5	6	4	32	33.2	8.2	1.8	1.33	2.6	1.21	17.6	9.9	2.2	1.61	3.1	1.46	21.2	
Sabally, S	40:00	16	10	5	6	2	27	32.8	9.3	4.0	1.46	2.8	0.25	17.6	11.4	4.8	1.78	3.4	0.30	21.4	
McCowan, T	35:36	15	5	2	4	4	21	27.3	8.9	1.4	0.64	1.5	1.21	12.0	13.1	2.1	0.94	2.2	1.78	17.6	
Dangerfield, C	37:10	7	7	4	3	2	18	27.6	3.1	3.4	0.90	1.1	0.30	8.1	4.5	4.9	1.31	1.6	0.44	11.7	
Brown, K	30:02	15	4	1	4	2	21	17.9	5.8	0.9	0.29	1.5	0.76	6.8	13.0	2.1	0.66	3.4	1.71	15.3	
Siegrist, M	19:32	8	1	2	1	2	14	7.6	1.4	0.1	0.22	0.2	0.17	3.2	7.6	0.5	1.15	0.9	0.92	17.0	
Sims, O	26:06	4	8	2	2	0	8	15.6	1.8	3.6	0.46	0.7	0.00	3.1	4.7	9.3	1.18	1.8	0.00	7.9	
Burton, V	37:16	6	9	3	2	3	10	16.1	2.0	2.6	0.75	0.6	0.38	2.3	5.0	6.4	1.86	1.4	0.93	5.8	
Dickey, J	14:16	2	1	2	2	1	10	6.2	0.8	0.1	0.29	0.4	0.07	2.1	5.0	0.5	1.83	2.3	0.46	13.3	
Kuier, A	17:35	5	3	1	2	2	12	9.2	2.2	0.4	0.25	0.4	0.63	2.0	9.6	1.8	1.08	1.6	2.71	8.8	
Joens, A	03:12	2	0	1	0	0	2	1.7	0.3	0.0	0.13	0.0	0.00	0.3	5.7	0.0	2.86	0.0	0.00	5.7	
DeShields, D	0	0	0	0	0	0	0	0.0	0.0	0.0	0.00	0.0	0.00	0.0	0.0	0.0	0.00	0.0	0.00	0.0	
Lopez Sénéchal, L	0	0	0	0	0	0	0	0.0	0.0	0.0	0.00	0.0	0.00	0.0	0.0	0.0	0.00	0.0	0.00	0.0	

Las Vegas Aces

M E D I A C H E A T S H E E T



KIERSTAN BELL
G 6-1 176
FGCU 2nd Yr.




ALYSHA CLARK
F 5-11 167
Middle Tenn. 11th Yr.




SYDNEY COLSON
G 5-8 140
Texas A&M 9th Yr.



CAYLA GEORGE
C/F 6-4 192
Australia 4th Yr.




CHELSEA GRAY
G 5-11 170
Duke 9th Yr.



ASHLEY JOENS
G 6-0 160
Iowa State 1st Yr.




CANDACE PARKER
F/C 6-4 184
Tennessee 16th Yr.




KELSEY PLUM
G 5-8 145
Washington 6th Yr.




KIAH STOKES
C 6-3 191
Connecticut 8th Yr.




RIQUNA WILLIAMS
G 5-7 165
Miami 11th Yr.



A'JA WILSON
F 6-4 195
South Carolina 6th Yr.



JACKIE YOUNG
G 6-0 165
Notre Dame 5th Yr.



BECKY HAMMON
Head Coach



NATALIE NAKASE
Assistant Coach




TYLER MARSH
Assistant Coach




CHARLENE THOMAS-SWINSON
Assistant Coach



TERA GIROUX
Assistant Medical Director



BANDELE TALIB JR.
Head Athletic Trainer



JEREMIAH WELCH
Performance Coach



KRISTIN MOORE
Equipment Manager

PRONUNCIATION GUIDE

- 1 Kierstan Bell
- 7 Alysha Clark
- 41 Kiah Stokes
- 2 Riquna Williams
- 22 A'ja Wilson

Natalie Nakase
Tera Giroux
Lujene Clark
Bandele Talib

PRO-NUN-C-A-SHUN GUYD

KEER-stin
uh-LEE-sha
KEE-uh
rih-QWAHN-uh
A-zhuh (like the continent, Asia)

nuh-KAH-say
TAIR-up guh-ROO
LOO-zhean
ban-DELL TAH-leeb