



# Las Vegas Aces (17-2) vs Phoenix Mercury (4-14)

July 11, 2023 | Michelob ULTRA Arena | Las Vegas, NV | 7 pm PT | TV: SSSSEN | RADIO: ESPN Las Vegas

Game #20, Home Game #11

Aces Media Relations—John Maxwell, (951) 203-3208, [jmaxwell@lasvegasaces.com](mailto:jmaxwell@lasvegasaces.com)

Caroline Williams (725) 289-8896, [cwilliams@lasvegasaces.com](mailto:cwilliams@lasvegasaces.com)

## 2023 Schedule/Results

Date	Opponent	Time/Result
May		
20	@ Seattle (ABC)	W / 105-64
25	@ Los Angeles (CBS SN)	W / 94-85
27	Los Angeles (NBA TV)	W / 93-65
28	Minnesota (CBS Sports Network)	W / 94-73
June		
2	@ Atlanta (ION)	W / 92-87
4	@ Indiana (CBS Sports Network)	W / 84-80
6	@ Connecticut	W / 90-84
8	@ Connecticut (Amazon Prime)	L / 94-77
11	Chicago (ESPN3)	W / 93-80
15	Seattle (Amazon Prime)	W / 96-63
18	Minnesota (NBA TV)	W / 93-62
21	@ Phoenix (NBA TV)	W / 99-79
24	Indiana (NBA TV)	W / 101-88
26	Indiana (CBS Sports Network)	W / 88-80
29	New York (Amazon Prime)	W / 98-81
July		
1	Connecticut (ABC)	W / 102-84
5	Dallas	W / 89-82
7	@ Dallas (ION)	L / 80-78
9	@ Minnesota	W / 113-89
11	Phoenix (CBS Sports Network)	7:00 pm
12	@ Los Angeles (CBS Sports Network)	7:00 pm
15	AT&T WNBA All-Star 2023	
20	@ Seattle (Amazon Prime)	7:00 pm
22	@ Minnesota (ESPN)	12:00 pm
25	@ Chicago (ESPN)	4:00 pm
30	Dallas (CBS Sports Network)	3:00 pm
August		
1	Atlanta	7:00 pm
6	@ New York (ABC)	12:00 pm
8	@ Dallas (CBS Sports Network)	5:00 pm
11	Washington (ION)	7:00 pm
13	Atlanta (CBS Sports Network)	6:00 pm
15	Commissioner's Cup Championship	
17	New York (Amazon Prime)	7:00 pm
19	Los Angeles (ABC)	12:00 pm
22	@ Atlanta (CBS Sports Network)	4:00 pm
24	@ Chicago (NBA TV)	5:00 pm
26	@ Washington (NBA TV)	4:00 pm
28	@ New York (ESPN2)	4:00 pm
31	Washington (Amazon Prime)	7:00 pm
September		
2	Seattle (NBA TV)	6:00 pm
8	@ Phoenix (ION)	7:00 pm
10	\$ Phoenix (ESPN2)	12:00 pm

\$ To be played at T-Mobile Arena  
Commissioner's Cup Games in Blue  
All times Pacific and subject to change

## Hole Cards


<u>Jackie Young</u>	F	5th Year		6-0	Notre Dame '19			
	PPG	RPG	APG	SPG	BPG	FG%	3G%	FT%
2023	19.2	4.0	3.6	1.4	0.1	.572	.489	.824
Career	12.5	4.0	3.7	1.1	0.2	.474	.411	.838
2023 Ranks	8th	---	17th	12th	---	3rd	1st	*25th
Career Notes	2022 WNBA Champ • 2022 All-Star • 2022 Most Improved Player • 2022 1st Team • 2020 U.S. Olympic gold (3x3) • 2019 All-Rookie							



<u>Candace Parker</u>	F	16th Year		6-4	Tennessee '08			
	PPG	RPG	APG	SPG	BPG	FG%	3G%	FT%
2023	9.0	5.4	3.7	1.5	0.9	.465	.333	.893
Career	16.0	8.5	4.0	1.3	1.5	.479	.333	.767
2023 Ranks	---	23rd	15th	9th	18th	23rd	---	---
Career Notes	2016, 2021 WNBA Champ • 2008, 2013 WNBA MVP • 2020 Defensive PoY • 7-time All-Star • 10-time All-WNBA honoree • 2-time U.S. Olympic gold (5x5)							




<u><a href="#">A'ja Wilson</a></u>	C	6th Year		6-4	South Carolina '18			
	PPG	RPG	APG	SPG	BPG	FG%	3G%	FT%
2023	19.4	9.3	2.3	1.3	2.2	.520	.188	.768
Career	19.2	8.5	2.3	1.0	1.8	.478	.347	.802
2023 Ranks	7th	*5th	---	16th	1st	8th	---	---
Career Notes	2022 WNBA Champ • 2020, 2022 M'VP • 4-time All-Star • 3-time All-WNBA honoree • 2018 Rookie of Year • 2020 U.S. Olympic gold & 2-time WC gold (5x5)							



<a href="#">Kelsey Plum</a>	G		6th Year		5-8	Washington '17		
	PPG	RPG	APG	SPG	BPG	FG%	3G%	FT%
2023	19.1	2.3	4.1	0.8	0.0	.504	.387	.896
Career	13.1	2.5	3.9	0.8	0.1	.432	.398	.879
2023 Ranks	9th	---	14th	---	---	12th	19th	10th
Career Notes	2022 WNBA Champ • 2022 All-WNBA 1st Team • 2022 All-Star MVP • 2021 6th PoY • 2020 U.S. Olympic gold (3x3) • 2-time USA WC gold (5x5)							



<u>Chelsea Gray</u>	G	9th Year		5-11	Duke '14			
	PPG	RPG	APG	SPG	BPG	FG%	3G%	FT%
2023	14.4	3.4	6.4	1.5	0.5	.507	.443	.971
Career	12.1	3.0	4.8	1.1	0.2	.464	.384	.869
2023 Ranks	25th	---	3rd	10th	---	10th	3rd	1st
Career Notes	2016, 2022 WNBA Champ • 2022 Finals MVP • 4-time All-Star • 2017, 2019 All-W Teams (2nd, 1st) • 2020 U.S. Olympic gold (5x5), 2022 USA WC gold (5x5)							



## The Turn

Kierstan Bell	G	2nd Year	6-1	FGCU '22	3.5 ppg, 1.6 rpg
Alysha Clark	F	10th Year	5-11	Middle Tennessee	6.8 ppg, 2.6 rpg, .361 3G%
Sydney Colson	G	9th Year	5-8	Texas A&M '11	0.9 ppg, 0.4 rpg, 1.1 apg
Cayla George	C	4th Year	6-4	Australia	2.5 ppg, 1.8 rpg
Kiah Stokes	C	9th Year	6-3	Connecticut '15	2.2 ppg, 5.6 rpg, 1.3 bpg
Riquna Williams	G	11th Year	5-7	Miami '12	DNP



# CONGRATULATIONS!

*If you are reading this, it means that you have made the wise decision to cover a WNBA game featuring the defending WNBA Champion Las Vegas Aces. Odds are, you a member of one of the most prestigious media outlets in the nation, and a talented print, radio or television personality.*

Regardless of how these Game Notes came into your possession, welcome to year 6 of the Las Vegas Aces—our first as the defending WNBA Champs.

These Game Notes are designed to simplify your coverage of the Aces, but in a society that now likes to communicate in ~~140 280-~~ characters or less, 30-second Tik Tok videos, even a modest-sized set of Game Notes like this one can be intimidating.

Over the next 2 pages, we will walk you through the complexities of this document to further enhance your ability to cover the most entertaining team in the WNBA.

Before we begin, we want you to know that we've gone interactive with notes this year. Embedded links will take you to the [interweb page](#) that contains more information on each note or tidbit of information. Click through to your heart's content!

So let's get started. These notes are divided into 3 primary sections: Season Notes, Individual Player Profiles and Statistics.

## Statistics

Let's take these items in reverse order. If all you need are our season statistics, just flip to the end of these notes. Both team's stats are always located on the second to last page.

There is also a separate statistical packet in a different document with more detailed information about both teams.

The back page is the Media Cheat Sheet roster, complete with head shots to help you quickly identify our players.

What about box scores? Some folks like to see the box score from the previous game in Game Notes, while some folks like to peruse all of that season's box scores. Some like to see the box scores from previous meetings between the two teams playing today.

Given all these possibilities, we have decided not to include any box scores ~~because we are lazy~~ in an effort to rid the planet of unnecessary paper waste. All Aces and Sun box scores are located online here: [2023 Aces Box Scores](#) || [2023 Sun Box Scores](#) (PDF)

## Individual Player Profiles

Each player on the roster has at least one page of info in this doc.

*Included in these are ...*

- Notes from the 2023 season
- Notes from previous seasons
- Streaks that paint a statistical picture of the player's most recent efforts.
- Single-season and career highs.
- Career Stats
- Links to a more robust bio online

Additional information is available on each player's online biography, linked from various spots in the notes, including the front page, but these should give you what you need to cover the game.

## Season Notes

This area is divided into 3 primary sections.

As the season progresses, the first notes will be super specific to this year's team and players, and should tell the story of the season, essentially answering the question, "Why do the Aces have the record they have?"

The second section contains interesting milestones or tidbits about this year's team or individuals.

The third section includes information from recent seasons that might (in theory) still have relevance to this year's team.

## Today's Opponent

These pages let you know how the Aces have performed historically against today's opponent.

## Additional Information

Also included in these notes are an Aces' roster, and Pronunciation Guide (page 4).

## Frequently Asked Question

"I have found several typos in this document. Would you like to know about them?"

Yes, we would, but you should know that there are many people in the world who are not happy unless they find fault in the work of others. In an effort to boost their self-confidence, we have intentionally sprinkled several typos in this document to assist them, so we may already be aware of the typos of which you speak.

## Epilogue

If you have any additional questions, please don't hesitate to reach out to the following people:

Director of Media Relations John Maxwell  
(951) 203-3208  
[jmaxwell@lasvegasaces.com](mailto:jmaxwell@lasvegasaces.com)

Assistant Director of Media Relations Caroline Williams  
(725) 289-8896  
[cwilliams@lasvegasaces.com](mailto:cwilliams@lasvegasaces.com)

*Thanks again for your interest in covering the Las Vegas Aces.*

## CLIFFSNOTES: STATISTICAL COMPARASONS

While the Aces' and Mercury's comprehensive season's statistics, box score from the June 21, 2023 contest and stats from their 2022 games can be found in the final pages of these notes and in the additional stats packets we provide, below is your CliffsNotes version for the Aces and Mercury, and where they rank among the league's 12 teams.

Aces	Rank	Stat	Rank	Mercury
93.6	1	PPG	12	77.0
34.8	5	RPG	12	29.6
22.4	2	APG	5	20.0
5.6	1	BPG	3 (tie)	4.9
7.7	3	SPG	11	5.8
.503	1	FG%	3	.450
.382	2	3P%	11	.311
.821	4	FT%	7	.796
114.1	1	OER	11	96.9
95.9	1	DER	11	106.5
18.2	1	Net Rating	12	-9.6
1.76	1	AST/TO	12	1.12
19.8	2	Assist Ratio	4	18.4
17.1	2	Points Off TO	11	13.6
39.6	2	Points in Paint	9	34.2
14.5	3	Opp. Pts off TO	12	18.0
9.9	7	2nd Chance Pts	12	8.3
10.0	5	OPP 2nd Chnc Pts	12	14.3
57.2	1	EFG%	3	50.2

### LOCAL WATCH PARTIES

In addition to the national TV schedule listed on page 1, the remaining 14 Las Vegas Aces games listed at right also will be broadcast locally on FOX5 and/or Silver State Sports & Entertainment Network.

Date	Opponent	Local TV	Date	Opponent	Local TV
July 11	Phoenix	SSSEN	Aug. 13	Atlanta	Fox5 / SSSEN
July 12	@Los Angeles	SSSEN	Aug. 17	New York	SSSEN
July 20	@Seattle	SSSEN	Aug. 22	@Atlanta	Fox5 / SSSEN
July 25	@Chicago	Fox5 / SSSEN	Aug. 24	@Chicago	Fox5 / SSSEN
July 30	Dallas	SSSEN	Aug. 26	@Washington	SSSEN
Aug. 1	Atlanta	SSSEN	Aug. 31	Washington	SSSEN
Aug. 8	@Dallas	Fox5 / SSSEN	Sept. 2	Seattle	SSSEN

### LOCAL LISTENING PARTIES

Aces home games will be featured across the radio airways on ESPN Las Vegas 100.9 FM and 1100 AM. The pregame show will begin 30 minutes prior to the tip.

### 2023 ACES RECORDS

	Season	Home	Road	Streak
Overall	17-2	10-0	7-2	W1
West	9-1	5-0	4-1	W1
East	8-1	5-0	3-1	W5
Commissioner's Cup	8-1	4-0	4-1	W1
Overtime	0-0	0-0	0-0	---
Streak	W1	W10	W1	---

Follow us @LVAces





## Alphabetical

NO	NAME	POS	HGT	WGT	DATE OF BIRTH	EXP	COLLEGE	HOMETOWN
1	Kierstan Bell	F	6-1	176	March 16, 2000	1	FGCU	Alliance, OH
7	Alysha Clark	F	5-11	167	July 7, 1987	10	Middle Tennessee	Denver, CO
51	Sydney Colson	G	5-8	140	August 6, 1989	8	Texas A&M	Houston, TX
13	Cayla George	C/F	6-4	192	May 1, 1989	3	Australia	Queensland, Australia
12	Chelsea Gray	G	5-11	170	October 8, 1992	8	Duke	Hayward, CA
3	Candace Parker	F/C	6-4	184	April 19, 1986	15	Tennessee	Naperville, IL
10	Kelsey Plum	G	5-8	145	August 24, 1994	5	Washington	San Diego, CA
41	Kiah Stokes	C	6-3	191	March 30, 1993	7	Connecticut	Cedar Rapids, IA
2	Riquna Williams	G	5-7	165	May 28, 1990	10	Miami	Pahokee, FL
22	A'ja Wilson	C/F	6-4	195	August 8, 1996	5	South Carolina	Hopkins, SC
0	Jackie Young	G	6-0	165	September 16, 1997	4	Notre Dame	Princeton, IN

**Head Coach** Becky Hammon (Colorado State '99)

**First Assistant Coach** Natalie Nakase (UCLA '03)

**Asst. Coach/Head of Player Development** Tyler Marsh (Birmingham-Southern College '11)

**Assistant Coach** Charlene Thomas-Swinsont (Auburn '87)

**Medical Director** Laura Ramus

**Assistant Medical Director** Tera Giroux

**Head Athletic Trainer** Bandele Talib Jr.

**Performance Coach** Jeremiah Welch

**Massage Therapist** Lujene Clark

## Numerical

NO	NAME	POS	HGT	WGT
0	Jackie Young	G	6-0	165
1	Kierstan Bell	F	6-1	176
2	Riquna Williams	G	5-7	165
3	Candace Parker	F	6-4	184
7	Alysha Clark	F	5-11	167
10	Kelsey Plum	G	5-8	145
12	Chelsea Gray	G	5-11	170
13	Cayla George	C/F	6-4	192
22	A'ja Wilson	C	6-4	195
41	Kiah Stokes	C	6-3	191
51	Sydney Colson	G	5-8	140

## Prior WNBA Experience

NO	NAME	YRS
3	Candace Parker	15
2	Riquna Williams	10
7	Alysha Clark	10
12	Chelsea Gray	8
51	Sydney Colson	8
41	Kiah Stokes	7
10	Kelsey Plum	5
22	A'ja Wilson	5
0	Jackie Young	4
13	Cayla George	3
1	Kierstan Bell	1

## PRONUNCIATION GUIDE

## PRO-NUN-C-A-SHUN GUYD

1	Kierstan Bell	KEER-stin
7	Alysha Clark	uh-LEE-sha
41	Kiah Stokes	KEE-uh
2	Riquna Williams	rih-QWAHN-uh
22	A'ja Wilson	A-zhuh (like the continent, Asia)

Natalie Nakase	nuh-KAH-say
Tera Giroux	TAIR-uh guh-ROO
Lujene Clark	LOO-zhean
Bandele Talib Jr.	ban-DELL TAH-leeb





## FEELING RANK (2023)

	PPG	RPG	APG	SPG	BPG	MPG	FG%	3P%	FT%
Alysha Clark	---	---	---	---	---	---	---	23rd	---
Chelsea Gray	25th	---	3rd	10th	---	15th	10th	3rd	1st
Candace Parker	---	23rd	15th	9th	18th	---	23rd	---	---
Kelsey Plum	9th	---	14th	---	---	21st	12th	19th	10th
Kiah Stokes	---	22nd	---	---	*10th	---	---	---	---
A'ja Wilson	7th	*5th	---	16th	1st	25th	8th	---	---
Jackie Young	8th	---	17th	12th	---	20th	3rd	1st	*25th
Las Vegas Aces	1st	5th	2nd	3rd	1st	---	1st	2nd	4th

\*tie

## COMMISSIONER'S CUP FINALS

The 2023 Commissioner's Cup will be played on Aug. 15 (time TBD), and the Aces not only clinched Western Conference slot, they also secured hosting privileges.

In the Eastern Conference, New York holds the edge over Connecticut, having won both CC games against the Sun this season, should the two teams win their final CC contests.

## CC Games Remaining

July 11	Phoenix @ Las Vegas
July 12	New York @ Indiana
	Connecticut @ Chicago
	Dallas @ Minnesota

## COMMISSIONER'S CUP STANDINGS

### Eastern Conference

Team	W	L	GB	DIFF
1. New York	6	3	-	39
2. Connecticut	6	3	-	33
3. Atlanta	6	4	0.5	-7
4. Washington	5	5	1.5	17
5. Chicago	3	6	3	-56
6. Indiana	2	7	4	-26

### Western Conference

Team	W	L	GB	DIFF
1. *Las Vegas	8	1	-	181
2. Dallas	5	4	3	-2
3. Minnesota	5	4	3	-25
4. Los Angeles	5	5	3.5	6
5. Seattle	4	6	4.5	-52
6. Phoenix	1	8	7	-108

\*Will host the championship game.

## WHAT'S THE DIFFERENCE?

Not surprisingly, the high-scoring Aces own a 181 scoring differential in this year's Commissioner's Cup games. In the brief history of the competition, the largest differential in the first two years was produced by the 2021 Sun (+122) and the 2022 Aces were +102. The 2023 Aces are on pace to smash the previous high-water mark.

## MILESTONE ALERT: 300 BLOCKED SHOTS

A'ja Wilson needs 5 blocked shots to hit the 300-block milestone. She is currently [No. 7 among active players](#), behind Breanna Stewart's 297, and [has blocked more shots than anyone else since entering the league in 2018](#).

## NEVER TIPTOE INTO A SHOOTOUT

In scoring 40 points against the Lynx on July 9, Kelsey Plum not only [upped the franchise scoring standard](#), Plum's 77.78 shooting percentage (14-18 FGs, 6-9 3pt FGs) also [set the bar for all-time WNBA single-game shooting percentage](#) when scoring 40 or more points, eclipsing the 77.27% shot by Liz Cambage when she set the WNBA single-game scoring mark of 53 points.

## Top 5 WNBA Career Field Goal Percentage Leaders

Player	FGs	FG%	PTS	Date	OPP
Kelsey Plum	14-18	77.78	40	7/9/23	Lynx
Liz Cambage	17-22	77.27	53	7/17/18	Liberty
Breanna Stewart	15-21	71.43	45	5/21/23	Fever
Liz Cambage	14-20	70.00	43	8/17/18	Aces
Rhyne Howard	14-20	70.00	43	7/2/23	Sparks

## Top 5 Franchise Career Scoring Leaders

Player	PTS	Date	OPP
Kelsey Plum	40	7/9/23	Lynx
Danielle Adams	39	9/15/13	Dream
A'ja Wilson	39	6/29/19	Fever
Becky Hammon	38	6/30/09	Monarchs
Kayla McBride	38	7/27/18	Wings

## POINT GAWD OR SHOOTING GAWD?

Over her last 44 games, including the 2022 postseason (dating to 7/6/22), the 2022 WNBA Final MVP is averaging 16.4 points and 6.5 assists while connecting on 54.4% from the field, 46.6% from 3-point range, and 92.3% from the free throw line. The Aces are 35-8 over that span.

Only 4 players in WNBA history have averaged more than 16.0 points and 6.0 assists over a full season. None have come close to shooting as well as Gray has over her last 44 games.

	YEAR	PPG	APG	FG%	3G%	FT%
Chelsea Gray	last 44 gms	14.5	6.4	50.3	45.0	97.1
Diana Taurasi	2013	20.3	6.2	45.6	34.6	85.4
Candace Parker	2015	19.4	6.3	48.9	27.9	81.5
Diggins-Smith	2018	17.9	6.2	40.3	29.7	83.9
Sabrina Ionescu	2022	17.4	6.3	41.1	33.3	93.1



## WHAT'S THE DIFFERENCE?

If you want to know which team historically has the best chance at winning the WNBA Championship, look no further than scoring differential—the difference between a team's points scored and points allowed.

In the WNBA's first 26 years, the team that led the league in scoring differential during the regular season won the championship 19 times. The five teams that had a positive double-digit scoring differential all won the title.

Year	Team	Sc. Diff.	Finish
2023	Las Vegas	+14.6	?????
2022	Connecticut	+8.0	WNBA Finals
2021	Connecticut	+9.8	WNBA Semifinals
2020	Seattle	+11.5	Champions
2019	Washington	+12.0	Champions
2018	Seattle	+7.6	Champions
2017	Minnesota	+11.1	Champions
2016	Minnesota	+8.8	WNBA Finals
2015	Chicago	+4.1	East Conf Semis
2014	Phoenix	+9.4	Champions
2013	Minnesota	+9.4	Champions
2012	Minnesota	+9.8	WNBA Finals
2011	Minnesota	+7.9	Champions
2010	Seattle	+7.9	Champions
2009	Phoenix	+4.1	Champions
2008	Detroit	+4.4	Champions
2007	Detroit	+4.6	WNBA Finals
2006	Connecticut	+7.8	East Conf Finals
2005	Sacramento	+6.9	Champions
2004	Seattle	+5.1	Champions
2003	Detroit	+4.6	Champions
2002	Los Angeles	+6.8	Champions
2001	Los Angeles	+8.6	Champions
2000	Houston	+12.8	Champions
1999	Houston	+9.3	Champions
1998	Houston	+12.7	Champions
1997	Houston	+6.3	Champions

## Double-Digit Scoring Differential

Year	Team	Sc. Diff	Finish
2023	Las Vegas	+14.6	?????
2000	Houston	+12.8	Champions
1998	Houston	+12.7	Champions
2019	Washington	+12.0	Champions
2020	Seattle	+11.5	Champions
2017	Minnesota	+11.1	Champions

## FRANCHISE MILESTONE ALERT

With her 6 3-pointers against Minnesota on July 9, Kelsey Plum (325) passed Kayla McBride (323) to [move into 2nd in franchise history for made 3s](#). Becky Hammon owns the franchise record with 498.

Jackie Young (152) needs 3 steals to move past Shannon Johnson (154) and [into the top 10](#). Plum (144) is 11 back, so both will be moving up the ranks of the top 10 for steals in franchise history this season. Sophia Young-Malcolm owns the No. 1 slot with 477.

6 | Aces vs. Mercury | July 11, 2023

## PLEASE PASS THE SALT

Since moving to Las Vegas the Aces have produced the top five seasons for average assists in franchise history, and are on pace to top the season record this year. In fact, before the move the franchise record was 18.9 apg, having never reached the 20 apg mark.

	Year	APG
1.	2023	22.368
2.	2019	20.912
3.	2021	20.875
4.	2022	20.778
5.	2020	20.773
6.	2018	20.242
7.	2012	18.882

## STRONG START, STRONG FINISH?

The Aces had the strongest start in franchise history, racking up 16 victories before their 2nd loss of the season, which came on July 7 at Dallas. It is the third-best start in W history for victories before a 2nd loss on the season. The record is a 20-1 start to the season, accomplished by the 1998 Comets and 2016 Sparks.

Team	Year	Start	Finish
Houston	1998	20-1	WNBA Champion
Los Angeles	2016	20-1	WNBA Champion
Las Vegas	2023	16-1	???

## PASSING FANCY

Against New York on June 29, Jackie Young passed out 6 assists to become the [franchise's 6th player with 500 or more assists](#). Chelsea Gray, who has dropped 512 dimes in an Aces uniform, is now the third current Aces player with 500 or more assists for franchise teams.

Player	Franchise Assists
1. Becky Hammon	1,133
2. Danielle Robinson	841
3. Kelsey Plum	684
4. Sophia Young-Malcolm	554
5. Jennifer Azzi	532
6. Jackie Young	524
7. Chelsea Gray	522

## PAINTING THE TOWN RED

The Las Vegas Aces led the league in points in the paint in 2019, 2020 and 2021, and are [currently neck and neck](#) with the Connecticut Sun, who are scoring 40.0 points in the paint to the Aces 39.6, atop the league rankings this season.

Year	PITP	Rank
2023	39.6	2nd
2022	34.3	5th
2021	41.2	1st
2020	42.7	1st
2019	37.8	1st



## GONE STREAKING ...

**Kierstan Bell**—Has 7 steals in 16 games this season after just 2 in 21 games last year... Has made 9 3s in 16 games this year after making 3 during the entire 2022 campaign.

**Alysha Clark**—Averaging 7.3 points per game over her last 7 games after averaging 4.7 over her previous 7 games...Scored in double figures 5 times, including 2 of last 3 games.

**Sydney Colson**—Has played in 12 of 19 games this year ... has dished out at least 1 assist in each of the last 3 games played.

**Cayla George**—Scored 4+ points in 4 of 12 games played ... Has grabbed at least 1 rebound in 11 of 12 games played...Averaged 2.7 rpg over last 3 games played.

**Chelsea Gray**— Made 11-straight free throws in her first 7 games and 21-straight over her last 7 games ... has missed just 1 of 34 attempts from the line this season... Has at least 2 made 3s in 13 of 19 games ... Dished out 6+ assists in 12 of 19 games ... Shooting career-high 97.1% from the line.

**Candace Parker**—Did not play in July 9 game versus Minnesota (right ankle) ... Made 40 of her last 69 shots (.580) from the field after starting the season going 20 for 58 (.345) ... Has made 11 of her last 24 shots (.458) from distance after making 2 of her previous 18 ... Shooting a career-best 89.3% from the charity stripe (25-28 FTs) ... averaging 11.5 ppg, 5.8 rpg and 4.8 apg over last 10 games after 7.9 ppg, 4.9 rpg and 2.4 apg in first 8 games.

**Kelsey Plum**—Did not play in the July 5 game versus Dallas due to a non-COVID illness...shooting 67.4% (29-43) from the field and 61.9% (13-21) from 3-point over her last 3 games after making just 47.6% of her field goals and 31.6% from afar in the previous 3 contests ... Has made 3+ 3-pointers in 8 of last 11 games...Shot 97.4% (38-39) from the line in her last 10 games.

**Kiah Stokes**—Averaging 6.0 rpg over her last 7 games after grabbing just 3.6 over the previous 7 games ... Has at least 1 blocked shot in 13 games, including 4 with 3 or more blocks... Received first starting nod of the year on July 9.

**Riquna Williams**—Has yet to play in 2023 (back).

**A'ja Wilson**—Averaging 10.2 rebounds and 2.0 blocks over her last 11 games, and reached double-digit rebounds in 9 of those games...Has played in 117 consecutive games, which is the longest active streak in the W ... Shot 82.6% (38-46 FTs) from the line over the past 6 games...Has at least 1 blocked shot in each of past 4 games and 9 of last 10.

**Jackie Young**—Has scored in double figures in every game this season and scored 20+ points 9 times ... Shot 4 for 11 (.364) on June 24 after making 27 of 42 shots (.643) over previous 3 games ... Has made 31 of her last 61 3s (.500) over last 11 games after going 2 for 9 (.222) over her previous 3 contests ... made 26 of her past 29 free throw attempts...Dished out 3+ assists each of last 5 and 12 of 19 games overall.

**Aces Offense**—Scored 90+ points in 14 games this year, including 4 100-point games ... Scoring differential through the first 18 games (+14.6) is the largest scoring differential over that span by any team in WNBA history ... The Aces current 15-game home winning streak is the longest in franchise history. The streak of 15-straight (or more) home wins has been accomplished 8 times in WNBA history, and the record is 28 by the Sparks in 2000-02.

**Aces Defense**—The Aces have allowed opponents just 78.9 ppg (2nd lowest in the league) and 42.2% shooting from the field (3rd), scoring 17.1 points off turnovers (2nd) and have sent opponents to the line a league-low of 15.3 times a game.

## GONE STREAKING, TAKE 3

The Aces on June 8 had their 11-game winning streak, which included their 4-0 run to close the 2022 regular season, halted by the Sun. It was the [longest winning streak for the team since moving to Las Vegas](#), and the second-longest in franchise history. The franchise record is 12-straight Ws, set by the San Antonio Silver Stars from June 24-Aug. 12, 2012.

Aces went streaking again and won 9-straight contests before the July 7 loss at Dallas, marking is the third-longest streak in franchise history.

Team	Wins	Dates
Silver Stars	12	June 24, 2021-Aug. 21, 2012
Aces	11	Aug. 7, 2022-June 6, 2023
Aces	9	June 11, 2023-July 5, 2023

## ALL ABOUT THAT PACE

The Aces have played at one of the fastest paces in the league since moving to Las Vegas as measured by possessions per 40 minutes.

	2018	2019	2020	2021	2022	2023
Pos/40	82.4	82.3	82.6	82.5	82.2	82.18
Rank	1st	2nd	1st	1st	1st	3rd

## SCARCER THAN PINK BARBIE PAINT

Prior to 2023, only 8 teams in the history of the WNBA have breached the 40 points in the paint mark by the end of the season, including the 2020 Aces, who set the benchmark with an average of 42.7 points in the paint. Through 17 games, the Aces again were scoring over the 40-point mark in the paint [before dropping to just below that mark after the July 7 game at Dallas](#). Should they rise back up and finish at 40 or above, this year's Aces would be the 9th team to accomplish the feat. Connecticut also is making a run at the rare mark this year.

Team	Year	PITP
Las Vegas	2020	42.7
Chicago	2022	42.1
Mercury	2010	41.8
Atlanta	2011	41.4
Las Vegas	2021	41.2
Atlanta	2010	40.4
Los Angeles	1997	40.3
Atlanta	2009	40.1
Connecticut	2023	40.0
~~~		
Las Vegas	2023	39.6



## TOP OF THE PECKING ORDER

Seven teams in WNBA history have boasted both the best offense and defense in the same season as measured by [Offensive \(OER\)](#) and [Defensive Efficiency Ratings \(DER\)](#)—points scored and allowed per 100 possessions. Twelve games into the 2023 season, the Aces have their sights set on becoming the 8th, currently ranking first for both OER and DER. Six of those teams ended up winning the title \*.

Team	Year	OER	DER
Houston *	1998	104.1	86.7
Houston *	1999	104.4	91.4
Houston *	2000	109.1	90.8
Phoenix *	2014	106.4	94.1
Minnesota	2016	107.4	96.6
Minnesota *	2017	108.5	94.4
Seattle *	2020	108.3	93.3
Las Vegas	2023	114.1	95.9

## THAT'S OFFENSIVE

The Aces have had one of the best offenses in the league since making the move to Las Vegas. In 2020 they ranked 2nd in the WNBA in Offensive Efficiency, and in each of the past two years they finished 1st, and rank [1st through 18 games in 2023](#).

Year	OER	Rank
2018	102.0	6th out of 12
2019	99.1	5th out of 12
2020	107.3	2nd out of 12
2021	107.1	1st out of 12
2022	109.6	1st out of 12
2023	114.1	1st out of 12

## WARNING: EVEN MORE OFFENSIVE

Not one single team in the history of the league has finished the season with a final offensive rating in the teens. In 2019 the Washington Mystics came close with an all-time W record 112.9 offensive rating.

From 1997-2015, it was rare for teams to even round out the year in triple digits. From then, there was a sudden jump and, aside from 2019 when only 3 teams closed the year in triple figures, the majority teams from 2016-2022 finished with a 100+ offensive rating.

It is quite possible that the Aces, [currently boasting a 114.1 OER](#), will not only finish with an offensive rating over 100, but they could set a new high-water mark in the process.

## MILESTONE WATCH: DEFENSIVE BOARDS

Candace Parker has 2,846 defensive rebounds in her career and needs 29 to overtake Sylvia Fowles (2,874) and become the [all-time WNBA career leader for defensive boards](#).

## HIGH ROLLERS

The Aces scored 90+ points in each of their first 5 games in 2023, becoming the only team in league history to accomplish that feat. In fact, [no other team has scored 90+ in each of the first three games of the season](#).

Las Vegas also scored 90+ points in 6-straight games dating back to 2022, which is the 2nd longest such streak in W history (Phoenix, 2010, 7 straight). Indiana ended the Aces run by holding them to 84 points on June 4. The Aces have now scored 90+ points in 14 of 19 games this season, including 4 with 100+ points, and are averaging a league-high 93.6 ppg.

## ACES IN THE COMMUNITY

### \$16,500 AND COUNTING EARNED FOR NAMI SOUTHERN NEVADA

For each Commissioner's Cup win this season, teams earn \$2K to donate to a charity of their choice and \$500 for each loss. The Aces are playing for NAMI (National Alliance on Mental Illness) Southern Nevada, and have earned \$16,500 for the organization through 9 CC games (standings page 5). The Aces' game against Phoenix marks their final Commissioner's Cup contest, and they are hoping to up the contribution to NAMI Southern Nevada to \$18,500.

NAMI is the nation's largest grassroots mental health organization dedicated to building better lives for the millions of Americans affected by mental illness, and relies on gifts and contributions to support its important work throughout Southern Nevada.

### FLYING ACES

The Aces continue making an impact in the community in a variety of ways. On June 9, BUCKET\$ and Aces staff members visited Nellis Air Force Base where they met with troops, toured the fitness facility and flightline, and passed out Aces gear and tickets for the July 5 "Heroes of the House" Aces game as a way of saying thank you for all they do.

### NUMBER IX, NUMBER IX, NUMBER IX

After a successful inaugural event in 2022, which celebrated the 50th anniversary of the passage of Title IX, [this year's The IX Awards](#) again recognized outstanding people who have been instrumental in the fight for equality in sports and beyond.

Held June 13 at Allegiant Stadium, The IXs honored Wyomia Tyus with the Legacy Award, Jackie Joyner-Kersey with the Icon Award, Jessica Mendoza with the Game Changer Award, Elaine Wynn with the Impact Award and Annick Haczekiewicz with the Next Gen Award.

Emceed by Chris Spencer, the IXs features performances by Judith Hill and Broadway in the Hill, and concluded with a 30-minute fireside chat with Tyus.

Highlights from the 2022 The IXs celebration included a fireside chat with Billie Jean King, who was recognized with the Legacy Award, and members of the 1996 U.S. Olympic Women's Basketball Team, who collectively earned the Game Changer Award.



## BOOM! BOOM! OUT GO THE LIGHTS!

The Aces, who are shooting a league-high 50.3% field goal percentage, have put up the top 2 and [6 of the top 10 single-game field goal percentage marks](#) in the league this year.

Team	Date	OPP	FG%	FGM	FGA
1. Aces	7/9	Lynx	59.72	43	72
2. Aces	6/11	Sky	58.46	38	65
3. Aces	6/29	Liberty	57.97	40	69
4. Sky	6/30	Sparks	56.92	37	65
5. Dream	6/18	Fever	56.06	37	66
6. Liberty	6/11	Wings	55.71	39	70
Aces	6/15	Storm	55.71	39	70
8. Aces	6/21	Mercury	55.39	36	65
9. Fever	7/7	Mystics	55.00	33	60
10. Aces	5/20	Storm	54.80	40	73
Fever	6/6	Sky	54.80	40	73

## IF A T(H)REE FALLS IN THE WOODS ...

Although the Aces have been one of the best 3-point shooting teams over the past 5 years, it wasn't always a big part of their arsenal. In 2022, the Aces utilized the 3-pointer to a much greater degree, and are slightly trailing the use of 3s in 2022 so far this season.

	2018	2019	2020	2021	2022	2023
3PFG%	34.6	36.7	36.6	37.5	36.1	38.2
Rank	7th	1st	4th	2nd	2nd	2nd

	2018	2019	2020	2021	2022	2023
3PA/G	10.9	15.0	11.5	13.5	26.4	24.3
Rank	12th	12th	12th	12th	3rd	3rd

## 50-40-90 TABLE FOR 3?

In 2019, Washington Mystics guard/forward Elena Delle Donne became the first, and to date only, member of the WNBA's 50-40-90 club by finishing a season with a field goal percentage of 50% or higher, a 3-point field goal percentage of 40% or higher, and a free throw percentage of 90% or higher while qualifying for league leadership in each category.

Chelsea Gray and Jackie Young are both knocking on the door of the 50-40-90 club. Gray is currently shooting 50.7% from the field, 44.3% from 3-point range, and 97.1% from the charity stripe, and would join the exclusive club if the season ended today. Young currently sits at 57.2 FG%, 48.9 3pt FG% and 82.4 FT%, which would put her on the outside looking in, but still at an impressive 50-40-80.

## (RE)BOUNDING ALONG

A'ja Wilson currently sits [in the No. 3 spot for rebounds in franchise history](#). With 1,432 boards, Wilson needs 98 to draw even with No. 2 Margo Dydek (1,530). If she keeps the same pace (9.3 rpg.) she has had through the first 19 games of the season, Wilson will sit alone at No. 2 later this year.

Player	Rebounds
1. Sophia Young-Malcolm	1,807
2. Margo Dydek	1,530
3. A'ja Wilson	1,432

## BE YOUNG, BE DOPE, BE PROUD

One year after Kelsey Plum took a run at the franchise record for scoring average in a season, A'ja Wilson is pushing to take each of the top 3 spots on the list, Jackie Young is inching toward the top 5 and Plum is looking for another top 5 scoring finish.

Player	Year	PPG
1. A'ja Wilson	2018	20.67
2. A'ja Wilson	2020	20.46
3. Kelsey Plum	2022	20.17
4. A'ja Wilson	2023	19.42
5. A'ja Wilson	2022	19.53
6. Becky Hammon	2009	19.48
7. Jackie Young	2023	19.16
8. Kelsey Plum	2023	19.06

## FIVE YEAR BULL MARKET

Jackie Young, Phoenix's Sophie Cunningham and Chicago's Marina Mabrey are trying to join a group of just 15 WNBA players who managed to increase their scoring averages every season from year 2 to year 5. Through her first 11 games, Cunningham bettered her 2022 average, has dropped since then but has plenty of games remaining in the season to better her fourth-year average.

	JY	SC	MM
2019	6.6	3.1	4.0
2020	11.0	5.0	10.0
2021	12.2	5.6	13.3
2022	15.9	12.6	13.6
2023	19.2	11.3	15.2

## ALL SHE DOES IS WIN, WIN, WIN

When Jackie Young turned 25 last September 16, she had 87 regular season wins to her credit—one off the record for most wins prior to turning 25 held by Minnesota Lynx legend Maya Moore (88).

Mwadi Mabika holds the league mark for [wins through her 26th birthday](#) with 112. Las Vegas needs to win 9 more games this year in which Young plays for her to top Mabika's mark.

Player	Wins
1. Mwadi Mabika	112
2. Maya Moore	107
3. Jackie Young	104

## BE ... AGGRESSIVE. B. E. AGGRESSIVE

Since moving to Las Vegas, the Aces have worn out a path to the free throw line, finishing 1st in the league in free throw attempts 3 times. The pace to the line has slowed in 2022 and 2023, with the Aces taking fewer attempts than in any previous year in Las Vegas.

	2018	2019	2020	2021	2022	2023
FTA/G	23.5	21.5	23.4	22.1	19.8	19.4
Rank	2nd	1st	1st	1st	3rd	7th





## #WINNING

Candace Parker has helped her teams earn 268 regular season victories in her career. That ranks No. 8 all-time among league leaders, and No. 2 among active players, behind Diana Taurasi. She needs 18 more to move into a tie with Tina Thompson for 7th place. Sue Bird is the all-time leader with 333 career wins.

Player	Wins
1. Sue Bird	333
2. Lindsay Whalen	323
3. Swin Cash	294
Rebekkah Brunson	294
5. DeLisha Milton-Jones	291
6. Diana Taurasi	289
7. Tina Thompson	286
8. Candace Parker	268
9. Tamika Catchings	263
10. Tanisha Wright	255

## LOOK AT ALL THE PEOPLE HERE TONIGHT

The Aces broke their the Las Vegas-era franchise attendance record multiple times last season. They started 2023 off with the second-most fans in attendance in their home opener—the most ever in a non-playoff game—and hit the 10,000 mark again on July 5. Through 10 home games in 2023, the Aces are averaging a league-best 8,931 fans per game, and have 4 of the 10-best attended games in Las Vegas Aces history.

Date	Opponent	Attendance
Sept. 13, 2022	Connecticut *	10,211
May 27, 2023	Los Angeles	10,191
July 5, 2023	Dallas	10,177
Sept. 11, 2022	Connecticut *	10,135
Aug. 14, 2022	Seattle	10,015
Aug. 28, 2022	Seattle *	9,944
June 11, 2023	Chicago	9,786
Aug. 31, 2022	Seattle *	9,755
Oct. 8, 2021	Phoenix *	9,680
June 29, 2023	New York	9,587

\* Playoff Game

## SILENT BUT DEADLY

The soft-spoken Jackie Young has been deadly from distance since the start of the 2022 season, and Kelsey Plum isn't far behind. [Young ranks 1st](#) and Plum, who has made the most 3-pointers (154) during that span, is tied for 4th in 3-point percentage among players with a minimum of 50 3-point field goals made over that span.

Player	3PM	3PA	3P%*
Jackie Young	96	210	45.71
Moriah Jefferson	55	125	44.00
Marine Johannés	77	186	41.40
Kelsey Plum	154	375	41.07
Lexie Brown	74	183	40.44

## JUST WIN, BABY!

The Aces have won more regular season games than any other WNBA team since the start of the 2019 season.

Team	Wins
Las Vegas	106
Connecticut	98
Seattle	83

Las Vegas has also averaged the most points per game over that same time span ...

Team	PPG
Las Vegas	88.4
Chicago	84.2
Washington	82.3

... and has the highest field goal percentage ...

Team	FG%
Las Vegas	46.27
Chicago	45.94
Minnesota	45.01

... and the highest 3-pt field goal percentage ...

Team	3FG%
Las Vegas	36.86
Seattle	36.31
Connecticut	35.08

## ONE GOOD TURNOVER DESERVES ANOTHER

The Aces took care of the basketball better than anybody in the WNBA in each of the past 3 seasons. In 2021 and 2022 they took better care of it than anybody in WNBA history.

### Turnover Percentage Rank

	2020	2021	2022	2023
Las Vegas	15.2	14.1	14.1	15.5
Rank	1st	1st	1st	1st

### All-Time Turnover Percentage Leaders

Team	Year	TO%
Las Vegas	2021	14.1
Las Vegas	2022	14.1
Atlanta	2021	14.8

## YOUNG, WILD & FREE

Jackie Young put up 28 points on June 15, but not a single one came from the free throw line. In fact, she wasn't even sent to the line once in the game.

Young's 28 points (12-18 FGs, 4-7 3PT FGs) are the second-most by a player who did not attempt a free throw in Aces franchise history. Becky Hammon owns the top spot with 30 points versus Phoenix on Aug. 22, 2010.



## R-E, R-E-B, R-E-B-O-U-N-D, RE-BOUND

Over the previous 4 seasons, the Aces recorded the 4 highest defensive rebounds per game averages in WNBA history. The 2023 Aces and Liberty are currently sitting among the top 5 and vying to break into the top 3 places on the list.

Year	Team	DRPG
2021	Las Vegas	31.28
2019	Las Vegas	29.62
2020	Las Vegas	29.27
2023	New York	28.82
2023	Las Vegas	28.53
2022	Las Vegas	28.42
2021	Seattle	28.41

The Aces hold [the top 2 marks for most defensive rebounds in a regulation game in WNBA history](#), with 44 at Seattle on May 20, 2023, and 43 at Los Angeles on July 1, 2022. The Mercury grabbed 47 defensive rebounds against the Stars on June 7, 2014, but that was a double-overtime game.

## MST3K

A'ja Wilson reached the 3,000 career point mark against the Sun on June 8 ([watch it here](#)). At 26 years, 303 days, she became the [fifth youngest player to score 3,000 points in her career](#) (Lauren Jackson, 25 years, 27 days).

Wilson also reached the 3,000-points pinnacle in her 157th game, [which is the 7th fewest games needed to reach the mark](#) (Elena Delle Donne, 148).

## ALL RIGHT NOW

A'ja Wilson has made a living at the free throw line, leading the league in attempts in each of her first 3 seasons in the league, while finishing 2nd in 2021 and 3rd in 2022. She is back at No. 1 again this year.

	2018	2019	2020	2021	2022	2023
FTA/G	7.5	5.5	6.8	6.2	5.2	7.3
Rank	1st	1st	1st	2nd	3rd	1st

[Since the start of the 2018 season](#), Wilson has taken over 300 more free throws than her nearest competitor.

Player	FTAs
A'ja Wilson	1061
DeWanna Bonner	757
Breanna Stewart	745

## FAST 50

No, not another Fast & The Furious sequel. Becky Hammon has 43 wins in her first 55 games as a head coach in the W, and could become the 2nd fastest coach to win 50 games. Michael Cooper tops the list with 50 victories in his 1st 57 games on the sidelines.

Coach	Gm #
Michael Cooper	57
Van Chancellor	63
Carol Ross	71

## NOTHIN' BUT NET

The Aces made 59.7% (43-72) of their field goal attempts against the Lynx on July 9, which was [the best shooting percentage in a game by any team this season](#). It also tied the single-game percentage record for the Aces since the team moved to Las Vegas (59.72%, 43-72 FGs vs. Atlanta, July 4, 2021).

The Aces are netting [50.3% of their shots from the field](#) and hitting an even deadlier [57.1% of their 2-point shots this year](#). Not only do those numbers lead the league, they would also bypass the 2020 Sky for the all-time WNBA season records in both categories, should they keep up the pace through the end of the year.

Team	Year	FG%
Las Vegas	2023	50.35
Chicago	2020	49.13
Los Angeles	2016	48.71
Team	Year	2PT%
Las Vegas	2023	57.11
Chicago	2020	55.66
Chicago	2022	54.23

## ALL SHE DOES IS WIN 2

Not only did Becky Hammon lead the Aces to their first championship during her inaugural season at the helm, but she also boasts [the highest winning percentage of any coach in WNBA history](#) who has coached at least 15 games in the league.

Coach	W	L	PCT
Becky Hammon	43	12	.782
Van Chancellor	211	111	.655
Cheryl Reeve	290	159	.646
Carol Ross	58	32	.644
Joe Bryant	40	24	.625

The only coaches with a higher winning percentage in league history are Ryan Weisenberg and Karleen Thompson, who combined to go 11-3 (.786) as the co-head coaches of the Los Angeles Sparks in 2004. The duo replaced Michael Cooper who resigned midway through the season to become the head coach of the Denver Nuggets.

## SLIDE OVER COACH

Entering 2022, Becky Hammon owned 5 of the top 6 slots on the Aces franchise leader board for made 3s in a season. Kelsey Plum topped that mark in the 26th game of the year last season.

Player	Year	Team	3PM
Kelsey Plum	2022	LV	113
Becky Hammon	2012	SA	80
Becky Hammon	2008	SA	77
Becky Hammon	2009	SA	76
Becky Hammon	2011	SA	75
Shanna Zolman	2007	SA	74
Becky Hammon	2007	SA	74



## A'JA WILSON, FUTURE ACES GM?

A'ja Wilson [broke the franchise record](#) for most double-doubles in a career in the final game of the 2022 season, and now has 66 to her credit.

Player	<a href="#">2B-2B</a>
A'ja Wilson	66
Natalie Williams	53
Margo Dydek	41

[Since being drafted in 2018, Wilson has the second most double-doubles in the league](#), ahead of teammate Candace Parker, who lists at No. 4, and Wilson has drawn even with Sylvia Fowles atop the list.

Player	<a href="#">2B-2B Since 2018</a>
Sylvia Fowles	66
A'ja Wilson	66
Jonquel Jones	48
Candace Parker	47
Alyssa Thomas	44

## BOARD ALLERGIES

Offensive Rebound Percentages have been declining for years now as teams have relied more and more on the 3-pointer shot as a weapon.

From 1997-2003, no team grabbed fewer than 30 percent of available offensive rebounds.

From 2004-09, 7 teams grabbed fewer than 30 percent.

In 2022, 7 teams finished below 30 percent, including the Aces, whose percentage was the fourth lowest in WNBA history.

This season, [9 teams are below 30 percent](#), and the 2023 Aces and Mystics are both threatening to break into the top 5 at the end of the season.

Team	Year	ORPct
Los Angeles	2021	23.3
Seattle	2015	23.5
New York	2021	24.1
Washington	2023	24.4
Las Vegas	2022	24.5
Las Vegas	2023	24.9

## RAISE THE STAKES

The Las Vegas Aces produced a five-part docuseries that chronicles the team's journey to winning the 2022 WNBA Championship. If you've not watched it yet, follow the links below to follow along as we recap the historic season.

- Watch: [The Becky Hammon Era](#)
- Watch: [Enter the Maestro](#)
- Watch: [Always Remember Who You Are](#)
- Watch: [A Storm is Coming](#)
- Watch: [A New Team is Crowned](#)

## HIGH SCORERS

The 2010 Phoenix Mercury hold the league record for scoring average in a season, but the Aces have a chance to break that mark in 2023.

Year	Team	<a href="#">PPG</a>
2010	Phoenix	93.882
2023	Las Vegas	93.632
2009	Phoenix	92.824
2022	Las Vegas	90.444
2019	Washington	89.265
2021	Las Vegas	89.250

In addition, since [2020, when they averaged 88.7 ppg, the Aces have increased their scoring year over year](#) and upped the franchise scoring record in the process. Further, only 7 teams in franchise history averaged more than 80 points in a season.

RK	YEAR	AVG PTS
1.	2023	93.6
2.	2022	90.4
3.	2021	89.3
4.	2020	88.7
5.	2018	84.4
6.	2019	82.2
7.	2012	82.1

## 6.37 SHADES OF GRAY

Chelsea Gray recorded the 2nd greatest passing season in franchise history in 2021, took a run at the top assists averaged mark again in 2022, and is even closer to taking over the No. 1 slot this year.

Player	Year	<a href="#">APG</a>
Danielle Robinson	2013	6.72
Chelsea Gray	2023	6.37
Chelsea Gray	2022	6.06
Chelsea Gray	2021	5.91
Becky Hammon	2011	5.82

While she didn't break the most assists averaged record, Gray did break the franchise record for total assists in a season last year.

Player	Year	<a href="#">Assists</a>
Chelsea Gray	2022	212
Becky Hammon	2011	192
Chelsea Gray	2021	189
Kelsey Plum	2022	184
Becky Hammon	2012	176

## STARTER KIT

The Aces starters set a WNBA record in 2022 by scoring more points than any starting five in league history. Las Vegas is on pace to break that mark again in 2023.

Team	Year	<a href="#">PPG</a>
Las Vegas	2023	80.3
Las Vegas	2022	77.5
Phoenix	2007	75.1
Dallas	2023	72.5
Phoenix	2018	71.9
Phoenix	2010	71.9



## ACES THEME NIGHTS

Throughout the season the Las Vegas Aces are celebrating fans of all ages and backgrounds in a variety of ways.

On May 27 members of the 2022 WNBA Championship team received their rings and the championship banner was unfurled from the roof. The next day the first 7,500 fans were given a replica banner to commemorate the Aces first WNBA title. But that was just the beginning. June 11 was Kids Day, on June 15 the Aces celebrated Pride Month, June 26 was Bobblehead Night, featuring giveaways of limited-edition 2022 WNBA Finals MVP Chelsea Gray bobbleheads, and July 5 honored members of the military, first responders and all local heroes on Heroes of the House Night.

### July 11 vs. Phoenix: Sneakerhead Night

Love shoe culture? Prove it! Fans are encouraged to show “heat on the feet” and come dressed in their hottest sneakers. The first 5,000 fans in attendance will receive a pair of custom Las Vegas Aces socks.

### Aug. 1 vs. Atlanta: Breast Health Awareness Night

The Aces are asking fans to pink out the house as the organization raises awareness for cancer. The first 5,000 fans in attendance will receive pink thundersticks. Fans are encouraged to fill out “I Play For” signs to honor those past and present fighting cancer. Special moments throughout the game will pay tribute to survivors and honor lives lost.

The Aces will once again be joining forces to raise funds benefitting the [Kay Yow Cancer Fund](#) while simultaneously raising awareness around Triple Negative Breast Cancer. This game is about more than a competition. This game is about stopping the clock against cancer! Fans have the opportunity to join the Aces by participating in the “Shooting For a Cure” Pledgert Campaign.

### Aug. 18 vs. Los Angeles: Alumni Night

It's time to celebrate and honor the history of the Aces as we honor alumni. The franchise will be bringing back former players who played for the Utah Starzz (1997-2002), the San Antonio Stars (2003-2017) and Las Vegas Aces (2018-current). These players have shattered expectations on and off the court. They have stood at the forefront of advancement, inclusion and social change, and following the game fans will have the opportunity to attend an autograph session with franchise alumni.

### Sept. 10 vs. Phoenix: Fan Appreciation Day

The Aces will celebrate and show appreciation to their loyal and dedicated fanbase! All fans in attendance will receive an exclusive team poster, and the Aces will thank the fans with in-game giveaways, contests and 40% off at in-arena retail locations.

## LOW ON RESERVES

Las Vegas' bench averaged a league record 35.0 points per game in 2020. Only 7 other teams in WNBA history have averaged more than 30 points per game from their reserves.

Two years later, in the Aces' championship season, the bench averaged 12.9 points—12th in the league. [This year, Las Vegas' reserves are averaging 13.3 points per game \(2nd fewest in the league\)](#), with the Dallas Wings “leading” the way with 11.1 per game.

## DOUBLE NICKLE

You've heard of the double-double, but probably not the double-nickel. That's because the feat of [blocking 5 shots and picking up 5 steals](#) in the same game has only been done twice in WNBA history.

Candace Parker was the first to pull it off blocking 6 shots and recording 5 steals as a member of the Los Angeles Sparks in a double overtime game against Indiana on May 29, 2008. Natasha Howard accomplished it while playing for the Seattle Storm in a regulation game against the New York Liberty on August 6, 2018.

## AGE IS ONLY A NUMBER

When Candace Parker suited up for the Aces in the team's season opener she became the 6th-oldest player in franchise history to see action in a regular season game.

Player	Years, Days	Date
Tully Bevilaqua	40y, 66d	Sep. 23, 2012
DeLisha Milton-Jones	38y, 311d	July 19, 2013
Adrienne Goodson	37y, 334d	Sep. 17, 2004
Becky Hammon	37y, 159d	Aug. 17, 2014
Vickie Johnson	37y, 150d	Sep. 12, 2009
Candace Parker	37y, 30d	May 20, 2023

## HEY NOW, YOU'RE AN ALL-STAR

[Three members of the Las Vegas Aces—A'ja Wilson, Chelsea Gray and Jackie Young—were named starters for the 2023 AT&T WNBA All-Star Game](#) and one, [Kelsey Plum, was named as a reserve](#). Wilson was the leading All-Star vote-getter for the second consecutive season, and will serve as a team captain for the third time in her career.

## MONTHLY AWARD WINNERS

Las Vegas Aces Head Coach Becky Hammon and forward/center A'ja Wilson earned WNBA Coach of the Month and Western Conference Player of the Month honors, respectively, [for leading the Aces to a league-best 10-1 record in June 2023](#). It's Hammon's second such honor and sixth for Wilson.

## WEEK 5 PLAYER OF WEEK

[A'ja Wilson earned Western Conference Player of the Week](#) honors for helping power the No. 1 Aces to a 2-0 record for the week ending June 25. It is Wilson's 11th such honor after she earned it 5 times in 2022, twice in 2019 and once each in 2021, 2020 and 2018.



# ACES' ALL-TIME RESULTS VS. MERCURY



## Regular Season History

Overall 42-53  
Home 24-24  
Road 18-30  
Overtime 2-3

## Playoff History

Overall 5-9  
Home 4-4  
Road 1-5  
Overtime 0-0

## Overall History

Overall 47-62  
Home 28-27  
Road 19-35  
Overtime 2-3

## Streaks (incl playoffs)

Overall W 6  
Home W 4  
Road W 3  
Overtime W 1

Date	H/A	Opponent	W/L	LV	PHO
July 3, 1997		Phoenix	L 1	55	77
July 12, 1997		Phoenix	W 1	52	51
Aug. 6, 1997	@	Phoenix	L 1	46	78
Aug. 17, 1997	@	Phoenix	L 2 (OT)	63	71
June 26, 1998	@	Phoenix	L 3	63	98
July 27, 1998		Phoenix	W 1	90	80
Aug. 8, 1998	@	Phoenix	L 1	62	68
Aug. 17, 1998		Phoenix	L 2	64	75
July 12, 1999		Phoenix	L 3	66	80
July 27, 1999	@	Phoenix	L 4	73	86
Aug. 13, 1999		Phoenix	W 1	67	64
Aug. 20, 1999	@	Phoenix	W 2	70	62
June 6, 2000		Phoenix	W 3	76	61
July 14, 2000		Phoenix	W 4	87	84
July 19, 2000	@	Phoenix	L 1	76	86
May 30, 2001	@	Phoenix	W 1	81	62
July 21, 2001	@	Phoenix	L 1	50	59
Aug. 10, 2001		Phoenix	W 1	69	57
June 1, 2002	@	Phoenix	L 1	66	71
July 13, 2002		Phoenix	W 1	75	66
July 26, 2002		Phoenix	W 2	74	61
May 28, 2003	@	Phoenix	L 1	50	51
June 5, 2003		Phoenix	W 1	70	55
July 5, 2003		Phoenix	W 2	81	70
Aug. 22, 2003	@	Phoenix	L 1	62	89
June 26, 2004	@	Phoenix	W 1 (OT)	80	72
June 29, 2004		Phoenix	L 1	65	77
July 21, 2004	@	Phoenix	L 2	55	87
July 30, 2004		Phoenix	L 3	59	68
June 15, 2005	@	Phoenix	L 4	62	76
July 5, 2005		Phoenix	L 5	69	76
July 23, 2005		Phoenix	L 6	49	66
Aug. 19, 2005	@	Phoenix	L 7	57	91
May 31, 2006	@	Phoenix	W 1	82	76
July 28, 2006		Phoenix	W 2	98	96
Aug. 12, 2006		Phoenix	L 1	93	95

Date	H/A	Opponent	W/L	LV	PHO
May 19, 2007	@	Phoenix	L 2	72	81
May 31, 2007		Phoenix	L 3	85	97
July 11, 2007	@	Phoenix	W 1	87	77
Aug. 2, 2007		Phoenix	L 1	79	84
Aug. 30, 2007		Phoenix	L 2	100	102
Sept. 1, 2007	@	Phoenix	L 3	92	98
May 20, 2008		Phoenix	W 1	81	76
July 15, 2008	@	Phoenix	W 2	97	87
Aug. 28, 2008	@	Phoenix	W 3	77	55
June 6, 2009	@	Phoenix	L 1	79	90
June 23, 2009		Phoenix	W 1	91	87
Aug. 13, 2009	@	Phoenix	L 1	83	95
Aug. 15, 2009		Phoenix	W 1	106	89
Sept. 17, 2009		Phoenix	W 2	92	91
Sept. 19, 2009	@	Phoenix	L 1	78	106
Sept. 21, 2009	@	Phoenix	L 2	92	100
June 18, 2010	@	Phoenix	W 1	108	105
Aug. 3, 2010		Phoenix	L 1	92	103
Aug. 6, 2010	@	Phoenix	L 2	87	103
Aug. 22, 2010		Phoenix	W 1	83	82
Aug. 26, 2010	@	Phoenix	L 1	93	106
Aug. 28, 2010		Phoenix	L 2	73	92
June 17, 2011	@	Phoenix	W 1	101	99
June 21, 2011		Phoenix	L 1	98	105
July 28, 2011		Phoenix	W 1	102	91
Aug. 20, 2011	@	Phoenix	L 1	81	87
Sept. 1, 2011		Phoenix	W 1	86	68
June 1, 2012		Phoenix	W 2	85	66
July 3, 2012		Phoenix	W 3	82	81
Aug. 19, 2012	@	Phoenix	W 4	89	47
Sept. 1, 2012	@	Phoenix	L 1	90	94
June 25, 2013		Phoenix	L 2	77	83
July 10, 2013	@	Phoenix	W 1	88	80
Aug. 17, 2013		Phoenix	W 2	88	82
Sept. 6, 2013	@	Phoenix	L 1	80	83
Sept. 13, 2013	@	Phoenix	L 2	61	82
May 23, 2014	@	Phoenix	W 1	78	74
June 7, 2014		Phoenix	L 1 (OT)	79	91
July 13, 2014	@	Phoenix	L 2	61	90
Aug. 7, 2014		Phoenix	L 3 (OT)	73	78



# ACES' ALL-TIME RESULTS VS. MERCURY



Date	H/A	Opponent	W/L	LV	PHO
June 5, 2015	@	Phoenix	L 4	71	76
June 25, 2015		Phoenix	W 1	76	71
June 30, 2015	@	Phoenix	L 1	78	85
Sept. 5, 2015		Phoenix	L 2	52	82
June 9, 2016	@	Phoenix	L 3	75	90
July 16, 2016	@	Phoenix	L 4	64	83
Sept. 18, 2016		Phoenix	L 5	65	81
May 19, 2017		Phoenix	L 6	72	78
July 7, 2017		Phoenix	L 7	77	92
July 30, 2017	@	Phoenix	L 8	64	81
June 10, 2018	@	Phoenix	L 9	66	72
June 17, 2018		Phoenix	L 10	80	92
July 19, 2018	@	Phoenix	W 1	85	82
Aug. 1, 2018		Phoenix	L 1	93	104
May 31, 2019	@	Phoenix	L 2	84	86
Aug. 20, 2019		Phoenix	W 1 (OT)	84	79
Sept. 8, 2019	@	Phoenix	W 2	98	89
July 31, 2020	@	Phoenix	L 1	95	102
Sept. 1, 2020		Phoenix	L 2	85	92
May 26, 2021	@	Phoenix	W 1	85	79
July 7, 2021		Phoenix	L 1	90	99
Sept. 19, 2021	@	Phoenix	W 1	84	83
Sept. 28, 2021		Phoenix	W 2	96	90
Sept. 30, 2021		Phoenix	L 1	91	117
Oct. 3, 2021	@	Phoenix	L 2	60	87
Oct. 6, 2021	@	Phoenix	W 1	93	76
Oct. 8, 2021		Phoenix	L 1	84	87
May 6, 2022	@	Phoenix	W 1	106	88
May 17, 2022		Phoenix	W 2	86	74
May 21, 2022		Phoenix	W 3	100	80
Aug. 17, 2022		Phoenix	W 4	79	63
Aug. 20, 2022		Phoenix	W 5	117	80
June 21, 2023	@	Phoenix	W 6	99	79
July 11, 2023		Phoenix			
Sept. 8, 2023	@	Phoenix			
Sept. 10, 2023		Phoenix			



Las Vegas Aces President Nikki Fargas announced on December 31, 2021 that the team hired San Antonio Spurs assistant, and 6-time WNBA All-Star Becky Hammon as the team's head coach. Hammon rewarded the Aces less than nine months later with the franchise's first WNBA Championship.

The seeds for Hammon's hiring were originally sewn when the Aces retired her jersey on September 13, 2021. That ceremony served as the culmination of the franchise's 25th anniversary alumni initiative, which saw the Aces embrace their Utah and San Antonio roots, and celebrate the players who helped build the franchise and the league from the ground up. Las Vegas owner Mark Davis spent time with Hammon and her family that week, and walked away understandably impressed.

Hammon played 16 seasons in the WNBA, including her final eight in San Antonio, where she led the franchise to its first finals appearance in 2008.

On August 5, 2014, Spurs head coach Gregg Popovich hired Hammon as a full-time assistant making her the first woman in NBA history to hold that position.

Since that time, Hammon has continued to accumulate coaching 'firsts' in the NBA. On July 3, 2015, she became the first woman to serve as head coach in the NBA's Summer League where she led the Spurs to the league title.

Less than a year later, Hammon became the first woman to be part of an All-Star coaching staff, and on December 30, 2020, following Popovich's ejection in San Antonio's game against Los Angeles, Hammon took over on the bench, becoming the first woman acting head coach in the history of the NBA.

A member of the league's 15th, 20th and 25th anniversary teams, Hammon went undrafted in 1999 following her All-American career at Colorado State. She signed with New York as a free agent that same year, helping the team to WNBA Finals appearances in three of her first four years in the Big Apple.

The Rapid City, SD native earned her first All-Star nod in 2003, and represented New York on the Eastern Conference squad in 2005 and 2006 as well.



Following the 2006 season, New York traded Hammon to San Antonio. In her first year in silver and black, she posted what were then career highs in scoring (18.8 ppg), and assists (5.0) while earning another trip to the WNBA All-Star Game. As a team, the Silver Stars made their first appearance in the postseason since 2002, falling to Phoenix in the Western Conference Finals.

In 2008, Hammon led San Antonio to its first trip to the WNBA Finals where they fell to Detroit. The Silver Stars made the playoffs in each of her seven full seasons with the team, and Hammon once again was named to the All-Star team in 2009 and 2011.

She retired as the franchise leader in assists per game (5.1) and scoring average (15.6), and the WNBA leader in career free throw percentage (89.7).

Hammon, who will be inducted into the Naismith Memorial Hall of Fame this year, was inducted into the Colorado Sports Hall of Fame in 2015 and the San Antonio Sports Hall of Fame in 2018.

HEAD COACH BECKY HAMMON



<b>Colorado State (1995-99)</b>		<b>WNBA (1999-2014)</b>	
All-American	1997, 1998, 1999	New York Liberty	1999-2006
NCAA Sweet Sixteen	1999	San Antonio Stars	2007-14
NCAA Second Round	1996, 1998		
WAC Mountain Division Player of the Year	1997-98, 1998-99	All-Star	2003, 2005-07, 2009, 2011
WAC Pacific Division Player of the Year	1996-97	All-WNBA First Team	2007, 2009
WAC Tournament MVP	1996	All-WNBA Second Team	2005, 2008
WAC Freshman of the Year	1995-96	WNBA Assists Leader	2007
WAC All-Time Leading Scorer	2,740 points, 1995-99	WNBA 15th Anniversary Team	2011
WAC Single-Season Scoring Leader	824 points, 1998-99	WNBA 20th Anniversary Team	2016
WAC Single-Season Made 3-Pointers Leader	114, 1998-99	WNBA 25th Anniversary Team	2021
No. 25 Retired by Colorado State	January 22, 2005	WNBA Finals	1999, 2000, 2002, 2008
<b>Coaching Career (2014-present)</b>		No. 25 Retired by San Antonio	June 25, 2016
San Antonio Spurs Assistant (NBA)	2014-22	No. 25 Retired by Las Vegas	September 13, 2021
Las Vegas Aces (WNBA)	2022-present		
		<b>Halls of Fame</b>	
WNBA Champion	2022	Naismith Memorial Basketball Hall of Fame	2023
Coach of the Year	2022	San Antonio Sports Hall of Fame	2018
Coach of the Month	June 2023, May 2022	Colorado Sports Hall of Fame	2015
Commissioner's Cup Champion	2022		

WNBA HEAD COACH RECORD


TEAM	YEAR	REG W-L	PCT	CON FIN	POST W-L	PCT	NOTES
Las Vegas Aces	2022	26-10	.722	1st	8-2	.800	WNBA Champion, Commissioner's Cup Champion
Las Vegas Aces	2023	17- 2	.895				
Totals	2 Years	43-12	.782				

NBA ASSISTANT COACH RECORD

TEAM	YEAR	REG W-L	PCT	CON FIN	POST W-L	PCT	NOTES
San Antonio Spurs	2014-15	55-27	.671	6th	3-4	.429	Western Conference First Round
San Antonio Spurs	2015-16	67-15	.817	2nd	6-4	.600	Western Conference Semifinals
San Antonio Spurs	2016-17	61-21	.744	2nd	8-8	.500	Western Conference Finals
San Antonio Spurs	2017-18	47-35	.573	7th	1-4	.250	Western Conference First Round
San Antonio Spurs	2018-19	48-34	.585	7th	3-4	.429	Western Conference First Round
San Antonio Spurs	2019-20	32-39	.451	11th	-	-	-
San Antonio Spurs	2020-21	33-39	.458	10th	-	-	-
San Antonio Spurs	2021-22	34-48	.415	10th	-	-	-
Totals	8 Years	377-258	.594		21-24	.467	

WNBA STATISTICS

Year	Tm	G	GS	MP	FG	FGA	FG%	3P	3PA	3P%	2P	2PA	2P%	eFG%	FT	FTA	FT%	OR	DR	REB	RPG	A	S	B	TO	PF	PTS	PPG
1999	NYL	30	0	202	27	64	.422	11	38	.289	16	26	.615	.508	15	17	.882	2	17	19	0.6	17	6	0	24	27	80	2.7
2000	NYL	32	16	835	119	252	.472	52	141	.369	67	111	.604	.575	61	69	.884	19	45	64	2.0	58	29	1	62	55	351	11.0
2001	NYL	32	0	619	90	197	.457	42	111	.378	48	86	.558	.563	40	51	.784	10	42	52	1.6	51	27	1	48	46	262	8.2
2002	NYL	32	1	659	87	197	.442	44	114	.386	43	83	.518	.553	38	56	.679	18	50	68	2.1	54	25	0	55	49	256	8.0
2003	NYL	11	2	257	50	87	.575	23	49	.469	27	38	.711	.707	39	41	.951	1	20	21	1.9	18	10	1	27	13	162	14.7
2004	NYL	34	34	1130	153	354	.432	57	170	.335	96	184	.522	.513	97	116	.836	17	101	118	3.5	150	58	2	118	73	460	13.5
2005	NYL	34	34	1165	145	336	.432	65	178	.365	80	158	.506	.528	118	131	.901	20	94	114	3.4	146	60	2	107	77	473	13.9
2006	NYL	22	20	674	107	252	.425	37	108	.343	70	144	.486	.498	72	75	.960	6	60	66	3.0	81	29	3	65	46	323	14.7
2007	SAS	28	27	934	179	402	.445	74	183	.404	105	219	.479	.537	95	102	.931	8	69	77	2.8	140	23	5	114	51	527	18.8
2008	SAS	33	33	1101	171	438	.390	77	220	.350	94	218	.431	.478	163	174	.937	13	78	91	2.8	161	43	7	104	60	582	17.6
2009	SAS	31	31	1049	200	447	.447	76	206	.369	124	241	.515	.532	128	142	.901	25	78	103	3.3	156	49	12	111	54	604	19.5
2010	SAS	32	32	1075	159	360	.442	69	177	.390	90	183	.492	.538	97	101	.960	16	77	93	2.9	172	36	8	108	61	484	15.1
2011	SAS	33	33	1050	176	400	.440	75	193	.389	101	207	.488	.534	99	111	.892	5	91	96	2.9	192	49	7	119	51	526	15.9
2012	SAS	33	33	998	160	363	.441	80	184	.435	80	179	.447	.551	85	97	.876	9	74	83	2.5	176	31	6	106	37	485	14.7
2013	SAS	1	1	12	1	3	.333	0	1	.000	1	2	.500	.333	0	0		0	1	1	1.0	1	0	0	3	0	2	2.0
2014	SAS	32	32	784	91	218	.417	47	118	.398	44	100	.440	.525	35	35	1.000	3	42	45	1.4	135	13	4	53	37	264	8.3
Career		450	329	12544	1915	4370	.438	829	2191	.378	1086	2179	.498	.533	1182	1318	.897	172	939	1111	2.5	1708	488	59	1224	737	5841	13.0



KIERSTAN BELL

#1

Guard 6-1 Florida Gulf Coast '22 2nd Year

**WNBA Career Highlights**

- 2022 WNBA Champion

**2023 (Las Vegas)**

- Tied her career-high 12 points on June 15

**2022 (Las Vegas)**

- Won WNBA Championship ... Scored 10 or more points on 1 occasion, a career-high 12 vs. Los Angeles on May 23 ... In the playoffs, scored 10 or more points on 1 occasion, including a career-playoff high 11 vs. Phoenix on August 20

**Collegiate Honors & Notes (Florida Gulf Coast/Ohio State)**

- Named ASUN Player of the Year as a sophomore ... Became the first player in program history to record a 20-20 game (24 pts, 20 rebs) in FGCU debut vs Davidson on November 30, 2020 ... 2021, 2022 All-American honorable mention (2021, 2022) by the AP, USBWA and WBCA ... 2-time Becky Hammon Mid-Major Player of the Year

**High School Career**

- 3-time Ohio Ms. Basketball ... Ohio Gatorade Player of the Year

**Personal**

- Finished as the 4th-leading prep scorer in the history of Ohio (2,833 pts) ... Daughter of Perry Bell and Amanda Hubbs ... Has one sibling, Sa'renity

[Go to Kierstan Bell's complete bio online](#)

- Online bio includes items such as expanded WNBA statistics, more notes, college and international statistics, and more!

Record Without			
Year	Games Missed	Record With	Record Without
2022	15	18-3	8-7
2023	3	14-1	2-1
Totals	18	32-4	10-8

Season Highs												
	PTS	REBS	ASTS	STLS	BLKS	MIN	FG	FGA	3G	3GA	FT	FTA
2022	12	5	2	1	1	15:48	4	6	2	4	2	2
2023	12	5	1	1	2	15:29	5	8	2	5	1	2

WNBA Rankings									
	PPG	RPG	APG	SPG	BPG	MPG	FG%	3G%	FT%
2022	---	---	---	---	---	---	---	---	---

Milestones				Upcoming Milestones			
Mark	Opponent	Date	Gm.	Mark	Category	Current	
# 1st Pt	Phoenix	May 21, 2022	5	100	Points	83	
				100	Rebounds	45	
				100	Assists	13	

				Scoring		
Year	Reb 10+	Asts 10+	Double Doubles Pt-Reb	Year	10+	20+
2022	0	0	0	2022	1	0
2023	0	0	0	2023	1	0
Totals	0	0	0	Totals	2	0

Regular Season Highs													CAREER												
2023	PTS	12	Seattle										PTS	12	2x, last vs Seattle										June 15, 2023
	REBS	5	@ Connecticut										REBS	5	New York										July 14, 2022
	ASTS	1	3x, last vs Dallas										ASTS	2	@ Indiana										July 31, 2022
	STLS	1	4x, last vs Connecticut										STLS	1	4x, last vs. Seattle										June 15, 2023
	BLKS	2	Los Angeles										BLKS	2	Los Angeles										May 27, 2023
	MINS	15:29	@ Phoenix										MINS	16	@ Los Angeles										June 27, 2022

Career Regular Season Statistics

YEAR	TM	G	GS	MP	FG	FGA	FG%	3P	3PA	3P%	2P	2PA	2P%	eFG%	FT	FTA	FT%	OR	DR	REB	RPG	A	S	B	TO	PF	PTS	PPG
2022	LVA	21	1	121	10	33	.303	3	22	.136	7	11	.636	.348	4	4	1.000	4	15	19	0.9	7	2	3	5	10	27	1.3
2023	LVA	16	0	150	23	59	.390	9	30	.300	14	29	.483	.466	1	4	.250	5	21	26	1.6	6	7	4	5	16	56	3.5
Career		37	1	271	33	92	.359	12	52	.231	21	40	.525	.424	5	8	.625	9	36	45	1.2	13	9	7	10	26	83	2.2



# COUNTING DOWN THE TOP 100 MOVIE QUOTES OF ALL TIME

WE CONTINUE OUR COUNTDOWN WITH NOS. 19-11. DO YOU KNOW THE MOVIE? EVEN BETTER, CAN YOU NAME THE YEAR?

19. [I'm as mad as hell, and I'm not going to take this anymore!](#)  
Movie: \_\_\_\_\_ Year: \_\_\_\_\_
18. [Made it, Ma! Top of the world!](#)  
Movie: \_\_\_\_\_ Year: \_\_\_\_\_
17. [Rosebud.](#)  
Movie: \_\_\_\_\_ Year: \_\_\_\_\_
16. [They call me Mister Tibbs!](#)  
Movie: \_\_\_\_\_ Year: \_\_\_\_\_
15. [E.T. phone home.](#)  
Movie: \_\_\_\_\_ Year: \_\_\_\_\_
14. [The stuff that dreams are made of.](#)  
Movie: \_\_\_\_\_ Year: \_\_\_\_\_
13. [Love means never having to say you're sorry.](#)  
Movie: \_\_\_\_\_ Year: \_\_\_\_\_
12. [I love the smell of napalm in the morning.](#)  
Movie: \_\_\_\_\_ Year: \_\_\_\_\_
11. [What we've got here is failure to communicate.](#)  
Movie: \_\_\_\_\_ Year: \_\_\_\_\_

ANSWERS

11. Cool Hand Luke, 1967  
12. Apocalypse Now, 1979  
13. Love Story, 1970  
14. The Maltese Falcon, 1941  
15. E.T. The Extraterrestrial, 1982  
16. In the Heat of the Night, 1967  
17. Citizen Kane, 1941  
18. White Heat, 1949  
19. Network, 1976





## ALYSHA CLARK

# #7

**Forward**

**5-11**

**Middle Tennessee '10**

**9th Year**

### WNBA Career Highlights

- 2018, 2020 WNBA Champion
- 2020 WNBA All-Defensive First Team
- 2019 WNBA All-Defensive Second Team

### 2023 (Las Vegas)

- ...

### 2022 (Washington)

- Finished 1st in the WNBA in 2-point field goal percentage (.629) ... Scored in double figures on 9 occasions, including a season-high 20 points at Las Vegas on June 25

### 2021 (Washington)

- Did Not Play

### 2020 (Seattle)

- Led the WNBA in Offensive Efficiency Rating (132.6), which, heading into the 2023 season, is the 3rd highest in league history per Basketball Reference ... Led WNBA in 3-point field goal percentage with what was, at the time, the 5th highest percentage in league history ... Finished 3rd in the WNBA in 2-point field goal percentage (.588), 1st in true shooting percentage (.693) and 2nd in effective field goal percentage (.677)

### 2019 (Seattle)

- Finished 8th in the WNBA in true shooting percentage (.602) and 4th in effective field goal percentage (.589)

### 2018 (Seattle) ...

### 2017 (Seattle)

- Finished 3rd in the WNBA in 2-point field goal percentage (.622), and 8th in effective field goal percentage (.579)

### 2016 (Seattle)

- Finished 10th in 2-point field goal percentage, 10th in true shooting percentage (.609) and 9th in effective field goal percentage (.567)

### 2015 (Seattle)

- Led the WNBA in 2-point field goal percentage (.689), true shooting percentage (.646) and effective field goal percentage (.620)

2014 (Seattle) ...

2013 (Seattle) ...

2012 (Seattle) ...

### Collegiate Honors & Notes (Middle Tennessee St./Belmont)

- Two-time Sun Belt Player of the Year (2008-09, 2009-10) ... Two-time Sun Belt Tournament Most Outstanding Player (2008-09, 2009-10) ... Two-time leading scorer in the nation (2008-09, 2009-10) ... As a senior, named to the USBWA All-America and Lowe's Senior First Teams, AP and Full Court Press Second Teams, to the NetScouts Basketball and Basketball Times Third Teams, and to the State Farm/WBCA Honorable Mention Team

### Personal

- Has seven siblings—William, LaTonya, Kenneth Jr., Tisha, Corey, Ajia and Arlisha ... Born in Denver, went to high school in Mount Juliet, Tennessee.

### Go to Alysha Clark's complete bio online

- Online bio includes items such as expanded WNBA statistics, more notes, college and international statistics, and more!

### Record Without

Year	Games Missed	Record With	Record Without
2012	11	12-11	4- 7
2013	1	16-17	1- 0
2014	0	12-22	0- 0
2015	1	10-23	0- 1
2016	1	16-17	0- 1
2017	1	14-19	1- 0
2018	4	23- 7	3- 1
2019	3	17-14	1- 2
2020	0	18-4	0- 0
2021	32	0- 0	12-20
2022	7	18-11	4- 3
2023	0	17- 2	0- 0
<b>Totals</b>	<b>61</b>	<b>172-148</b>	<b>26-35</b>

### Season Highs

	PTS	REBS	ASTS	STLS	BLKS	MIN	FG	FGA	3G	3GA	FT	FTA
2012	9	8	1	1	1	26:00	4	7	2	3	3	4
2013	11	6	2	2	1	25:00	4	9	3	5	3	5
2014	8	6	2	2	4	27:00	4	8	2	4	4	4
2015	14	9	3	3	1	32:47	5	9	3	5	4	5
2016	23	8	7	3	1	35:22	7	13	3	7	7	8
2017	22	10	5	2	1	36:19	9	13	3	5	4	4
2018	17	8	4	5	1	38:17	6	9	3	6	8	8
2019	21	10	6	3	4	35:59	7	14	4	7	5	6
2020	16	8	6	4	2	36:31	7	12	4	6	4	5
2022	20	9	5	4	1	40:50	8	11	4	7	4	4
2023	11	6	4	2	1	34:08	4	8	3	7	3	4

# PLAYER PROFILES



## WNBA Rankings

	PPG	RPG	APG	SPG	BPG	MPG	FG%	3G%	FT%
2012	---	---	---	---	---	---	---	---	---
2013	---	---	---	---	---	---	---	---	---
2014	---	---	---	---	---	---	---	---	---
2015	---	---	---	---	---	---	5th	---	---
2016	---	---	---	---	---	---	16th	9th	---
2017	---	---	---	---	---	---	7th	---	---
2018	---	---	---	---	---	---	---	---	---
2019	---	---	---	---	---	---	18th	1st	---
2020	---	---	---	13th	---	23rd	4th	1st	---
2022	---	---	---	---	---	---	---	---	---

## Milestones

Mark	Opponent	Date	Gm. #
1st Pt	Tulsa	June 1, 2012	1
1,000th Pt	@ Dallas	July 1, 2017	171
2,000th Pt	@ Seattle	June 23, 2022	286
1,000th Reb	@ Connecticut	July 3, 2022	289

## Upcoming Milestones

Mark	Category	Current
2,500	Points	2,253
1,500	Rebounds	1,108
500	Assists	469
300	Steals	239

	Reb	Asts	Double Doubles		Scoring		
Year	10+	10+	Pt/Reb	Pt/Ast	Year	10+	20+
2012	0	0	0	0	2012	0	0
2013	0	0	0	0	2013	2	0
2014	0	0	0	0	2014	0	0
2015	0	0	0	0	2015	9	0
2016	0	0	0	0	2016	14	2
2017	1	0	0	0	2017	12	2
2018	0	0	0	0	2018	9	0
2019	1	0	0	0	2019	16	1
2020	0	0	0	0	2020	13	0
2022	0	0	0	0	2022	9	1
2023	0	0	0	0	2023	5	0
<b>Totals</b>	<b>2</b>	<b>0</b>	<b>0</b>	<b>0</b>	<b>Totals</b>	<b>89</b>	<b>4</b>

## Regular Season Highs

### 2023

<b>PTS</b>	11	3x, last @ Minnesota	July 9
<b>REBS</b>	6	Seattle	June 15
<b>ASTS</b>	4	@ Phoenix	June 21
<b>STLS</b>	2	2x, last @ Minnesota	July 9
<b>BLKS</b>	1	3x, last vs. Los Angeles	May 27
<b>MINS</b>	35:08	Dallas	July 5

### CAREER

<b>PTS</b>	23	New York	June 5, 2016
<b>REBS</b>	10	2x, last vs Los Angeles	June 21, 2019
<b>ASTS</b>	7	@ Atlanta	Sept. 4, 2016
<b>STLS</b>	5	@ Los Angeles	June 7, 2018
<b>BLKS</b>	4	2x, last @ Chicago	June 9, 2019
<b>MINS</b>	41	@ Las Vegas	June 25, 2022

## Career Regular Season Statistics

Year	Tm	G	GS	MP	FG	FGA	FG%	3P	3PA	3P%	2P	2PA	2P%	eFG%	FT	FTA	FT%	OR	DR	REB	RPG	A	S	B	TO	PF	PTS	PPG
2012	SEA	23	0	238	29	53	.547	9	20	.450	20	33	.606	.632	12	17	.706	13	34	47	2.0	7	5	1	19	27	79	3.4
2013	SEA	33	0	505	48	106	.453	16	41	.390	32	65	.492	.528	19	25	.760	32	50	82	2.5	12	14	5	35	50	131	4.0
2014	SEA	34	22	561	56	125	.448	14	57	.246	42	68	.618	.504	16	23	.696	26	47	73	2.1	20	16	10	24	64	142	4.2
2015	SEA	33	31	763	86	158	.544	24	68	.353	62	90	.689	.620	31	40	.775	13	108	121	3.7	39	23	6	36	79	227	6.9
2016	SEA	33	32	911	105	217	.484	36	93	.387	69	124	.556	.567	50	59	.847	40	81	121	3.7	64	24	2	44	87	296	9.0
2017	SEA	33	33	934	106	202	.525	22	67	.328	84	135	.622	.579	38	51	.745	33	105	138	4.2	54	24	4	33	80	272	8.2
2018	SEA	31	30	813	83	173	.480	29	74	.392	54	99	.545	.564	33	39	.846	31	77	108	3.5	58	31	4	36	70	228	7.4
2019	SEA	31	30	881	114	237	.481	51	106	.481	63	131	.481	.589	18	22	.818	37	108	145	4.7	79	33	17	48	60	297	9.6
2020	SEA	22	22	633	82	147	.558	35	67	.522	47	80	.588	.677	20	25	.800	19	74	93	4.2	59	33	11	19	38	219	10.0
2022	WAS	29	29	766	91	196	.464	30	99	.303	61	97	.629	.541	21	23	.913	23	108	131	4.5	59	27	8	38	55	233	8.0
2023	LVA	19	1	409	46	97	.474	22	61	.361	24	36	.667	.588	15	17	.882	12	37	49	2.6	18	9	3	14	43	129	6.8
<b>Career</b>		<b>321</b>	<b>230</b>	<b>7414</b>	<b>846</b>	<b>1711</b>	<b>.494</b>	<b>288</b>	<b>753</b>	<b>.382</b>	<b>558</b>	<b>958</b>	<b>.582</b>	<b>.579</b>	<b>273</b>	<b>341</b>	<b>.801</b>	<b>279</b>	<b>829</b>	<b>1108</b>	<b>3.5</b>	<b>469</b>	<b>239</b>	<b>71</b>	<b>346</b>	<b>653</b>	<b>2253</b>	<b>7.0</b>



# SYDNEY COLSON

#51

**Guard****5-11****Texas A&M '11****9th Year****2023 (Las Vegas)**

• ...

**2022 (Las Vegas)**

- Her 5 assists at PHO on May 6 were her most since she dished out 6 vs ATL on August 16, 2020

**2020 (Chicago) ...****2019 (Las Vegas)**

- Forced the pass in the 2nd round of the WNBA Playoffs which led to the 'Hamby Heave' and a trip to the WNBA Semifinals for the Aces

**2018 (Minnesota) ...****2017 (San Antonio) ...****2016 (San Antonio) ...****2015 (San Antonio) ...****2011 (New York) ...**

- Collegiate Honors & Notes (Texas A&M) Finished

her career ranked 5th all-time at A&M in assists and 4th in steals ... Posted 3 straight 100-assist seasons ... Led Aggies to a National Championship, and was named All-Big 12 Honorable Mention as a senior

**Personal**

- Majored in sociology at Texas A&M ... Would like to pursue a television career as a sports commentator after WNBA career ... Takes acting classes, and has spent time as a stand up comic ([watch her recent set from Brad Garrett's Comedy Club at MGM Grand](#))

**[Go to Sydney Colson's complete bio online](#)**

- Online bio includes items such as expanded WNBA statistics, more notes, college and international statistics, and more!

**Record Without**

Year	Games Missed	Record With	Record Without
2011	18	10- 6	9-9
2015	0	8-26	0-0
2016	0	7-27	0-0
2017	6	7-21	1-5
2018	32	0- 2	18-14
2019	1	20-13	1-0
2020	5	8- 9	4-1
2022	18	15- 2	11-7
2023	7	11- 1	6-1
<b>Totals</b>	<b>86</b>	<b>86-108</b>	<b>50-37</b>

**Season Highs**

	PTS	REBS	ASTS	STLS	BLKS	MIN	FG	FGA	3G	3GA	FT	FTA
2011	6	1	2	2	1	16:00	2	3	2	3	5	6
2015	9	4	8	4	2	30:06	4	9	1	3	4	6
2016	12	4	6	4	1	24:47	5	9	2	4	6	6
2017	11	3	7	2	1	26:49	5	11	1	2	4	6
2018	4	2	2	0	1	11:00	2	4	0	2	1	2
2019	17	3	5	4	2	22:13	4	7	2	3	8	11
2020	6	2	6	3	0	15:52	3	7	1	3	2	2
2022	5	2	5	1	0	15:36	2	7	1	3	2	2
2023	5	2	3	1	1	10:00	2	2	1	1	0	0

[illegible]

Mark	Opponent	Date	Gm. #	Mark	Category	Current
1st Pt	Atlanta	June 14, 2011	1	1,000	Points	581
				200	Rebounds	160
				400	Assists	355

	Reb	Asts	Double Doubles		Scoring	
Year	10+	10+	Pt-Reb	Year	10+	20+
2011	0	0	0	2011	0	0
2015	0	0	0	2015	0	0
2016	0	0	0	2016	2	0
2017	0	0	0	2017	1	0
2018	0	0	0	2018	0	0
2019	0	0	0	2019	2	0
2020	0	0	0	2020	0	0
2022	0	0	0	2022	0	0
2023	0	0	0	2023	0	0
Totals	0	0	0	Totals	5	0

<b>PTS</b>	17	@ Washington	July 13, 2019
<b>REBS</b>	4	5 x	
<b>ASTS</b>	8	@ Phoenix	June 30, 2015
<b>STLS</b>	4	3x	
<b>BLKS</b>	2	3x	
<b>MINs</b>	30	@ Tulsa	Sept. 8, 2015

Year	Tm	G	GS	MP	FG	FGA	FG%	3P	3PA	3P%	2P	2PA	2P%	eFG%	FT	FTA	FT%	OR	DR	REB	RPG	A	S	B	TO	PF	PTS	PPG
2011	NYL	16	0	86	7	20	.350	3	7	.429	4	13	.308	.425	5	6	.833	0	6	6	0.4	10	4	2	17	9	22	1.4
2015	SAS	34	5	541	44	107	.411	7	22	.318	37	85	.435	.444	24	35	.686	10	29	39	1.1	95	28	10	42	61	119	3.5
2016	SAS	34	0	573	59	137	.431	5	26	.192	54	111	.486	.449	49	59	.831	14	41	55	1.6	87	38	1	51	62	172	5.1
2017	SAS	28	4	326	29	88	.330	2	10	.200	27	78	.346	.341	22	32	.688	3	12	15	0.5	55	14	2	27	36	82	2.9
2018	MIN	2	0	17	3	7	.429	0	2	.000	3	5	.600	.429	1	2	.500	1	1	2	1.0	4	0	1	4	2	7	3.5
2019	LVA	33	0	379	37	84	.440	9	20	.450	28	64	.438	.494	27	33	.818	2	21	23	0.7	59	31	4	28	40	110	3.3
2020	CHI	17	0	110	9	21	.429	3	9	.333	6	12	.500	.500	7	8	.875	1	6	7	0.4	14	6	0	14	13	28	1.6
2022	LVA	18	0	123	10	32	.313	3	11	.273	7	21	.333	.359	5	5	1.000	3	5	8	0.4	18	2	0	7	14	28	1.6
2023	LVA	12	0	55	4	5	.800	2	3	.667	2	2	1.000	1.000	1	2	.500	0	5	5	0.4	13	2	1	2	11	11	0.9
Career		194	9	2210	203	502	.404	34	110	.309	169	392	.431	.438	141	182	.775	34	126	160	0.8	355	125	21	192	248	58	3.0



## CAYLA GEORGE

## #13

**Center/Forward 6-5 Australia**

**4th Year**

### 2023 (Las Vegas)

- ...

### 2018 (Dallas)

- Scored a season-high 12 points at Los Angeles on July 12

### 2017 (Phoenix)

- Set a WNBA record, and career-high for most defensive rebounds by a bench player with 14 on July 28 at Chicago which was also the most defensive rebounds ever by a Mercury player in a regulation game ... Ranked 9th in the WNBA in defensive rebound percentage ... Scored a career-high tying 14 points at Chicago on July 28

### 2015 (Phoenix)

- Finished 6th among rookies in field goal percentage, and 8th in rebounding ... Scored a career-high 14 points at Tulsa on September 13

### International (Australia)

- 2018 FIBA World Cup silver medalist (AUS 5x5)
- 2014 & 2022 FIBA World Cup bronze medalist (AUS 5x5)
- 2016 & 2020 Olympian quarterfinalist (AUS 5x5)
- Also competed for Australia in the 2011 (gold) and 2013 (gold) FIBA Oceania Championships, the 2007 FIBA U19 World Cup (fifth place) and the 2007 FIBA U21 World Cup (silver)

### Personal

- Born in Mount Barker, Australia and resides in Cairns, Queensland, Australia ... Has an older sister and half sister ... Married her husband Kailu George on May 8, 2015 in Australia ... Has one daughter, Pearl, whom she and her husband adopted through "Kupai Omasker"

[Go to Cayla George's complete bio online](#)

- Online bio includes items such as expanded WNBA statistics, more notes, college, international and Basketball Australia statistics, and more!

### Record Without

Year	Games Missed	Record With	Record Without
2015	0	20-14	0-0
2017	2	16-16	2-0
2018	11	9-14	6-5
2023	6	11- 1	6-1
<b>Totals</b>	<b>19</b>	<b>56-45</b>	<b>13-6</b>





Season Highs

	PTS	REBS	ASTS	STLS	BLKS	MIN	FG	FGA	3G	3GA	FT	FTA
2015	14	12	3	2	3	35:55	6	10	3	7	4	4
2017	14	14	3	3	2	27:01	5	11	2	4	2	3
2018	12	6	3	1	2	19:49	6	8	2	5	6	6
2022	5	2	0	0	0	4:34	2	2	1	1	0	0
2023	6	4	1	1	2	15:07	3	7	2	4	0	0

WNBA Rankings

	PPG	RPG	APG	SPG	BPG	MPG	FG%	3G%	FT%
2015	---	---	---	---	25th	---	---	---	---
2017	---	---	---	---	---	---	---	---	---
2018	---	---	---	---	---	---	---	---	---

Milestones

Mark	Opponent	Date	Gm. #	Mark	Category	Current
1st Pt	San Antonio	June 5, 2015	1	500	Points	387
				300	Rebounds	277
				50	Blocks	43

Upcoming Milestones

Rebounding			Double Doubles		Scoring		
Year	10+		Pt-Reb		Year	10+	20+
2015	2		1		2015	5	0
2017	1		1		2017	2	0
2018	0		0		2018	2	0
2023	0		0		2023	0	0
Totals	3		2		Totals	9	0

Regular Season Highs

2023				CAREER			
PTS	6	2x, last @ Phoenix	June 21	PTS	14	2x, last @ Chicabo	July 27, 2017
REBS	4	@ Minnesota	July 9	REBS	14	@ Chicago	July 27, 2017
ASTS	1	4x, last @ Minnesota	July 9	ASTS	3	4x, Last vs Las Vegas	Aug. 17, 2018
STLS	1	Los Angeles	May 27	STLS	3	@ Chcago	July 27, 2017
BLKS	1	3x, last @ Minnesota	July 9	BLKS	3	@ New York	June 11, 2015
MINS	15:07	@ Minnesota	July 9	MINS	36	@ Tulsa	Sept. 13, 2015

Career Regular Season Statistics

Year	Tm	G	GS	MP	FG	FGA	FG%	3P	3PA	3P%	2P	2PA	2P%	eFG%	FT	FTA	FT%	OR	DR	REB	RPG	A	S	B	TO	PF	PTS	PPG
2015	PHO	34	2	433	67	157	.427	17	60	.283	50	97	.515	.481	19	22	.864	26	81	107	3.1	25	13	22	27	70	170	5.0
2017	PHO	32	0	381	41	109	.376	13	46	.283	28	63	.444	.436	9	14	.643	11	74	85	2.7	15	9	12	15	62	104	3.3
2018	DAL	23	1	245	34	78	.436	12	39	.308	22	39	.564	.513	3	6	.500	15	49	64	2.8	16	2	5	14	31	83	3.6
2023	LVA	12	0	87	13	42	.310	4	22	.182	9	20	.450	.357	0	0	----	5	16	21	1.8	4	2	4	11	13	30	2.5
Career		101	3	1146	155	386	.402	46	167	.275	109	219	.498	.461	31	42	.738	57	220	277	2.7	60	26	43	67	176	387	3.8



## CHELSEA GRAY

## #12

**Guard**

**5-11**

**Duke '13**

**9th Year**

### WNBA Career

- 2022, 2016 WNBA Champion
- 2022 WNBA Finals MVP
- 2023, 2021, 2019, 2018, 2017 WNBA All-Star
- 2019 All-WNBA First Team
- 2017 All-WNBA Second Team
- 2022 WNBA Commissioner's Cup MVP

### International Career

- 2020 Olympic Gold Medalist (USA, 5x5)
- 2022 World Cup Gold Medalist (USA, 5x5)

### Collegiate Career

- 2-time All-American
- 2013 ACC Co-Player of the Year

### High School Career

- 2010 California Miss Basketball
- 2010 Gatorade Player of the Year selection

### 2023 (Las Vegas)

- Named as an All-Star starter...notched a double double with 19 points and 10 assists vs. the Lynx on May 28 ...

### 2022 (Las Vegas)

- Led or tied for the team lead in assists on 16 occasions and in scoring 3 times ... Missed the June 27 game at LA (personal)

### 2021 (Las Vegas)

- Led or tied for team lead in assists 19 times, and in scoring 2 times ... Set or tied 3 franchise assist records—14 in a game vs. Lynx, Sept. 8; 10 in a half and 7 in a quarter vs. Fever, May 28

### 2020 (Los Angeles) ...

### 2019 (Los Angeles)

- Recorded the 8th triple-double in WNBA regular season history, July 7 (13-pt, 10-reb, 13-asst vs. Washington) ... Set franchise mark with 20 points in a quarter, August 29 vs. Indiana—2nd most points scored in a quarter in W history

### 2018 (Los Angeles)

- Opened year with a game-winning buzzer-beater in 77-76 win vs. Lynx, May 2

### 2017 (Los Angeles)

- 3-point field goal percentage was highest in team history and 7th highest in WNBA history for players with 50+ attempts

### 2016 (Los Angeles) ...

### 2015 (Connecticut) ...

### 2014 (Connecticut)

- Sat out season rehabbing right knee injury suffered senior year

### Collegiate Honors & Notes (Duke)

- Fractured her right knee cap her senior year against Boston College on January 12, ending her collegiate career ... Was leading the ACC in assists and steals per game prior to her injury ... Advanced to NCAA Elite 8 in each of her first 3 years ... Set program record for assists in a season (201) as a sophomore.

### Personal

- Married to Tipesa Mercedes Moorer... Is the daughter of James and Vickey Gray ... Has one brother, Javon ... Majored in sociology along with a minor in theater studies and a markets and management certificate

### [Go to Chelsea Gray's complete bio online](#)

- Online bio includes items such as expanded WNBA statistics, more notes, college, international and USA Basketball statistics, and more!

### Record Without

Year	Games Missed	Record With	Record Without
2014	34	0- 0	13-21
2015	0	15-19	0- 0
2016	1	25- 8	1- 0
2017	0	26- 8	0- 0
2018	0	19-15	0- 0
2019	0	22-12	0- 0
2020	0	15- 7	0- 0
2021	0	24- 8	0- 0
2022	1	25-10	1- 0
2023	0	17- 2	0- 0
<b>Totals</b>	<b>36</b>	<b>188-89</b>	<b>15-21</b>

### Season Highs

	PTS	REBS	ASTS	STLS	BLKS	MIN	FG	FGA	3G	3GA	FT	FTA
2015	16	9	7	3	2	25:48	6	11	4	5	5	6
2016	23	6	8	3	1	36:30	8	10	2	3	6	7
2017	25	8	10	4	1	47:51	9	18	5	8	8	10
2018	26	7	11	6	3	38:36	11	20	4	7	8	11
2019	30	10	13	5	2	41:03	11	21	7	9	7	7
2020	27	8	11	3	1	39:06	10	19	4	7	5	5
2021	21	6	14	5	2	37:14	8	19	3	6	5	5
2022	33	7	12	5	2	39:56	11	17	5	8	11	11
2023	25	8	12	3	2	37:09	8	18	3	6	8	8

# PLAYER PROFILES



## WNBA Rankings

	PPG	RPG	APG	SPG	BPG	MPG	FG%	3G%	FT%
2015	---	---	18th	---	---	---	---	---	---
2016	---	---	---	---	---	---	---	---	---
2017	19th	---	6th	---	---	3rd	10th	1st	22nd
2018	19th	---	6th	6th	---	5th	16th	14th	18th
2019	13th	---	2nd	---	---	4th	---	13th	5th
2020	21st	---	5th	11th	---	14th	---	---	2nd
2021	---	---	4th	20th	---	---	16th	16th	---
2022	21st	---	4th	4th	---	22nd	17th	---	4th

## Milestones

Mark	Opponent	Date	Gm. #
1st Pt	Washington	June 5, 2015	1
1,000th Pt	Phoenix	May 27, 2018	105
2,000th Pt	Las Vegas	Aug. 7, 2020	175
3,000th Pt	@ Seattle	Aug. 7, 2022	255
1,000th Ast	@ Phoenix	May 6, 2022	234
300th St	Seattle	June 15, 2023	268

## Upcoming Milestones

Mark	Category	Current
4,000	Points	3,347
1,000	Rebounds	843
1,500	Assists	1,329
400	Steals	311

## Reb Asts Dub-Dub Trip-Dub

Year	Reb 10+	Asts 10+	Dub-Dub Pt-Ast	Trip-Dub
2015	0	0	0	0
2016	0	0	0	0
2017	0	1	1	0
2018	0	1	1	0
2019	1	2	1	1
2020	0	1	0	0
2021	0	3	1	0
2022	0	1	1	0
2023	0	3	3	0
Totals	1	12	8	1

## Scoring

Year	10+	20+	30+
2015	9	0	0
2016	7	2	0
2017	28	6	0
2018	28	9	0
2019	28	7	1
2020	18	4	0
2021	19	1	0
2022	25	5	0
2023	16	2	0
Totals	178	36	1

## Regular Season Highs

### 2023

PTS	25	Indiana	June 24
REBS	8	@ Indiana	June 4
ASTS	12	Indiana	June 24
STLS	3	2x, last vs. New York	June 29
BLKS	2	2x, last @ Minnesota	July 9
MINS	37:09	@ Los Angeles	May 25

### CAREER

PTS	33	Seattle	Aug. 14, 2022
REBS	10	Washington	July 7, 2019
ASTS	14	Minnesota	Sept. 8, 2021
STLS	6	@ Minnesota	May 20, 2018
BLKS	3	@ Chicago	June 17, 2018
MINS	48	@ Chicago	Aug. 18, 2017

## Career Regular Season Statistics

Year	Tm	G	GS	MP	FG	FGA	FG%	3P	3PA	3P%	2P	2PA	2P%	eFG%	FT	FTA	FT%	OR	DR	REB	RPG	A	S	B	TO	PF	PTS	PPG
2015	CON	34	0	543	86	203	.424	23	66	.348	63	137	.460	.480	40	49	.816	18	60	78	2.3	92	22	5	59	43	235	6.9
2016	LAS	33	1	540	71	157	.452	14	46	.304	57	111	.514	.497	39	50	.780	8	50	58	1.8	71	16	4	40	38	195	5.9
2017	LAS	34	34	1125	184	363	.507	53	110	.482	131	253	.518	.580	81	98	.827	21	92	113	3.3	151	36	8	65	74	502	14.8
2018 *	LAS	34	34	1111	193	399	.484	38	97	.392	155	302	.513	.531	81	97	.835	17	99	116	3.4	175	48	6	79	65	505	14.9
2019 *	LAS	34	34	1108	188	452	.416	50	131	.382	138	321	.430	.471	66	72	.917	14	114	128	3.8	202	33	3	108	49	492	14.5
2020	LAS	22	22	679	122	276	.442	18	59	.305	104	217	.479	.475	46	49	.939	15	66	81	3.7	116	34	2	60	38	308	14.0
2021 *	LVA	32	32	926	148	326	.454	27	71	.380	121	255	.475	.495	32	36	.889	15	77	92	2.9	189	37	9	88	43	355	11.1
2022	LVA	35	35	1039	183	373	.491	34	100	.340	149	273	.546	.536	81	89	.910	10	102	112	3.2	212	57	10	80	54	481	13.7
2023	LVA	19	19	597	105	207	.507	31	70	.443	74	137	.540	.582	33	34	.971	3	62	65	3.4	121	28	10	48	39	274	14.4
Career		277	211	7668	1280	2756	.464	288	750	.384	992	2006	.495	.517	499	574	.869	121	722	843	3.0	1329	311	57	628	443	3347	12.1



# CANDACE PARKER

#3

Forward

6-4

Tennessee '08

16th Year

**WNBA Career Highlights**

- 2021 & 2016 WNBA Champion
- 2016 WNBA Finals MVP
- 2018 & 2013 WNBA MVP
- 2017 ESPY Award for Best WNBA Player
- 2020 WNBA Defensive Player of the Year
- 2022, 2020, 2017, 2014, 2013, 2012 & 2008 All-WNBA First Team
- 2018, 2015, & 2009 All-WNBA Second Team
- 2022, 2021, 2018, 2017, 2014, 2013, & 2011 WNBA All-Star
- 2013 WNBA All-Star Game MVP
- 2012 & 2009 WNBA All-Defensive Second Team
- 2013 WNBA Rookie of the Year
- 2013 WNBA All-Rookie Team
- 7-time WNBA Western Conf. Player of the Month
- 26-time WNBA Western Conf. Player of the Week
- Named to the WNBA Top 20 At 20 Team
- Named to the WNBA W25 Team

**International Career**

- 2012, 2008 Olympic gold medalist (USA 5x5)
- 2006 FIBA World Cup bronze medalist (USA 5x5)

**Collegiate Career**

- 2008, 2007 National Champion
- 2008, 2007 National Player of the Year
- 2008, 2007 Final Four MVP

**2023 (Las Vegas)**

- Nabbed the 500th steal of her career against Los Angeles on May 27.

**2022 (Chicago)**

- Recorded 2 triple-doubles—May 22 at Washington (16 points 13 rebounds, 10 assists) and June 23 at Los Angeles (10 points, 14 rebounds, 10 assists)

**2021 (Chicago)**

- Missed 9 games due to injury ... Team went 15-8 with her in the lineup and 1-8 without her

**2020 (Los Angeles) ...****2019 (Los Angeles)**

- Missed 12 games due to injury

**2018 (Los Angeles)**

- Scored a season-high 34 points at Las Vegas on July 15

**2017 (Los Angeles)**

- Recorded her first career triple-double against San Antonio on July 28 (11 points, 17 rebounds, 11 assists)

**2016 (Los Angeles) ...****Record Without**

Year	Games Missed	Record With	Record Without
2008	1	20-13	0- 1
2009	9	15-10	3- 6
2010	24	3- 7	10-14
2011	17	8- 9	7-10
2012	1	23-10	1- 0
2013	3	22- 9	2- 1
2014	4	15-15	1- 3
2015	18	11- 5	3-15
2016	0	26- 8	0- 0
2017	1	25- 8	1- 0
2018	3	17-14	2- 1
2019	12	14- 8	8- 4
2020	0	15- 7	0- 0
2021	9	15- 8	1- 8
2022	4	23- 9	3- 1
2023	1	16- 2	1- 0
<b>Totals</b>	<b>107</b>	<b>268-142</b>	<b>43-64</b>

**Season Highs**

	PTS	REBS	ASTS	STLS	BLKS	MIN	FG	FGA	3G	3GA	FT	FTA
2008	40	16	8	5	6	46:00	15	23	2	2	11	16
2009	24	14	8	3	6	48:00	10	21	1	3	7	10
2010	33	12	5	2	6	40:00	12	21	1	2	8	11
2011	32	14	5	3	5	41:00	13	25	3	6	8	13
2012	33	16	8	4	9	38:00	14	22	3	5	12	17
2013	30	20	9	4	4	46:00	14	22	3	4	14	17
2014	34	12	9	6	4	48:00	12	28	3	7	13	14
2015	33	13	10	8	3	38:18	12	23	5	8	9	12
2016	34	13	9	3	3	38:02	12	25	4	7	12	14
2017	29	17	11	4	5	40:07	11	22	3	7	7	9
2018	34	14	11	4	3	40:11	12	22	5	8	9	12
2019	21	11	6	4	4	32:18	9	16	3	5	6	9
2020	25	17	9	3	3	38:17	10	18	5	6	8	10
2021	30	14	8	2	4	37:42	12	20	4	7	8	9
2022	31	14	10	3	4	33:42	12	20	4	8	7	8
2023	15	12	8	5	3	26:29	7	12	3	6	4	4

## 2015 (Los Angeles)

- Her 8 steals vs. Indiana on August 18 set a franchise record

## 2014 (Los Angeles) ...

## 2013 (Los Angeles)

- Posted her 1st career 20-point, 20-rebound game at San Antonio on June 1 (27 points, 20 rebounds)

## 2012 (Los Angeles) ...

## 2011 (Los Angeles) ...

## 2010 (Los Angeles) ...

## 2009 (Los Angeles)

- Missed the first nine games of the 2009 season following the birth of her first child, Lailaa.

## 2008 (Los Angeles)

- Second player to dunk during a regular season game (Indiana on June 22) ... Dunked two nights later against Seattle on June 24

## Personal

- Parker and her daughter Lailaa are part of the Angel FC NWSL team ownership group. The team was founded in 2020 and began play in 2022 ... Married to former Russia National Basketball Team member Anna Petrakova, who gave birth to their son in 2022.

[Go to Candace Parker's complete bio online](#)

- Online bio includes items such as expanded WNBA statistics, more notes, college, international and USA Basketball statistics, and more!

## WNBA Rankings

	PPG	RPG	APG	SPG	BPG	MPG	FG%	3G%	FT%
2008	4th	1st	17th	---	2nd	7th	5th	---	---
2009	19th	1st	---	---	1st	10th	13th	---	---
2010	---	---	---	---	---	---	---	---	---
2011	---	---	---	---	---	---	10th	---	---
2012	7th	3rd	15th	12th	1st	14th	16th	---	---
2013	6th	7th	12th	13th	4th	---	13th	---	---
2014	3rd	13th	5th	6th	5th	4th	17th	---	14th
2015	---	---	---	---	---	---	11th	---	---
2016	10th	9th	3rd	9th	13th	14th	---	10th	---
2017	11th	7th	9th	8th	5th	16th	19th	20th	---
2018	11th	4th	8th	19th	13th	15th	18th	---	---
2019	---	---	---	---	---	---	---	---	---
2020	18th	1st	7th	---	8th	19th	11th	18th	---
2021	22nd	9th	11th	---	14th	---	15th	---	---
2022	---	3rd	11th	---	12th	---	---	---	24th

## Milestones

Mark	Opponent	Date	Gm. #
1st Pt	@ Phoenix	May 17, 2008	1
1,000th Pt	Washington	May 28, 2010	62
2,000th Pt	Phoenix	Sept. 18, 2012	117
3,000th Pt	@ Indiana	July 15, 2014	170
4,000th Pt	San Antonio	Sept. 16, 2016	229
5,000th Pt	Phoenix	Aug. 5, 2018	287
6,000th Pt	Los Angeles	May 6, 2022	361
1,000 Reb	@ Phoenix	July 10, 2012	104
2,000 Reb	@ Seattle	Sept. 11, 2016	227
3,000 Reb	Washington	July 10, 2021	349
1,000th Ast	Atlanta	Sept. 1, 2017	261
500th Stl	Los Angeles	May 27, 2023	395
400th GP	@ Connecticut	June 8, 2023	400

## Upcoming Milestones

Mark	Category	Current
7,000	Points	6,574
4,000	Rebounds	3,467
2,000	Assists	1,634
700	Blocked Shots	619





CANDACE PARKER

#3

(continued ...)

	Reb	Asts	Doub-Doub		Trip-Dub	Scoring				
Year	10+	10+	Pt-Reb	Pt-Ast	P-R-A	Year	10+	20+	30+	40+
2008	17	0	17	0	0	2008	32	11	3	1
2009	17	0	15	0	0	2009	19	4	0	0
2010	7	0	7	0	0	2010	10	6	2	0
2011	6	0	6	0	0	2011	16	6	1	0
2012	19	0	18	0	0	2012	29	13	2	0
2013	10	0	8	0	0	2013	27	13	1	0
2014	6	0	6	0	0	2014	28	12	2	0
2015	11	1	11	1	0	2015	16	8	2	0
2016	8	0	6	0	0	2016	25	10	2	0
2017	12	1	12	1	1	2017	31	11	0	0
2018	11	2	11	2	0	2018	27	14	1	0
2019	4	0	4	0	0	2019	13	4	0	0
2020	12	0	10	0	0	2020	16	5	0	0
2021	8	0	8	0	0	2021	16	6	1	0
2022	14	2	12	2	2	2022	25	4	1	0
2023	1	0	0	0	0	2023	9	0	0	0
Totals	163	6	151	6	3	Totals	339	127	18	1

Regular Season Highs

2023

PTS	15	3x, last vs. Connecticut	July 1
REBS	12	Indiana	June 24
ASTS	8	Connecticut	July 1
STLS	5	Chicago	June 11
BLKS	3	@ Seattle	May 20
MINS	26:29	Connecticut	July 1

CAREER

PTS	40	Houston	July 9, 2008
REBS	20	@ San Antonio	June 1, 2013
ASTS	11	2x, last @ Washington	June 15, 2018
STLS	8	Indiana	Aug. 18, 2015
BLKS	9	Tulsa	June 20, 2012
MINS	48	2x, last @ Washington	June 1, 2014

Career Regular Season Statistics

Year	Tm	G	GS	MP	FG	FGA	FG%	3P	3PA	3P%	2P	2PA	2P%	eFG%	FT	FTA	FT%	OR	DR	REB	RPG	A	S	B	TO	PF	PTS	PPG
2008	LAS	33	33	1109	231	442	.523	11	26	.423	220	416	.529	.535	137	187	.733	84	229	313	9.5	113	42	75	93	91	610	18.5
2009	LAS	25	24	815	131	270	.485	5	24	.208	126	246	.512	.494	61	80	.763	60	184	244	9.8	64	15	53	55	53	328	13.1
2010	LAS	10	10	335	81	162	.500	3	12	.250	78	150	.520	.509	41	56	.732	19	82	101	10.1	22	10	22	32	18	206	20.6
2011	LAS	17	16	555	116	227	.511	18	43	.419	98	184	.533	.551	64	87	.736	21	125	146	8.6	47	21	27	33	34	314	18.5
2012	LAS	33	33	1014	228	474	.481	19	59	.322	209	415	.504	.501	98	138	.710	83	237	320	9.7	110	51	76	98	58	573	17.4
2013	LAS	31	31	889	208	422	.493	9	35	.257	199	387	.514	.504	131	172	.762	44	225	269	8.7	117	40	57	71	42	556	17.9
2014	LAS	30	29	995	216	461	.469	19	62	.306	197	399	.494	.489	132	156	.846	29	185	214	7.1	128	54	41	78	51	583	19.4
2015	LAS	16	16	551	116	237	.489	12	43	.279	104	194	.536	.515	66	81	.815	18	143	161	10.1	100	31	29	40	39	310	19.4
2016	LAS	34	34	1046	190	430	.442	42	110	.382	148	320	.463	.491	99	140	.707	33	217	250	7.4	166	47	33	98	74	521	15.3
2017	LAS	33	33	1007	208	435	.478	45	127	.354	163	308	.529	.530	96	127	.756	40	237	277	8.4	141	48	55	89	77	557	16.9
2018	LAS	31	30	949	198	420	.471	41	119	.345	157	301	.522	.520	118	146	.808	51	202	253	8.2	146	38	33	92	65	555	17.9
2019	LAS	22	22	571	89	211	.422	16	60	.267	73	151	.483	.460	53	67	.791	24	116	140	6.4	76	23	17	54	39	247	11.2
2020	LAS	22	22	665	124	243	.510	19	48	.396	105	195	.538	.549	57	78	.731	37	177	214	9.7	101	26	27	64	51	324	14.7
2021	CHI	23	23	615	116	253	.458	24	73	.329	92	180	.511	.506	50	63	.794	32	161	193	8.4	91	19	27	56	37	306	13.3
2022	CHI	32	32	904	159	347	.458	42	135	.311	117	212	.552	.519	62	76	.816	30	245	275	8.6	145	31	31	78	70	422	13.2
2023	LVA	18	18	425	60	129	.465	17	51	.333	43	78	.551	.531	25	28	.893	16	81	97	5.4	67	27	16	31	35	162	9.0
Career		410	406	12445	2471	5163	.479	342	1027	.333	2129	4136	.515	.512	1290	1682	.767	621	2846	3467	8.5	1634	523	619	1062	834	6574	16.0

## RECORD WATCH (through July 10, 2023)

### Points

1.	Diana Taurasi	9903
2.	Tina Thompson	7488
3.	Tamika Catchings	7380
4.	Tina Charles	7115
5.	Candice Dupree	6895
6.	Cappie Pondexter	6811
7.	Sue Bird	6803
8.	Candace Parker	6574
9.	DeWanna Bonner	6529
10.	Katie Smith	6452

### Rebounds

1.	Sylvia Fowles	4006
2.	Tina Charles	3640
3.	Candace Parker	3467
4.	Rebekkah Brunson	3356
5.	Tamika Catchings	3316
6.	Lisa Leslie	3307
7.	Candice Dupree	3149
8.	Tina Thompson	3070
9.	Taj McWilliams-Franklin	3013
10.	DeWanna Bonner	2695

### Defensive Rebounds

1.	Sylvia Fowles	2874
2.	Candace Parker	2846
3.	Tina Charles	2608
4.	Lisa Leslie	2425
5.	Tamika Catchings	2399
6.	Candice Dupree	2378
7.	Rebekkah Brunson	2190
8.	Tina Thompson	2185
9.	DeWanna Bonner	2117
10.	Taj McWilliams-Franklin	1951

### Assists

1.	Sue Bird	3234
2.	Ticha Penicheiro	2599
3.	Courtney Vandersloot	2531
4.	Lindsay Whalen	2348
5.	Diana Taurasi	2226
6.	Becky Hammon	1708
7.	Candace Parker	1634
8.	Cappie Pondexter	1578
9.	Tamika Catchings	1488
10.	Shannon Johnson	1424

### Blocks

1.	Margo Dydek	877
2.	Lisa Leslie	822
3.	Brittney Griner	746
4.	Sylvia Fowles	721
5.	Candace Parker	619

### Field Goals Made

1.	Diana Taurasi	3108
2.	Tina Charles	2861
3.	Candice Dupree	2842
4.	Tina Thompson	2630
5.	Sylvia Fowles	2531
6.	Sue Bird	2479
7.	Candace Parker	2471
8.	Seimone Augustus	2455
9.	Cappie Pondexter	2446
10.	Tamika Catchings	2385

### Field Goal Attempts

1.	Diana Taurasi	7291
2.	Tina Charles	6354
3.	Tina Thompson	6300
4.	Cappie Pondexter	5803
5.	Sue Bird	5778
6.	Tamika Catchings	5744
7.	Candice Dupree	5740
8.	DeWanna Bonner	5214
9.	Candace Parker	5163
10.	Seimone Augustus	5111

### Player

### Wins

1.	Sue Bird	333
2.	Lindsay Whalen	323
3.	Swin Cash	294
4.	Rebekkah Brunson	294
5.	DeLisha Milton-Jones	291
6.	Diana Taurasi	289
7.	Tina Thompson	286
8.	Candace Parker	268
9.	Tamika Catchings	263
10.	Tanisha Wright	255

Blue denotes active player.



# KELSEY PLUM

#10

Guard

5-8

Washington '17

6th Year

**WNBA Career Highlights**

- 2022 WNBA Champion
- 2023 & 2022 All-Star
- 2022 All-Star MVP
- 2021 6th Player of the Year
- 1-time Western Conference Player of the Month
- 3-time Western Conference Player of the Week

**International**

- 2020 Olympic Gold Medalist (USA 3x3)
- 2018 & 2022 FIBA World Cup gold medalist (USA 5x5)

**Collegiate Career**

- Unanimous 2017 National Player of the Year
- Two-time All-American
- NCAA career and single-season scoring leader

**2023 (Las Vegas)**

- Named as an All-Star for the second time in her career... Prior to the May 25 game in LA, made at least 1 3-pointer in 45-straight regular season games, which was tied for the [third-longest streak in WNBA history](#)

**2022 (Las Vegas)**

- Led or tied for the team lead in assists on 18 occasions, and in scoring 11 times ... Named Western Conference Player of the Week, June 6 and August 1 ... Leading All-Star vote-getter among guards ... Tied a WNBA record by making at least 3 three-pointers in 9 straight games (Diana Taurasi)

**2021 (Las Vegas)**

- Led or tied for the team lead in scoring 9 times, and assists 7 times ... Missed 6 games in May/June while training with the USAB 3x3 team ... Named WNBA Western Conference Player of the Month for September ... Named WNBA Western Conference Player of the Week for games played September 13-19

**2020 (Las Vegas)**

- Did Not Play—Injured (left Achilles)

**2019 (Las Vegas)**

- Led the team in scoring on 2 occasions, and in assists 8 times

**2018 (Las Vegas)**

- Recorded her first career double-double with 20 points and a career-high 13 assists at Atlanta Aug. 7

**2017 (San Antonio) ...****Collegiate Honors & Notes (Washington)**

- Broke all-time NCAA scoring record with 3,527 points ... broke single-season NCAA scoring record with 1,109 points ... Broke 33-year-old NCAA career free throw record with 912 ... Won the Dawn Staley, Ann Meyers Drysdale, Nancy Lieberman awards, Naismith and Wade Trophy in 2017

**Personal**

- Majored in Anthropology ... Enjoys sand volleyball and hanging out with her family ... Has three siblings, her brother Daniel, sister Kaitlyn who played volleyball at UC Davis, and her sister Lauren who played volleyball at Oregon ... Mother Katie played volleyball at UC Davis and her father Jim played football and baseball at San Diego State

**[Go to Kelsey Plum's complete bio online](#)**

- Online bio includes items such as expanded WNBA statistics, more notes, college, international and USA Basketball statistics, and more!

**Record Without**

Year	Games Missed	Record With	Record Without
2017	3	8-23	0-3
2018	2	14-17	0-2
2019	0	21-13	0-0
2020	22	0-0	18-4
2021	6	20-6	4-2
2022	0	26-10	0-0
2023	1	16-2	1-0
<b>Totals</b>	<b>34</b>	<b>105-71</b>	<b>23-11</b>

# PLAYER PROFILES



## Season Highs

	PTS	REBS	ASTS	STLS	BLKS	MIN	FG	FGA	3G	3GA	FT	FTA
2017	23	6	12	3	1	39:53	7	17	5	9	6	6
2018	21	9	13	4	1	37:00	9	14	5	8	5	6
2019	21	7	8	3	1	37:21	8	17	5	9	5	6
2021	32	6	8	5	1	30:42	11	18	5	8	8	9
2022	32	6	11	6	1	40:00	10	22	5	11	9	11
2023	40	5	8	2	0	35:35	14	18	6	9	7	7

## WNBA Rankings

	PPG	RPG	APG	SPG	BPG	MPG	FG%	3G%	FT%
2017	---	---	20th	---	---	---	---	17th	14th
2018	---	---	13th	---	---	---	21st	4th	---
2019	---	---	19th	---	---	---	---	24th	---
2021	16th	---	14th	---	---	---	---	13th	1st
2022	2nd	---	9th	---	---	5th	---	4th	17th

## Milestones

Mark	Opponent	Date	Gm. #
1st Pt	Dallas	May 25, 2017	1
1,000th Pt	Atlanta	July 4, 2021	108
2,000th Pt	Los Angeles	May 27, 2023	161

## Upcoming Milestones

Mark	Category	Current
2,500	Points	2306
500	Rebounds	433
1,000	Assists	683
200	Steals	144

	Rebs	Asts	Double Doubles		Scoring				
Year	10+	10+	Pt.-Ast.	Year	10+	20+	30+	40+	
2017	0	1	0	2017	13	1	0	0	
2018	0	2	1	2018	14	4	0	0	
2019	0	0	0	2019	17	2	0	0	
2021	0	0	0	2021	20	8	2	0	
2022	0	2	2	2022	35	19	1	0	
2023	0	0	0	2023	16	7	1	1	
Totals	0	5	3	Totals	115	41	4	1	

## Regular Season Highs

### 2023

PTS	40	@ Minnesota	July 9
REBS	5	@ Seattle	May 20
ASTS	8	New York	June 29
STLS	2	4x, l last @ Phoenix	June 21
BLKS	0		
MINS	35:35	@ Dallas	July 7

### CAREER

PTS	40	@ Minnesota	July 9, 2023
REBS	9	Los Angeles	June 29, 2018
ASTS	13	@ Atlanta	Aug. 7, 2018
STLS	6	Washington	June 25, 2022
BLKS	1	16x, last vs. Minnesota	July 3, 2022
MINS	40	2x, last vs. Dallas	June 5, 2022

## Career Regular Season Statistics

Year	Tm	G	GS	MP	FG	FGA	FG%	3P	3PA	3P%	2P	2PA	2P%	eFG%	FT	FTA	FT%	OR	DR	REB	RPG	A	S	B	TO	PF	PTS	PPG
2017	SAS	31	23	711	85	246	.346	35	96	.365	50	150	.333	.417	60	69	.870	12	47	59	1.9	106	16	4	79	57	265	8.5
2018	LVA	31	27	790	106	227	.467	47	107	.439	59	120	.492	.570	35	40	.875	14	60	74	2.4	124	25	5	36	64	294	9.5
2019	LVA	34	30	868	107	293	.365	45	126	.357	62	168	.369	.442	34	39	.872	15	80	95	2.8	102	27	4	53	76	293	8.6
2021	LVA	26	0	663	128	293	.437	44	114	.386	84	179	.469	.512	85	90	.944	11	55	66	2.5	94	26	1	43	56	385	14.8
2022	LVA	36	36	1182	244	531	.460	113	269	.420	131	262	.500	.566	125	149	.839	9	87	96	2.7	184	36	2	94	90	726	20.2
2023	LVA	18	18	554	121	240	.504	41	106	.387	80	134	.597	.590	60	67	.896	3	38	41	2.3	74	14	0	38	39	343	19.1
Career		176	134	4770	791	1830	.432	325	817	.398	466	1013	.460	.521	399	454	.879	64	369	433	2.5	683	144	16	344	382	2306	13.1



## KIAH STOKES

## #41

**Center**

**6-3**

**Connecticut '15**

**8th Year**

### WNBA Career

- 2022 WNBA Champion
- 2015 WNBA All-Defensive 2nd Team
- 2015 All-Rookie Team

### Collegiate Career

- 3-time National Champion
- 2015 Conference Defensive Player of the Year

### 2023 (Las Vegas)

- ...

### 2022 (Las Vegas)

- Missed first 4 games of year (overseas) ... Led or tied for team lead in rebounds 3 times

### 2021 (Las Vegas)

- Signed on July 2 ... DNP on July 2 ... Averaged 9.0 rpg. in 8 starts ... Led or tied for the team lead in rebounding 3 times and in assists 1 time

### 2021 (New York) ...

### 2020 (New York) ...

### 2019 (New York)

- Did Not Play (personal reasons)

### 2018 (New York) ...

### 2017 (New York)

- Led the team in blocked shots and ranked second in rebounding

### 2016 (New York)

- Missed the final 7 games of the regular season with a hip injury ... Set a WNBA record for highest rebound average by a player who didn't start a game

### 2015 (New York) ...

### Collegiate Honors & Notes (Connecticut)

- Set a UConn single-season blocked shots record (147) as a senior and capped her career ranked No. 3 among all-time UConn blocks leaders (325).

### Personal

- Father Greg was an All-American basketball player at Iowa who played for the Philadelphia 76ers and won gold with the 1983 USA Pan American Games Team ... Majored in psychology

### [Go to KiaH Stokes' complete bio online](#)

- Online bio includes items such as expanded WNBA statistics, more notes, college, international and USA Basketball statistics, and more!

### Record Without

Year	Games Missed	Record With	Record Without
2015	0	23-11	0- 0
2016	7	19- 8	2- 5
2017	0	22-12	0- 0
2018	4	6-24	1- 3
2019	34	0- 0	10-24
2020	0	2-20	0- 0
2021	9	14-10	6- 3
2022	5	22- 9	4- 1
2023	0	17- 2	0- 0
<b>Totals</b>	<b>59</b>	<b>125-96</b>	<b>23-36</b>

### Season Highs

	PTS	REBS	ASTS	STLS	BLKS	MIN	FG	FGA	3G	3GA	FT	FTA
2015	13	11	4	4	8	35:33	6	8	0	1	5	6
2016	12	14	2	2	4	37:46	6	8	0	0	5	8
2017	23	17	4	2	3	30:47	6	10	0	1	11	12
2018	12	15	3	2	3	33:38	5	7	0	0	2	4
2020	15	12	4	2	3	36:29	6	12	5	8	2	2
2021	5	13	7	2	3	34:53	2	3	1	2	2	2
2022	9	10	3	2	3	28:45	4	5	1	3	2	4
2023	7	9	2	2	4	25:11	3	4	1	2	1	2





WNBA Rankings									
	PPG	RPG	APG	SPG	BPG	MPG	FG%	3G%	FT%
2015	---	12th	---	---	4th	---	---	---	---
2016	---	7th	---	---	6th	---	---	---	---
2017	---	17th	---	---	11th	---	---	---	---
2018	---	---	---	---	18th	---	---	---	---
2020	---	16th	---	---	9th	---	---	---	---
2021	---	22nd	---	---	---	---	---	---	---
2022					18th				


Milestones Reached				Upcoming Milestones		
Mark	Opponent	Date	Gm. #	Mark	Category	Current
1st Pt	@ Los Angeles	May 21, 2015	1	1,000	Points	913
1000th Reb	Chicago	Sept. 2, 2021	166	1500	Rebounds	1287
				300	Blocked Shots	255

				Scoring		
Year	Rebs 10+	Asts 10+	Dbl-Dbl	Year	10+	20+
2015	7	0	3	2015	5	0
2016	6	0	0	2016	5	0
2017	8	0	4	2017	5	1
2018	5	0	1	2018	2	0
2020	2	0	0	2020	5	0
2021	5	0	0	2021	0	0
2022	1	0	0	2022	0	0
2023	0	0	0	2023	0	0
Totals	34	0	8	Totals	22	1

Regular Season Highs

2023				CAREER			
PTS	7	New York	June 29	PTS	23	Phoenix	June 4, 2017
REBS	9	3x, last vs LA	May 27	REBS	17	Atlanta	June 7, 2017
ASTS	2	3x, last @ Minnesota	July 9	ASTS	7	@ Chicago	Sept. 17, 2021
STLS	2	2x, last vs Dallas	July 7	STLS	4	Atlanta	Sept. 1, 2015
BLKS	4	2x, last vs. Minnesota	June 18	BLKS	8	Connecticut	July 16, 2015
MINS	25:11	@ Minnesota	July 9	MINS	38	Atlanta	June 22, 2016

Career Regular Season Statistics																												
Year	Tm	G	GS	MP	FG	FGA	FG%	3P	3PA	3P%	2P	2PA	2P%	eFG%	FT	FTA	FT%	OR	DR	REB	RPG	A	S	B	TO	PF	PTS	PPG
2015	NYL	34	6	862	82	150	.547	0	2	.000	82	148	.554	.547	33	48	.688	60	159	219	6.4	26	24	67	37	76	197	5.8
2016	NYL	27	0	650	75	117	.641	0	0	----	75	117	.641	.641	37	59	.627	63	138	201	7.5	20	18	38	30	77	187	6.9
2017	NYL	34	12	666	60	113	.531	0	1	.000	60	112	.536	.531	43	54	.796	77	137	214	6.3	30	12	39	40	94	163	4.8
2018	NYL	30	4	427	42	77	.545	0	0	----	42	77	.545	.545	8	15	.533	43	91	134	4.5	12	11	19	21	56	92	3.1
2020	NYL	22	22	601	51	137	.372	20	85	.235	31	52	.596	.445	4	7	.571	28	119	147	6.7	26	11	26	28	45	126	5.7
2021	NYL	9	0	135	6	11	.545	1	2	.500	5	9	.556	.591	2	2	1.000	8	30	38	4.2	5	4	6	6	14	15	1.7
2021	LVA	15	8	308	10	17	.588	0	0	----	10	17	.588	.588	2	4	.500	27	65	92	6.1	15	6	10	7	19	22	1.5
2021	TOT	24	8	443	16	28	.571	1	2	.500	15	26	.577	.589	4	6	.667	35	95	130	5.4	20	10	16	13	33	37	1.5
2022	LVA	31	4	475	26	61	.426	5	24	.208	21	37	.568	.467	13	16	.813	29	107	136	4.4	20	14	25	18	39	70	2.5
2023	LVA	19	1	360	17	33	.515	1	8	.125	16	25	.640	.530	6	11	.545	23	83	106	5.6	10	7	25	10	30	41	2.2
Career		221	57	4484	369	716	.515	27	122	.221	342	594	.576	.534	148	216	.685	358	929	1287	5.8	164	107	255	198	450	913	4.1



## RIQUNA WILLIAMS

# #2

**Guard**

**5-7**

**Miami '11**

**11th Year**

### WNBA Career

- 2022 WNBA Champion
- 2015 WNBA All-Star
- 2013 WNBA Sixth Woman of the Year
- 2012 WNBA All-Rookie Team

### Collegiate Career

- 2-time All-American
- 3-time All-ACC

### 2023 (Las Vegas)

- Has yet to play (back)

### 2022 (Las Vegas)

- Played in just 2 of the team's first 17 games due to a foot injury ...

### 2021 (Las Vegas)

- Led or tied for the team lead in assists on 2 occasions, in scoring 3 times, and in rebounding 1 time

### 2020 (Los Angeles) ...

### 2019 (Los Angeles) ...

### 2018 (Los Angeles) ...

### 2017 (Los Angeles) ...

### 2016 (Los Angeles)

- Sat out season rehabbing ruptured left Achilles tendon, suffered overseas

### 2015 (Tulsa)

- Ranked 3rd in the W in made 3-pointers, and tied for 4th in made free throws ... Scored a season-high 35 points on 2 occasions—vs. Minnesota on August 1 and vs. Atlanta on August 9

### 2014 (Tulsa)

- Missed 23 games with a knee injury

### 2013 (Tulsa)

- Set what was then the WNBA record for points in

a game when she poured in 51 vs. San Antonio on September 8 (17-27 FGs, 8-14 3Gs, 9-9 FTs) ... Tied what was then the WNBA record for made 3s in a game with 8 vs. San Antonio on September 8

### 2012 (Tulsa) ...

### Collegiate Honors & Notes (Miami)

- As a junior ranked 11th in the nation in scoring ... As a sophomore led the team and finished 2nd in the ACC in scoring ... Also led the conference in made 3-pointers, setting a school record in the process (second most in ACC history)

### Personal

- Majored in criminology ... Has five siblings—one sister, Rikina Jones and brothers, Ricky Williams, Joshua Jones and Solomon Williams

### Go to Riquna Williams' complete bio online

- Online bio includes items such as expanded WNBA statistics, more notes, college, international and USA Basketball statistics, and more!

### Record Without

Year	Games Missed	Record With	Record Without
2012	1	9-24	0- 1
2013	7	9-18	2- 5
2014	23	4- 7	8-15
2015	5	15-14	3- 2
2016	34	0- 0	26- 8
2017	11	16- 7	10- 1
2018	1	19-14	0- 1
2019	11	15- 8	7- 4
2020	1	14- 7	1- 0
2021	0	24- 8	0- 0
2022	15	15- 6	11- 4
2023	19	0- 0	17- 2
<b>Totals</b>	<b>126</b>	<b>140-113</b>	<b>84-43</b>

### Season Highs

	PTS	REBS	ASTS	STLS	BLKS	MIN	FG	FGA	3G	3GA	FT	FTA
2012	27	6	6	5	1	32:00	11	21	5	10	9	11
2013	51	9	6	4	2	34:00	17	28	8	14	11	12
2014	27	4	3	5	1	32:00	10	18	3	6	5	5
2015	35	7	6	4	2	39:27	11	23	6	12	18	20
2017	15	5	4	3	2	29:26	5	13	3	6	6	6
2018	25	5	3	4	1	29:06	9	12	7	9	4	6
2019	37	5	4	2	1	39:41	10	22	7	15	10	11
2020	21	4	4	3	1	32:47	7	15	7	12	4	4
2021	22	8	4	3	2	38:32	8	15	4	10	6	8
2022	14	5	3	2	1	25:51	5	10	4	9	3	5
2023	DNP											

# PLAYER PROFILES



## WNBA Rankings

	PPG	RPG	APG	SPG	BPG	MPG	FG%	3G%	FT%
2012	---	---	---	---	---	---	---	18th	---
2013	11th	---	---	---	---	---	---	7th	4th
2014	---	---	---	---	---	---	---	---	---
2015	6th	---	21st	---	---	20th	---	19th	22nd
2017	---	---	---	---	---	---	---	---	---
2018	---	---	---	---	---	---	---	17th	---
2019	---	---	---	---	---	---	---	8th	---
2020	---	---	---	---	---	---	---	12th	---
2021	---	---	---	---	---	---	---	5th	---
2022								21st	

## Milestones Reached

Mark	Opponent	Date	Gm. #
1st Pt	San Antonio	May 19, 2012	1
1,000th Pt.	@ Los Angeles	July 3, 2015	83
2,000th Pt.	Seattle	Aug. 1, 2020	183

## Upcoming Milestones

Mark	Category	Current
3,000	Points	2,659
1,000	Rebounds	565
400	Assists	387
300	Steals	261

	Reb	Asts	Double-Doubles		Scoring				
Year	10+	10+		Year	10+	20+	30+	40+	50+
2012	0	0	0	2012	18	3	0	0	0
2013	0	0	0	2013	17	9	1	1	1
2014	0	0	0	2014	3	1	0	0	0
2015	0	0	0	2015	21	8	3	0	0
2017	0	0	0	2017	8	0	0	0	0
2018	0	0	0	2018	10	1	0	0	0
2019	0	0	0	2019	12	4	1	0	0
2020	0	0	0	2020	12	3	0	0	0
2021	0	0	0	2021	16	3	0	0	0
2022	0	0	0	2022	5	0	0	0	0
2023	0	0	0	2023	0	0	0	0	0
Totals	0	0	0	Totals	122	32	5	1	1

## Regular Season Highs

2023 -- DNP

PTS	51	@ San Antonio	Sept. 8, 2013
REBS	9	Seattle	Sept. 12, 2013
ASTS	6	3x, Last vs. Phoenix	Aug. 18, 2015
STLS	5	3x, Last vs. Phoenix	June 6, 2014
BLKS	2	7x, Last vs. Dallas	July 11, 2021
MINS	40	@ Atlanta	July 14, 2019

## CAREER

PTS	51	@ San Antonio	Sept. 8, 2013
REBS	9	Seattle	Sept. 12, 2013
ASTS	6	3x, Last vs. Phoenix	Aug. 18, 2015
STLS	5	3x, Last vs. Phoenix	June 6, 2014
BLKS	2	7x, Last vs. Dallas	July 11, 2021
MINS	40	@ Atlanta	July 14, 2019

## Career Regular Season Statistics

Year	Tm	G	GS	MP	FG	FGA	FG%	3P	3PA	3P%	2P	2PA	2P%	eFG%	FT	FTA	FT%	OR	DR	REB	RPG	A	S	B	TO	PF	PTS	PPG
2012	TUL	33	3	671	116	337	.344	38	117	.325	78	220	.355	.401	75	91	.824	25	55	80	2.4	69	51	9	47	65	345	10.5
2013	TUL	27	6	612	139	350	.397	45	118	.381	94	232	.405	.461	99	110	.900	14	50	64	2.4	49	27	7	40	59	422	15.6
2014	TUL	11	2	174	28	69	.406	6	27	.222	22	42	.524	.449	14	15	.933	5	15	20	1.8	13	15	2	15	16	76	6.9
2015	TUL	29	20	813	130	369	.352	56	162	.346	74	207	.357	.428	136	160	.850	16	84	100	3.4	74	43	15	47	78	452	15.6
2017	LAS	23	6	408	45	140	.321	20	74	.270	25	66	.379	.393	38	44	.864	6	26	32	1.4	16	19	3	26	42	148	6.4
2018	LAS	33	3	546	81	199	.407	48	128	.375	33	71	.465	.528	24	30	.800	12	34	46	1.4	22	22	3	16	52	234	7.1
2019	LAS	23	14	593	93	242	.384	54	138	.391	39	104	.375	.496	44	50	.880	13	47	60	2.6	37	26	4	28	58	284	12.3
2020	LAS	21	4	444	81	186	.435	43	102	.422	38	84	.452	.551	16	18	.889	3	35	38	1.8	31	24	7	19	41	221	10.5
2021	LVA	32	32	833	114	257	.444	63	151	.417	51	106	.481	.566	46	50	.920	6	77	83	2.6	51	24	12	21	47	337	10.5
2022	LVA	21	0	377	45	118	.381	34	93	.366	11	25	.440	.525	16	21	.762	5	37	42	2.0	25	9	3	6	35	140	6.7
2023	LVA																											
Career		253	90	5471	872	2267	.385	407	1110	.367	465	1157	.402	.474	508	589	.862	105	460	565	2.2	387	261	64	265	493	2659	10.5



# A'JA WILSON

#22

**Center/Forward 6-4 South Carolina '18****6th Year****WNBA Career**

- 2022 WNBA Champion
- 2022 & 2020 WNBA M'VP
- 2022 WNBA Defensive Player of the Year
- 2022 WNBA All-Defensive First Team
- 2022 & 2020 All-WNBA First Team
- 2021 All-WNBA Second Team
- 2020 WNBA All-Defensive Second Team
- 2023, 2022, 2021, 2019 & 2018 WNBA All-Star
- 2023, 2022 & 2019 All-Star Team Captain
- 2023 & 2022 WNBA All-Star Leading Vote-Getter
- 2018 WNBA Rookie of the Year (unanimous)
- 2018 WNBA All-Rookie Team
- 6-time Western Conference Player of the Month
- 11-time Western Conference Player of the Week

**International Career**

- 2020 Olympic gold medalist (USA 5x5)
- 2022, 2018 FIBA World Cup gold medalist (USA 5x5) & 2022 FIBA World Cup M'VP.

**Collegiate Career**

- 2017 NCAA Champion
- 2017 Final Four Most Outstanding Player
- 2018 National Player of the Year (consensus)
- 4-time All-American
- 2-time SEC Defensive Player of the Year

**2023 (Las Vegas)**

- Named June Western Conference Player of the Month...WNBA All-Star leading vote-getter ...Earned 11th Western Conference Player of the Week honor for the week ending June 25...Hit 11-of-13 from the line at LA on May 25.

**2022 (Las Vegas)**

- Named WNBA MVP for 2nd time (7th player with multiple MVPs) ... Led or tied for the team lead in scoring 16 times, and in rebounding 22 times ... Named Western Conference Player of the Week on May 16, May 30, June 21, June 25 and Aug. 15 ... Named WNBA Western Conference Player of the Month for May and July ... Set franchise record for most consecutive games scoring 20+ points (8)

**2021 (Las Vegas)**

- Led or tied for the team lead in scoring 12 times, in rebounding 14 times, and in assists 6 times ... Named WNBA Western Conference Player of the Month for June ... Named WNBA Western Conference Player of the Week (July 4)

**2020 (Las Vegas)**

- Named WNBA MVP (5th youngest in history) ... Named Western Conference Player of the Week (August 10, September 14) ... Named Western Conference Player of the Month (August, September) ... Tied a franchise record for most made free throws in a game without a miss when she went 12 for 12 at Dallas on August 25 ... Made 25 straight free throws—longest streak of her career

**2019 (Las Vegas)**

- Led or tied for the team lead in scoring 11 times, in rebounding 9 times, and in assists 1 time ... Named WNBA Western Conference Player of the Week on June 24 and July 1 ... Scored a career-high 39 points vs. Indiana on June 29, which tied the franchise record for points in a game ... Sprained her ankle and had to leave the game in the 3rd quarter at Seattle on July 19, and missed 8 games ... Posted 3 games of 20+ points and 10+ rebounds

**2018 (Las Vegas)**

- Named Western Conference Player of the Week (July 9) ... Led the W in free throw attempts and made free throws ... Set franchise records for made field goals, field goal attempts, made free throws, free throw attempts, points and scoring average ... Tied the program record for most made free throws (14) and most free throw attempts (18) in a game against Washington on June 1 ... Set the franchise record for most made field goals in a game (16 at Indiana on June 12) ... Scored the second most points by a rookie (35) in franchise history at Indiana on June 12 ... Recorded 7 games of at least 20 points and 10 rebounds

**Personal**

- Enjoys eating Chipotle and Chik-fil-A ... Father, Roscoe, played professional basketball internationally for 10 years ... Is dyslexic ... Is a member of the WNBA and WNBPA Social Justice Council ... First WNBA player to partner with Mountain Dew

**[Go to A'ja Wilson's complete bio online](#)**

- Online bio includes items such as expanded WNBA statistics, more notes, college, international and USA Basketball statistics, and more!

**Record Without**

Year	Games Missed	Record With	Record Without
2018	0	14-19	0-0
2019	8	15-11	6-2
2020	0	18- 4	0-0
2021	0	24- 8	0-0
2022	0	26-10	0-0
2023	0	17- 2	0-0
<b>Totals</b>	<b>0</b>	<b>114-54</b>	<b>6-2</b>

# PLAYER PROFILES



## Season Highs

	Pts	Rebs	Asts	Stls	Blks	Min	FG	FGA	3G	3GA	FT	FTA
2018	35	16	8	3	7	39:32	16	24	0	0	14	18
2019	39	12	5	3	7	40:52	14	20	0	1	11	14
2020	31	16	4	4	5	38:52	11	21	0	0	12	12
2021	30	15	8	4	3	43:18	10	24	1	1	12	12
2022	35	16	5	4	5	37:56	13	24	3	5	13	15
2023	28	14	5	3	4	36:18	10	18	1	3	11	16

## WNBA Rankings

	PPG	RPG	APG	SPG	BPG	MPG	FG%	3G%	FT%
2018	3rd	6th	---	---	6th	16th	24th	---	---
2019	7th	17th	---	---	4th	---	---	---	---
2020	2nd	6th	---	24th	1st	10th	21st	---	---
2021	6th	8th	21st	---	11th	10th	21st	---	10th
2022	5th	2nd	---	12th	1st	19th	12th	16th	---

## Milestones Reached

Mark	Opponent	Date	Gm. #
1st Pt	@ Connecticut	May 20, 2018	1
1,000th Pt	Phoenix	Aug. 20, 2019	53
2,000th Pt	Washington	Aug. 17, 2021	104
3,000th Pt	@ Connecticut	June 8, 2023	157
1,000th Reb	@ Chicago	May 28, 2022	122

## Upcoming Milestones

Mark	Category	Current
4,000	Points	3,218
1,500	Rebounds	1,432
400	Assists	382
300	Blocked Shots	295
200	Steals	170

	Reb	Asts	Double-Doubles	
Year	10+	10+	Pt/Reb	Pt/Ast
2018	10	0	10	0
2019	3	0	3	0
2020	7	0	7	0
2021	17	0	17	0
2022	17	0	17	0
2023	13	0	12	0
Totals	67	0	66	0

	Scoring			
Year	10+	20+	30+	40+
2018	33	18	3	0
2019	23	7	1	0
2020	22	15	1	0
2021	30	14	1	0
2022	34	20	1	0
2023	18	11	0	0
Totals	160	85	7	0

## Regular Season Highs

2023

PTS	28	Indiana	June 24
REBS	14	Minnesota	June 18
ASTS	5	Connecticut	July 1
STLS	3	4x, last @ Minnesota	July 9
BLKS	4	4x, last @ Minnesota	July 9
MINS	36:18	Dallas	July 5

## CAREER

PTS	39	Indiana (OT)	June 29, 2019
REBS	16	4x, Last vs. Seattle	June 29, 2022
ASTS	8	2x, last @ Dallas	July 11, 2021
STLS	4	4x, Last vs. Chicago	Aug. 11, 2022
BLKS	7	2x, last @ Atlanta	Sept. 5, 2019
MINS	43	@ Minnesota	June 25, 2021

## Career Regular Season Statistics

Year	Tm	G	GS	MP	FG	FGA	FG%	3P	3PA	3P%	2P	2PA	2P%	eFG%	FT	FTA	FT%	OR	DR	REB	RPG	A	S	B	TO	PF	PTS	PPG
2018 *	LVA	33	33	1010	245	530	.462	0	0	---	245	530	.462	.462	192	248	.774	66	198	264	8.0	74	27	55	46	68	682	20.7
2019 *	LVA	26	25	739	158	330	.479	0	1	.000	158	329	.480	.479	114	144	.792	42	125	167	6.4	47	13	45	56	52	430	16.5
2020	LVA	22	22	697	166	346	.480	0	0	---	166	346	.480	.480	118	151	.781	34	154	188	8.5	45	27	44	35	49	450	20.5
2021 *	LVA	32	32	1021	207	466	.444	1	1	1.000	206	465	.443	.445	169	193	.876	63	235	298	9.3	98	28	40	46	49	584	18.3
2022 *	LVA	36	36	1080	260	519	.501	31	83	.373	229	436	.525	.531	152	187	.813	66	273	339	9.4	75	52	70	61	76	703	19.5
2023	LVA	19	19	576	130	250	.520	3	16	.188	127	234	.543	.526	106	138	.768	41	135	176	9.3	43	23	41	30	42	369	19.4
Career		168	167	5122	1166	2441	.478	35	101	.347	1131	2340	.483	.485	851	1061	.802	312	1120	1432	8.5	382	170	295	274	336	3218	19.2





## JACKIE YOUNG

#0

Guard

5-11

Notre Dame '19

5th Year

### WNBA Career

- 2022 WNBA Championship
- 2022 WNBA Most Improved Player Award Winner
- 2023 & 2022 WNBA All-Star
- 1-time Western Conference Player of the Week

### International Career

- 2020 Olympic gold medalist (USA 3x3)

### Collegiate Career

- 2019 NCAA Champion
- 2019 ACC Tournament MVP

### High School Career

- 2016 Naismith Player of the Year
- 2016 Indiana's Miss Basketball

### 2023 (Las Vegas)

- All-Star Game starter...Scored a career-high 30 points (12-18 FGs, 4-7 3pt FGs, 2-4 FTs) at Los Angeles on May 25...

### 2022 (Las Vegas)

- Led or tied for the team lead in scoring 5 times, in assists 7 times, and in rebounds 3 times ... Named Western Conference Player of the Week for May 16-22 ... Injured her ankle early in the 4th Q vs. CT on 6/2 ... DNP 6/5 and 6/11 (right ankle sprain) ... Named to her first All-Star Team as a starter (2nd leading vote-getter among guards)

### 2021 (Las Vegas)

- Led or tied for the team lead in assists 5 times, in scoring 4 times, and in rebounding 2 times

### 2020 (Las Vegas)

- Led or tied for the team lead in scoring on 2 occasions, in rebounding 2 times, and in assists 3 times

### 2019 (Las Vegas)

- Led or tied for the team lead in assists on 18 occasions, and in scoring 1 time

### Collegiate Honors & Notes (Notre Dame)

- Ranked 3rd in the nation among guards in FG% ... Was one of only 4 players in the nation to average more than 14.0 points, 7.0 rebounds and 5.0 assists during her final year at Notre Dame

### [Go to Jackie Young's complete bio online](#)

- Online bio includes items such as expanded WNBA statistics, more notes, college, international and USA Basketball statistics, and more!

### Team Record Without

Year	Games Missed	Record With	Record Without
2019	0	21-13	0-0
2020	0	18- 4	0-0
2021	0	24- 8	0-0
2022	2	24-10	2-0
2023	0	17- 2	0-0
<b>Totals</b>	<b>2</b>	<b>104-37</b>	<b>2-0</b>



Season Highs

	PTS	REBS	ASTS	STLS	BLKS	MIN	FG	FGA	3G	3GA	FT	FTA
2019	17	10	10	3	2	35:08	5	14	2	3	9	12
2020	20	7	9	4	1	32:42	8	15	1	2	5	6
2021	29	10	6	4	2	40:27	14	19	1	3	10	10
2022	26	9	9	3	2	41:21	9	19	4	7	8	8
2023	30	7	8	4	1	35:56	12	18	5	9	8	9

WNBA Rankings									
	PPG	RPG	APG	SPG	BPG	MPG	FG%	3G%	FT%
2019	---	---	---	---	---	---	---	---	---
2020	---	---	23rd	---	---	---	16th	---	---
2021	25th	---	18th	23rd	---	11th	11th	---	21st
2022	12th	---	14th	13th	---	3rd	22nd	3rd	13th

Milestones

Mark	Opponent	Date	Gm. #
1st Pt	Los Angeles	May 26, 2019	1
1,000th Pt	Los Angeles	May 23, 2022	96
500th Ast	New York	June 29, 2023	137

Upcoming Milestones

Mark	Category	Current
2,000	Points	1,762
600	Rebounds	561
600	Assists	524
200	Steals	152

Year	Reb	Asts	Double Doubles			Scoring			
	10+	10+	Pt/Reb	Pt/Ast	Reb-Ast		10+	20+	30+
2019	1	1	0	0	1	2019	7	0	0
2020	0	0	0	0	0	2020	12	2	0
2021	2	0	2	0	0	2021	21	4	0
2022	0	0	0	0	0	2022	30	11	0
2023	0	0	0	0	0	2023	19	9	1
Totals	3	1	2	0	1	Totals	89	26	1

Regular Season Highs

2023						CAREER					
PTS	30	@ Los Angeles			May 25	PTS	30	@ Los Angeles			May 25, 2023
REBS	7	2x, last vs Dallas			July 5	REBS	11	@ Seattle			May 18, 2021
ASTS	8	2x, last @ Minnesota			July 9	ASTS	10	2x, last vs. Phoenix			Aug. 20, 2019
STLS	4	@ Los Angeles			May 25	STLS	4	3x, last @ Los Angeles			May 25, 2023
BLKS	1	2x, last at Los Angeles			May 25	BLKS	2	4x, last vs. Chicago			May 28, 2022
MINS	35:56	Dallas			July 5	MINS	41	Washington			June 25, 2022

Career Regular Season Statistics																													
Year	Tm	G	GS	MP	FG	FGA	FG%	3P	3PA	3P%	2P	2PA	2P%	eFG%	FT	FTA	FT%	OR	DR	REB	RPG	A	S	B	TO	PF	PTS	PPG	
2019	LVA	34	34	767	76	236	.322	14	44	.318	62	192	.323	.352	59	73	.808	23	88	111	3.3	153	26	12	53	47	225	6.6	
2020	LVA	22	0	568	93	189	.492	3	13	.231	90	176	.511	.500	52	61	.852	18	77	95	4.3	67	15	2	35	39	241	11.0	
2021	LVA	32	32	1018	155	307	.505	5	20	.250	150	287	.523	.513	75	90	.833	21	110	131	4.1	103	36	11	47	58	390	12.2	
2022 *	LVA	34	34	1129	191	401	.476	50	116	.431	141	285	.495	.539	110	128	.859	43	105	148	4.4	132	48	8	43	81	542	15.9	
2023	LVA	19	19	586	131	229	.572	46	94	.489	85	135	.630	.672	56	68	.824	12	64	76	3.4	70	27	2	36	30	364	19.2	
Career		141	119	4066	646	1362	.474	118	287	.411	528	1074	.492	.517	352	420	.838	116	444	560	4.0	525	152	35	214	255	1762	12.5	



## LAS VEGAS FRANCHISE ALL-TIME SINGLE GAME HIGHS

	OVERALL			QUARTER			HALF		
	HIGH	DATE/LAST	OPP	HIGH	DATE/LAST	OPP	HIGH	DATE/LAST	OPP
FIELD GOALS	43	3x; 7/9/23	Minnesota	14	6x; 7/14/22 (Q1)	New York	26	2x; 7/14/22 (H1)	New York
FIELD GOAL ATT	91	6/23/13	New York	26	2x; 5/28/22 (Q3)	Chicago	47	2x; 8/1/18 (H1)	Phoenix
3-POINT FGS	18	5/23/22	Los Angeles	7	3x; 7/14/22 (Q1)	New York	12	7/14/22 (H1)	New York
3-POINT FG ATT	39	2x; 7/9/23	Minnesota	15	7/17/22 (Q3)	Connecticut	21	4x; 7/9/23 (H2)	Minnesota
FREE THROWS	42	6/23/97	Los Angeles	20	6/26/11 (Q4)	Atlanta	28	6/23/97 (H2)	Utah vs Los Angeles
FREE THROW ATT	56	6/23/97	Los Angeles	21	6/26/11 (Q4)	Atlanta	33	6/23/97 (H2)	Utah vs Los Angeles
OFF REB	22	7/16/10	Tulsa	9	2x; 6/19/18 (Q2)	Seattle	15	8/12/06 (H1)	Phoenix
DEF REB	44	5/20/23	Seattle	14	4x; 7/7/21 (Q3)	Phoenix	24	6/16/06 (H1)	Minnesota
REBOUNDS	56	6/16/06	Minnesota	19	6/6, 2019 (Q2)	Atlanta	33	8/12/06 (H1)	Phoenix
ASSISTS	33	6/3/18	Chicago	13	2x; 7/14/22 (Q1)	New York	21	7/14/22 (H1)	New York
STEALS	22	6/11/10	Tulsa	9	6/11/10 (Q4)	Tulsa	15	6/11/10 (H2)	Tulsa
TURNOVERS	33	2x; 8/17/97	Phoenix	11	2x; 7/8/08 (Q3)	New York	19	6/18/00 (H1)	Seattle
BLOCKS	14	6/11/11	Atlanta	7	9/5/19 (Q2)	Atlanta	10	5/23/21 (H1)	Connecticut
POINTS	118	7/4/21	Atlanta	41	6/21/22 (Q1)	Chicago	71	7/14/22 (H1)	New York

## LAS VEGAS 2023 SINGLE GAME HIGHS

	OVERALL			QUARTER			HALF		
	HIGH	DATE/LAST	OPP	HIGH	DATE/LAST	OPP	HIGH	DATE/LAST	OPP
FIELD GOALS	43	7/9/23	Minnesota	13	6/11/23 (Q2)	Chicago	24	5/20/23 (H2)	Seattle
FIELD GOAL ATT	80	5/27/23	Los Angeles	23	5/27/23 (Q3)	Los Angeles	42	5/28/23 (H1)	Minnesota
3-POINT FGS	17	7/9/23	Minnesota	6	2x; 7/9/23 (Q4)	Minnesota	9	2x; 7/9/23 (H2)	Minnesota
3-POINT FG ATT	39	2x; 7/9/23	Minnesota	12	5/28/23 (Q2)	Minnesota	21	2x; 7/9/23 (H2)	Minnesota
FREE THROWS	27	6/26/23	Indiana	11	2x; 6/2/23 (Q3)	Atlanta	17	5/25/23 (H2)	Los Angeles
FREE THROW ATT	28	2x; 6/26/23	Indiana	13	6/2/23 (Q3)	Atlanta	22	5/25/23 (H2)	Los Angeles
OFF REB	11	7/1/23	Connecticut	6	7/1/23 (Q4)	Connecticut	8	7/1/23 (H2)	Connecticut
DEF REB	44	5/20/23	Seattle	13	2x; 6/4/23 (Q2)	Indiana	23	5/20/23 (H2)	Seattle
REBOUNDS	50	5/20/23	Seattle	15	2x; 6/18/23 (Q3)	Minnesota	26	5/20/23 (H1)	Seattle
ASSISTS	32	6/29/23	New York	10	6/6/23 (Q1)	Connecticut	18	6/21/23 (H1)	Phoenix
STEALS	16	5/27/23	Los Angeles	7	5/27/23 (Q1)	Los Angeles	10	5/27/23 (H1)	Los Angeles
TURNOVERS	20	5/25/23	Los Angeles	9	6/11/23 (Q4)	Chicago	12	6/26/23 (H1)	Indiana
BLOCKS	11	7/9/23	Minnesota	4	4x; 7/9/23 (Q3)	Minnesota	6	2x; 7/9/23 (H2)	Minnesota
POINTS	113	7/9/23	Minnesota	33	7/9/23 (Q4)	Minnesota	62	5/20/23 (H2)	Seattle

## LAS VEGAS FRANCHISE ALL-TIME CAREER LEADERS

### Games Played

1. Sophia Young-Malcolm	301
2. Dearica Hamby	242
3. Margo Dydek	224
4. Becky Hammon	223
5. Jayne Appel Marinelli	218
6. Kayla McBride	195
7. Adrienne Goodson	188
8. Marie Ferdinand-Harris	180
9. Danielle Robinson	178
10. Kelsey Plum	176

### Points

1. Sophia Young-Malcolm	4300
2. Becky Hammon	3474
3. A'ja Wilson	3218
4. Kayla McBride	2858
5. Adrienne Goodson	2563
6. Margo Dydek	2457
7. Kelsey Plum	2306
8. Dearica Hamby	2232
9. Marie Ferdinand-Harris	2076
10. Jia Perkins	1863

### Assists

1. Becky Hammon	1133
2. Danielle Robinson	841
3. Kelsey Plum	684
4. Sophia Young-Malcolm	554
5. Jennifer Azzi	532
6. Jackie Young	524
7. Chelsea Gray	522
8. Kayla McBride	461
9. Vickie Johnson	418
10. Margo Dydek	416

### Steals

1. Sophia Young-Malcolm	477
2. Jia Perkins	249
3. Marie Ferdinand-Harris	246
4. Becky Hammon	244
5. Dearica Hamby	216
6. Kayla McBride	215
7. Danielle Robinson	204
8. Adrienne Goodson	192
9. A'ja Wilson	170
10. Shannon Johnson	154

### Offensive Rebounds

1. Sophia Young-Malcolm	549
2. Adrienne Goodson	460
3. Natalie Williams	457
4. Dearica Hamby	350
5. Jayne Appel Marinelli	343
6. A'ja Wilson	312
7. Margo Dydek	264
8. Danielle Adams	224
9. Wendy Palmer	222
10. Kayla Alexander	191

### Defensive Rebounds

1. Margo Dydek	1266
2. Sophia Young-Malcolm	1258
3. A'ja Wilson	1120
4. Dearica Hamby	1014
5. Jayne Appel Marinelli	983
6. Natalie Williams	699
7. Adrienne Goodson	595
8. Kayla McBride	559
9. Becky Hammon	510
10. Wendy Palmer	465

### Rebounds

1. Sophia Young-Malcolm	1807
2. Margo Dydek	1530
3. A'ja Wilson	1432
4. Dearica Hamby	1364
5. Jayne Appel Marinelli	1326
6. Natalie Williams	1156
7. Adrienne Goodson	1055
8. Wendy Palmer	687
9. Kayla McBride	669
10. Danielle Adams	659

### Blocks

1. Margo Dydek	655
2. A'ja Wilson	295
3. Jayne Appel Marinelli	194
4. Ruth Riley	188
5. Elena Baranova	116
6. Sophia Young-Malcolm	111
7. Danielle Adams	96
8. Liz Cambage	92
9. Kayla Alexander	78
9. Katie Mattera	78

### Field Goals Made

1. Sophia Young-Malcolm	1659
2. A'ja Wilson	1166
3. Becky Hammon	1137
4. Adrienne Goodson	991
5. Kayla McBride	970
6. Margo Dydek	905
7. Dearica Hamby	837
8. Kelsey Plum	791
9. Marie Ferdinand-Harris	718
10. Jia Perkins	694

### Field Goals Attempted

1. Sophia Young-Malcolm	3545
2. Becky Hammon	2631
3. A'ja Wilson	2441
4. Kayla McBride	2387
5. Adrienne Goodson	2254
6. Margo Dydek	1986
7. Kelsey Plum	1830
8. Dearica Hamby	1759
9. Marie Ferdinand-Harris	1735
10. Jia Perkins	1729

### Field Goal Percentage

1. Natalie Williams	48.6
2. A'ja Wilson	47.8
3. Dearica Hamby	47.6
4. Jackie Young	47.4
5. Sophia Young-Malcolm	46.8
6. Danielle Robinson	46.3
7. Margo Dydek	45.6
8. Adrienne Goodson	44.0
9. Kelsey Plum	43.2
10. Becky Hammon	43.2

### Turnovers

1. Becky Hammon	718
2. Margo Dydek	611
3. Adrienne Goodson	508
4. Sophia Young-Malcolm	482
5. Marie Ferdinand-Harris	379
6. Dearica Hamby	364
7. Danielle Robinson	363
8. Kelsey Plum	343
9. Kayla McBride	332
10. Natalie Williams	289

### 3-Pointers Made

1. Becky Hammon	498
2. Kelsey Plum	325
3. Kayla McBride	323
4. Jia Perkins	198
5. Danielle Adams	176
6. Shanna Zolman	142
7. Shameka Christon	129
8. Jennifer Azzi	128
9. Jackie Young	118
10. Edwige Lawson-Wade	106

### 3-Pointers Attempted

1. Becky Hammon	1282
2. Kayla McBride	879
3. Kelsey Plum	818
4. Jia Perkins	558
5. Danielle Adams	536
6. Shameka Christon	395
7. Shanna Zolman	353
8. Jackie Young	287
8. Edwige Lawson-Wade	287
8. Jennifer Azzi	287

### 3-Point Percentage

1. Jennifer Azzi	44.6
2. Jackie Young	41.1
3. Shanna Zolman	40.2
4. Kelsey Plum	39.7
5. Becky Hammon	38.8
6. Edwige Lawson-Wade	36.9
7. Kayla McBride	36.7
8. Jia Perkins	35.5
9. Danielle Adams	32.8
10. Shameka Christon	32.7

### Free Throws Made

1. Sophia Young-Malcolm	955
2. A'ja Wilson	851
3. Becky Hammon	702
4. Margo Dydek	628
5. Kayla McBride	595
6. Marie Ferdinand-Harris	572
7. Adrienne Goodson	535
8. Natalie Williams	521
9. Dearica Hamby	474
10. Kelsey Plum	399

### Free Throws Attempted

1. Sophia Young-Malcolm	1331
2. A'ja Wilson	1061
3. Margo Dydek	795
4. Becky Hammon	762
5. Marie Ferdinand-Harris	745
6. Adrienne Goodson	713
7. Dearica Hamby	690
8. Natalie Williams	684
9. Kayla McBride	665
10. Danielle Adams	460

### Free Throw Percentage

1. Becky Hammon	92.1
2. Kayla McBride	89.5
3. Kelsey Plum	87.9
4. Danielle Robinson	87.1
5. Jennifer Azzi	85.1
6. Jia Perkins	84.7
7. Jackie Young	83.8
8. Shannon Johnson	80.3
9. A'ja Wilson	80.2
10. Margo Dydek	79.0



## 2022 ACES VS MERCURY

### Aces vs. Mercury, 2022 Regular Season

PLAYER	GP-GS	MIN	FGM-FGA	FG%	3-POINT		FTM-FTA	FT%	--- REBOUNDS ---					PF-DQ	STL	TO	BLK	PTS/AVG
					FGM-FGA	FG%			OFF	DEF	TOT/AVG	AST						
Plum, K	3-3	97:04	22 - 47	46.8	12-23	52.2	8 - 10	80.0	1	12	13/4.3	13		7-0	2	11	0	64/21.3
Young, J	3-3	98:29	21 - 36	58.3	4-9	44.4	13 - 14	92.9	3	7	10/3.3	11		9-0	6	5	1	59/19.7
Hamby, D	3-3	83:46	20 - 26	76.9	3-6	50.0	7 - 9	77.8	3	15	18/6.0	2		9-0	2	5	2	50/16.7
Wilson, A	3-3	85:18	12 - 23	52.2	0-3	0.0	16 - 21	76.2	5	21	26/8.7	7		7-0	1	4	5	40/13.3
Gray, C	3-3	74:21	14 - 30	46.7	2-7	28.6	8 - 9	88.9	0	5	5/1.7	19		8-0	5	4	0	38/12.7
Plaisance, T	3-0	53:54	6 - 16	37.5	5-10	50.0	2 - 2	100	4	15	19/6.3	1		8-0	0	2	1	19/6.3
Williams, R	1-0	16:16	1 - 4	25.0	0-3	0.0	2 - 5	40.0	0	3	3/3.0	1		3-0	0	0	0	4/4.0
Sheppard, A	3-0	28:19	3 - 6	50.0	3-5	60.0	1 - 2	50.0	0	3	3/1.0	1		7-1	1	1	1	10/3.3
Stokes, K	1-0	19:28	1 - 4	25.0	0-1	0.0	0 - 0	0.0	1	3	4/4.0	1		1-0	0	1	1	2/2.0
Colson, S	3-0	22:24	1 - 5	20.0	0-2	0.0	2 - 2	100	0	1	1/0.3	7		4-0	1	1	0	4/1.3
Bell, K	2-0	20:41	1 - 3	33.3	0-2	0.0	0 - 0	0.0	0	0	0/0.0	1		2-0	0	0	2	2/1.0
ACES	3	600	102 - 200	51.0	29-71	40.8	59 - 74	79.7	17	85	128/42.7	64		65-1	18	36	13	292/97.3
MERCURY	3	600	88 - 203	43.3	23-78	29.5	43 - 54	79.6	19	71	111/37	55		66-0	13	43	10	242/80.7

### Mercury vs. Aces, 2022 Regular Season

PLAYER	GP-GS	MIN	FGM-FGA	FG%	3-POINT		FTM-FTA	FT%	--- REBOUNDS ---					PF-DQ	STL	TO	BLK	PTS/AVG
					FGM-FGA	FG%			OFF	DEF	TOT/AVG	AST						
Diggins-Smith, S	2-2	63:40	13 - 27	48.1	2-7	28.6	7 - 8	87.5	0	7	7/3.5	7		8-0	1	4	1	35/17.5
DeShields, D	2-2	50:11	12 - 26	46.2	3-8	37.5	3 - 4	75.0	1	5	6/3.0	4		9-0	0	5	0	30/15.0
Charles, T	3-3	95:41	17 - 47	36.2	3-15	20.0	4 - 4	100	3	16	19/6.3	8		8-0	3	9	1	41/13.7
Peddy, S	3-2	77:48	13 - 26	50.0	5-12	41.7	3 - 3	100	2	4	6/2.0	6		6-0	3	2	1	34/11.3
Taurasi, D	3-3	91:07	8 - 31	25.8	2-18	11.1	13 - 15	86.7	0	7	7/2.3	20		7-0	1	7	1	31/10.3
Cunningham, S	3-0	65:14	9 - 16	56.3	5-10	50.0	8 - 8	100	1	9	10/3.3	2		10-0	2	3	0	31/10.3
Gustafson, M	3-0	35:18	9 - 14	64.3	3-4	75.0	0 - 0	0.0	2	6	8/2.7	0		4-0	0	2	1	21/7.0
Turner, B	2-2	67:31	4 - 6	66.7	0-0	0.0	2 - 4	50.0	6	8	14/7.0	4		8-0	3	3	4	10/5.0
Cannon, E	1-0	06:24	1 - 1	100	0-0	0.0	1 - 2	50.0	0	2	2/2.0	1		0-0	0	0	0	3/3.0
Anigwe, K	2-1	19:30	1 - 4	25.0	0-0	0.0	2 - 6	33.3	1	5	6/3.0	1		2-0	0	2	0	4/2.0
Simms, J	1-0	12:11	1 - 2	50.0	0-1	0.0	0 - 0	0.0	3	1	4/4.0	1		0-0	0	2	0	2/2.0
Thomas, S	3-0	15:25	0 - 3	0.0	0-3	0.0	0 - 0	0.0	0	1	1/0.3	1		4-0	0	0	1	0/0.0
Nurse, K	0-0	0	0 - 0	0.0	0-0	0.0	0 - 0	0.0	0	0	0/0.0	0		0-0	0	0	0	0/0.0
MERCURY	3	600	88 - 203	43.3	23-78	29.5	43 - 54	79.6	19	71	111/37	55		66-0	13	43	10	242/80.7
ACES	3	600	102 - 200	51.0	29-71	40.8	59 - 74	79.7	17	85	128/42.7	64		65-1	18	36	13	292/97.3

## ACES VS. MERCURY, 2023 BOX SCORE

June 21 @ Phoenix: Aces 99, Lynx 79

July 11 @ Las Vegas

Sept. 8 @ Phoenix

Sept. 10 @ Las Vegas

#### WOMEN'S NATIONAL BASKETBALL ASSOCIATION

#### OFFICIAL SCORER'S REPORT FINAL BOX

Wednesday, June 21, 2023 Footprint Center, Phoenix, AZ

Officials: #11 Randy Richardson, #29 Charles Watson, #26 Angel Kent

Game Duration: 1:55  
Attendance: 11580

VISITOR: Las Vegas Aces (11-1)

	POS	MIN	FG	FGA	3P	3PA	FT	FTA	OR	DR	TOT	A	PF	ST	TO	BS	+/-	PTS
0 Jackie Young	F	24:31	8	12	5	7	2	3	0	0	0	5	1	0	0	0	25	23
22 A'ja Wilson	F	26:09	7	12	0	0	6	10	3	9	12	0	4	0	2	2	22	20
3 Candace Parker	C	23:16	4	6	0	2	0	0	4	2	6	6	2	1	1	1	12	8
10 Kelsey Plum	G	27:55	7	10	3	5	4	4	0	2	2	6	2	2	3	0	27	21
12 Chelsea Gray	G	27:41	4	7	2	4	1	2	0	1	1	8	1	0	1	0	16	11
41 Kiah Stokes		19:25	0	0	0	0	0	0	0	2	2	0	0	0	0	0	10	0
7 Alysha Clark		21:58	1	4	0	1	2	2	0	3	3	4	2	1	0	0	6	4
1 Kierstan Bell		15:29	2	8	1	3	0	0	1	2	3	0	2	0	1	0	-5	5
13 Cayla George		10:00	3	6	0	1	0	0	0	2	2	0	0	0	1	0	-7	6
51 Sydney Colson		03:36	0	0	0	0	1	2	0	1	1	0	2	0	0	0	-6	1
		200:00	36	65	11	23	16	23	8	24	32	29	16	4	9	3	20	99
			55.4%		47.8%		69.6%			TM REB: 10							TOT TO: 10 (8 PTS)	

HOME: PHOENIX MERCURY (2-9)

	POS	MIN	FG	FGA	3P	3PA	FT	FTA	OR	DR	TOT	A	PF	ST	TO	BS	+/-	PTS
9 Sophie Cunningham	F	30:15	4	9	1	4	5	5	0	2	2	6	5	0	2	0	-9	14
12 Michaela Onyenwere	F	29:21	3	12	1	4	2	2	2	5	7	3	5	1	1	0	-12	9
21 Brianna Turner	C	27:01	4	4	0	0	0	0	0	0	0	1	3	1	0	1	-16	8
8 Moriah Jefferson	G	22:08	5	12	2	4	0	0	0	0	0	2	4	0	1	0	-15	12
1 Sug Sutton	G	32:36	9	16	1	3	2	2	1	1	2	2	3	0	2	0	-7	21
2 Evina Westbrook		17:56	2	5	0	2	1	1	1	1	2	1	0	0	2	0	-11	5
10 Megan Gustafson		19:39	3	6	0	1	4	5	4	6	10	1	1	1	1	1	-15	10
30 Kadi Sissoko		10:19	0	4	0	2	0	0	0	2	2	0	0	0	1	0	-8	0
14 Sam Thomas		10:45	0	2	0	0	0	0	0	1	1	0	1	0	0	0	-7	0
		200:00	30	70	5	20	14	15	8	18	26	16	22	3	10	2	-20	79
			42.9%		25%		93.3%			TM REB: 9							TOT TO: 13 (17 PTS)	

#### SCORE BY PERIOD

	1	2	3	4	FINAL
Aces	32	25	30	12	99
MERCURY	19	21	20	19	79

Inactive: Aces - Williams (Injury/Illness - Lower Back)

Inactive: Mercury - Diggins-Smith (- Pregnancy/Childbirth), Griner (Injury/Illness - Hip), Peddy (Injury/Illness - Right Achilles), Taurasi (Injury/Illness - Hamstring)

Points in the Paint: Aces 40 (20/33), MERCURY 38 (19/33)

2nd Chance Points: Aces 15 (5/7), MERCURY 22 (10/12)

Fast Break Points: Aces 12 (5/5), MERCURY 7 (3/5)

Biggest Lead: Aces 28, MERCURY 2

Lead Changes: 4

Times Tied: 4



# 2023 REGULAR SEASON STATISTICS



## LAS VEGAS ACES (17-1)

PLAYER	GP-GS	MIN	FGM-FGA	FG%	3-POINT		FTM-FTA	FT%	---- REBOUNDS ----			AST	PF-DQ	STL	TO	BLK	PTS/AVG
					FGM-FGA	FG%			OFF	DEF	TOT/AVG						
Wilson, A	19-19	575:59	130 - 250	52.0	3-16	18.8	106 - 138	76.8	41	135	176/9.3	43	42-0	23	30	41	369/19.4
Young, J	19-19	586:20	131 - 229	57.2	46-94	48.9	56 - 68	82.4	12	64	76/4.0	69	30-0	27	36	2	364/19.2
Plum, K	18-18	554:05	121 - 240	50.4	41-106	38.7	60 - 67	89.6	3	38	41/2.3	74	39-0	14	38	0	343/19.1
Gray, C	19-19	596:55	105 - 207	50.7	31-70	44.3	33 - 34	97.1	3	62	65/3.4	121	39-0	28	48	10	274/14.4
Parker, C	18-18	425:26	60 - 129	46.5	17-51	33.3	25 - 28	89.3	16	81	97/5.4	67	35-0	27	31	16	162/9.0
Clark, A	19-1	409:20	46 - 97	47.4	22-61	36.1	15 - 17	88.2	12	37	49/2.6	18	43-0	9	14	3	129/6.8
Bell, K	16-0	149:45	23 - 59	39.0	9-30	30.0	1 - 4	25.0	5	21	26/1.6	6	16-0	7	5	4	56/3.5
George, C	12-0	87:21	13 - 42	31.0	4-22	18.2	0 - 0	0.0	5	16	21/1.8	4	13-0	2	11	4	30/2.5
Stokes, K	19-1	360:12	17 - 33	51.5	1-8	12.5	6 - 11	54.5	23	83	106/5.6	10	30-0	7	10	25	41/2.2
Colson, S	12-0	54:42	4 - 5	80.0	2-3	66.7	1 - 2	50.0	0	5	5/0.4	13	11-0	2	2	1	11/0.9
Williams, R	DNP																
<b>ACES</b>	<b>19</b>	<b>3800</b>	<b>650 - 1291</b>	<b>50.3</b>	<b>176-461</b>	<b>38.2</b>	<b>303 - 369</b>	<b>82.1</b>	<b>120</b>	<b>542</b>	<b>795/41.8</b>	<b>425</b>	<b>298-0</b>	<b>146</b>	<b>242</b>	<b>106</b>	<b>1779/93.6</b>
<b>OPPONENTS</b>	<b>19</b>	<b>3800</b>	<b>575 - 1361</b>	<b>42.2</b>	<b>131-386</b>	<b>33.9</b>	<b>219 - 290</b>	<b>75.5</b>	<b>149</b>	<b>478</b>	<b>769/40.5</b>	<b>361</b>	<b>347-0</b>	<b>125</b>	<b>257</b>	<b>54</b>	<b>1500/78.9</b>

PLAYER	---- SINGLE GAME HIGHS ----							---- AVERAGE PER GAME ----							---- AVERAGE PER 48 MIN ----						
	MIN	REB	AST	STL	TO	BLK	PTS	MIN	REB	AST	STL	TO	BLK	PTS	REB	AST	STL	TO	BLK	PTS	
Wilson, A	36:18	14	5	3	3	4	28	30.3	9.3	2.3	1.21	1.6	2.16	19.4	12.2	3.0	1.60	2.1	2.85	25.6	
Young, J	35:56	7	8	4	5	1	30	30.9	4.0	3.6	1.42	1.9	0.11	19.2	5.2	4.7	1.84	2.5	0.14	24.8	
Plum, K	35:35	5	8	2	4	0	40	30.8	2.3	4.1	0.78	2.1	0.00	19.1	3.0	5.3	1.01	2.7	0.00	24.8	
Gray, C	37:09	8	12	3	6	2	25	31.4	3.4	6.4	1.47	2.5	0.53	14.4	4.4	8.1	1.88	3.2	0.67	18.4	
Parker, C	26:29	12	8	5	5	3	15	23.6	5.4	3.7	1.50	1.7	0.89	9.0	9.1	6.3	2.54	2.9	1.50	15.2	
Clark, A	35:08	6	4	2	4	1	11	21.5	2.6	0.9	0.47	0.7	0.16	6.8	4.8	1.8	0.88	1.4	0.29	12.6	
Bell, K	15:29	5	1	2	2	2	12	9.4	1.6	0.4	0.44	0.3	0.25	3.5	6.9	1.6	1.87	1.3	1.07	15.0	
George, C	15:07	4	1	1	2	2	6	7.3	1.8	0.3	0.17	0.9	0.33	2.5	9.6	1.8	0.92	5.0	1.83	13.7	
Stokes, K	25:12	9	2	2	2	4	7	19.0	5.6	0.5	0.37	0.5	1.32	2.2	11.8	1.1	0.78	1.1	2.78	4.6	
Colson, S	10:00	2	3	1	1	1	5	4.6	0.4	1.1	0.17	0.2	0.08	0.9	3.7	9.5	1.46	1.5	0.73	8.0	
Williams, R	DNP																				

## PHOENIX MERCURY (4-14)

PLAYER	GP-GS	MIN	FGM-FGA	FG%	3-POINT		FTM-FTA	FT%	---- REBOUNDS ----			AST	PF-DQ	STL	TO	BLK	PTS/AVG
					FGM-FGA	FG%			OFF	DEF	TOT/AVG						
Griner, B	15-15	419:40	117 - 194	60.3	1-5	20.0	64 - 82	78.0	17	82	99/6.6	26	38-0	10	37	30	299/19.9
Taurasi, D	14-14	402:05	67 - 170	39.4	30-99	30.3	46 - 56	82.1	0	49	49/3.5	74	39-0	8	49	7	210/15.0
Cunningham, S	15-15	420:51	53 - 126	42.1	25-76	32.9	39 - 45	86.7	7	28	35/2.3	29	51-2	11	27	5	170/11.3
Onyenwere, M	18-14	464:37	65 - 147	44.2	20-54	37.0	33 - 42	78.6	28	57	85/4.7	32	62-1	15	44	13	183/10.2
Jefferson, M	17-14	389:17	63 - 147	42.9	19-49	38.8	15 - 22	68.2	2	26	28/1.6	49	38-0	19	21	3	160/9.4
Sutton, S	18-7	506:52	61 - 152	40.1	12-37	32.4	28 - 34	82.4	5	37	42/2.3	93	25-0	9	46	2	162/9.0
Peddy, S	9-0	131:52	16 - 42	38.1	7-22	31.8	8 - 9	88.9	3	8	11/1.2	19	13-0	7	3	0	47/5.2
Gustafson, M	13-0	139:26	19 - 37	51.4	2-9	22.2	17 - 22	77.3	12	24	36/2.8	3	21-0	2	9	3	57/4.4
Turner, B	18-11	474:16	26 - 36	72.2	0-0	0.0	4 - 7	57.1	22	84	106/5.9	25	47-1	17	35	22	56/3.1
Simms, J	5-0	64:25	4 - 14	28.6	0-5	0.0	3 - 5	60.0	4	8	12/2.4	3	7-0	2	6	0	11/2.2
Westbrook, E	9-0	72:03	2 - 20	10.0	0-11	0.0	6 - 6	100	1	8	9/1.0	4	7-0	1	4	1	10/1.1
Sissoko, K	18-0	118:57	8 - 26	30.8	0-6	0.0	3 - 4	75.0	4	16	20/1.1	3	15-0	2	13	3	19/1.1
Coates, A	2-0	05:19	1 - 1	100	0-0	0.0	0 - 0	0.0	0	0	0/0.0	0	1-0	1	0	0	2/1.0
Thomas, S	1-0	10:45	0 - 2	0.0	0-0	0.0	0 - 0	0.0	0	1	1/1.0	0	1-0	0	0	0	0/0.0
Dixon, L	1-0	04:36	0 - 1	0.0	0-0	0.0	0 - 0	0.0	0	0	0/0.0	0	0-0	0	0	0	0/0.0
Diggins-Smith, S	DNP																
<b>MERCURY</b>	<b>18</b>	<b>3625</b>	<b>502 - 1115</b>	<b>45.0</b>	<b>116-373</b>	<b>31.1</b>	<b>266 - 334</b>	<b>79.6</b>	<b>105</b>	<b>428</b>	<b>676/37.6</b>	<b>360</b>	<b>365-4</b>	<b>104</b>	<b>321</b>	<b>89</b>	<b>1386/77</b>
<b>OPPONENTS</b>	<b>18</b>	<b>3625</b>	<b>547 - 1249</b>	<b>43.8</b>	<b>141-404</b>	<b>34.9</b>	<b>298 - 361</b>	<b>82.5</b>	<b>179</b>	<b>442</b>	<b>770/42.8</b>	<b>370</b>	<b>333-2</b>	<b>135</b>	<b>246</b>	<b>63</b>	<b>1533/85.2</b>

PLAYER	---- SINGLE GAME HIGHS ----							---- AVERAGE PER GAME ----							---- AVERAGE PER 48 MIN ----						
	MIN	REB	AST	STL	TO	BLK	PTS	MIN	REB	AST	STL	TO	BLK	PTS	REB	AST	STL	TO	BLK	PTS	
Griner, B	33:46	11	3	2	5	4	29	28.0	6.6	1.7	0.67	2.5	2.00	19.9	9.4	2.5	0.95	3.5	2.86	28.5	
Taurasi, D	35:39	7	10	2	7	2	23	28.7	3.5	5.3	0.57	3.5	0.50	15.0	4.9	7.4	0.80	4.9	0.70	20.9	
Cunningham, S	35:33	6	6	2	4	1	27	28.1	2.3	1.9	0.73	1.8	0.33	11.3	3.3	2.8	1.05	2.6	0.48	16.2	
Onyenwere, M	35:28	12	4	3	5	3	24	25.8	4.7	1.8	0.83	2.4	0.72	10.2	7.3	2.8	1.29	3.8	1.12	15.8	
Jefferson, M	32:05	4	8	5	4	1	18	22.9	1.6	2.9	1.12	1.2	0.18	9.4	2.9	5.0	1.95	2.2	0.31	16.4	
Sutton, S	38:28	6	10	2	5	1	21	28.2	2.3	5.2	0.50	2.6	0.11	9.0	3.3	7.3	0.71	3.6	0.16	12.8	
Peddy, S	19:18	3	7	2	1	0	10	14.7	1.2	2.1	0.78	0.3	0.00	5.2	3.3	5.8	2.12	0.9	0.00	14.3	
Gustafson, M	22:09	10	1	1	3	1	10	10.7	2.8	0.2	0.15	0.7	0.23	4.4	10.3	0.9	0.57	2.6	0.86	16.4	
Turner, B	37:06	13	3	5	4	3	11	26.3	5.9	1.4	0.94	1.9	1.22	3.1	8.9	2.1	1.43	3.0	1.86	4.7	
Simms, J	20:09	4	1	1	2	0	4	12.9	2.4	0.6	0.40	1.2	0.00	2.2	7.5	1.9	1.24	3.7	0.00	6.8	
Westbrook, E	19:27	3	3	1	2	1	5	8.0	1.0	0.4	0.11	0.4	0.11	1.1	5.0	2.2	0.56	2.2	0.56	5.6	
Sissoko, K	16:13	5	1	1	3	1	4	6.6	1.1	0.2	0.11	0.7	0.17	1.1	6.7	1.0	0.67	4.4	1.01	6.4	
Coates, A	03:30	0	0	1	0	0	2	2.7	0.0	0.0	0.50	0.0	0.00	1.0	0.0	0.0	7.52	0.0	0.00	15.0	
Thomas, S	10:45	1	0	0	0	0	0	10.8	1.0	0.0	0.00	0.0	0.00	0.0	3.7	0.0	0.00	0.0	0.00	0.0	
Dixon, L	04:36	0	0	0	0	0	0	4.6	0.0	0.0	0.00	0.0	0.00	0.0	0.0	0.0	0.00	0.0	0.00	0.0	
Diggins-Smith, S	DNP																				

# Las Vegas Aces

## MEDIA CHEAT SHEET



**KIERSTAN BELL**  
G 6-1 176  
FGCU 2nd Yr.



**ALYSHA CLARK**  
F 5-11 167  
Middle Tenn. 11th Yr.



**SYDNEY COLSON**  
G 5-8 140  
Texas A&M 9th Yr.



**CAYLA GEORGE**  
C/F 6-4 192  
Australia 4th Yr.



**CHELSEA GRAY**  
G 5-11 170  
Duke 9th Yr.



**CANDACE PARKER**  
F/C 6-4 184  
Tennessee 16th Yr.



**KELSEY PLUM**  
G 5-8 145  
Washington 6th Yr.




**KIAH STOKES**  
C 6-3 191  
Connecticut 8th Yr.




**RIQUANA WILLIAMS**  
G 5-7 165  
Miami 11th Yr.



**A'JA WILSON**  
F 6-4 195  
South Carolina 6th Yr.



**JACKIE YOUNG**  
G 6-0 165  
Notre Dame 5th Yr.



**BECKY HAMMON**  
Head Coach



**NATALIE NAKASE**  
Assistant Coach




**TYLER MARSH**  
Assistant Coach



**CHARLENE THOMAS-SWINSON**  
Assistant Coach



**TERA GIROUX**  
Assistant Medical Director



**BANDELE TALIB JR.**  
Head Athletic Trainer



**JEREMIAH WELCH**  
Performance Coach



**LUJENE CLARK**  
Massage Therapist



**KRISTIN MOORE**  
Equipment Manager

### PRONUNCIATION GUIDE

- 1 Kierstan Bell
- 7 Alysha Clark
- 41 Kiah Stokes
- 2 Riquna Williams
- 22 A'ja Wilson

Natalie Nakase  
Tera Giroux  
Lujene Clark  
Bandel Talib

### PRO-NUN-C-A-SHUN GUYD

KEER-stin  
uh-LEE-sha  
KEE-uh  
rih-QWAHN-uh  
A-zhuh (like the continent, Asia)

nuh-KAH-say  
TAIR-up guh-ROO  
LOO-zhean  
ban-DELL TAH-leeb