



Las Vegas Aces (16-2) vs Minnesota Lynx (9-9)

July 9, 2023 | Target Center | Minneapolis, MN | 4 pm PT | TV: FOX 5 / SSSN | RADIO: ESPN Las Vegas

Game #19, Away Game #9


Aces Media Relations—John Maxwell, (951) 203-3208, jmaxwell@lasvegasaces.com

Caroline Williams (725) 289-8896, cwilliams@lasvegasaces.com

2023 Schedule/Results

Date	Opponent	Time/Result
May		
20	@ Seattle (ABC)	W / 105-64
25	@ Los Angeles (CBS SN)	W / 94-85
27	Los Angeles (NBA TV)	W / 93-65
28	Minnesota (CBS Sports Network)	W / 94-73
June		
2	@ Atlanta (ION)	W / 92-87
4	@ Indiana (CBS Sports Network)	W / 84-80
6	@ Connecticut	W / 90-84
8	@ Connecticut (Amazon Prime)	L / 94-77
11	Chicago (ESPN3)	W / 93-80
15	Seattle (Amazon Prime)	W / 96-63
18	Minnesota (NBA TV)	W / 93-62
21	@ Phoenix (NBA TV)	W / 99-79
24	Indiana (NBA TV)	W / 101-88
26	Indiana (CBS Sports Network)	W / 88-80
29	New York (Amazon Prime)	W / 98-81
July		
1	Connecticut (ABC)	W / 102-84
5	Dallas	W / 89-82
7	@ Dallas (ION)	L / 80-78
9	@ Minnesota	4:00 pm
11	Phoenix (CBS Sports Network)	7:00 pm
12	@ Los Angeles (CBS Sports Network)	7:00 pm
15	AT&T WNBA All-Star 2023	
20	@ Seattle (Amazon Prime)	7:00 pm
22	@ Minnesota (ESPN)	12:00 pm
25	@ Chicago (ESPN)	4:00 pm
30	Dallas (CBS Sports Network)	3:00 pm
August		
1	Atlanta	7:00 pm
6	@ New York (ABC)	12:00 pm
8	@ Dallas (CBS Sports Network)	5:00 pm
11	Washington (ION)	7:00 pm
13	Atlanta (CBS Sports Network)	6:00 pm
15	Commissioner's Cup Championship	
17	New York (Amazon Prime)	7:00 pm
19	Los Angeles (ABC)	12:00 pm
22	@ Atlanta (CBS Sports Network)	4:00 pm
24	@ Chicago (NBA TV)	5:00 pm
26	@ Washington (NBA TV)	4:00 pm
28	@ New York (ESPN2)	4:00 pm
31	Washington (Amazon Prime)	7:00 pm
September		
2	Seattle (NBA TV)	6:00 pm
8	@ Phoenix (ION)	7:00 pm
10	\$ Phoenix (ESPN2)	12:00 pm

\$ To be played at T-Mobile Arena
Commissioner's Cup Games in Blue
All times Pacific and subject to change



Kierstan Bell
Alysha Clark
Sydney Colson
Cayla George
Kiah Stokes
Riquna Williams

Hole Cards

Jackie Young	F	5th Year	6-0	Notre Dame '19
2023	PPG 19.3	RPG 4.0	APG 3.4	SPG 1.4
Career	12.5	4.0	3.7	1.1
2023 Ranks	9th	---	20th	13th
Career Notes	2022 WNBA Champ • 2022 All-Star • 2022 Most Improved Player • 2022 1st Team • 2020 U.S. Olympic gold (3x3) • 2019 All-Rookie			

Candace Parker	F	16th Year	6-4	Tennessee '08
2023	PPG 9.0	RPG 5.4	APG 3.7	SPG 1.5
Career	16.0	8.5	4.0	1.3
2023 Ranks	---	25th	15th	*10th
Career Notes	2016, 2021 WNBA Champ • 2008, 2013 WNBA MVP • 2020 Defensive PoY • 7-time All-Star • 10-time All-WNBA honoree • 2-time U.S. Olympic gold (5x5)			

A'ja Wilson	C	6th Year	6-4	South Carolina '18
2023	PPG 19.7	RPG 9.2	APG 2.2	SPG 1.2
Career	19.2	8.5	2.3	1.0
2023 Ranks	6th	6th	---	22nd
Career Notes	2022 WNBA Champ • 2020, 2022 M'VP • 4-time All-Star • 3-time All-WNBA honoree • 2018 Rookie of Year • 2020 U.S. Olympic gold & 2-time WC gold (5x5)			

Kelsey Plum	G	6th Year	5-8	Washington '17
2023	PPG 17.8	RPG 2.3	APG 4.1	SPG 0.8
Career	12.9	2.5	3.9	0.8
2023 Ranks	13th	---	*12th	---
Career Notes	2022 WNBA Champ • 2022 All-WNBA 1st Team • 2022 All-Star MVP • 2021 6th PoY • 2020 U.S. Olympic gold (3x3) • 2-time USA WC gold (5x5)			

Chelsea Gray	G	9th Year	5-11	Duke '14
2023	PPG 14.4	RPG 3.5	APG 6.2	SPG 1.5
Career	12.1	3.0	4.8	1.1
2023 Ranks	26th	---	3rd	*10th
Career Notes	2016, 2022 WNBA Champ • 2022 Finals MVP • 4-time All-Star • 2017, 2019 All-W Teams (2nd, 1st) • 2020 U.S. Olympic gold (5x5), 2022 USA WC gold (5x5)			

The Turn

G	2nd Year	6-1	FGCU '22	3.3 ppg, 1.7 rpg
F	10th Year	5-11	Middle Tennessee	6.6 ppg, 2.4 rpg, .375 3G%
G	9th Year	5-8	Texas A&M '11	0.5 ppg, 0.5 rpg, 1.1 apg
C	4th Year	6-4	Australia	2.7 ppg, 1.5 rpg
C	9th Year	6-3	Connecticut '15	2.1 ppg, 5.5 rpg, 1.2 bpg
G	11th Year	5-7	Miami '12	DNP



CONGRATULATIONS!

If you are reading this, it means that you have made the wise decision to cover a WNBA game featuring the defending WNBA Champion Las Vegas Aces. Odds are, you a member of one of the most prestigious media outlets in the nation, and a talented print, radio or television personality.

Regardless of how these Game Notes came into your possession, welcome to year 6 of the Las Vegas Aces—our first as the defending WNBA Champs.

These Game Notes are designed to simplify your coverage of the Aces, but in a society that now likes to communicate in ~~140 280-~~ characters or less, 30-second Tik Tok videos, even a modest-sized set of Game Notes like this one can be intimidating.

Over the next 2 pages, we will walk you through the complexities of this document to further enhance your ability to cover the most entertaining team in the WNBA.

Before we begin, we want you to know that we've gone interactive with notes this year. Embedded links will take you to the [interweb page](#) that contains more information on each note or tidbit of information. Click through to your heart's content!

So let's get started. These notes are divided into 3 primary sections: Season Notes, Individual Player Profiles and Statistics.

Statistics

Let's take these items in reverse order. If all you need are our season statistics, just flip to the end of these notes. Both team's stats are always located on the second to last page.

There is also a separate statistical packet in a different document with more detailed information about both teams.

The back page is the Media Cheat Sheet roster, complete with head shots to help you quickly identify our players.

What about box scores? Some folks like to see the box score from the previous game in Game Notes, while some folks like to peruse all of that season's box scores. Some like to see the box scores from previous meetings between the two teams playing today.

Given all these possibilities, we have decided not to include any box scores ~~because we are lazy~~ in an effort to rid the planet of unnecessary paper waste. All Aces and Sun box scores are located online here: [2023 Aces Box Scores](#) || [2023 Sun Box Scores](#) (PDF)

Individual Player Profiles

Each player on the roster has at least one page of info in this doc.

Included in these are ...

- Notes from the 2023 season
- Notes from previous seasons
- Streaks that paint a statistical picture of the player's most recent efforts.
- Single-season and career highs.
- Career Stats
- Links to a more robust bio online

Additional information is available on each player's online biography, linked from various spots in the notes, including the front page, but these should give you what you need to cover the game.

Season Notes

This area is divided into 3 primary sections.

As the season progresses, the first notes will be super specific to this year's team and players, and should tell the story of the season, essentially answering the question, "Why do the Aces have the record they have?"

The second section contains interesting milestones or tidbits about this year's team or individuals.

The third section includes information from recent seasons that might (in theory) still have relevance to this year's team.

Today's Opponent

These pages let you know how the Aces have performed historically against today's opponent.

Additional Information

Also included in these notes are an Aces' roster, and Pronunciation Guide (page 4).

Frequently Asked Question

"I have found several typos in this document. Would you like to know about them?"

Yes, we would, but you should know that there are many people in the world who are not happy unless they find fault in the work of others. In an effort to boost their self-confidence, we have intentionally sprinkled several typos in this document to assist them, so we may already be aware of the typos of which you speak.

Epilogue

If you have any additional questions, please don't hesitate to reach out to the following people:

Director of Media Relations John Maxwell
(951) 203-3208
jmaxwell@lasvegasaces.com

Assistant Director of Media Relations Caroline Williams
(725) 289-8896
cwilliams@lasvegasaces.com

Thanks again for your interest in covering the Las Vegas Aces.

CLIFFSNOTES: STATISTICAL COMPARASONS

While the Aces' and Lynx' comprehensive season's statistics and stats from their 3 contests in 2022 can be found on pages 42-43 and in the additional stats packets we provide, below is your CliffsNotes version for the Aces and Lynx, and where they rank among the league's 12 teams.

ACES	Rank	STAT	Rank	LYNX
92.6	1	PPG	8	79.9
34.9	6	RPG	5	35.0
21.9	2	APG	7	19.0
5.3	1	BPG	10	2.9
7.7	3	SPG	8	6.8
.498	1	FG%	8	.423
.377	2	3P%	11	.309
.825	5	FT%	3	82.8
112.7	1	OER	8	99.4
95.1	1	DER	8	103.0
17.6	1	Net Rating	8	-3.7
1.71	1	AST/TO	4	1.38
19.4	2	Assist Ratio	7	17.3
16.9	2	Points Off TO	9	14.1
39.6	2	Points in Paint	8	34.7
14.0	3	Opp. Pts off TO	9	16.7
9.4	7	2nd Chance Pts	9	9.3
9.8	5	OPP 2nd Chnc Pts	10	11.4
56.3	1	EFG%	9	47.2

LOCAL WATCH PARTIES

In addition to the national TV schedule listed on page 1, the remaining 15 Las Vegas Aces games listed at right also will be broadcast locally on FOX5 and/or Silver State Sports & Entertainment Network.

Date	Opponent	Local TV	Date	Opponent	Local TV
July 9	@Minnesota	Fox5 / SSEN	Aug. 8	@Dallas	Fox5 / SSEN
July 11	Phoenix	SSEN	Aug. 13	Atlanta	Fox5 / SSEN
July 12	@Los Angeles	SSEN	Aug. 17	New York	SSEN
July 20	@Seattle	SSEN	Aug. 22	@Atlanta	Fox5 / SSEN
July 25	@Chicago	Fox5 / SSEN	Aug. 24	@Chicago	Fox5 / SSEN
July 30	Dallas	SSEN	Aug. 26	@Washington	SSEN
Aug. 1	Atlanta	SSEN	Aug. 31	Washington	SSEN
			Sept. 2	Seattle	SSEN

LOCAL LISTENING PARTIES

Aces home games will be featured across the radio airways on ESPN Las Vegas 100.9 FM and 1100 AM. The pregame show will begin 30 minutes prior to the tip.

2023 ACES RECORDS

	Season	Home	Road	Streak
Overall	16-2	10-0	6-2	L1
West	8-1	5-0	3-1	L1
East	8-1	5-0	3-1	W5
Commissioner's Cup	7-1	4-0	3-1	L1
Overtime	0-0	0-0	0-0	---
Streak	L1	W10	L1	---

Follow us @LVAcres





Alphabetical

##	NAME	POS	HGT	WGT	DATE OF BIRTH	EXP	COLLEGE	HOMETOWN
1	Kierstan Bell	F	6-1	176	March 16, 2000	1	FGCU	Alliance, OH
7	Alysha Clark	F	5-11	167	July 7, 1987	10	Middle Tennessee	Denver, CO
51	Sydney Colson	G	5-8	140	August 6, 1989	8	Texas A&M	Houston, TX
13	Cayla George	C/F	6-4	192	May 1, 1989	3	Australia	Queensland, Australia
12	Chelsea Gray	G	5-11	170	October 8, 1992	8	Duke	Hayward, CA
3	Candace Parker	F/C	6-4	184	April 19, 1986	15	Tennessee	Naperville, IL
10	Kelsey Plum	G	5-8	145	August 24, 1994	5	Washington	San Diego, CA
41	Kiah Stokes	C	6-3	191	March 30, 1993	7	Connecticut	Cedar Rapids, IA
2	Riquna Williams	G	5-7	165	May 28, 1990	10	Miami	Pahokee, FL
22	A'ja Wilson	C/F	6-4	195	August 8, 1996	5	South Carolina	Hopkins, SC
0	Jackie Young	G	6-0	165	September 16, 1997	4	Notre Dame	Princeton, IN

Head Coach

First Assistant Coach

Assistant Coach/Head of Player Development

Assistant Coach

Medical Director

Assistant Medical Director

Head Athletic Trainer

Performance Coach

Massage Therapist

Becky Hammon (Colorado State '99)

Natalie Nakase (UCLA '03)

Tyler Marsh (Birmingham-Southern College '11)

Charlene Thomas-Swinsont (Auburn '87)

Laura Ramus

Tera Giroux

Bandeale Talib Jr.

Jeremiah Welch

Lujene Clark

Numerical

##	NAME	POS	HGT	WGT	DATE OF BIRTH	EXP	COLLEGE	HOMETOWN
0	Jackie Young	G	6-0	165	September 16, 1997	4	Notre Dame	Princeton, IN
1	Kierstan Bell	F	6-1	176	March 16, 2000	1	FGCU	Alliance, OH
2	Riquna Williams	G	5-7	165	May 28, 1990	10	Miami	Pahokee, FL
3	Candace Parker	F	6-4	184	April 19, 1986	15	Tennessee	Naperville, IL
7	Alysha Clark	F	5-11	167	July 7, 1987	10	Middle Tennessee	Denver, CO
10	Kelsey Plum	G	5-8	145	August 24, 1994	5	Washington	San Diego, CA
12	Chelsea Gray	G	5-11	170	October 8, 1992	8	Duke	Hayward, CA
13	Cayla George	C/F	6-4	192	May 1, 1989	3	Australia	Queensland, Australia
22	A'ja Wilson	C	6-4	195	August 8, 1996	5	South Carolina	Hopkins, SC
41	Kiah Stokes	C	6-3	191	March 30, 1993	7	Connecticut	Cedar Rapids, IA
51	Sydney Colson	G	5-8	140	August 6, 1989	8	Texas A&M	Houston, TX

PRONUNCIATION GUIDE

1	Kierstan Bell
7	Alysha Clark
41	Kiah Stokes
2	Riquna Williams
22	A'ja Wilson

PRO-NUN-C-A-SHUN GUYD

KEER-stin
uh-LEE-sha
KEE-uh
rih-QWAHN-uh
A-zhuh (like the continent, Asia)

Natalie Nakase
Tera Giroux
Lujene Clark
Bandeale Talib Jr.

nuh-KAH-say
TAIR-uh guh-ROO
LOO-zhean
ban-DELL TAH-leeab



FEELING RANK (2023)

	PPG	RPG	APG	SPG	BPG	MPG	FG%	3P%	FT%
Alysha Clark	---	---	---	---	---	---	---	23rd	---
Chelsea Gray	26th	---	3rd	*10th	---	17th	11th	3rd	1st
Candace Parker	---	25th	15th	*10th	*20th	---	21st	---	---
Kelsey Plum	13th	---	*12th	---	---	23rd	17th	---	10th
Kiah Stokes	---	24th	---	---	*10th	---	---	---	---
A'ja Wilson	6th	6th	---	22nd	2nd	26th	8th	---	---
Jackie Young	9th	---	20th	13th	---	22nd	3rd	1st	*25th
Las Vegas Aces	1st	6th	2nd	3rd	1st	---	1st	2nd	5th

*tie

CLOSING IN ON COMMISSIONER'S CUP FINALS

The 2023 Commissioner's Cup will be played on July 15, and the finalists are coming into view. However, with 2 games remaining in the Eastern Conference and 3 in the Western Conference, no team has clinched a finalist position.

One Las Vegas win or Minnesota loss in Commissioner's Cup play will secure the Western Conference slot in the CC Championship Game for the Aces. That means Las Vegas could clinch on July 9 in Minneapolis.

New York holds the edge over Connecticut, having won both CC games against the Sun this season, should the two teams win their final CC contests.

CC Games Remaining

July 9	Las Vegas @ Minnesota
July 11	Phoenix @ Las Vegas
July 12	New York @ Indiana
	Connecticut @ Chicago
	Dallas @ Minnesota

COMMISSIONER'S CUP STANDINGS

Eastern Conference

	Team	W	L	GB
1.	New York	6	3	-
2.	Connecticut	6	3	-
3.	Atlanta	6	4	0.5
4.	Washington	5	5	1.5
5.	Chicago	3	6	3
6.	Indiana	2	7	4

Western Conference

	Team	W	L	GB
1.	Las Vegas	7	1	-
2.	Minnesota	5	3	2
3.	Dallas	5	4	2.5
4.	Los Angeles	5	5	3
5.	Seattle	4	6	4
6.	Phoenix	1	8	6.5

REVOLUTION NUMBER 9

The Lynx, who are an even 9-9 on the season, have been surging as of late. Following an 0-6 start, the Lynx have since gone 9-3, and are on a 5-game winning streak. They played 5 of their first 7 games against teams that currently boast records of .500 or above. The Lynx' current winning streak consists of 2 wins each against Phoenix (3-14) and Seattle (4-13) and 1 over Indiana (5-13)

Statistically, Minnesota had the second worst defense (108.0 DER) in the league during their winless start, and the 8th best offense (97.1). Over the past 5 games, however, they are averaging 111.5 points per 100 possessions, while giving up a much more manageable 100.7.

One of the keys to the turnaround has been the play of 5-year veteran Napheesa Collier. During the team's start, she was posting All-Star caliber-numbers of 18.8 points per game and 5.3 rebounds. During the team's current streak, however, she is averaging MVP-esque numbers of 24.8 points and 9.4 boards.

Kayla McBride missed 2 of the team's first 6 games, and made only 34.7 percent of her field goals and 30.8 percent of her 3-pointers to open the season. Over the last 5 games, she is making 42.6 percent of her shots, including 44.1 percent from distance.

Lynx Offense	PPG	FG%	3G%	OER	DER
0-6 Start	78.3	.414	.325	97.1	108.0
5-0 Streak	90.8	.471	.359	111.5	100.8

2023: LAS VEGAS 2, MINNESOTA 0

Las Vegas upended Minnesota in the first meeting between the teams this year, 94-73, at Michelob ULTRA Arena. The Aces' defense held Minnesota to 36.6 percent shooting from the field, while Jackie Young (23 points) and Aja Wilson (21) led 5 Aces in double figures.

The teams squared off again in Las Vegas on June 18, with the Aces winning 93-62. Las Vegas outscored Minnesota 20-7 in the 3rd quarter to put the game out of reach. Young scored a game-high 24 points, while Plum dropped 4 3-pointers and finished with 21 points. Napheesa Collier scored 18, and was the lone member of the Lynx in double figures.



WHAT'S THE DIFFERENCE?

If you want to know which team historically has the best chance at winning the WNBA Championship, look no further than scoring differential—the difference between a team's points scored and points allowed.

In the WNBA's first 26 years, the team that led the league in scoring differential during the regular season won the championship 19 times. The five teams that had a positive double-digit scoring differential all won the title.

Year	Team	Sc. Diff.	Finish
2023	Las Vegas	+14.2	?????
2022	Connecticut	+8.0	WNBA Finals
2021	Connecticut	+9.8	WNBA Semifinals
2020	Seattle	+11.5	Champions
2019	Washington	+12.0	Champions
2018	Seattle	+7.6	Champions
2017	Minnesota	+11.1	Champions
2016	Minnesota	+8.8	WNBA Finals
2015	Chicago	+4.1	East Conf Semis
2014	Phoenix	+9.4	Champions
2013	Minnesota	+9.4	Champions
2012	Minnesota	+9.8	WNBA Finals
2011	Minnesota	+7.9	Champions
2010	Seattle	+7.9	Champions
2009	Phoenix	+4.1	Champions
2008	Detroit	+4.4	Champions
2007	Detroit	+4.6	WNBA Finals
2006	Connecticut	+7.8	East Conf Finals
2005	Sacramento	+6.9	Champions
2004	Seattle	+5.1	Champions
2003	Detroit	+4.6	Champions
2002	Los Angeles	+6.8	Champions
2001	Los Angeles	+8.6	Champions
2000	Houston	+12.8	Champions
1999	Houston	+9.3	Champions
1998	Houston	+12.7	Champions
1997	Houston	+6.3	Champions

Double-Digit Scoring Differential

Year	Team	Sc. Diff.	Finish
2023	Las Vegas	+14.2	?????
2000	Houston	+12.8	Champions
1998	Houston	+12.7	Champions
2019	Washington	+12.0	Champions
2020	Seattle	+11.5	Champions
2017	Minnesota	+11.1	Champions

FRANCHISE MILESTONE ALERT

With 5 more 3-pointers, Kelsey Plum (319) will pass Kayla McBride (323) and [move into 2nd in franchise history](#). Becky Hammon owns the franchise record with 498.

Jackie Young (151) needs 4 steals to move past Shannon Johnson (154) and [into the top 10](#). Plum (144) is 11 back, so both will be moving up the ranks of the top 10 for steals in franchise history this season. Sophia Young-Malcolm owns the No. 1 slot with 477.

6 | Aces vs. Lynx | July 9, 2023

STRONG START, STRONG FINISH?

The Aces had the strongest start in franchise history, racking up 16 victories before their 2nd loss of the season, which came on July 7 at Dallas. It is the third-best start in W history for victories before a 2nd loss on the season. The record is a 20-1 start to the season, accomplished by the 1998 Comets and 2016 Sparks.

Team	Year	Start	Finish
Houston	*1998	20-1	WNBA Champion
Los Angeles	*2016	20-1	WNBA Champion
Las Vegas	2023	16-1	???

PASSING FANCY

Against New York on June 29, Jackie Young passed out 6 assists to become the [franchise's 6th player with 500 or more assists](#). Chelsea Gray, who has dropped 512 dimes in an Aces uniform, is now the third current Aces player with 500 or more assists for franchise teams.

Player	Franchise Assists
1. Becky Hammon	1,133
2. Danielle Robinson	841
3. Kelsey Plum	680
4. Sophia Young-Malcolm	554
5. Jennifer Azzi	532
6. Jackie Young	516
7. Chelsea Gray	512

PAINTING THE TOWN RED

The Las Vegas Aces led the league in points in the paint in 2019, 2020 and 2021, and are [currently neck and neck](#) with the Connecticut Sun, who are scoring 40.8 points in the paint, atop the league rankings this season.

Year	PITP	Rank
2023	39.6	2nd
2022	34.3	5th
2021	41.2	1st
2020	42.7	1st
2019	37.8	1st

GONE STREAKING

The Aces on June 8 had their 11-game winning streak, which included their 4-0 run to close the 2022 regular season, halted by the Sun. It was the [longest winning streak for the team since moving to Las Vegas](#), and the second-longest in franchise history. The franchise record is 12-straight Ws, set by the San Antonio Silver Stars from June 24-Aug. 12, 2012.

Aces went streaking again and won 9-straight contests before the July 7 loss at Dallas, marking is the third-longest streak in franchise history.

Team	Wins	Dates
Silver Stars	12	June 24, 2012-Aug. 21, 2012
Aces	11	Aug. 7, 2022-June 6, 2023
Aces	9	June 11, 2023-July 5, 2023

ALL ABOUT THAT PACE

The Aces have played at one of the fastest paces in the league since moving to Las Vegas as measured by possessions per 40 minutes.

	2018	2019	2020	2021	2022	2023
Pos/40	82.4	82.3	82.6	82.5	82.2	82.3
Rank	1st	2nd	1st	1st	1st	3rd



GONE STREAKING ...

Kierstan Bell—Has 7 steals in 15 games this season after just 2 in 21 games last year ... Shooting 41.9% over past 8 games after hitting 33.3% over first 7 ... Has made 8 3s in 15 games this year after making 3 during the entire 2022 campaign.

Alysha Clark—Is 6 for her last 20 from 3-point range over past 6 games ... Averaging 6.7 points per game over her last 6 games after averaging 4.7 over her previous 7 games.

Sydney Colson—Has played in 11 of 18 games this year.

Cayla George—Scored 4+ points in 4 of 11 games played ... Has grabbed at least 1 rebound in 10 of 11 games played.

Chelsea Gray—Made 11-straight free throws in her first 7 games and 21-straight over her last 6 games ... has missed just 1 of 34 attempts from the line this season... Has at least 2 made 3s in 12 of 18 games ... Dished out 6+ assists in 11 of 18 games ... Shooting career-high 97.1% from the line.

Candace Parker—Has made 40 of her last 69 shots (.580) from the field after starting the season going 20 for 58 (.345) ... Has made 11 of her last 24 shots (.458) from distance after making 2 of her previous 18 ... Shooting a career-best 89.3% from the charity stripe (25-28 FTs) ... averaging 11.5 ppg, 5.8 rpg and 4.8 apg over last 10 games after 7.9 ppg, 4.9 rpg and 2.4 apg in first 8 games.

Kelsey Plum—Did not play in the July 5 game versus Dallas due to a non-COVID illness...Has made 56.6% of her field goal attempts and 46.6% from beyond the arc over her past 10 games after shooting 38.0% from the field and 20.7% from 3-point in the first 7 games this year ... Shot 32 of 33 from the line (.970) over last 9 games played ... Made 3+ 3-pointers in 9 games this year.

Kiah Stokes—Averaging 5.8 rpg over her last 6 games after grabbing just 3.6 over the previous 7 games ... Has at least 1 blocked shot in 12 games, including 4 with 3 or more blocks.

Riquna Williams—Has yet to play in 2023 (back).

A'ja Wilson—Averaging 10.2 rebounds and 1.8 blocks over her last 10 games, and reached double digits in 8 of those games... Has played in 116 consecutive games, which is the longest active streak in the W ... Shot 90% (36-40 FTs) from the line over the past 5 games.

Jackie Young—Has scored in double figures in every game this season and scored 20+ points 9 times ... Shot 4 for 11 (.364) on June 24 after making 27 of 42 shots (.643) over previous 3 games ... Has made 26 of her last 52 3s (.500) over last 10 games after going 2 for 9 (.222) over her previous 3 contests ... made 26 of her past 29 free throw attempts.

Aces Offense—Scored 90+ points in 13 games this year, including 3 100-point games ... Scoring differential through the first 18 games (+14.2) is the largest scoring differential over that span by any team in WNBA history ... The Aces current 15-game home winning streak is the longest in franchise history. The streak of 15-straight (or more) home wins has been accomplished 8 times in WNBA history, and the record is 28 by the Sparks in 2000-02.

Aces Defense—With a league-leading 14.2 scoring differential, the Aces have allowed opponents just 78.4 ppg (2nd lowest in the league) and 41.8% shooting from the field (2nd) and 33.4 rpg (3rd) and have sent opponents to the line a league-low of 15.3 times a game.

SCARCER THAN PINK BARBIE PAINT

Only 8 times in the history of the WNBA have teams breeched the 40 points in the paint mark by the end of the season, including the 2020 Aces, who set the benchmark with an average of 42.7 points in the paint. Through 17 games, the Aces again were scoring over the 40-point mark in the paint [before dropping to just below that mark after the July 7 game at Dallas](#). Should they rise back up and finish at 40 or above, this year's Aces would be the 9th team to accomplish the feat. Connecticut also is making a run at the rare mark this year.

Team	Year	PITP
Las Vegas	2020	42.7
Chicago	2022	42.1
Mercury	2010	41.8
Atlanta	2011	41.4
Las Vegas	2021	41.2
Connecticut	2023	40.8
Atlanta	2010	40.4
Los Angeles	1997	40.3
Atlanta	2009	40.1
~~~		
Las Vegas	2023	39.6

## TOP OF THE PECKING OERDER

Seven teams in WNBA history have boasted both the best offense and defense in the same season as measured by [Offensive \(OER\)](#) and [Defensive Efficiency Ratings \(DER\)](#)—points scored and allowed per 100 possessions. Twelve games into the 2023 season, the Aces have their sights set on becoming the 8th, currently ranking first for both OER and DER. Six of those teams ended up winning the title *.

Team	Year	OER	DER
Houston *	1998	104.1	86.7
Houston *	1999	104.4	91.4
Houston *	2000	109.1	90.8
Phoenix *	2014	106.4	94.1
Minnesota	2016	107.4	96.6
Minnesota *	2017	108.5	94.4
Seattle *	2020	108.3	93.3
Las Vegas	2023	112.7	95.1



## THAT'S OFFENSIVE

The Aces have had one of the best offenses in the league since making the move to Las Vegas. In 2020 they ranked 2nd in the WNBA in Offensive Efficiency, and in each of the past two years they finished 1st, and rank [1st through 18 games in 2023](#).

Year	OER	Rank
2018	102.0	6th out of 12
2019	99.1	5th out of 12
2020	107.3	2nd out of 12
2021	107.1	1st out of 12
2022	109.6	1st out of 12
2023	112.7	1st out of 12

## WARNING: EVEN MORE OFFENSIVE

Not one single team in the history of the league has finished the season with a final offensive rating in the teens. In 2019 the Washington Mystics came close with an all-time W record 112.9 offensive rating.

From 1997-2015, it was rare for teams to even round out the year in triple digits. From then, there was a sudden jump and, aside from 2019 when only 3 teams closed the year in triple figures, the majority teams from 2016-2022 finished with a 100+ offensive rating.

It is quite possible that the Aces, [currently boasting a 112.7 OER](#), will not only finish with an offensive rating over 100, but they could set a new high-water mark in the process.

## MILESTONE WATCH: DEFENSIVE BOARDS

Candace Parker has 2,846 defensive rebounds in her career and needs 29 to overtake Sylvia Fowles (2,874) and become the [all-time WNBA career leader for defensive boards](#).

## BOOM! BOOM! OUT GO THE LIGHTS!

The Aces, who are shooting a league-high 50.3% field goal percentage, have put up the top 2 and [5 of the top 10 single-game field goal percentage marks](#) in the league this year.

Team	Date	OPP	FG%	FGM	FGA
1. Aces	6/11	Sky	58.46	38	65
2. Aces	6/29	Liberty	57.97	40	69
3. Sky	6/30	Sparks	56.92	37	65
4. Dream	6/18	Fever	56.06	37	66
5. Liberty	6/11	Wings	55.71	39	70
Aces	6/15	Storm	55.71	39	70
7. Aces	6/21	Mercury	55.39	36	65
8. Fever	7/7	Mystics	55.00	33	60
9. Aces	5/20	Storm	54.80	40	73
Fever	6/6	Sky	54.80	40	73

## HIGH ROLLERS

The Aces scored 90+ points in each of their first 5 games in 2023, becoming the only team in league history to accomplish that feat. In fact, [no other team has scored 90+ in each of the first three games of the season](#).

Las Vegas also scored 90+ points in 6-straight games dating back to 2022, which is the 2nd longest such streak in W history (Phoenix, 2010, 7 straight). Indiana ended the Aces run by holding them to 84 points on June 4. The Aces have now scored 90+ points in 13 games this season, and are averaging a league-high 92.6 ppg.

## ACES IN THE COMMUNITY

### \$12,000 AND COUNTING EARNED FOR NAMI SOUTHERN NEVADA

For each Commissioner's Cup win this season, teams earn \$2K to donate to a charity of their choice and \$500 for each loss. The Aces are playing for NAMI (National Alliance on Mental Illness) Southern Nevada, and have earned \$14,500 for the organization through 8 CC games (standings page 13). The Aces' next 2 games also mark their final Commissioner's Cup contests, and they are hoping to up the contribution to NAMI Southern Nevada to \$18,500.

NAMI is the nation's largest grassroots mental health organization dedicated to building better lives for the millions of Americans affected by mental illness, and relies on gifts and contributions to support its important work throughout Southern Nevada.

### FLYING ACES

The Aces continue making an impact in the community in a variety of ways. On June 9, BUCKET\$ and Aces staff members visited Nellis Air Force Base where they met with troops, toured the fitness facility and flightline, and passed out Aces gear and tickets for the July 5 "Heroes of the House" Aces game as a way of saying thank you for all they do.

### NUMBER IX, NUMBER IX, NUMBER IX

After a successful inaugural event in 2022, which celebrated the 50th anniversary of the passage of Title IX, [this year's The IX Awards](#) again recognized outstanding people who have been instrumental in the fight for equality in sports and beyond.

Held June 13 at Allegiant Stadium, The IXs honored Wyomia Tyus with the Legacy Award, Jackie Joyner-Kersey with the Icon Award, Jessica Mendoza with the Game Changer Award, Elaine Wynn with the Impact Award and Annick Haczekiewicz with the Next Gen Award.

Emceed by Chris Spencer, the IXs features performances by Judith Hill and Broadway in the Hill, and concluded with a 30-minute fireside chat with Tyus.

Highlights from the 2022 The IXs celebration included a fireside chat with Billie Jean King, who was recognized with the Legacy Award, and members of the 1996 U.S. Olympic Women's Basketball Team, who collectively earned the Game Changer Award.



## IF A T(H)REE FALLS IN THE WOODS ...

Although the Aces have been one of the best 3-point shooting teams over the past 5 years, it wasn't always a big part of their arsenal. In 2022, the Aces utilized the 3-pointer to a much greater degree, and are slightly trailing the use of 3s in 2022 so far this season.

	2018	2019	2020	2021	2022	2023
3PFG%	34.6	36.7	36.6	37.5	36.1	37.7
Rank	7th	1st	4th	2nd	2nd	2nd

	2018	2019	2020	2021	2022	2023
3PA/G	10.9	15.0	11.5	13.5	26.4	23.4
Rank	12th	12th	12th	12th	3rd	4th

## 50-40-90 TABLE FOR 3?

In 2019, Washington Mystics guard/forward Elena Delle Donne became the first, and to date only, member of the WNBA's 50-40-90 club by finishing a season with a field goal percentage of 50% or higher, a 3-point field goal percentage of 40% or higher, and a free throw percentage of 90% or higher while qualifying for league leadership in each category.

Chelsea Gray and Jackie Young are both knocking on the door of the 50-40-90 club. Gray is currently shooting 50.5% from the field, 45.3% from 3-point range, and 97.1% from the charity stripe, and would join the exclusive club if the season ended today. Young currently sits at 57.3 FG%, 48.2 3pt FG% and 82.4 FT%, which would put her on the outside looking in at 50-40-80.

## (RE)BOUNDING ALONG

A'ja Wilson currently sits [in the No. 3 spot for rebounds in franchise history](#). With 1,404 boards, Wilson needs 126 to draw even with No. 2 Margo Dydek (1,530). If she keeps the same pace (9.2 rpg.) she has had through the first 18 games of the season, Wilson will sit alone at No. 2 later this year.

Player	Rebounds
1. Sophia Young-Malcolm	1,807
2. Margo Dydek	1,530
3. A'ja Wilson	1,422

## BE YOUNG, BE DOPE, BE PROUD

One year after Kelsey Plum took a run at the franchise record for scoring average in a season, A'ja Wilson is pushing to take each of the top 3 spots on the list and Jackie Young is inching toward the top 5.

Player	Year	PPG
1. A'ja Wilson	2018	20.67
2. A'ja Wilson	2020	20.46
3. Kelsey Plum	2022	20.17
4. A'ja Wilson	2023	19.67
5. A'ja Wilson	2022	19.53
6. Becky Hammon	2009	19.48
7. Jackie Young	2023	19.28

## FIVE YEAR BULL MARKET

Jackie Young, Phoenix's Sophie Cunningham and Chicago's Marina Mabrey are trying to join a group of just 15 WNBA players who managed to increase their scoring averages every season from year 2 to year 5. Through her first 11 games, Cunningham bettered her 2022 average, has dropped a little since then, but is still in the hunt to better her fourth-year numbers.

	JY	SC	MM
2019	6.6	3.1	4.0
2020	11.0	5.0	10.0
2021	12.2	5.6	13.3
2022	15.9	12.6	13.6
2023	19.3	12.1	15.8

## ALL SHE DOES IS WIN, WIN, WIN

When Jackie Young turned 25 last September 16, she had 87 regular season wins to her credit—one off the record for most wins prior to turning 25 held by Minnesota Lynx legend Maya Moore (88).

Mwadi Mabika holds the league mark for [wins through her 26th birthday](#) with 112. Las Vegas needs to win 10 more games this year in which Young plays for her to top Mabika's mark.

Player	Wins
1. Mwadi Mabika	112
2. Maya Moore	107
3. Jackie Young	103

## #WINNING

Candace Parker has helped her teams earn 268 regular season victories in her career. That ranks No. 8 all-time among league leaders, and No. 2 among active players, behind Diana Taurasi. She needs 18 more to move into a tie with Tina Thompson for 7th place. Sue Bird is the all-time leader with 333 career wins.

Player	Wins
1. Sue Bird	333
2. Lindsay Whalen	323
3. Swin Cash	294
Rebekkah Brunson	294
5. DeLisha Milton-Jones	291
6. Diana Taurasi	288
7. Tina Thompson	286
8. Candace Parker	268
9. Tamika Catchings	263
10. Tanisha Wright	255





## LOOK AT ALL THE PEOPLE HERE TONIGHT

The Aces broke their the Las Vegas-era franchise attendance record multiple times last season. They started 2023 off with the second-most fans in attendance in their home opener—the most ever in a non-playoff game—and hit the 10,000 mark again on July 5. Through 10 home games in 2023, the Aces are averaging a league-best 8,931 fans per game, and have 4 of the 10-best attended games in Las Vegas Aces history.

Date	Opponent	Attendance
Sept. 13, 2022	Connecticut *	10,211
May 27, 2023	Los Angeles	10,191
July 5, 2023	Dallas	10,177
Sept. 11, 2022	Connecticut *	10,135
Aug. 14, 2022	Seattle	10,015
Aug. 28, 2022	Seattle *	9,944
June 11, 2023	Chicago	9,786
Aug. 31, 2022	Seattle *	9,755
Oct. 8, 2021	Phoenix *	9,680
June 29, 2023	New York	9,587

* Playoff Game

## JUST WIN, BABY!

The Aces have won more regular season games than any other WNBA team since the start of the 2019 season.

Team	<u>Wins</u>
Las Vegas	105
Connecticut	97
Seattle	83

Las Vegas has also averaged the most points per game over that same time span ...

Team	<u>PPG</u>
Las Vegas	88.2
Chicago	84.2
Washington	82.3

... and has the highest field goal percentage ...

Team	<u>FG%</u>
Las Vegas	46.18
Chicago	45.98
Minnesota	44.97

... and the highest 3-pt field goal percentage ...

Team	<u>3FG%</u>
Las Vegas	36.74
Seattle	36.31
Connecticut	34.92

## BE ... AGGRESSIVE. B. E. AGGRESSIVE

Since moving to Las Vegas, the Aces have worn out a path to the free throw line, finishing 1st in the league in free throw attempts 3 times. The pace to the line has slowed in 2022 and 2023, with the Aces taking fewer attempts than in any previous year in Las Vegas.

	2018	2019	2020	2021	2022	<u>2023</u>
FTA/G	23.5	21.5	23.4	22.1	19.8	19.7
Rank	2nd	1st	1st	1st	3rd	6th

## SILENT BUT DEADLY

The soft-spoken Jackie Young has been deadly from distance since the start of the 2022 season, and Kelsey Plum isn't far behind. [Young ranks 1st](#) and Plum, who has made the most 3-pointers (148) during that span, is tied for 4th in 3-point percentage among players with a minimum of 50 3-point field goals made over that span.

Player	3PM	3PA	3P%*
Jackie Young	91	201	45.27
Moriah Jefferson	54	122	44.26
Marine Johannés	77	186	41.40
Kelsey Plum	148	366	40.44
Lexie Brown	74	183	40.44

## ONE GOOD TURNOVER DESERVES ANOTHER

The Aces took care of the basketball better than anybody in the WNBA in each of the past 3 seasons. In 2021 and 2022 they took better care of it than anybody in WNBA history.

## Turnover Percentage Rank

	2020	2021	2022	<u>2023</u>
Las Vegas	15.2	14.1	14.1	15.6
Rank	1st	1st	1st	1st

## All-Time Turnover Percentage Leaders

Team	Year	TO%
Las Vegas	2021	14.1
Las Vegas	2022	14.1
Atlanta	2021	14.8

## R-E, R-E-B, R-E-B-O-U-N-D, RE-BOUND

Over the previous 4 seasons, the Aces recorded the 4 highest defensive rebounds per game averages in WNBA history. The 2023 [Aces and Liberty are vying looking to break into the top 3 places on the list.](#)

Year	Team	DRPG
2021	Las Vegas	31.28
2019	Las Vegas	29.62
2020	Las Vegas	29.27
2023	New York	28.82
2023	Las Vegas	28.61
2022	Las Vegas	28.42
2021	Seattle	28.41

The Aces hold [the top 2 marks for most defensive rebounds in a regulation game in WNBA history](#), with 44 at Seattle on May 20, 2023, and 43 at Los Angeles on July 1, 2022. The Mercury grabbed 47 defensive rebounds against the Stars on June 7, 2014, but that was a double-overtime game.



## MST3K

A'ja Wilson reached the 3,000 career point mark against the Sun on June 8 ([watch it here](#)). At 26 years, 303 days, she became the [fifth youngest player to score 3,000 points in her career](#) (Lauren Jackson, 25 years, 27 days).

Wilson also reached the 3,000-points pinnacle in her 157th game, [which is the 7th fewest games needed to reach the mark](#) (Elena Delle Donne, 148).

## ALL RIGHT NOW

A'ja Wilson has made a living at the free throw line, leading the league in attempts in each of her first 3 seasons in the league, while finishing 2nd in 2021 and 3rd in 2022.

	2018	2019	2020	2021	2022	2023
FTA/G	7.5	5.5	6.8	6.2	5.2	7.3
Rank	1st	1st	1st	2nd	3rd	1st

Since the start of the 2018 season, Wilson has taken more than 300 more free throws than her nearest competitor.

Player	FTAs
A'ja Wilson	1055
DeWanna Bonner	752
Breanna Stewart	745

## NOTHIN' BUT NET

The Aces made 58.5% (38-65) of their field goals against the Sky, June 11, which is [the best shooting percentage in a game by any team this season](#). It also marked the 2nd-best percentage for the Aces since the team moved to Las Vegas (59.72%, 43-72 FGs vs. Atlanta, July 4, 2021).

The Aces are netting [49.8% of their shots from the field](#) and hitting an even deadlier [56.2% of their 2-point shots this year](#). Not only do those numbers lead the league, they would also bypass the 2020 Sky for the all-time WNBA season records in both categories, should they keep up the pace through the end of the year.

Team	Year	FG%
Las Vegas	2023	49.80
Chicago	2020	49.13
Los Angeles	2016	48.71
Team	Year	2PT%
Las Vegas	2023	56.21
Chicago	2020	55.66
Chicago	2022	54.23

## YOUNG, WILD & FREE

Jackie Young put up 28 points on June 15, but not a single one came from the free throw line. In fact, she wasn't even sent to the line once in the game.

Young's 28 points (12-18 FGs, 4-7 3PT FGs) are the second-most by a player who did not attempt a free throw in Aces franchise history. Becky Hammon owns the top spot with 30 points versus Phoenix on Aug. 22, 2010.

## FAST 50

No, not another Fast & The Furious sequel. Becky Hammon has 42 wins in her first 54 games as a head coach in the W, and could become the 2nd fastest coach to win 50 games. Michael Cooper tops the list with 50 victories in his 1st 57 games on the sidelines.

Coach	Gm #
Michael Cooper	57
Van Chancellor	63
Carol Ross	71

## ALL SHE DOES IS WIN 2

Not only did Becky Hammon lead the Aces to their first championship during her inaugural season at the helm, but she also boasts [the highest winning percentage of any coach in WNBA history](#) who has coached at least 15 games in the league.

Coach	W	L	PCT
Becky Hammon	42	12	.778
Van Chancellor	211	111	.655
Cheryl Reeve	290	158	.647
Carol Ross	58	32	.644
Joe Bryant	40	24	.625

The only coaches with a higher winning percentage in league history are Ryan Weisenberg and Karleen Thompson, who combined to go 11-3 (.786) as the co-head coaches of the Los Angeles Sparks in 2004. The duo replaced Michael Cooper who resigned midway through the season to become the head coach of the Denver Nuggets.

## SLIDE OVER COACH

Entering 2022, Becky Hammon owned 5 of the top 6 slots on the Aces franchise leader board for made 3s in a season. Kelsey Plum topped that mark in the 26th game of the year last season.

Player	Year	Team	3PM
Kelsey Plum	2022	LV	113
Becky Hammon	2012	SA	80
Becky Hammon	2008	SA	77
Becky Hammon	2009	SA	76
Becky Hammon	2011	SA	75
Shanna Zolman	2007	SA	74
Becky Hammon	2007	SA	74



## A'JA WILSON, FUTURE ACES GM?

A'ja Wilson broke the franchise record for most double-doubles in a career in the final game of the 2022 season, and now has 64 to her credit.

Player	<a href="#">2B-2B</a>
A'ja Wilson	65
Natalie Williams	53
Margo Dydek	41

Since being drafted in 2018, Wilson has the second most double-doubles in the league, ahead of teammate Candace Parker, who lists at No. 4, and Wilson needs 2 more to move ahead of Sylvia Fowles atop the list.

Player	<a href="#">DUB-DUB</a>
Sylvia Fowles	66
A'ja Wilson	65
Jonquel Jones	48
Candace Parker	47
Alyssa Thomas	44

## BOARD ALLERGIES

Offensive Rebound Percentages have been declining for years now as teams have relied more and more on the 3-pointer shot as a weapon.

From 1997-2003, no team grabbed fewer than 30 percent of available offensive rebounds.

From 2004-09, 7 teams grabbed fewer than 30 percent.

In 2022, 7 teams finished below 30 percent, including the Aces, whose percentage was the fourth lowest in WNBA history. The 2023 Aces and Mystics are both threatening to break into the top 5 at the end of the season.

This season, [9 teams are below 30 percent](#).

Team	Year	ORPct
Los Angeles	2021	23.3
Seattle	2015	23.5
New York	2021	24.1
Washington	2023	24.4
Las Vegas	2022	24.5
Las Vegas	2023	24.5

## HIGH SCORERS

The 2010 Phoenix Mercury hold the league record for scoring average in a season, but the Aces have a chance to break that mark in 2023.

In addition, since [2020, when they averaged 88.7 ppg, the Aces have increased their scoring year over year](#) and upped the franchise scoring record in the process.

Year	Team	PPG
2010	Phoenix	93.882
2009	Phoenix	92.824
2023	Las Vegas	92.556
2022	Las Vegas	90.444
2019	Washington	89.265
2021	Las Vegas	89.250

## 6.17 SHADES OF GRAY

Chelsea Gray recorded the 2nd greatest passing season in franchise history in 2021, took a run at the top assists averaged mark again in 2022, and is even closer to taking over the No. 1 slot this year.

Player	Year	<a href="#">APG</a>
Danielle Robinson	2013	6.72
Chelsea Gray	2023	6.17
Chelsea Gray	2022	6.06
Chelsea Gray	2021	5.91
Becky Hammon	2011	5.82

While she didn't break the most assists averaged record, Gray did break the franchise record for total assists in a season last year.

Player	Year	<a href="#">Assists</a>
Chelsea Gray	2022	212
Becky Hammon	2011	192
Chelsea Gray	2021	189
Kelsey Plum	2022	184
Becky Hammon	2012	176

## STARTER KIT

The Aces starters set a WNBA record in 2022 by scoring more points than any starting five in league history. Las Vegas is on pace to break that mark again in 2023.

Team	Year	<a href="#">PPG</a>
Las Vegas	2023	79.8
Las Vegas	2022	77.5
Phoenix	2007	75.1
Dallas	2023	72.7
Phoenix	2018	71.9
Phoenix	2010	71.9

## LOW ON RESERVES

Las Vegas' bench averaged a league record 35.0 points per game in 2020. Only 7 other teams in WNBA history have averaged more than 30 points per game from their reserves.

Two years later, in the Aces' championship season, the bench averaged 12.9 points—12th in the league. [This year, Las Vegas' reserves are averaging 12.8 points per game \(2nd fewest in the league\)](#), with the Dallas Wings "leading" the way with 11.2 per game.

## DOUBLE NICKLE

You've heard of the double-double, but probably not the double-nickel. That's because the feat of [blocking 5 shots and picking up 5 steals](#) in the same game has only been done twice in WNBA history.

Candace Parker was the first to pull it off blocking 6 shots and recording 5 steals as a member of the Los Angeles Sparks in a double overtime game against Indiana on May 29, 2008. Natasha Howard accomplished it while playing for the Seattle Storm in a regulation game against the New York Liberty on August 6, 2018.



## ACES THEME NIGHTS

Throughout the season the Las Vegas Aces are celebrating fans of all ages and backgrounds in a variety of ways.

On May 27 members of the 2022 WNBA Championship team received their rings and the championship banner was unfurled from the roof. The next day the first 7,500 fans were given a replica banner to commemorate the Aces first WNBA title. But that was just the beginning. June 11 was Kids Day, on June 15 the Aces celebrated Pride Month, June 26 was Bobblehead Night, featuring giveaways of limited-edition 2022 WNBA Finals MVP Chelsea Gray bobbleheads, and July 5 honored members of the military, first responders and all local heroes on Heroes of the House Night.

### July 11 vs. Phoenix: Sneakerhead Night

Love shoe culture? Prove it! Fans are encouraged to show “heat on the feet” and come dressed in their hottest sneakers. The first 5,000 fans in attendance will receive a pair of custom Las Vegas Aces socks.

### Aug. 1 vs. Atlanta: Breast Health Awareness Night

The Aces are asking fans to pink out the house as the organization raises awareness for cancer. The first 5,000 fans in attendance will receive pink thundersticks. Fans are encouraged to fill out “I Play For” signs to honor those past and present fighting cancer. Special moments throughout the game will pay tribute to survivors and honor lives lost.

The Aces will once again be joining forces to raise funds benefitting the [Kay Yow Cancer Fund](#) while simultaneously raising awareness around Triple Negative Breast Cancer. This game is about more than a competition. This game is about stopping the clock against cancer! Fans have the opportunity to join the Aces by participating in the “Shooting For a Cure” Pledgell Campaign.

### Aug. 18 vs. Los Angeles: Alumni Night

It's time to celebrate and honor the history of the Aces as we honor alumni. The franchise will be bringing back former players who played for the Utah Starzz (1997-2002), the San Antonio Stars (2003-2017) and Las Vegas Aces (2018-current). These players have shattered expectations on and off the court. They have stood at the forefront of advancement, inclusion and social change, and following the game fans will have the opportunity to attend an autograph session with franchise alumni.

### Sept. 10 vs. Phoenix: Fan Appreciation Day

The Aces will celebrate and show appreciation to their loyal and dedicated fanbase! All fans in attendance will receive an exclusive team poster, and the Aces will thank the fans with in-game giveaways, contests and 40% off at in-arena retail locations.

## AGE IS ONLY A NUMBER

When Candace Parker suited up for the Aces in the team's season opener she became the 6th-oldest player in franchise history to see action in a regular season game.

Player	Years, Days	Date
Tully Bevilacqua	40y, 66d	Sep. 23, 2012
DeLisha Milton-Jones	38y, 311d	July 19, 2013
Adrienne Goodson	37y, 334d	Sep. 17, 2004
Becky Hammon	37y, 159d	Aug. 17, 2014
Vickie Johnson	37y, 150d	Sep. 12, 2009
<b>Candace Parker</b>	<b>37y, 30d</b>	<b>May 20, 2023</b>

## AGE IS ONLY A NUMBER, PART 2

Last season, the average weighted age of the Aces was 26.89 years, making them the 4th youngest team in the league. It also marked the first time since the 2009 Phoenix Mercury that a league champion was below the league average in weighted age.

## NO BECKY, NO PROBLEM

Tyler Marsh served as the acting head coach in the Aces 105-64 win over Seattle on May 20, and Natalie Nakase was the acting head coach in the 94-85 victory at Los Angeles on May 25.

## RAISE THE STAKES

The Las Vegas Aces produced a five-part docuseries that chronicles the team's journey to winning the 2022 WNBA Championship. If you've not watched it yet, follow the links below to follow along as we recap the historic season.

- Watch: [The Becky Hammon Era](#)
- Watch: [Enter the Maestro](#)
- Watch: [Always Remember Who You Are](#)
- Watch: [A Storm is Coming](#)
- Watch: [A New Team is Crowned](#)

## HEY NOW, YOU'RE AN ALL-STAR

[Three members of the Las Vegas Aces—A'ja Wilson, Chelsea Gray and Jackie Young—were named starters for the 2023 AT&T WNBA All-Star Game](#) and one, [Kelsey Plum, was named as a reserve](#). Wilson was the leading All-Star vote-getter for the second consecutive season, and will serve as a team captain for the third time in her career.

## MONTHLY AWARD WINNERS

Las Vegas Aces Head Coach Becky Hammon and forward/center A'ja Wilson earned WNBA Coach of the Month and Western Conference Player of the Month honors, respectively, [for leading the Aces to a league-best 10-1 record in June 2023](#). It's Hammon's second such honor and sixth for Wilson.

## WEEK 5 PLAYER OF WEEK

A'ja Wilson earned Western Conference Player of the Week honors for helping power the No. 1 Aces to a 2-0 record for the week ending June 25. It is Wilson's 11th such honor after she earned it 5 times in 2022, twice in 2019 and once each in 2021, 2020 and 2018.



# ACES' ALL-TIME RESULTS VS. LYNX



## Regular Season History

Overall 32-57  
Home 23-22  
Road 9-35  
Overtime 3-1

## Playoff History

Overall 1-4  
Home 1-1  
Road 0-3  
Overtime 0-0  
Series 3-8

## Overall History

Overall 33-63  
Home 24-23  
Road 9-38  
Overtime 3- 1

## Streaks (incl playoffs)

Overall W 2  
Home W 5  
Road L 1

Date	H/A	Opponent	W/L	LV	LA
June 14, 1999	@	Minnesota	L 1	54	78
June 26, 1999		Minnesota	L 2	62	72
Aug. 7, 1999		Minnesota	W 1	80	70
Aug. 11, 1999	@	Minnesota	L 1	73	83
June 1, 2000		Minnesota	W 1	83	74
June 22, 2000	@	Minnesota	L 1	64	86
Aug. 2, 2000	@	Minnesota	W 1	72	62
June 23, 2001		Minnesota	W 2	87	80
July 28, 2001		Minnesota	W (OT) 3	68	60
Aug. 12, 2001	@	Minnesota	L 1	62	69
May 25, 2002	@	Minnesota	W (OT) 1	79	75
July 5, 2002		Minnesota	W 2	87	56
July 24, 2002	@	Minnesota	L 1	62	70
May 30, 2003		Minnesota	L 2	65	75
July 16, 2003	@	Minnesota	L 3	78	85
July 25, 2003	@	Minnesota	L 4	54	81
Aug. 16, 2003		Minnesota	L 5	64	75
May 26, 2004		Minnesota	W 1	56	44
June 3, 2004	@	Minnesota	L 1	47	55
June 24, 2004		Minnesota	W 1	70	57
July 28, 2004	@	Minnesota	L 1	53	66
June 28, 2005	@	Minnesota	L 2	53	63
July 26, 2005		Minnesota	W 1	78	71
Aug. 9, 2005	@	Minnesota	L 1	72	76
June 9, 2006		Minnesota	L 2	79	86
June 16, 2006		Minnesota	W 1	90	60
July 9, 2006	@	Minnesota	L 1	80	85
Aug. 6, 2006	@	Minnesota	L 2	68	82
June 20, 2007		Minnesota	W 1	80	73
June 29, 2007		Minnesota	L 1	66	77
Aug. 19, 2007	@	Minnesota	L 2	55	81
June 8, 2008	@	Minnesota	L 3	78	90
June 28, 2008		Minnesota	W 1	73	65
July 19, 2008		Minnesota	L 1	74	87
July 25, 2008	@	Minnesota	L 2	68	78
July 10, 2009	@	Minnesota	W 1	77	61
July 12, 2009		Minnesota	L 1	76	83
Aug. 9, 2009	@	Minnesota	W 1	89	87
Sept. 1, 2009		Minnesota	W (OT) 2	84	82

Date	H/A	Opponent	W/L	LV	LA
June 26, 2010		Minnesota	W 3	80	66
July 8, 2010	@	Minnesota	L 1	66	89
July 22, 2010	@	Minnesota	W 1	74	72
Aug. 10, 2010		Minnesota	L 1	66	73
Aug. 15, 2010	@	Minnesota	L 2	78	84
July 31, 2011		Minnesota	L 3	69	70
Aug. 4, 2011	@	Minnesota	L 4	60	62
Aug. 26, 2011	@	Minnesota	L 5	75	85
Aug. 28, 2011		Minnesota	L 6	61	72
Sept. 16, 2011	@	Minnesota	L 7	65	66
Sept. 18, 2011	@	Minnesota	W 1	84	75
Sept. 20, 2011	@	Minnesota	L 1	67	85
June 3, 2012	@	Minnesota	L 2	79	83
July 1, 2012		Minnesota	W 1	93	84
Aug. 28, 2012	@	Minnesota	L (OT) 1	84	96
Sept. 9, 2012		Minnesota	L 2	62	81
Sept. 23, 2012		Minnesota	W 1	99	84
June 11, 2013	@	Minnesota	L 1	72	87
July 19, 2013		Minnesota	L 2	71	87
Aug. 2, 2013	@	Minnesota	L 3	63	85
Aug. 6, 2013		Minnesota	L 4	80	93
May 30, 2014	@	Minnesota	L 5	72	88
June 1, 2014		Minnesota	L 6	79	87
July 3, 2014	@	Minnesota	L 7	84	91
July 25, 2014	@	Minnesota	L 8	78	88
Aug. 15, 2014		Minnesota	W 1	92	76
Aug. 21, 2014	@	Minnesota	L 1	84	88
Aug. 23, 2014		Minnesota	L 2	89	94
June 19, 2015	@	Minnesota	L 3	59	74
July 12, 2015		Minnesota	L 4	49	66
Aug. 11, 2015		Minnesota	L 5	76	83
Aug. 21, 2015	@	Minnesota	L 6	59	74
July 2, 2016	@	Minnesota	L 7	68	91
July 12, 2016		Minnesota	L 8	57	81
Sept. 11, 2016		Minnesota	L 9	76	81
May 28, 2017	@	Minnesota	L 10	66	80
June 25, 2017	@	Minnesota	L 11	78	87
Aug. 25, 2017		Minnesota	L 12	70	89
June 24, 2018		Minnesota	L 13	73	88
July 13, 2018	@	Minnesota	W 1	85	77
Aug. 9, 2018		Minnesota	L 1	77	89



# ACES' ALL-TIME RESULTS VS. LYNX



Date	H/A	Opponent	W/L	LV	LA
June 16, 2019	@	Minnesota	W 1	80	75
July 21, 2019		Minnesota	W 2	79	73
Aug. 25, 2019	@	Minnesota	L 1	77	98
Aug. 13, 2020		Minnesota	W 1	87	77
Sept. 10, 2020	@	Minnesota	W 2	104	89
June 25, 2021	@	Minnesota	L 1	77	98
July 9, 2021		Minnesota	L 2	67	77
Sept. 8, 2021		Minnesota	W 1	102	81
May 19, 2022		Minnesota	W 2	93	87
June 19, 2022		Minnesota	W 3	96	95
July 1, 2022	@	Minnesota	W 4	91	85
July 3, 2022	@	Minnesota	L 1	71	102
May 28, 2023		Minnesota	W 1	94	73
June 18, 2023		Minnesota	W 2	93	62
July 9, 2023	@	Minnesota			
July 22, 2023	@	Minnesota			



Las Vegas Aces President Nikki Fargas announced on December 31, 2021 that the team hired San Antonio Spurs assistant, and 6-time WNBA All-Star Becky Hammon as the team's head coach. Hammon rewarded the Aces less than nine months later with the franchise's first WNBA Championship.

The seeds for Hammon's hiring were originally sewn when the Aces retired her jersey on September 13, 2021. That ceremony served as the culmination of the franchise's 25th anniversary alumni initiative, which saw the Aces embrace their Utah and San Antonio roots, and celebrate the players who helped build the franchise and the league from the ground up. Las Vegas owner Mark Davis spent time with Hammon and her family that week, and walked away understandably impressed.

Hammon played 16 seasons in the WNBA, including her final eight in San Antonio, where she led the franchise to its first finals appearance in 2008.

On August 5, 2014, Spurs head coach Gregg Popovich hired Hammon as a full-time assistant making her the first woman in NBA history to hold that position.

Since that time, Hammon has continued to accumulate coaching 'firsts' in the NBA. On July 3, 2015, she became the first woman to serve as head coach in the NBA's Summer League where she led the Spurs to the league title.

Less than a year later, Hammon became the first woman to be part of an All-Star coaching staff, and on December 30, 2020, following Popovich's ejection in San Antonio's game against Los Angeles, Hammon took over on the bench, becoming the first woman acting head coach in the history of the NBA.

A member of the league's 15th, 20th and 25th anniversary teams, Hammon went undrafted in 1999 following her All-American career at Colorado State. She signed with New York as a free agent that same year, helping the team to WNBA Finals appearances in three of her first four years in the Big Apple.

The Rapid City, SD native earned her first All-Star nod in 2003, and represented New York on the Eastern Conference squad in 2005 and 2006 as well.



Following the 2006 season, New York traded Hammon to San Antonio. In her first year in silver and black, she posted what were then career highs in scoring (18.8 ppg), and assists (5.0) while earning another trip to the WNBA All-Star Game. As a team, the Silver Stars made their first appearance in the postseason since 2002, falling to Phoenix in the Western Conference Finals.

In 2008, Hammon led San Antonio to its first trip to the WNBA Finals where they fell to Detroit. The Silver Stars made the playoffs in each of her seven full seasons with the team, and Hammon once again was named to the All-Star team in 2009 and 2011.

She retired as the franchise leader in assists per game (5.1) and scoring average (15.6), and the WNBA leader in career free throw percentage (89.7).

Hammon, who will be inducted into the Naismith Memorial Hall of Fame this year, was inducted into the Colorado Sports Hall of Fame in 2015 and the San Antonio Sports Hall of Fame in 2018.

HEAD COACH BECKY HAMMON



<b>Colorado State (1995-99)</b>		<b>WNBA (1999-2014)</b>	
All-American	1997, 1998, 1999	New York Liberty	1999-2006
NCAA Sweet Sixteen	1999	San Antonio Stars	2007-14
NCAA Second Round	1996, 1998		
WAC Mountain Division Player of the Year	1997-98, 1998-99	All-Star	2003, 2005-07, 2009, 2011
WAC Pacific Division Player of the Year	1996-97	All-WNBA First Team	2007, 2009
WAC Tournament MVP	1996	All-WNBA Second Team	2005, 2008
WAC Freshman of the Year	1995-96	WNBA Assists Leader	2007
WAC All-Time Leading Scorer	2,740 points, 1995-99	WNBA 15th Anniversary Team	2011
WAC Single-Season Scoring Leader	824 points, 1998-99	WNBA 20th Anniversary Team	2016
WAC Single-Season Made 3-Pointers Leader	114, 1998-99	WNBA 25th Anniversary Team	2021
No. 25 Retired by Colorado State	January 22, 2005	WNBA Finals	1999, 2000, 2002, 2008
<b>Coaching Career (2014-present)</b>		No. 25 Retired by San Antonio	June 25, 2016
San Antonio Spurs Assistant (NBA)	2014-22	No. 25 Retired by Las Vegas	September 13, 2021
Las Vegas Aces (WNBA)	2022-present		
<b>WNBA Champion</b>		<b>Halls of Fame</b>	
Coach of the Year	2022	Naismith Memorial Basketball Hall of Fame	2023
Coach of the Month	June 2023, May 2022	San Antonio Sports Hall of Fame	2018
Commissioner's Cup Champion	2022	Colorado Sports Hall of Fame	2015

WNBA HEAD COACH RECORD

TEAM	YEAR	REG W-L	PCT	CON FIN	POST W-L	PCT	NOTES
Las Vegas Aces	2022	26-10	.722	1st	8-2	.800	WNBA Champion, Commissioner's Cup Champion
Las Vegas Aces	2023	16- 2	.889				
Totals	2 Years	42-12	.778				

NBA ASSISTANT COACH RECORD

TEAM	YEAR	REG W-L	PCT	CON FIN	POST W-L	PCT	NOTES
San Antonio Spurs	2014-15	55-27	.671	6th	3-4	.429	Western Conference First Round
San Antonio Spurs	2015-16	67-15	.817	2nd	6-4	.600	Western Conference Semifinals
San Antonio Spurs	2016-17	61-21	.744	2nd	8-8	.500	Western Conference Finals
San Antonio Spurs	2017-18	47-35	.573	7th	1-4	.250	Western Conference First Round
San Antonio Spurs	2018-19	48-34	.585	7th	3-4	.429	Western Conference First Round
San Antonio Spurs	2019-20	32-39	.451	11th	-	-	-
San Antonio Spurs	2020-21	33-39	.458	10th	-	-	-
San Antonio Spurs	2021-22	34-48	.415	10th	-	-	-
Totals	8 Years	377-258	.594		21-24	.467	

WNBA STATISTICS

Year	Tm	G	GS	MP	FG	FGA	FG%	3P	3PA	3P%	2P	2PA	2P%	eFG%	FT	FTA	FT%	OR	DR	REB	RPG	A	S	B	TO	PF	PTS	PPG
1999	NYL	30	0	202	27	64	.422	11	38	.289	16	26	.615	.508	15	17	.882	2	17	19	0.6	17	6	0	24	27	80	2.7
2000	NYL	32	16	835	119	252	.472	52	141	.369	67	111	.604	.575	61	69	.884	19	45	64	2.0	58	29	1	62	55	351	11.0
2001	NYL	32	0	619	90	197	.457	42	111	.378	48	86	.558	.563	40	51	.784	10	42	52	1.6	51	27	1	48	46	262	8.2
2002	NYL	32	1	659	87	197	.442	44	114	.386	43	83	.518	.553	38	56	.679	18	50	68	2.1	54	25	0	55	49	256	8.0
2003	NYL	11	2	257	50	87	.575	23	49	.469	27	38	.711	.707	39	41	.951	1	20	21	1.9	18	10	1	27	13	162	14.7
2004	NYL	34	34	1130	153	354	.432	57	170	.335	96	184	.522	.513	97	116	.836	17	101	118	3.5	150	58	2	118	73	460	13.5
2005	NYL	34	34	1165	145	336	.432	65	178	.365	80	158	.506	.528	118	131	.901	20	94	114	3.4	146	60	2	107	77	473	13.9
2006	NYL	22	20	674	107	252	.425	37	108	.343	70	144	.486	.498	72	75	.960	6	60	66	3.0	81	29	3	65	46	323	14.7
2007	SAS	28	27	934	179	402	.445	74	183	.404	105	219	.479	.537	95	102	.931	8	69	77	2.8	140	23	5	114	51	527	18.8
2008	SAS	33	33	1101	171	438	.390	77	220	.350	94	218	.431	.478	163	174	.937	13	78	91	2.8	161	43	7	104	60	582	17.6
2009	SAS	31	31	1049	200	447	.447	76	206	.369	124	241	.515	.532	128	142	.901	25	78	103	3.3	156	49	12	111	54	604	19.5
2010	SAS	32	32	1075	159	360	.442	69	177	.390	90	183	.492	.538	97	101	.960	16	77	93	2.9	172	36	8	108	61	484	15.1
2011	SAS	33	33	1050	176	400	.440	75	193	.389	101	207	.488	.534	99	111	.892	5	91	96	2.9	192	49	7	119	51	526	15.9
2012	SAS	33	33	998	160	363	.441	80	184	.435	80	179	.447	.551	85	97	.876	9	74	83	2.5	176	31	6	106	37	485	14.7
2013	SAS	1	1	12	1	3	.333	0	1	.000	1	2	.500	.333	0	0		0	1	1	1.0	1	0	0	3	0	2	2.0
2014	SAS	32	32	784	91	218	.417	47	118	.398	44	100	.440	.525	35	35	1.000	3	42	45	1.4	135	13	4	53	37	264	8.3
Career		450	329	12544	1915	4370	.438	829	2191	.378	1086	2179	.498	.533	1182	1318	.897	172	939	1111	2.5	1708	488	59	1224	737	5841	13.0



# KIERSTAN BELL

#1

Guard

6-1

Florida Gulf Coast '22

2nd Year

**WNBA Career Highlights**

- 2022 WNBA Champion

**2023 (Las Vegas)**

- Tied her career-high 12 points on June 15

**2022 (Las Vegas)**

- Won WNBA Championship ... Scored 10 or more points on 1 occasion, a career-high 12 vs. Los Angeles on May 23 ... In the playoffs, scored 10 or more points on 1 occasion, including a career-playoff high 11 vs. Phoenix on August 20

**Collegiate Honors & Notes (Florida Gulf Coast/Ohio State)**

- Named ASUN Player of the Year as a sophomore ... Became the first player in program history to record a 20-20 game (24 pts, 20 rebs) in FGCU debut vs Davidson on November 30, 2020 ... 2021, 2022 All-American honorable mention (2021, 2022) by the AP, USBWA and WBCA ... 2-time Becky Hammon Mid-Major Player of the Year

**High School Career**

- 3-time Ohio Ms. Basketball ... Ohio Gatorade Player of the Year

**Personal**

- Finished as the 4th-leading prep scorer in the history of Ohio (2,833 pts) ... Daughter of Perry Bell and Amanda Hubbs ... Has one sibling, Sa'renity

**[Go to Kierstan Bell's complete bio online](#)**

- Online bio includes items such as expanded WNBA statistics, more notes, college and international statistics, and more!

**Record Without**

Year	Games Missed	Record With	Record Without
2022	15	18-3	8-7
2023	3	13-1	2-1
Totals	18	31-4	10-8

**Season Highs**

	PTS	REBS	ASTS	STLS	BLKS	MIN	FG	FGA	3G	3GA	FT	FTA
2022	12	5	2	1	1	15:48	4	6	2	4	2	2
2023	12	5	1	1	2	15:29	5	8	2	5	1	2

**WNBA Rankings**

	PPG	RPG	APG	SPG	BPG	MPG	FG%	3G%	FT%
2022	---	---	---	---	---	---	---	---	---

**Milestones**

Mark	Opponent	Date	Gm.
# 1st Pt	Phoenix	May 21, 2022	5

**Upcoming Milestones**

Mark	Category	Current
100	Points	76
100	Rebounds	45
100	Assists	13

	Reb	Asts	Double Doubles	Scoring		
Year	10+	10+	Pt-Reb	Year	10+	20+
2022	0	0	0	2022	1	0
2023	0	0	0	2023	1	0
Totals	0	0	0	Totals	2	0

**Regular Season Highs****2023**

PTS	12	Seattle	June 15
REBS	5	@ Connecticut	June 8
ASTS	1	3x, last vs Dallas	July 5
STLS	1	4x, last vs Connecticut	July 1
BLKS	2	Los Angeles	May 27
MINS	15:29	@ Phoenix	June 21

**CAREER**

PTS	12	2x, last vs Seattle	June 15, 2023
REBS	5	New York	July 14, 2022
ASTS	2	@ Indiana	July 31, 2022
STLS	1	4x, last vs. Seattle	June 15, 2023
BLKS	2	Los Angeles	May 27, 2023
MINS	16	@ Los Angeles	June 27, 2022

**Career Regular Season Statistics**

YEAR	TM	G	GS	MP	FG	FGA	FG%	3P	3PA	3P%	2P	2PA	2P%	eFG%	FT	FTA	FT%	OR	DR	REB	RPG	A	S	B	TO	PF	PTS	PPG
2022	LVA	21	1	121	10	33	.303	3	22	.136	7	11	.636	.348	4	4	1.000	4	15	19	0.9	7	2	3	5	10	27	1.3
2023	LVA	15	0	135	20	52	.385	8	25	.320	12	27	.444	.462	1	4	.250	5	21	26	1.7	6	7	3	5	14	49	3.3
Career		36	1	256	30	85	.353	11	47	.234	19	38	.500	.418	5	8	.625	9	36	45	1.3	13	9	6	10	24	76	2.1

# COUNTING DOWN THE TOP 100 MOVIE QUOTES OF ALL TIME

WE CONTINUE OUR COUNTDOWN WITH NOS. 29-20. DO YOU KNOW THE MOVIE? EVEN BETTER, CAN YOU NAME THE YEAR?

29. [You can't handle the truth!](#)

Movie: _____ Year: _____

28. [Play it, Sam. Play 'As Time Goes By.'](#)

Movie: _____ Year: _____

27. [I'm walking here! I'm walking here!](#)

Movie: _____ Year: _____

26. [Why don't you come up sometime and see me?](#)

Movie: _____ Year: _____

25. [Show me the money!](#)

Movie: _____ Year: _____

24. [I am big! It's the pictures that got small.](#)

Movie: _____ Year: _____

23. [There's no place like home.](#)

Movie: _____ Year: _____

22. [Bond. James Bond.](#)

Movie: _____ Year: _____

21. [A census taker once tried to test me. I ate his liver with some fava beans and a nice Chianti.](#)

Movie: _____ Year: _____

20. [Louis, I think this is the beginning of a beautiful friendship.](#)

Movie: _____ Year: _____

29. A Few Good Men, 1992  
28. Casablanca, 1942  
27. Midnight Cowboy, 1969  
26. She Done Him Wrong, 1933  
25. Jerry Maguire, 1996  
24. Sunset Blvd., 1950  
23. The Wizard of Oz, 1939  
22. Dr. No, 1962  
21. The Silence of the Lambs, 1991  
20. Casablanca, 1942

ANSWERS





## ALYSHA CLARK

# #7

**Forward**

**5-11**

**Middle Tennessee '10**

**9th Year**

### WNBA Career Highlights

- 2018, 2020 WNBA Champion
- 2020 WNBA All-Defensive First Team
- 2019 WNBA All-Defensive Second Team

### 2023 (Las Vegas)

- ...

### 2022 (Washington)

- Finished 1st in the WNBA in 2-point field goal percentage (.629) ... Scored in double figures on 9 occasions, including a season-high 20 points at Las Vegas on June 25

### 2021 (Washington)

- Did Not Play

### 2020 (Seattle)

- Led the WNBA in Offensive Efficiency Rating (132.6), which, heading into the 2023 season, is the 3rd highest in league history per Basketball Reference ... Led WNBA in 3-point field goal percentage with what was, at the time, the 5th highest percentage in league history ... Finished 3rd in the WNBA in 2-point field goal percentage (.588), 1st in true shooting percentage (.693) and 2nd in effective field goal percentage (.677)

### 2019 (Seattle)

- Finished 8th in the WNBA in true shooting percentage (.602) and 4th in effective field goal percentage (.589)

### 2018 (Seattle) ...

### 2017 (Seattle)

- Finished 3rd in the WNBA in 2-point field goal percentage (.622), and 8th in effective field goal percentage (.579)

### 2016 (Seattle)

- Finished 10th in 2-point field goal percentage, 10th in true shooting percentage (.609) and 9th in effective field goal percentage (.567)

### 2015 (Seattle)

- Led the WNBA in 2-point field goal percentage (.689), true shooting percentage (.646) and effective field goal percentage (.620)

2014 (Seattle) ...

2013 (Seattle) ...

2012 (Seattle) ...

### Collegiate Honors & Notes (Middle Tennessee St./Belmont)

- Two-time Sun Belt Player of the Year (2008-09, 2009-10) ... Two-time Sun Belt Tournament Most Outstanding Player (2008-09, 2009-10) ... Two-time leading scorer in the nation (2008-09, 2009-10) ... As a senior, named to the USBWA All-America and Lowe's Senior First Teams, AP and Full Court Press Second Teams, to the NetScouts Basketball and Basketball Times Third Teams, and to the State Farm/WBCA Honorable Mention Team

### Personal

- Has seven siblings—William, LaTonya, Kenneth Jr., Tisha, Corey, Ajia and Arlisha ... Born in Denver, went to high school in Mount Juliet, Tennessee.

### Go to Alysha Clark's complete bio online

- Online bio includes items such as expanded WNBA statistics, more notes, college and international statistics, and more!

### Record Without

Year	Games Missed	Record With	Record Without
2012	11	12-11	4- 7
2013	1	16-17	1- 0
2014	0	12-22	0- 0
2015	1	10-23	0- 1
2016	1	16-17	0- 1
2017	1	14-19	1- 0
2018	4	23- 7	3- 1
2019	3	17-14	1- 2
2020	0	18-4	0- 0
2021	32	0- 0	12-20
2022	7	18-11	4- 3
2023	0	16- 2	0- 0
<b>Totals</b>	<b>61</b>	<b>171-148</b>	<b>26-35</b>

### Season Highs

	PTS	REBS	ASTS	STLS	BLKS	MIN	FG	FGA	3G	3GA	FT	FTA
2012	9	8	1	1	1	26:00	4	7	2	3	3	4
2013	11	6	2	2	1	25:00	4	9	3	5	3	5
2014	8	6	2	2	4	27:00	4	8	2	4	4	4
2015	14	9	3	3	1	32:47	5	9	3	5	4	5
2016	23	8	7	3	1	35:22	7	13	3	7	7	8
2017	22	10	5	2	1	36:19	9	13	3	5	4	4
2018	17	8	4	5	1	38:17	6	9	3	6	8	8
2019	21	10	6	3	4	35:59	7	14	4	7	5	6
2020	16	8	6	4	2	36:31	7	12	4	6	4	5
2022	20	9	5	4	1	40:50	8	11	4	7	4	4
2023	11	6	4	2	1	34:08	4	8	3	7	3	4

# PLAYER PROFILES



## WNBA Rankings

	PPG	RPG	APG	SPG	BPG	MPG	FG%	3G%	FT%
2012	---	---	---	---	---	---	---	---	---
2013	---	---	---	---	---	---	---	---	---
2014	---	---	---	---	---	---	---	---	---
2015	---	---	---	---	---	---	5th	---	---
2016	---	---	---	---	---	---	16th	9th	---
2017	---	---	---	---	---	---	7th	---	---
2018	---	---	---	---	---	---	---	---	---
2019	---	---	---	---	---	---	18th	1st	---
2020	---	---	---	13th	---	23rd	4th	1st	---
2022	---	---	---	---	---	---	---	---	---

## Milestones

Mark	Opponent	Date	Gm. #
1st Pt	Tulsa	June 1, 2012	1
1,000th Pt	@ Dallas	July 1, 2017	171
2,000th Pt	@ Seattle	June 23, 2022	286
1,000th Reb	@ Connecticut	July 3, 2022	289

## Upcoming Milestones

Mark	Category	Current
2,500	Points	2,242
1,500	Rebounds	1,103
500	Assists	467
300	Steals	237

	Reb	Asts	Double Doubles		Scoring		
Year	10+	10+	Pt/Reb	Pt/Ast	Year	10+	20+
2012	0	0	0	0	2012	0	0
2013	0	0	0	0	2013	2	0
2014	0	0	0	0	2014	0	0
2015	0	0	0	0	2015	9	0
2016	0	0	0	0	2016	14	2
2017	1	0	0	0	2017	12	2
2018	0	0	0	0	2018	9	0
2019	1	0	0	0	2019	16	1
2020	0	0	0	0	2020	13	0
2022	0	0	0	0	2022	9	1
2023	0	0	0	0	2023	4	0
<b>Totals</b>	<b>2</b>	<b>0</b>	<b>0</b>	<b>0</b>	<b>Totals</b>	<b>88</b>	<b>4</b>

## Regular Season Highs

### 2023

<b>PTS</b>	11	2x, last @ Atlanta	June 2
<b>REBS</b>	6	Seattle	June 15
<b>ASTS</b>	4	@ Phoenix	June 21
<b>STLS</b>	2	Connecticut	June 29
<b>BLKS</b>	1	3x, last vs. Los Angeles	May 27
<b>MINS</b>	35:08	Dallas	July 5

### CAREER

<b>PTS</b>	23	New York	June 5, 2016
<b>REBS</b>	10	2x, last vs Los Angeles	June 21, 2019
<b>ASTS</b>	7	@ Atlanta	Sept. 4, 2016
<b>STLS</b>	5	@ Los Angeles	June 7, 2018
<b>BLKS</b>	4	2x, last @ Chicago	June 9, 2019
<b>MINS</b>	41	@ Las Vegas	June 25, 2022

## Career Regular Season Statistics

Year	Tm	G	GS	MP	FG	FGA	FG%	3P	3PA	3P%	2P	2PA	2P%	eFG%	FT	FTA	FT%	OR	DR	REB	RPG	A	S	B	TO	PF	PTS	PPG
2012	SEA	23	0	238	29	53	.547	9	20	.450	20	33	.606	.632	12	17	.706	13	34	47	2.0	7	5	1	19	27	79	3.4
2013	SEA	33	0	505	48	106	.453	16	41	.390	32	65	.492	.528	19	25	.760	32	50	82	2.5	12	14	5	35	50	131	4.0
2014	SEA	34	22	561	56	125	.448	14	57	.246	42	68	.618	.504	16	23	.696	26	47	73	2.1	20	16	10	24	64	142	4.2
2015	SEA	33	31	763	86	158	.544	24	68	.353	62	90	.689	.620	31	40	.775	13	108	121	3.7	39	23	6	36	79	227	6.9
2016	SEA	33	32	911	105	217	.484	36	93	.387	69	124	.556	.567	50	59	.847	40	81	121	3.7	64	24	2	44	87	296	9.0
2017	SEA	33	33	934	106	202	.525	22	67	.328	84	135	.622	.579	38	51	.745	33	105	138	4.2	54	24	4	33	80	272	8.2
2018	SEA	31	30	813	83	173	.480	29	74	.392	54	99	.545	.564	33	39	.846	31	77	108	3.5	58	31	4	36	70	228	7.4
2019	SEA	31	30	881	114	237	.481	51	106	.481	63	131	.481	.589	18	22	.818	37	108	145	4.7	79	33	17	48	60	297	9.6
2020	SEA	22	22	633	82	147	.558	35	67	.522	47	80	.588	.677	20	25	.800	19	74	93	4.2	59	33	11	19	38	219	10.0
2022	WAS	29	29	766	91	196	.464	30	99	.303	61	97	.629	.541	21	23	.913	23	108	131	4.5	59	27	8	38	55	233	8.0
2023	LVA	18	1	387	42	89	.472	21	56	.375	21	33	.636	.590	13	15	.867	10	34	44	2.4	16	7	3	13	41	118	6.6
<b>Career</b>		<b>320</b>	<b>230</b>	<b>7392</b>	<b>842</b>	<b>1703</b>	<b>.494</b>	<b>287</b>	<b>748</b>	<b>.384</b>	<b>555</b>	<b>955</b>	<b>.581</b>	<b>.579</b>	<b>271</b>	<b>339</b>	<b>.799</b>	<b>277</b>	<b>826</b>	<b>1103</b>	<b>3.4</b>	<b>467</b>	<b>237</b>	<b>71</b>	<b>345</b>	<b>651</b>	<b>2242</b>	<b>7.0</b>



## SYDNEY COLSON

## #51

**Guard**

**5-11**

**Texas A&M '11**

**9th Year**

**2023 (Las Vegas)**

• ...

**2022 (Las Vegas)**

- Her 5 assists at PHO on May 6 were her most since she dished out 6 vs ATL on August 16, 2020

**2020 (Chicago) ...**

**2019 (Las Vegas)**

- Forced the pass in the 2nd round of the WNBA Playoffs which led to the 'Hamby Heave' and a trip to the WNBA Semifinals for the Aces

**2018 (Minnesota) ...**

**2017 (San Antonio) ...**

**2016 (San Antonio) ...**

**2015 (San Antonio) ...**

**2011 (New York) ...**

- Collegiate Honors & Notes (Texas A&M) Finished

her career ranked 5th all-time at A&M in assists and 4th in steals ... Posted 3 straight 100-assist seasons ... Led Aggies to a National Championship, and was named All-Big 12 Honorable Mention as a senior

### Personal

- Majored in sociology at Texas A&M ... Would like to pursue a television career as a sports commentator after WNBA career ... Takes acting classes, and has spent time as a stand up comic ([watch her recent set from Brad Garrett's Comedy Club at MGM Grand](#))

### Go to Sydney Colson's complete bio online

- Online bio includes items such as expanded WNBA statistics, more notes, college and international statistics, and more!

### Record Without

Year	Games Missed	Record With	Record Without
2011	18	10- 6	9-9
2015	0	8-26	0-0
2016	0	7-27	0-0
2017	6	7-21	1-5
2018	32	0- 2	18-14
2019	1	20-13	1-0
2020	5	8- 9	4-1
2022	18	15- 2	11-7
2023	7	10- 1	6-1
<b>Totals</b>	<b>86</b>	<b>85-108</b>	<b>50-37</b>

### Season Highs

	PTS	REBS	ASTS	STLS	BLKS	MIN	FG	FGA	3G	3GA	FT	FTA
2011	6	1	2	2	1	16:00	2	3	2	3	5	6
2015	9	4	8	4	2	30:06	4	9	1	3	4	6
2016	12	4	6	4	1	24:47	5	9	2	4	6	6
2017	11	3	7	2	1	26:49	5	11	1	2	4	6
2018	4	2	2	0	1	11:00	2	4	0	2	1	2
2019	17	3	5	4	2	22:13	4	7	2	3	8	11
2020	6	2	6	3	0	15:52	3	7	1	3	2	2
2022	5	2	5	1	0	15:36	2	7	1	3	2	2
2023	3	2	3	1	1	10:00	1	1	1	1	0	0

[illegible]

Mark	Opponent	Date	Gm. #	Mark	Category	Current
1st Pt	Atlanta	June 14, 2011	1	1,000	Points	576
				200	Rebounds	160
				400	Assists	354

	Reb	Asts	Double Doubles		Scoring	
Year	10+	10+	Pt-Reb	Year	10+	20+
2011	0	0	0	2011	0	0
2015	0	0	0	2015	0	0
2016	0	0	0	2016	2	0
2017	0	0	0	2017	1	0
2018	0	0	0	2018	0	0
2019	0	0	0	2019	2	0
2020	0	0	0	2020	0	0
2022	0	0	0	2022	0	0
2023	0	0	0	2023	0	0
Totals	0	0	0	Totals	5	0

<b>PTS</b>	3	@ Connecticut	June 8
<b>REBS</b>	2	2x, last vs. LA	May 27
<b>ASTS</b>	3	2x, last vs. New York	June 29
<b>STLS</b>	1	Los Angeles	May 27
<b>BLKS</b>	1	Los Angeles	May 27
<b>MINs</b>	10:00	Los Angeles	May 27

<b>PTS</b>	17	@ Washington	July 13, 2019
<b>REBS</b>	4	5 x	
<b>ASTS</b>	8	@ Phoenix	June 30, 2015
<b>STLS</b>	4	3x	
<b>BLKS</b>	2	3x	
<b>MINs</b>	30	@ Tulsa	Sept. 8, 2015

Year	Tm	G	GS	MP	FG	FGA	FG%	3P	3PA	3P%	2P	2PA	2P%	eFG%	FT	FTA	FT%	OR	DR	REB	RPG	A	S	B	TO	PF	PTS	PPG
2011	NYL	16	0	86	7	20	.350	3	7	.429	4	13	.308	.425	5	6	.833	0	6	6	0.4	10	4	2	17	9	22	1.4
2015	SAS	34	5	541	44	107	.411	7	22	.318	37	85	.435	.444	24	35	.686	10	29	39	1.1	95	28	10	42	61	119	3.5
2016	SAS	34	0	573	59	137	.431	5	26	.192	54	111	.486	.449	49	59	.831	14	41	55	1.6	87	38	1	51	62	172	5.1
2017	SAS	28	4	326	29	88	.330	2	10	.200	27	78	.346	.341	22	32	.688	3	12	15	0.5	55	14	2	27	36	82	2.9
2018	MIN	2	0	17	3	7	.429	0	2	.000	3	5	.600	.429	1	2	.500	1	1	2	1.0	4	0	1	4	2	7	3.5
2019	LVA	33	0	379	37	84	.440	9	20	.450	28	64	.438	.494	27	33	.818	2	21	23	0.7	59	31	4	28	40	110	3.3
2020	CHI	17	0	110	9	21	.429	3	9	.333	6	12	.500	.500	7	8	.875	1	6	7	0.4	14	6	0	14	13	28	1.6
2022	LVA	18	0	123	10	32	.313	3	11	.273	7	21	.333	.359	5	5	1.000	3	5	8	0.4	18	2	0	7	14	28	1.6
2023	LVA	11	0	50	2	3	.667	1	2	.500	1	1	1.000	.833	1	2	.500	0	5	5	0.5	12	1	1	2	10	6	0.5
Career		193	9	2205	201	500	.402	33	109	.303	168	391	.430	.435	141	182	.775	34	126	160	0.8	354	124	21	192	247	576	3.0



## CAYLA GEORGE

#13

**Center/Forward 6-5 Australia**

**4th Year**

### 2023 (Las Vegas)

- ...

### 2018 (Dallas)

- Scored a season-high 12 points at Los Angeles on July 12

### 2017 (Phoenix)

- Set a WNBA record, and career-high for most defensive rebounds by a bench player with 14 on July 28 at Chicago which was also the most defensive rebounds ever by a Mercury player in a regulation game ... Ranked 9th in the WNBA in defensive rebound percentage ... Scored a career-high tying 14 points at Chicago on July 28

### 2015 (Phoenix)

- Finished 6th among rookies in field goal percentage, and 8th in rebounding ... Scored a career-high 14 points at Tulsa on September 13

### International (Australia)

- 2018 FIBA World Cup silver medalist (AUS 5x5)
- 2014 & 2022 FIBA World Cup bronze medalist (AUS 5x5)
- 2016 & 2020 Olympian quarterfinalist (AUS 5x5)
- Also competed for Australia in the 2011 (gold) and 2013 (gold) FIBA Oceania Championships, the 2007 FIBA U19 World Cup (fifth place) and the 2007 FIBA U21 World Cup (silver)

### Personal

- Born in Mount Barker, Australia and resides in Cairns, Queensland, Australia ... Has an older sister and half sister ... Married her husband Kailu George on May 8, 2015 in Australia ... Has one daughter, Pearl, whom she and her husband adopted through "Kupai Omasker"

[Go to Cayla George's complete bio online](#)

- Online bio includes items such as expanded WNBA statistics, more notes, college, international and Basketball Australia statistics, and more!





## Record Without

Year	Games Missed	Record With	Record Without
2015	0	20-14	0-0
2017	2	16-16	2-0
2018	11	9-14	6-5
2023	6	10- 1	6-1
<b>Totals</b>	<b>19</b>	<b>55-45</b>	<b>13-6</b>

## Season Highs

	PTS	REBS	ASTS	STLS	BLKS	MIN	FG	FGA	3G	3GA	FT	FTA
2015	14	12	3	2	3	35:55	6	10	3	7	4	4
2017	14	14	3	3	2	27:01	5	11	2	4	2	3
2018	12	6	3	1	2	19:49	6	8	2	5	6	6
2022	5	2	0	0	0	4:34	2	2	1	1	0	0
2023	6	3	1	1	2	12:13	3	7	2	4	0	0

## WNBA Rankings

	PPG	RPG	APG	SPG	BPG	MPG	FG%	3G%	FT%
2015	---	---	---	---	25th	---	---	---	---
2017	---	---	---	---	---	---	---	---	---
2018	---	---	---	---	---	---	---	---	---

## Milestones

Mark	Opponent	Date	Gm. #
1st Pt	San Antonio	June 5, 2015	1

## Upcoming Milestones

Mark	Category	Current
500	Points	387
300	Rebounds	273
50	Blocks	42

## Rebounding

Year	10+
2015	2
2017	1
2018	0
2023	0
<b>Totals</b>	<b>3</b>

## Double Doubles

Pt-Reb
1
1
0
0
<b>2</b>

## Scoring

Year	10+	20+
2015	5	0
2017	2	0
2018	2	0
2023	0	0
<b>Totals</b>	<b>9</b>	<b>0</b>

## Regular Season Highs

### 2023

<b>PTS</b>	6	2x, last @ Phoenix	June 21
<b>REBS</b>	3	Connecticut	July 1
<b>ASTS</b>	1	3x, last vs Seattle	June 15
<b>STLS</b>	1	Los Angeles	May 27
<b>BLKS</b>	1	2x, last @ Connecticut	June 8
<b>MINS</b>	12:13	Los Angeles	May 27

### CAREER

<b>PTS</b>	14	2x, last @ Chicabo	July 27, 2017
<b>REBS</b>	14	@ Chicago	July 27, 2017
<b>ASTS</b>	3	4x, Last vs Las Vegas	Aug. 17, 2018
<b>STLS</b>	3	@ Chcago	July 27, 2017
<b>BLKS</b>	3	@ New York	June 11, 2015
<b>MINS</b>	36	@ Tulsa	Sept. 13, 2015

## Career Regular Season Statistics

Year	Tm	G	GS	MP	FG	FGA	FG%	3P	3PA	3P%	2P	2PA	2P%	eFG%	FT	FTA	FT%	OR	DR	REB	RPG	A	S	B	TO	PF	PTS	PPG
2015	PHO	34	2	433	67	157	.427	17	60	.283	50	97	.515	.481	19	22	.864	26	81	107	3.1	25	13	22	27	70	170	5.0
2017	PHO	32	0	381	41	109	.376	13	46	.283	28	63	.444	.436	9	14	.643	11	74	85	2.7	15	9	12	15	62	104	3.3
2018	DAL	23	1	245	34	78	.436	12	39	.308	22	39	.564	.513	3	6	.500	15	49	64	2.8	16	2	5	14	31	83	3.6
2023	LVA	11	0	72	13	39	.333	4	19	.211	9	20	.450	.385	0	0	----	5	12	17	1.5	3	2	3	9	11	30	2.7
<b>Career</b>		<b>100</b>	<b>3</b>	<b>1131</b>	<b>155</b>	<b>383</b>	<b>.405</b>	<b>46</b>	<b>164</b>	<b>.280</b>	<b>109</b>	<b>219</b>	<b>.498</b>	<b>.465</b>	<b>31</b>	<b>42</b>	<b>.738</b>	<b>57</b>	<b>216</b>	<b>273</b>	<b>2.7</b>	<b>59</b>	<b>26</b>	<b>42</b>	<b>65</b>	<b>174</b>	<b>387</b>	<b>3.9</b>



## CHELSEA GRAY

## #12

**Guard**

**5-11**

**Duke '13**

**9th Year**

### WNBA Career

- 2022, 2016 WNBA Champion
- 2022 WNBA Finals MVP
- 2023, 2021, 2019, 2018, 2017 WNBA All-Star
- 2019 All-WNBA First Team
- 2017 All-WNBA Second Team
- 2022 WNBA Commissioner's Cup MVP

### International Career

- 2020 Olympic Gold Medalist (USA, 5x5)
- 2022 World Cup Gold Medalist (USA, 5x5)

### Collegiate Career

- 2-time All-American
- 2013 ACC Co-Player of the Year

### High School Career

- 2010 California Miss Basketball
- 2010 Gatorade Player of the Year selection

### 2023 (Las Vegas)

- Named as an All-Star starter...notched a double double with 19 points and 10 assists vs. the Lynx on May 28 ...

### 2022 (Las Vegas)

- Led or tied for the team lead in assists on 16 occasions and in scoring 3 times ... Missed the June 27 game at LA (personal)

### 2021 (Las Vegas)

- Led or tied for team lead in assists 19 times, and in scoring 2 times ... Set or tied 3 franchise assist records—14 in a game vs. Lynx, Sept. 8; 10 in a half and 7 in a quarter vs. Fever, May 28

### 2020 (Los Angeles) ...

### 2019 (Los Angeles)

- Recorded the 8th triple-double in WNBA regular season history, July 7 (13-pt, 10-reb, 13-asst vs. Washington) ... Set franchise mark with 20 points in a quarter, August 29 vs. Indiana—2nd most points scored in a quarter in W history

### 2018 (Los Angeles)

- Opened year with a game-winning buzzer-beater in 77-76 win vs. Lynx, May 2

### 2017 (Los Angeles)

- 3-point field goal percentage was highest in team history and 7th highest in WNBA history for players with 50+ attempts

### 2016 (Los Angeles) ...

### 2015 (Connecticut) ...

### 2014 (Connecticut)

- Sat out season rehabbing right knee injury suffered senior year

### Collegiate Honors & Notes (Duke)

- Fractured her right knee cap her senior year against Boston College on January 12, ending her collegiate career ... Was leading the ACC in assists and steals per game prior to her injury ... Advanced to NCAA Elite 8 in each of her first 3 years ... Set program record for assists in a season (201) as a sophomore.

### Personal

- Married to Tipesa Mercedes Moorer... Is the daughter of James and Vickey Gray ... Has one brother, Javon ... Majored in sociology along with a minor in theater studies and a markets and management certificate

### [Go to Chelsea Gray's complete bio online](#)

- Online bio includes items such as expanded WNBA statistics, more notes, college, international and USA Basketball statistics, and more!

### Record Without

Year	Games Missed	Record With	Record Without
2014	34	0- 0	13-21
2015	0	15-19	0- 0
2016	1	25- 8	1- 0
2017	0	26- 8	0- 0
2018	0	19-15	0- 0
2019	0	22-12	0- 0
2020	0	15- 7	0- 0
2021	0	24- 8	0- 0
2022	1	25-10	1- 0
2023	0	16- 2	0- 0
<b>Totals</b>	<b>36</b>	<b>187-89</b>	<b>15-21</b>

### Season Highs

	PTS	REBS	ASTS	STLS	BLKS	MIN	FG	FGA	3G	3GA	FT	FTA
2015	16	9	7	3	2	25:48	6	11	4	5	5	6
2016	23	6	8	3	1	36:30	8	10	2	3	6	7
2017	25	8	10	4	1	47:51	9	18	5	8	8	10
2018	26	7	11	6	3	38:36	11	20	4	7	8	11
2019	30	10	13	5	2	41:03	11	21	7	9	7	7
2020	27	8	11	3	1	39:06	10	19	4	7	5	5
2021	21	6	14	5	2	37:14	8	19	3	6	5	5
2022	33	7	12	5	2	39:56	11	17	5	8	11	11
2023	25	8	12	3	2	37:09	8	18	3	6	8	8

# PLAYER PROFILES



## WNBA Rankings

	PPG	RPG	APG	SPG	BPG	MPG	FG%	3G%	FT%
2015	---	---	18th	---	---	---	---	---	---
2016	---	---	---	---	---	---	---	---	---
2017	19th	---	6th	---	---	3rd	10th	1st	22nd
2018	19th	---	6th	6th	---	5th	16th	14th	18th
2019	13th	---	2nd	---	---	4th	---	13th	5th
2020	21st	---	5th	11th	---	14th	---	---	2nd
2021	---	---	4th	20th	---	---	16th	16th	---
2022	21st	---	4th	4th	---	22nd	17th	---	4th

## Milestones

Mark	Opponent	Date	Gm. #
1st Pt	Washington	June 5, 2015	1
1,000th Pt	Phoenix	May 27, 2018	105
2,000th Pt	Las Vegas	Aug. 7, 2020	175
3,000th Pt	@ Seattle	Aug. 7, 2022	255
1,000th Ast	@ Phoenix	May 6, 2022	234
300th St	Seattle	June 15, 2023	268

## Upcoming Milestones

Mark	Category	Current
4,000	Points	3,333
1,000	Rebounds	841
1,500	Assists	1,319
400	Steals	310

	Reb	Asts	Dub-Dub	Trip-Dub	Scoring
Year	10+	10+	Pt-Ast		Year 10+ 20+ 30+
2015	0	0	0	0	2015 9 0 0
2016	0	0	0	0	2016 7 2 0
2017	0	1	1	0	2017 28 6 0
2018	0	1	1	0	2018 28 9 0
2019	1	2	1	1	2019 28 7 1
2020	0	1	0	0	2020 18 4 0
2021	0	3	1	0	2021 19 1 0
2022	0	1	1	0	2022 25 5 0
2023	0	2	2	0	2023 15 2 0
Totals	1	11	7	1	Totals 177 36 1

## Regular Season Highs

2023	CAREER
PTS 25 Indiana June 24	PTS 33 Seattle Aug. 14, 2022
REBS 8 @ Indiana June 4	REBS 10 Washington July 7, 2019
ASTS 12 Indiana June 24	ASTS 14 Minnesota Sept. 8, 2021
STLS 3 2x, last vs. New York June 29	STLS 6 @ Minnesota May 20, 2018
BLKS 2 Connecticut July 1	BLKS 3 @ Chicago June 17, 2018
MINS 37:09 @ Los Angeles May 25	MINS 48 @ Chicago Aug. 18, 2017

## Career Regular Season Statistics

Year	Tm	G	GS	MP	FG	FGA	FG%	3P	3PA	3P%	2P	2PA	2P%	eFG%	FT	FTA	FT%	OR	DR	REB	RPG	A	S	B	TO	PF	PTS	PPG
2015	CON	34	0	543	86	203	.424	23	66	.348	63	137	.460	.480	40	49	.816	18	60	78	2.3	92	22	5	59	43	235	6.9
2016	LAS	33	1	540	71	157	.452	14	46	.304	57	111	.514	.497	39	50	.780	8	50	58	1.8	71	16	4	40	38	195	5.9
2017	LAS	34	34	1125	184	363	.507	53	110	.482	131	253	.518	.580	81	98	.827	21	92	113	3.3	151	36	8	65	74	502	14.8
2018 *	LAS	34	34	1111	193	399	.484	38	97	.392	155	302	.513	.531	81	97	.835	17	99	116	3.4	175	48	6	79	65	505	14.9
2019 *	LAS	34	34	1108	188	452	.416	50	131	.382	138	321	.430	.471	66	72	.917	14	114	128	3.8	202	33	3	108	49	492	14.5
2020	LAS	22	22	679	122	276	.442	18	59	.305	104	217	.479	.475	46	49	.939	15	66	81	3.7	116	34	2	60	38	308	14.0
2021 *	LVA	32	32	926	148	326	.454	27	71	.380	121	255	.475	.495	32	36	.889	15	77	92	2.9	189	37	9	88	43	355	11.1
2022	LVA	35	35	1039	183	373	.491	34	100	.340	149	273	.546	.536	81	89	.910	10	102	112	3.2	212	57	10	80	54	481	13.7
2023	LVA	18	18	567	99	196	.505	29	64	.453	70	132	.530	.579	33	34	.971	3	60	63	3.5	111	27	8	45	39	260	14.4
Career		276	210	7638	1274	2745	.464	286	744	.384	988	2001	.494	.516	499	574	.869	121	720	841	3.0	1319	310	55	625	443	3333	12.1



# CANDACE PARKER

#3

Forward

6-4

Tennessee '08

16th Year

**WNBA Career Highlights**

- 2021 & 2016 WNBA Champion
- 2016 WNBA Finals MVP
- 2018 & 2013 WNBA MVP
- 2017 ESPY Award for Best WNBA Player
- 2020 WNBA Defensive Player of the Year
- 2022, 2020, 2017, 2014, 2013, 2012 & 2008 All-WNBA First Team
- 2018, 2015, & 2009 All-WNBA Second Team
- 2022, 2021, 2018, 2017, 2014, 2013, & 2011 WNBA All-Star
- 2013 WNBA All-Star Game MVP
- 2012 & 2009 WNBA All-Defensive Second Team
- 2013 WNBA Rookie of the Year
- 2013 WNBA All-Rookie Team
- 7-time WNBA Western Conf. Player of the Month
- 26-time WNBA Western Conf. Player of the Week
- Named to the WNBA Top 20 At 20 Team
- Named to the WNBA W25 Team

**International Career**

- 2012, 2008 Olympic gold medalist (USA 5x5)
- 2006 FIBA World Cup bronze medalist (USA 5x5)

**Collegiate Career**

- 2008, 2007 National Champion
- 2008, 2007 National Player of the Year
- 2008, 2007 Final Four MVP

**2023 (Las Vegas)**

- Nabbed the 500th steal of her career against Los Angeles on May 27.

**2022 (Chicago)**

- Recorded 2 triple-doubles—May 22 at Washington (16 points 13 rebounds, 10 assists) and June 23 at Los Angeles (10 points, 14 rebounds, 10 assists)

**2021 (Chicago)**

- Missed 9 games due to injury ... Team went 15-8 with her in the lineup and 1-8 without her

**2020 (Los Angeles) ...****2019 (Los Angeles)**

- Missed 12 games due to injury

**2018 (Los Angeles)**

- Scored a season-high 34 points at Las Vegas on July 15

**2017 (Los Angeles)**

- Recorded her first career triple-double against San Antonio on July 28 (11 points, 17 rebounds, 11 assists)

**2016 (Los Angeles) ...****Record Without**

Year	Games Missed	Record With	Record Without
2008	1	20-13	0- 1
2009	9	15-10	3- 6
2010	24	3- 7	10-14
2011	17	8- 9	7-10
2012	1	23-10	1- 0
2013	3	22- 9	2- 1
2014	4	15-15	1- 3
2015	18	11- 5	3-15
2016	0	26- 8	0- 0
2017	1	25- 8	1- 0
2018	3	17-14	2- 1
2019	12	14- 8	8- 4
2020	0	15- 7	0- 0
2021	9	15- 8	1- 8
2022	4	23- 9	3- 1
2023	0	16- 2	0- 0
<b>Totals</b>	<b>106</b>	<b>268-142</b>	<b>42-64</b>

**Season Highs**

	PTS	REBS	ASTS	STLS	BLKS	MIN	FG	FGA	3G	3GA	FT	FTA
2008	40	16	8	5	6	46:00	15	23	2	2	11	16
2009	24	14	8	3	6	48:00	10	21	1	3	7	10
2010	33	12	5	2	6	40:00	12	21	1	2	8	11
2011	32	14	5	3	5	41:00	13	25	3	6	8	13
2012	33	16	8	4	9	38:00	14	22	3	5	12	17
2013	30	20	9	4	4	46:00	14	22	3	4	14	17
2014	34	12	9	6	4	48:00	12	28	3	7	13	14
2015	33	13	10	8	3	38:18	12	23	5	8	9	12
2016	34	13	9	3	3	38:02	12	25	4	7	12	14
2017	29	17	11	4	5	40:07	11	22	3	7	7	9
2018	34	14	11	4	3	40:11	12	22	5	8	9	12
2019	21	11	6	4	4	32:18	9	16	3	5	6	9
2020	25	17	9	3	3	38:17	10	18	5	6	8	10
2021	30	14	8	2	4	37:42	12	20	4	7	8	9
2022	31	14	10	3	4	33:42	12	20	4	8	7	8
2023	15	12	8	5	3	26:29	7	12	3	6	4	4

## 2015 (Los Angeles)

- Her 8 steals vs. Indiana on August 18 set a franchise record

## 2014 (Los Angeles) ...

## 2013 (Los Angeles)

- Posted her 1st career 20-point, 20-rebound game at San Antonio on June 1 (27 points, 20 rebounds)

## 2012 (Los Angeles) ...

## 2011 (Los Angeles) ...

## 2010 (Los Angeles) ...

## 2009 (Los Angeles)

- Missed the first nine games of the 2009 season following the birth of her first child, Lailaa.

## 2008 (Los Angeles)

- Second player to dunk during a regular season game (Indiana on June 22) ... Dunked two nights later against Seattle on June 24

## Personal

- Parker and her daughter Lailaa are part of the Angel FC NWSL team ownership group. The team was founded in 2020 and began play in 2022 ... Married to former Russia National Basketball Team member Anna Petrakova, who gave birth to their son in 2022.

## [Go to Candace Parker's complete bio online](#)

- Online bio includes items such as expanded WNBA statistics, more notes, college, international and USA Basketball statistics, and more!

## WNBA Rankings

	PPG	RPG	APG	SPG	BPG	MPG	FG%	3G%	FT%
2008	4th	1st	17th	---	2nd	7th	5th	---	---
2009	19th	1st	---	---	1st	10th	13th	---	---
2010	---	---	---	---	---	---	---	---	---
2011	---	---	---	---	---	---	10th	---	---
2012	7th	3rd	15th	12th	1st	14th	16th	---	---
2013	6th	7th	12th	13th	4th	---	13th	---	---
2014	3rd	13th	5th	6th	5th	4th	17th	---	14th
2015	---	---	---	---	---	---	11th	---	---
2016	10th	9th	3rd	9th	13th	14th	---	10th	---
2017	11th	7th	9th	8th	5th	16th	19th	20th	---
2018	11th	4th	8th	19th	13th	15th	18th	---	---
2019	---	---	---	---	---	---	---	---	---
2020	18th	1st	7th	---	8th	19th	11th	18th	---
2021	22nd	9th	11th	---	14th	---	15th	---	---
2022	---	3rd	11th	---	12th	---	---	---	24th

## Milestones

Mark	Opponent	Date	Gm. #
1st Pt	@ Phoenix	May 17, 2008	1
1,000th Pt	Washington	May 28, 2010	62
2,000th Pt	Phoenix	Sept. 18, 2012	117
3,000th Pt	@ Indiana	July 15, 2014	170
4,000th Pt	San Antonio	Sept. 16, 2016	229
5,000th Pt	Phoenix	Aug. 5, 2018	287
6,000th Pt	Los Angeles	May 6, 2022	361
1,000 Reb	@ Phoenix	July 10, 2012	104
2,000 Reb	@ Seattle	Sept. 11, 2016	227
3,000 Reb	Washington	July 10, 2021	349
1,000th Ast	Atlanta	Sept. 1, 2017	261
500th Stl	Los Angeles	May 27, 2023	395
400th GP	@ Connecticut	June 8, 2023	400

## Upcoming Milestones

Mark	Category	Current
7,000	Points	6,574
4,000	Rebounds	3,467
2,000	Assists	1,634
700	Blocked Shots	619



**CANDACE PARKER**

#3

(continued ...)

	Reb	Asts	Doub-Doub		Trip-Dub	Scoring				
Year	10+	10+	Pt-Reb	Pt-Ast	P-R-A	Year	10+	20+	30+	40+
2008	17	0	17	0	0	2008	32	11	3	1
2009	17	0	15	0	0	2009	19	4	0	0
2010	7	0	7	0	0	2010	10	6	2	0
2011	6	0	6	0	0	2011	16	6	1	0
2012	19	0	18	0	0	2012	29	13	2	0
2013	10	0	8	0	0	2013	27	13	1	0
2014	6	0	6	0	0	2014	28	12	2	0
2015	11	1	11	1	0	2015	16	8	2	0
2016	8	0	6	0	0	2016	25	10	2	0
2017	12	1	12	1	1	2017	31	11	0	0
2018	11	2	11	2	0	2018	27	14	1	0
2019	4	0	4	0	0	2019	13	4	0	0
2020	12	0	10	0	0	2020	16	5	0	0
2021	8	0	8	0	0	2021	16	6	1	0
2022	14	2	12	2	2	2022	25	4	1	0
2023	1	0	0	0	0	2023	9	0	0	0
Totals	163	6	151	6	3	Totals	339	127	18	1

## Regular Season Highs

## 2023

PTS	15	3x, last vs. Connecticut	July 1
REBS	12	Indiana	June 24
ASTS	8	Connecticut	July 1
STLS	5	Chicago	June 11
BLKS	3	@ Seattle	May 20
MINS	26:29	Connecticut	July 1

## CAREER

PTS	40	Houston	July 9, 2008
REBS	20	@ San Antonio	June 1, 2013
ASTS	11	2x, last @ Washington	June 15, 2018
STLS	8	Indiana	Aug. 18, 2015
BLKS	9	Tulsa	June 20, 2012
MINS	48	2x, last @ Washington	June 1, 2014

## Career Regular Season Statistics

Year	Tm	G	GS	MP	FG	FGA	FG%	3P	3PA	3P%	2P	2PA	2P%	eFG%	FT	FTA	FT%	OR	DR	REB	RPG	A	S	B	TO	PF	PTS	PPG
2008	LAS	33	33	1109	231	442	.523	11	26	.423	220	416	.529	.535	137	187	.733	84	229	313	9.5	113	42	75	93	91	610	18.5
2009	LAS	25	24	815	131	270	.485	5	24	.208	126	246	.512	.494	61	80	.763	60	184	244	9.8	64	15	53	55	53	328	13.1
2010	LAS	10	10	335	81	162	.500	3	12	.250	78	150	.520	.509	41	56	.732	19	82	101	10.1	22	10	22	32	18	206	20.6
2011	LAS	17	16	555	116	227	.511	18	43	.419	98	184	.533	.551	64	87	.736	21	125	146	8.6	47	21	27	33	34	314	18.5
2012	LAS	33	33	1014	228	474	.481	19	59	.322	209	415	.504	.501	98	138	.710	83	237	320	9.7	110	51	76	98	58	573	17.4
2013	LAS	31	31	889	208	422	.493	9	35	.257	199	387	.514	.504	131	172	.762	44	225	269	8.7	117	40	57	71	42	556	17.9
2014	LAS	30	29	995	216	461	.469	19	62	.306	197	399	.494	.489	132	156	.846	29	185	214	7.1	128	54	41	78	51	583	19.4
2015	LAS	16	16	551	116	237	.489	12	43	.279	104	194	.536	.515	66	81	.815	18	143	161	10.1	100	31	29	40	39	310	19.4
2016	LAS	34	34	1046	190	430	.442	42	110	.382	148	320	.463	.491	99	140	.707	33	217	250	7.4	166	47	33	98	74	521	15.3
2017	LAS	33	33	1007	208	435	.478	45	127	.354	163	308	.529	.530	96	127	.756	40	237	277	8.4	141	48	55	89	77	557	16.9
2018	LAS	31	30	949	198	420	.471	41	119	.345	157	301	.522	.520	118	146	.808	51	202	253	8.2	146	38	33	92	65	555	17.9
2019	LAS	22	22	571	89	211	.422	16	60	.267	73	151	.483	.460	53	67	.791	24	116	140	6.4	76	23	17	54	39	247	11.2
2020	LAS	22	22	665	124	243	.510	19	48	.396	105	195	.538	.549	57	78	.731	37	177	214	9.7	101	26	27	64	51	324	14.7
2021	CHI	23	23	615	116	253	.458	24	73	.329	92	180	.511	.506	50	63	.794	32	161	193	8.4	91	19	27	56	37	306	13.3
2022	CHI	32	32	904	159	347	.458	42	135	.311	117	212	.552	.519	62	76	.816	30	245	275	8.6	145	31	31	78	70	422	13.2
2023	LVA	18	18	425	60	129	.465	17	51	.333	43	78	.551	.531	25	28	.893	16	81	97	5.4	67	27	16	31	35	162	9.0
Career		410	406	12445	2471	5163	.479	342	1027	.333	2129	4136	.515	.512	1290	1682	.767	621	2846	3467	8.5	1634	523	619	1062	834	6574	16.0

## RECORD WATCH (through July 8, 2023)

### Points

1.	Diana Taurasi	9881
2.	Tina Thompson	7488
3.	Tamika Catchings	7380
4.	Tina Charles	7115
5.	Candice Dupree	6895
6.	Cappie Pondexter	6811
7.	Sue Bird	6803
8.	Candace Parker	6574
9.	DeWanna Bonner	6501
10.	Katie Smith	6452

### Rebounds

1.	Sylvia Fowles	4006
2.	Tina Charles	3640
3.	Candace Parker	3467
4.	Rebekkah Brunson	3356
5.	Tamika Catchings	3316
6.	Lisa Leslie	3307
7.	Candice Dupree	3149
8.	Tina Thompson	3070
9.	Taj McWilliams-Franklin	3013
10.	DeWanna Bonner	2691

### Defensive Rebounds

1.	Sylvia Fowles	2874
2.	Candace Parker	2846
3.	Tina Charles	2608
4.	Lisa Leslie	2425
5.	Tamika Catchings	2399
6.	Candice Dupree	2378
7.	Rebekkah Brunson	2190
8.	Tina Thompson	2185
9.	DeWanna Bonner	2113
10.	Taj McWilliams-Franklin	1951

### Assists

1.	Sue Bird	3234
2.	Ticha Penicheiro	2599
3.	Courtney Vandersloot	2524
4.	Lindsay Whalen	2348
5.	Diana Taurasi	2221
6.	Becky Hammon	1708
7.	Candace Parker	1634
8.	Cappie Pondexter	1578
9.	Tamika Catchings	1488
10.	Shannon Johnson	1424

### Blocks

1.	Margo Dydek	877
2.	Lisa Leslie	822
3.	Brittney Griner	746
4.	Sylvia Fowles	721
5.	Candace Parker	619

### Field Goals Made

1.	Diana Taurasi	3101
2.	Tina Charles	2861
3.	Candice Dupree	2842
4.	Tina Thompson	2630
5.	Sylvia Fowles	2531
6.	Sue Bird	2479
7.	Candace Parker	2471
8.	Seimone Augustus	2455
9.	Cappie Pondexter	2446
10.	Tamika Catchings	2385

### Field Goal Attempts

1.	Diana Taurasi	7278
2.	Tina Charles	6354
3.	Tina Thompson	6300
4.	Cappie Pondexter	5803
5.	Sue Bird	5778
6.	Tamika Catchings	5744
7.	Candice Dupree	5740
8.	DeWanna Bonner	5193
9.	Candace Parker	5163
10.	Seimone Augustus	5111

### Player

### Wins

1.	Sue Bird	333
2.	Lindsay Whalen	323
3.	Swin Cash	294
4.	Rebekkah Brunson	294
5.	DeLisha Milton-Jones	291
6.	Diana Taurasi	288
7.	Tina Thompson	286
8.	Candace Parker	268
9.	Tamika Catchings	263
10.	Tanisha Wright	255

Blue denotes active player.



## KELSEY PLUM

## #10

**Guard**

**5-8**

**Washington '17**

**6th Year**

### WNBA Career Highlights

- 2022 WNBA Champion
- 2023 & 2022 All-Star
- 2022 All-Star MVP
- 2021 6th Player of the Year
- 1-time Western Conference Player of the Month
- 3-time Western Conference Player of the Week

### International

- 2020 Olympic Gold Medalist (USA 3x3)
- 2018 & 2022 FIBA World Cup gold medalist (USA 5x5)

### Collegiate Career

- Unanimous 2017 National Player of the Year
- Two-time All-American
- NCAA career and single-season scoring leader

### 2023 (Las Vegas)

- Named as an All-Star for the second time in her career... Prior to the May 25 game in LA, made at least 1 3-pointer in 45-straight regular season games, which was tied for the [third-longest streak in WNBA history](#)

### 2022 (Las Vegas)

- Led or tied for the team lead in assists on 18 occasions, and in scoring 11 times ... Named Western Conference Player of the Week, June 6 and August 1 ... Leading All-Star vote-getter among guards ... Tied a WNBA record by making at least 3 three-pointers in 9 straight games (Diana Taurasi)

### 2021 (Las Vegas)

- Led or tied for the team lead in scoring 9 times, and assists 7 times ... Missed 6 games in May/June while training with the USAB 3x3 team ... Named WNBA Western Conference Player of the Month for September ... Named WNBA Western Conference Player of the Week for games played September 13-19

### 2020 (Las Vegas)

- Did Not Play—Injured (left Achilles)

### 2019 (Las Vegas)

- Led the team in scoring on 2 occasions, and in assists 8 times

### 2018 (Las Vegas)

- Recorded her first career double-double with 20 points and a career-high 13 assists at Atlanta Aug. 7

### 2017 (San Antonio) ...

### Collegiate Honors & Notes (Washington)

- Broke all-time NCAA scoring record with 3,527 points ... broke single-season NCAA scoring record with 1,109 points ... Broke 33-year-old NCAA career free throw record with 912 ... Won the Dawn Staley, Ann Meyers Drysdale, Nancy Lieberman awards, Naismith and Wade Trophy in 2017

### Personal

- Majored in Anthropology ... Enjoys sand volleyball and hanging out with her family ... Has three siblings, her brother Daniel, sister Kaitlyn who played volleyball at UC Davis, and her sister Lauren who played volleyball at Oregon ... Mother Katie played volleyball at UC Davis and her father Jim played football and baseball at San Diego State

### [Go to Kelsey Plum's complete bio online](#)

- Online bio includes items such as expanded WNBA statistics, more notes, college, international and USA Basketball statistics, and more!

### Record Without

Year	Games Missed	Record With	Record Without
2017	3	8-23	0-3
2018	2	14-17	0-2
2019	0	21-13	0-0
2020	22	0- 0	18-4
2021	6	20- 6	4-2
2022	0	26-10	0-0
2023	1	15- 2	1-0
<b>Totals</b>	<b>34</b>	<b>104-71</b>	<b>23-11</b>



Season Highs

	PTS	REBS	ASTS	STLS	BLKS	MIN	FG	FGA	3G	3GA	FT	FTA
2017	23	6	12	3	1	39:53	7	17	5	9	6	6
2018	21	9	13	4	1	37:00	9	14	5	8	5	6
2019	21	7	8	3	1	37:21	8	17	5	9	5	6
2021	32	6	8	5	1	30:42	11	18	5	8	8	9
2022	32	6	11	6	1	40:00	10	22	5	11	9	11
2023	26	5	8	2	0	35:35	9	17	4	9	7	7

WNBA Rankings

	PPG	RPG	APG	SPG	BPG	MPG	FG%	3G%	FT%
2017	---	---	20th	---	---	---	---	17th	14th
2018	---	---	13th	---	---	---	21st	4th	---
2019	---	---	19th	---	---	---	---	24th	---
2021	16th	---	14th	---	---	---	---	13th	1st
2022	2nd	---	9th	---	---	5th	---	4th	17th

Milestones

Mark	Opponent	Date	Gm. #
1st Pt	Dallas	May 25, 2017	1
1,000th Pt	Atlanta	July 4, 2021	108
2,000th Pt	Los Angeles	May 27, 2023	161

Upcoming Milestones

Mark	Category	Current
2,500	Points	2266
500	Rebounds	431
1,000	Assists	679
200	Steals	144

Year	Rebs	Asts	Double Doubles	Year	Scoring		
	10+	10+	Pt.-Ast.		10+	20+	30+
2017	0	1	0	2017	13	1	0
2018	0	2	1	2018	14	4	0
2019	0	0	0	2019	17	2	0
2021	0	0	0	2021	20	8	2
2022	0	2	2	2022	35	19	1
2023	0	0	0	2023	15	6	0
Totals	0	5	3	Totals	114	40	3

Regular Season Highs

2023			
PTS	26	Indiana	June 24
REBS	5 @	Seattle	May 20
ASTS	8	New York	June 29
STLS	2	4x, l last @ Phoenix	June 21
BLKS	0		
MINS	35:35 @	Dallas	July 7

CAREER			
PTS	32	2x, Last vs. Dallas	June 5, 2022
REBS	9	Los Angeles	June 29, 2018
ASTS	13 @	Atlanta	Aug. 7, 2018
STLS	6	Washington	June 25, 2022
BLKS	1	16x, last vs. Minnesota	July 3, 2022
MINS	40	2x, last vs. Dallas	June 5, 2022

Career Regular Season Statistics

Year	Tm	G	GS	MP	FG	FGA	FG%	3P	3PA	3P%	2P	2PA	2P%	eFG%	FT	FTA	FT%	OR	DR	REB	RPG	A	S	B	TO	Pf	PTS	PPG
2017	SAS	31	23	711	85	246	.346	35	96	.365	50	150	.333	.417	60	69	.870	12	47	59	1.9	106	16	4	79	57	265	8.5
2018	LVA	31	27	790	106	227	.467	47	107	.439	59	120	.492	.570	35	40	.875	14	60	74	2.4	124	25	5	36	64	294	9.5
2019	LVA	34	30	868	107	293	.365	45	126	.357	62	168	.369	.442	34	39	.872	15	80	95	2.8	102	27	4	53	76	293	8.6
2021	LVA	26	0	663	128	293	.437	44	114	.386	84	179	.469	.512	85	90	.944	11	55	66	2.5	94	26	1	43	56	385	14.8
2022	LVA	36	36	1182	244	531	.460	113	269	.420	131	262	.500	.566	125	149	.839	9	87	96	2.7	184	36	2	94	90	726	20.2
2023	LVA	17	17	523	107	222	.482	35	97	.361	72	125	.576	.561	54	61	.885	3	36	39	2.3	70	14	0	36	37	303	17.8
Career		175	133	4739	777	1812	.429	319	808	.395	458	1004	.456	.517	393	448	.877	64	367	431	2.5	679	144	16	342	380	2266	12.9



# KIAH STOKES

#41

Center

6-3

Connecticut '15

8th Year

**WNBA Career**

- 2022 WNBA Champion
- 2015 WNBA All-Defensive 2nd Team
- 2015 All-Rookie Team

**Collegiate Career**

- 3-time National Champion
- 2015 Conference Defensive Player of the Year

**2023 (Las Vegas)**

- ...

**2022 (Las Vegas)**

- Missed first 4 games of year (overseas) ... Led or tied for team lead in rebounds 3 times

**2021 (Las Vegas)**

- Signed on July 2 ... DNP on July 2 ... Averaged 9.0 rpg. in 8 starts ... Led or tied for the team lead in rebounding 3 times and in assists 1 time

**2021 (New York) ...****2020 (New York) ...****2019 (New York)**

- Did Not Play (personal reasons)

**2018 (New York) ...****2017 (New York)**

- Led the team in blocked shots and ranked second in rebounding

**2016 (New York)**

- Missed the final 7 games of the regular season with a hip injury ... Set a WNBA record for highest rebound average by a player who didn't start a game

**2015 (New York) ...****Collegiate Honors & Notes (Connecticut)**

- Set a UConn single-season blocked shots record (147) as a senior and capped her career ranked No. 3 among all-time UConn blocks leaders (325).

**Personal**

- Father Greg was an All-American basketball player at Iowa who played for the Philadelphia 76ers and won gold with the 1983 USA Pan American Games Team ... Majored in psychology

**[Go to KiaH Stokes' complete bio online](#)**

- Online bio includes items such as expanded WNBA statistics, more notes, college, international and USA Basketball statistics, and more!

**Record Without**

Year	Games Missed	Record With	Record Without
2015	0	23-11	0- 0
2016	7	19- 8	2- 5
2017	0	22-12	0- 0
2018	4	6-24	1- 3
2019	34	0- 0	10-24
2020	0	2-20	0- 0
2021	9	14-10	6- 3
2022	5	22- 9	4- 1
2023	0	16- 2	0- 0
<b>Totals</b>	<b>59</b>	<b>124-96</b>	<b>23-36</b>

**Season Highs**

	PTS	REBS	ASTS	STLS	BLKS	MIN	FG	FGA	3G	3GA	FT	FTA
2015	13	11	4	4	8	35:33	6	8	0	1	5	6
2016	12	14	2	2	4	37:46	6	8	0	0	5	8
2017	23	17	4	2	3	30:47	6	10	0	1	11	12
2018	12	15	3	2	3	33:38	5	7	0	0	2	4
2020	15	12	4	2	3	36:29	6	12	5	8	2	2
2021	5	13	7	2	3	34:53	2	3	1	2	2	2
2022	9	10	3	2	3	28:45	4	5	1	3	2	4
2023	7	9	2	2	4	22:53	3	3	1	2	1	2





## WNBA Rankings

	PPG	RPG	APG	SPG	BPG	MPG	FG%	3G%	FT%
2015	---	12th	---	---	4th	---	---	---	---
2016	---	7th	---	---	6th	---	---	---	---
2017	---	17th	---	---	11th	---	---	---	---
2018	---	---	---	---	18th	---	---	---	---
2020	---	16th	---	---	9th	---	---	---	---
2021	---	22nd	---	---	---	---	---	---	---
2022					18th				

## Milestones Reached

Mark	Opponent	Date	Gm. #
1st Pt	@ Los Angeles	May 21, 2015	1
1000th Reb	Chicago	Sept. 2, 2021	166

## Upcoming Milestones

Mark	Category	Current
1,000	Points	909
1500	Rebounds	1280
300	Blocked Shots	252

	Rebs	Asts	Dbl-Dbl
Year	10+	10+	
2015	7	0	3
2016	6	0	0
2017	8	0	4
2018	5	0	1
2020	2	0	0
2021	5	0	0
2022	1	0	0
2023	0	0	0
Totals	34	0	8

	Scoring	10+	20+
Year			
2015	5	0	
2016	5	0	
2017	5	1	
2018	2	0	
2020	5	0	
2021	0	0	
2022	0	0	
2023	0	0	
Totals	22	1	

## Regular Season Highs

### 2023


PTS	7	New York	June 29
REBS	9	3x, last vs LA	May 27
ASTS	2	2x, last vs Chicago	June 11
STLS	2	2x, last vs Dallas	July 7
BLKS	4	2x, last vs. Minnesota	June 18
MINS	22:53	@ Seattle	May 20

### CAREER

PTS	23	Phoenix	June 4, 2017
REBS	17	Atlanta	June 7, 2017
ASTS	7	@ Chicago	Sept. 17, 2021
STLS	4	Atlanta	Sept. 1, 2015
BLKS	8	Connecticut	July 16, 2015
MINS	38	Atlanta	June 22, 2016

## Career Regular Season Statistics

Year	Tm	G	GS	MP	FG	FGA	FG%	3P	3PA	3P%	2P	2PA	2P%	eFG%	FT	FTA	FT%	OR	DR	REB	RPG	A	S	B	TO	PF	PTS	PPG
2015	NYL	34	6	862	82	150	.547	0	2	.000	82	148	.554	.547	33	48	.688	60	159	219	6.4	26	24	67	37	76	197	5.8
2016	NYL	27	0	650	75	117	.641	0	0	----	75	117	.641	.641	37	59	.627	63	138	201	7.5	20	18	38	30	77	187	6.9
2017	NYL	34	12	666	60	113	.531	0	1	.000	60	112	.536	.531	43	54	.796	77	137	214	6.3	30	12	39	40	94	163	4.8
2018	NYL	30	4	427	42	77	.545	0	0	----	42	77	.545	.545	8	15	.533	43	91	134	4.5	12	11	19	21	56	92	3.1
2020	NYL	22	22	601	51	137	.372	20	85	.235	31	52	.596	.445	4	7	.571	28	119	147	6.7	26	11	26	28	45	126	5.7
2021	NYL	9	0	135	6	11	.545	1	2	.500	5	9	.556	.591	2	2	1.000	8	30	38	4.2	5	4	6	6	14	15	1.7
2021	LVA	15	8	308	10	17	.588	0	0	----	10	17	.588	.588	2	4	.500	27	65	92	6.1	15	6	10	7	19	22	1.5
2021	TOT	24	8	443	16	28	.571	1	2	.500	15	26	.577	.589	4	6	.667	35	95	130	5.4	20	10	16	13	33	37	1.5
2022	LVA	31	4	475	26	61	.426	5	24	.208	21	37	.568	.467	13	16	.813	29	107	136	4.4	20	14	25	18	39	70	2.5
2023	LVA	17	0	314	15	27	.556	1	7	.143	14	20	.700	.574	6	11	.545	18	75	93	5.5	7	4	21	10	27	37	2.2
Career		219	56	4438	367	710	.517	27	121	.223	340	589	.577	.536	148	216	.685	353	921	1274	5.8	161	104	251	198	447	909	4.2



## RIQUNA WILLIAMS

## #2

**Guard**

**5-7**

**Miami '11**

**11th Year**

### WNBA Career

- 2022 WNBA Champion
- 2015 WNBA All-Star
- 2013 WNBA Sixth Woman of the Year
- 2012 WNBA All-Rookie Team

### Collegiate Career

- 2-time All-American
- 3-time All-ACC

### 2023 (Las Vegas)

- Has yet to play (back)

### 2022 (Las Vegas)

- Played in just 2 of the team's first 17 games due to a foot injury ...

### 2021 (Las Vegas)

- Led or tied for the team lead in assists on 2 occasions, in scoring 3 times, and in rebounding 1 time

### 2020 (Los Angeles) ...

### 2019 (Los Angeles) ...

### 2018 (Los Angeles) ...

### 2017 (Los Angeles) ...

### 2016 (Los Angeles)

- Sat out season rehabbing ruptured left Achilles tendon, suffered overseas

### 2015 (Tulsa)

- Ranked 3rd in the W in made 3-pointers, and tied for 4th in made free throws ... Scored a season-high 35 points on 2 occasions—vs. Minnesota on August 1 and vs. Atlanta on August 9

### 2014 (Tulsa)

- Missed 23 games with a knee injury

### 2013 (Tulsa)

- Set what was then the WNBA record for points in

a game when she poured in 51 vs. San Antonio on September 8 (17-27 FGs, 8-14 3Gs, 9-9 FTs) ... Tied what was then the WNBA record for made 3s in a game with 8 vs. San Antonio on September 8

### 2012 (Tulsa) ...

### Collegiate Honors & Notes (Miami)

- As a junior ranked 11th in the nation in scoring ... As a sophomore led the team and finished 2nd in the ACC in scoring ... Also led the conference in made 3-pointers, setting a school record in the process (second most in ACC history)

### Personal

- Majored in criminology ... Has five siblings—one sister, Rikina Jones and brothers, Ricky Williams, Joshua Jones and Solomon Williams

### Go to Riquna Williams' complete bio online

- Online bio includes items such as expanded WNBA statistics, more notes, college, international and USA Basketball statistics, and more!

### Record Without

Year	Games Missed	Record With	Record Without
2012	1	9-24	0- 1
2013	7	9-18	2- 5
2014	23	4- 7	8-15
2015	5	15-14	3- 2
2016	34	0- 0	26- 8
2017	11	16- 7	10- 1
2018	1	19-14	0- 1
2019	11	15- 8	7- 4
2020	1	14- 7	1- 0
2021	0	24- 8	0- 0
2022	15	15- 6	11- 4
2023	18	0- 0	16- 2
<b>Totals</b>	<b>126</b>	<b>140-113</b>	<b>84-43</b>

### Season Highs

	PTS	REBS	ASTS	STLS	BLKS	MIN	FG	FGA	3G	3GA	FT	FTA
2012	27	6	6	5	1	32:00	11	21	5	10	9	11
2013	51	9	6	4	2	34:00	17	28	8	14	11	12
2014	27	4	3	5	1	32:00	10	18	3	6	5	5
2015	35	7	6	4	2	39:27	11	23	6	12	18	20
2017	15	5	4	3	2	29:26	5	13	3	6	6	6
2018	25	5	3	4	1	29:06	9	12	7	9	4	6
2019	37	5	4	2	1	39:41	10	22	7	15	10	11
2020	21	4	4	3	1	32:47	7	15	7	12	4	4
2021	22	8	4	3	2	38:32	8	15	4	10	6	8
2022	14	5	3	2	1	25:51	5	10	4	9	3	5
2023	DNP											

# PLAYER PROFILES



## WNBA Rankings

	PPG	RPG	APG	SPG	BPG	MPG	FG%	3G%	FT%
2012	---	---	---	---	---	---	---	18th	---
2013	11th	---	---	---	---	---	---	7th	4th
2014	---	---	---	---	---	---	---	---	---
2015	6th	---	21st	---	---	20th	---	19th	22nd
2017	---	---	---	---	---	---	---	---	---
2018	---	---	---	---	---	---	---	17th	---
2019	---	---	---	---	---	---	---	8th	---
2020	---	---	---	---	---	---	---	12th	---
2021	---	---	---	---	---	---	---	5th	---
2022								21st	

## Milestones Reached

Mark	Opponent	Date	Gm. #
1st Pt	San Antonio	May 19, 2012	1
1,000th Pt.	@ Los Angeles	July 3, 2015	83
2,000th Pt.	Seattle	Aug. 1, 2020	183

## Upcoming Milestones

Mark	Category	Current
3,000	Points	2,659
1,000	Rebounds	565
400	Assists	387
300	Steals	261

	Reb	Asts	Double-Doubles		Scoring				
Year	10+	10+		Year	10+	20+	30+	40+	50+
2012	0	0	0	2012	18	3	0	0	0
2013	0	0	0	2013	17	9	1	1	1
2014	0	0	0	2014	3	1	0	0	0
2015	0	0	0	2015	21	8	3	0	0
2017	0	0	0	2017	8	0	0	0	0
2018	0	0	0	2018	10	1	0	0	0
2019	0	0	0	2019	12	4	1	0	0
2020	0	0	0	2020	12	3	0	0	0
2021	0	0	0	2021	16	3	0	0	0
2022	0	0	0	2022	5	0	0	0	0
2023	0	0	0	2023	0	0	0	0	0
Totals	0	0	0	Totals	122	32	5	1	1

## Regular Season Highs

2023 -- DNP

PTS	51	@ San Antonio	Sept. 8, 2013
REBS	9	Seattle	Sept. 12, 2013
ASTS	6	3x, Last vs. Phoenix	Aug. 18, 2015
STLS	5	3x, Last vs. Phoenix	June 6, 2014
BLKS	2	7x, Last vs. Dallas	July 11, 2021
MINS	40	@ Atlanta	July 14, 2019

## CAREER

PTS	51	@ San Antonio	Sept. 8, 2013
REBS	9	Seattle	Sept. 12, 2013
ASTS	6	3x, Last vs. Phoenix	Aug. 18, 2015
STLS	5	3x, Last vs. Phoenix	June 6, 2014
BLKS	2	7x, Last vs. Dallas	July 11, 2021
MINS	40	@ Atlanta	July 14, 2019

## Career Regular Season Statistics

Year	Tm	G	GS	MP	FG	FGA	FG%	3P	3PA	3P%	2P	2PA	2P%	eFG%	FT	FTA	FT%	OR	DR	REB	RPG	A	S	B	TO	PF	PTS	PPG
2012	TUL	33	3	671	116	337	.344	38	117	.325	78	220	.355	.401	75	91	.824	25	55	80	2.4	69	51	9	47	65	345	10.5
2013	TUL	27	6	612	139	350	.397	45	118	.381	94	232	.405	.461	99	110	.900	14	50	64	2.4	49	27	7	40	59	422	15.6
2014	TUL	11	2	174	28	69	.406	6	27	.222	22	42	.524	.449	14	15	.933	5	15	20	1.8	13	15	2	15	16	76	6.9
2015	TUL	29	20	813	130	369	.352	56	162	.346	74	207	.357	.428	136	160	.850	16	84	100	3.4	74	43	15	47	78	452	15.6
2017	LAS	23	6	408	45	140	.321	20	74	.270	25	66	.379	.393	38	44	.864	6	26	32	1.4	16	19	3	26	42	148	6.4
2018	LAS	33	3	546	81	199	.407	48	128	.375	33	71	.465	.528	24	30	.800	12	34	46	1.4	22	22	3	16	52	234	7.1
2019	LAS	23	14	593	93	242	.384	54	138	.391	39	104	.375	.496	44	50	.880	13	47	60	2.6	37	26	4	28	58	284	12.3
2020	LAS	21	4	444	81	186	.435	43	102	.422	38	84	.452	.551	16	18	.889	3	35	38	1.8	31	24	7	19	41	221	10.5
2021	LVA	32	32	833	114	257	.444	63	151	.417	51	106	.481	.566	46	50	.920	6	77	83	2.6	51	24	12	21	47	337	10.5
2022	LVA	21	0	377	45	118	.381	34	93	.366	11	25	.440	.525	16	21	.762	5	37	42	2.0	25	9	3	6	35	140	6.7
2023	LVA																											
Career		253	90	5471	872	2267	.385	407	1110	.367	465	1157	.402	.474	508	589	.862	105	460	565	2.2	387	261	64	265	493	2659	10.5



# A'JA WILSON

#22

**Center/Forward 6-4 South Carolina '18****6th Year****WNBA Career**

- 2022 WNBA Champion
- 2022 & 2020 WNBA M'VP
- 2022 WNBA Defensive Player of the Year
- 2022 WNBA All-Defensive First Team
- 2022 & 2020 All-WNBA First Team
- 2021 All-WNBA Second Team
- 2020 WNBA All-Defensive Second Team
- 2023, 2022, 2021, 2019 & 2018 WNBA All-Star
- 2023, 2022 & 2019 All-Star Team Captain
- 2023 & 2022 WNBA All-Star Leading Vote-Getter
- 2018 WNBA Rookie of the Year (unanimous)
- 2018 WNBA All-Rookie Team
- 6-time Western Conference Player of the Month
- 11-time Western Conference Player of the Week

**International Career**

- 2020 Olympic gold medalist (USA 5x5)
- 2022, 2018 FIBA World Cup gold medalist (USA 5x5) & 2022 FIBA World Cup M'VP.

**Collegiate Career**

- 2017 NCAA Champion
- 2017 Final Four Most Outstanding Player
- 2018 National Player of the Year (consensus)
- 4-time All-American
- 2-time SEC Defensive Player of the Year

**2023 (Las Vegas)**

- Named June Western Conference Player of the Month...WNBA All-Star leading vote-getter ...Earned 11th Western Conference Player of the Week honor for the week ending June 25...Hit 11-of-13 from the line at LA on May 25.

**2022 (Las Vegas)**

- Named WNBA MVP for 2nd time (7th player with multiple MVPs) ... Led or tied for the team lead in scoring 16 times, and in rebounding 22 times ... Named Western Conference Player of the Week on May 16, May 30, June 21, June 25 and Aug. 15 ... Named WNBA Western Conference Player of the Month for May and July ... Set franchise record for most consecutive games scoring 20+ points (8)

**2021 (Las Vegas)**

- Led or tied for the team lead in scoring 12 times, in rebounding 14 times, and in assists 6 times ... Named WNBA Western Conference Player of the Month for June ... Named WNBA Western Conference Player of the Week (July 4)

**2020 (Las Vegas)**

- Named WNBA MVP (5th youngest in history) ... Named Western Conference Player of the Week (August 10, September 14) ... Named Western Conference Player of the Month (August, September) ... Tied a franchise record for most made free throws in a game without a miss when she went 12 for 12 at Dallas on August 25 ... Made 25 straight free throws—longest streak of her career

**2019 (Las Vegas)**

- Led or tied for the team lead in scoring 11 times, in rebounding 9 times, and in assists 1 time ... Named WNBA Western Conference Player of the Week on June 24 and July 1 ... Scored a career-high 39 points vs. Indiana on June 29, which tied the franchise record for points in a game ... Sprained her ankle and had to leave the game in the 3rd quarter at Seattle on July 19, and missed 8 games ... Posted 3 games of 20+ points and 10+ rebounds

**2018 (Las Vegas)**

- Named Western Conference Player of the Week (July 9) ... Led the W in free throw attempts and made free throws ... Set franchise records for made field goals, field goal attempts, made free throws, free throw attempts, points and scoring average ... Tied the program record for most made free throws (14) and most free throw attempts (18) in a game against Washington on June 1 ... Set the franchise record for most made field goals in a game (16 at Indiana on June 12) ... Scored the second most points by a rookie (35) in franchise history at Indiana on June 12 ... Recorded 7 games of at least 20 points and 10 rebounds

**Personal**

- Enjoys eating Chipotle and Chik-fil-A ... Father, Roscoe, played professional basketball internationally for 10 years ... Is dyslexic ... Is a member of the WNBA and WNBPA Social Justice Council ... First WNBA player to partner with Mountain Dew

**[Go to A'ja Wilson's complete bio online](#)**

- Online bio includes items such as expanded WNBA statistics, more notes, college, international and USA Basketball statistics, and more!

**Record Without**

Year	Games Missed	Record With	Record Without
2018	0	14-19	0-0
2019	8	15-11	6-2
2020	0	18- 4	0-0
2021	0	24- 8	0-0
2022	0	26-10	0-0
2023	0	16- 2	0-0
<b>Totals</b>	<b>0</b>	<b>113-54</b>	<b>6-2</b>

# PLAYER PROFILES



## Season Highs

	Pts	Rebs	Asts	Stls	Blks	Min	FG	FGA	3G	3GA	FT	FTA
2018	35	16	8	3	7	39:32	16	24	0	0	14	18
2019	39	12	5	3	7	40:52	14	20	0	1	11	14
2020	31	16	4	4	5	38:52	11	21	0	0	12	12
2021	30	15	8	4	3	43:18	10	24	1	1	12	12
2022	35	16	5	4	5	37:56	13	24	3	5	13	15
2023	28	14	5	3	4	36:18	10	18	1	3	11	16

## WNBA Rankings

	PPG	RPG	APG	SPG	BPG	MPG	FG%	3G%	FT%
2018	3rd	6th	---	---	6th	16th	24th	---	---
2019	7th	17th	---	---	4th	---	---	---	---
2020	2nd	6th	---	24th	1st	10th	21st	---	---
2021	6th	8th	21st	---	11th	10th	21st	---	10th
2022	5th	2nd	---	12th	1st	19th	12th	16th	---

## Milestones Reached

Mark	Opponent	Date	Gm. #
1st Pt	@ Connecticut	May 20, 2018	1
1,000th Pt	Phoenix	Aug. 20, 2019	53
2,000th Pt	Washington	Aug. 17, 2021	104
3,000th Pt	@ Connecticut	June 8, 2023	157
1,000th Reb	@ Chicago	May 28, 2022	122

## Upcoming Milestones

Mark	Category	Current
4,000	Points	3,203
1,500	Rebounds	1,423
400	Assists	379
300	Blocked Shots	291
200	Steals	167

	Reb	Asts	Double-Doubles	
Year	10+	10+	Pt/Reb	Pt/Ast
2018	10	0	10	0
2019	3	0	3	0
2020	7	0	7	0
2021	17	0	17	0
2022	17	0	17	0
2023	12	0	11	0
Totals	66	0	65	0

	Scoring			
Year	10+	20+	30+	40+
2018	33	18	3	0
2019	23	7	1	0
2020	22	15	1	0
2021	30	14	1	0
2022	34	20	1	0
2023	17	11	0	0
Totals	159	85	7	0

## Regular Season Highs

2023

PTS	28	Indiana	June 24
REBS	14	Minnesota	June 18
ASTS	5	Connecticut	July 1
STLS	3	3x, last vs. Indiana	June 26
BLKS	4	3x, last vs. Minnesota	June 11
MINS	36:18	Dallas	July 5

## CAREER

PTS	39	Indiana (OT)	June 29, 2019
REBS	16	4x, Last vs. Seattle	June 29, 2022
ASTS	8	2x, last @ Dallas	July 11, 2021
STLS	4	4x, Last vs. Chicago	Aug. 11, 2022
BLKS	7	2x, last @ Atlanta	Sept. 5, 2019
MINS	43	@ Minnesota	June 25, 2021

## Career Regular Season Statistics

Year	Tm	G	GS	MP	FG	FGA	FG%	3P	3PA	3P%	2P	2PA	2P%	eFG%	FT	FTA	FT%	OR	DR	REB	RPG	A	S	B	TO	PF	PTS	PPG
2018 *	LVA	33	33	1010	245	530	.462	0	0	---	245	530	.462	.462	192	248	.774	66	198	264	8.0	74	27	55	46	68	682	20.7
2019 *	LVA	26	25	739	158	330	.479	0	1	.000	158	329	.480	.479	114	144	.792	42	125	167	6.4	47	13	45	56	52	430	16.5
2020	LVA	22	22	697	166	346	.480	0	0	---	166	346	.480	.480	118	151	.781	34	154	188	8.5	45	27	44	35	49	450	20.5
2021 *	LVA	32	32	1021	207	466	.444	1	1	1.000	206	465	.443	.445	169	193	.876	63	235	298	9.3	98	28	40	46	49	584	18.3
2022 *	LVA	36	36	1080	260	519	.501	31	83	.373	229	436	.525	.531	152	187	.813	66	273	339	9.4	75	52	70	61	76	703	19.5
2023	LVA	18	18	549	124	242	.512	2	15	.133	122	227	.537	.521	104	132	.788	39	127	166	9.2	40	21	37	27	41	354	19.7
Career		167	166	5095	1160	2433	.477	34	100	.340	1126	2333	.483	.484	849	1055	.805	310	1112	1422	8.5	379	167	291	271	335	3203	19.2





## JACKIE YOUNG

#0

**Guard**

**5-11**

**Notre Dame '19**

**5th Year**

### WNBA Career

- 2022 WNBA Championship
- 2022 WNBA Most Improved Player Award Winner
- 2023 & 2022 WNBA All-Star
- 1-time Western Conference Player of the Week

### International Career

- 2020 Olympic gold medalist (USA 3x3)

### Collegiate Career

- 2019 NCAA Champion
- 2019 ACC Tournament MVP

### High School Career

- 2016 Naismith Player of the Year
- 2016 Indiana's Miss Basketball

### 2023 (Las Vegas)

- All-Star Game starter...Scored a career-high 30 points (12-18 FGs, 4-7 3pt FGs, 2-4 FTs) at Los Angeles on May 25...

### 2022 (Las Vegas)

- Led or tied for the team lead in scoring 5 times, in assists 7 times, and in rebounds 3 times ... Named Western Conference Player of the Week for May 16-22 ... Injured her ankle early in the 4th Q vs. CT on 6/2 ... DNP 6/5 and 6/11 (right ankle sprain) ... Named to her first All-Star Team as a starter (2nd leading vote-getter among guards)

### 2021 (Las Vegas)

- Led or tied for the team lead in assists 5 times, in scoring 4 times, and in rebounding 2 times

### 2020 (Las Vegas)

- Led or tied for the team lead in scoring on 2 occasions, in rebounding 2 times, and in assists 3 times

### 2019 (Las Vegas)

- Led or tied for the team lead in assists on 18 occasions, and in scoring 1 time

### Collegiate Honors & Notes (Notre Dame)

- Ranked 3rd in the nation among guards in FG% ... Was one of only 4 players in the nation to average more than 14.0 points, 7.0 rebounds and 5.0 assists during her final year at Notre Dame

### [Go to Jackie Young's complete bio online](#)

- Online bio includes items such as expanded WNBA statistics, more notes, college, international and USA Basketball statistics, and more!

### Team Record Without

Year	Games Missed	Record With	Record Without
2019	0	21-13	0-0
2020	0	18- 4	0-0
2021	0	24- 8	0-0
2022	2	24-10	2-0
2023	0	16- 2	0-0
<b>Totals</b>	<b>2</b>	<b>103-37</b>	<b>2-0</b>



Season Highs

	PTS	REBS	ASTS	STLS	BLKS	MIN	FG	FGA	3G	3GA	FT	FTA
2019	17	10	10	3	2	35:08	5	14	2	3	9	12
2020	20	7	9	4	1	32:42	8	15	1	2	5	6
2021	29	10	6	4	2	40:27	14	19	1	3	10	10
2022	26	9	9	3	2	41:21	9	19	4	7	8	8
2023	30	7	8	4	1	35:56	12	18	4	8	8	9

WNBA Rankings

	PPG	RPG	APG	SPG	BPG	MPG	FG%	3G%	FT%
2019	---	---	---	---	---	---	---	---	---
2020	---	---	23rd	---	---	---	16th	---	---
2021	25th	---	18th	23rd	---	11th	11th	---	21st
2022	12th	---	14th	13th	---	3rd	22nd	3rd	13th

Milestones

Mark	Opponent	Date	Gm. #	Mark	Category	Current
1st Pt	Los Angeles	May 26, 2019	1	2,000	Points	1,745
1,000th Pt	Los Angeles	May 23, 2022	96	600	Rebounds	556
500th Ast	New York	June 29, 2023	137	600	Assists	516
				200	Steals	151

Upcoming Milestones

Year	Reb	Asts	Double Doubles			Year	Scoring		
	10+	10+	Pt/Reb	Pt/Ast	Reb-Ast		10+	20+	30+
2019	1	1	0	0	1	2019	7	0	0
2020	0	0	0	0	0	2020	12	2	0
2021	2	0	2	0	0	2021	21	4	0
2022	0	0	0	0	0	2022	30	11	0
2023	0	0	0	0	0	2023	18	9	1
Totals	3	1	2	0	1	Totals	88	26	1

Regular Season Highs

2023						CAREER					
PTS	30	@ Los Angeles		May 25		PTS	30	@ Los Angeles		May 25, 2023	
REBS	7	2x, Last vs Dallas		July 5		REBS	11	@ Seattle		May 18, 2021	
ASTS	8	Indiana		June 24		ASTS	10	2x, last vs. Phoenix		Aug. 20, 2019	
STLS	4	@ Los Angeles		May 25		STLS	4	3x, Last at Los Angeles		May 25, 2023	
BLKS	1	2x, Last at Los Angeles		May 25		BLKS	2	4x, Last vs. Chicago		May 28, 2022	
MINS	35:56	Dallas		July 5		MINS	41	Washington		June 25, 2022	

Career Regular Season Statistics

Year	Tm	G	GS	MP	FG	FGA	FG%	3P	3PA	3P%	2P	2PA	2P%	eFG%	FT	FTA	FT%	OR	DR	REB	RPG	A	S	B	TO	PF	PTS	PPG
2019	LVA	34	34	767	76	236	.322	14	44	.318	62	192	.323	.352	59	73	.808	23	88	111	3.3	153	26	12	53	47	225	6.6
2020	LVA	22	0	568	93	189	.492	3	13	.231	90	176	.511	.500	52	61	.852	18	77	95	4.3	67	15	2	35	39	241	11.0
2021	LVA	32	32	1018	155	307	.505	5	20	.250	150	287	.523	.513	75	90	.833	21	110	131	4.1	103	36	11	47	58	390	12.2
2022 *	LVA	34	34	1129	191	401	.476	50	116	.431	141	285	.495	.539	110	128	.859	43	105	148	4.4	132	48	8	43	81	542	15.9
2023	LVA	18	18	557	125	218	.573	41	85	.482	84	133	.632	.664	56	68	.824	11	61	72	4.0	62	26	2	36	29	347	19.3
Career		140	118	4039	640	1351	.474	113	278	.406	527	1072	.492	.515	352	420	.838	116	441	557	4.0	516	151	35	214	254	1745	12.5



## 2022 ACES VS WINGS

### Aces vs. Lynx, 2023 Regular Season

PLAYER	GP-GS	MIN	FGM-FGA	FG%	3-POINT		FTM-FTA	FT%	--- REBOUNDS ---		AST	PF-DQ	STL	TO	BLK	PTS/AVG	
					FGM-FGA	FG%			OFF	DEF							
Young, J	2-2	63:50	14 - 25	56.0	6-13	46.2	13 - 13	100	0	10	10/5.0	6	2-0	4	3	0	47/23.5
Gray, C	2-2	58:18	14 - 21	66.7	6-9	66.7	2 - 2	100	0	7	7/3.5	15	3-0	3	2	1	36/18.0
Plum, K	2-2	56:45	13 - 27	48.1	5-16	31.3	1 - 1	100	0	5	5/2.5	8	6-0	2	4	0	32/16.0
Wilson, A	2-2	55:37	10 - 24	41.7	0-2	0.0	9 - 10	90.0	4	15	19/9.5	3	2-0	1	2	6	29/14.5
Clark, A	2-0	43:05	6 - 13	46.2	3-10	30.0	1 - 1	100	3	3	6/3.0	2	6-0	0	0	0	16/8.0
Parker, C	2-2	46:38	5 - 18	27.8	2-8	25.0	2 - 3	66.7	3	11	14/7.0	5	3-0	4	1	1	14/7.0
Bell, K	2-0	22:03	3 - 10	30.0	1-6	16.7	0 - 0	0.0	0	3	3/1.5	1	3-0	2	0	0	7/3.5
Stokes, K	2-0	33:29	1 - 2	50.0	0-1	0.0	1 - 2	50.0	1	7	8/4.0	2	3-0	0	2	8	3/1.5
George, C	2-0	12:12	1 - 5	20.0	1-3	33.3	0 - 0	0.0	0	3	3/1.5	0	3-0	0	1	0	3/1.5
Colson, S	2-0	08:05	0 - 1	0.0	0-1	0.0	0 - 0	0.0	0	0	0/0.0	1	2-0	0	0	0	0/0.0
ACES	2	400	67 - 146	45.9	24-69	34.8	29 - 32	90.6	11	64	88/44	43	33-0	16	16	16	187/93.5
LYNX	2	400	51 - 146	34.9	11-45	24.4	22 - 26	84.6	18	64	93/46.5	28	33-0	7	25	6	135/67.5

### Lynx vs. Aces, 2023 Regular Season

PLAYER	GP-GS	MIN	FGM-FGA	FG%	3-POINT		FTM-FTA	FT%	--- REBOUNDS ---				AST	PF-DQ	STL	TO	BLK	PTS/AVG
					FGM-FGA	FG%			OFF	DEF	TOT/AVG							
Collier, N	2-2	60:34	14 - 32	43.8	2-7	28.6	9 - 9	100	3	14	17/8.5	1	5-0	2	3	3	39/19.5	
Miller, D	1-1	21:04	4 - 10	40.0	0-1	0.0	6 - 7	85.7	0	1	1/1.0	1	2-0	1	0	1	14/14.0	
Mitchell, T	2-2	65:18	9 - 22	40.9	2-4	50.0	4 - 4	100	0	8	8/4.0	5	5-0	1	4	1	24/12.0	
Banham, R	2-0	46:29	7 - 21	33.3	5-14	35.7	0 - 0	0.0	0	3	3/1.5	1	4-0	0	1	0	19/9.5	
McBride, K	1-1	23:28	3 - 7	42.9	1-4	25.0	0 - 0	0.0	0	1	1/1.0	1	0-0	0	2	0	7/7.0	
Milic, N	2-0	33:32	4 - 13	30.8	0-2	0.0	1 - 2	50.0	2	5	7/3.5	2	3-0	0	1	0	9/4.5	
Allen, L	2-1	36:59	4 - 13	30.8	0-1	0.0	0 - 2	0.0	1	6	7/3.5	3	3-0	0	4	0	8/4.0	
Shepard, J	1-1	33:37	1 - 4	25.0	0-0	0.0	2 - 2	100	5	10	15/15.0	7	3-0	0	1	0	4/4.0	
Carleton, B	2-1	31:12	2 - 9	22.2	1-7	14.3	0 - 0	0.0	1	8	9/4.5	3	5-0	1	1	0	5/2.5	
Juhász, D	2-1	29:58	2 - 6	33.3	0-3	0.0	0 - 0	0.0	3	6	9/4.5	3	1-0	1	3	1	4/2.0	
Engstler, E	1-0	09:40	1 - 3	33.3	0-1	0.0	0 - 0	0.0	3	1	4/4.0	0	1-0	0	2	0	2/2.0	
Powers, A	1-0	08:12	0 - 6	0.0	0-1	0.0	0 - 0	0.0	0	1	1/1.0	1	1-0	1	1	0	0/0.0	
LYNX	2	400	51 - 146	34.9	11-45	24.4	22 - 26	84.6	18	64	93/46.5	28	33-0	7	25	6	135/67.5	
ACES	2	400	67 - 146	45.9	24-69	34.8	29 - 32	90.6	11	64	88/44	43	33-0	16	16	16	187/93.5	

### ACES VS. LYNX, 2023 BOX SCORES

May 28 @ Las Vegas: Aces 94, Lynx 73

June 18 @ Las Vegas: Aces 93, Lynx 62

July 9 @ Minnesota

July 22 @ Minnesota

WOMEN'S NATIONAL BASKETBALL ASSOCIATION

Sunday, May 28, 2023 Micholob ULTRA Arena, Las Vegas, NV

Officials: #42 Roy Gulbeyan, #27 Ryan Sassano, #37 Teresa Stuck

Game Duration: 2:01

Attendance: 7970

VISITOR: Minnesota Lynx (0-4)

	POS	MIN	FG	FGA	3P	3PA	FT	FTA	OR	DR	TOT	A	PF	ST	TO	BS	+/-	PTS	
1 Diamond Miller	F	21:04	4	10	0	1	6	7	0	1	1	1	2	1	0	1	-12	14	
24 Napheesa Collier	F	34:08	8	17	1	5	4	2	8	10	3	2	1	0	1	0	-21	21	
10 Jessica Shepard	C	33:37	4	8	0	0	2	2	5	10	15	7	3	0	1	0	-20	4	
25 Tiffany Mitchell	G	34:21	6	12	2	3	2	2	0	5	5	4	3	0	3	0	-18	16	
2 Lindsay Allen	G	14:23	0	2	0	0	0	0	2	0	1	1	2	1	0	3	0	-8	0
3 Aerial Powers		08:12	0	6	0	1	0	0	0	0	1	1	1	1	1	0	-2	0	
15 Rachel Banham		25:37	4	11	4	7	0	0	0	2	2	0	2	0	1	0	-13	12	
31 Nikolina Milic		14:30	2	5	0	1	0	0	1	1	2	1	2	0	1	0	-6	4	
6 Bridget Carleton		12:57	1	4	0	3	0	0	0	3	3	0	1	0	1	0	-9	2	
14 Dorka Juhász		01:13	0	0	0	0	0	0	0	0	0	0	0	0	0	0	0	0	
		200:00	26	71	7	21	14	17	8	32	40	16	18	4	13	2	-21	73	
			36.6%		33.3%		82.4%		TM REB: 5			TOT TO: 13 (14 PTS)							

HOME: LAS VEGAS ACES (4-0)

	POS	MIN	FG	FGA	3P	3PA	FT	FTA	OR	DR	TOT	A	PF	ST	TO	BS	+/-	PTS	
0 Jackie Young	F	33:40	7	13	4	8	5	5	0	6	6	4	1	2	2	0	23	23	
22 Aja Wilson	F	30:21	6	10	0	1	9	10	2	3	5	2	1	1	2	1	24	21	
3 Candace Parker	C	22:46	1	9	1	5	0	0	1	7	8	0	1	2	1	1	20	3	
10 Kelsey Plum	G	31:29	5	16	1	9	0	0	0	1	1	5	4	2	2	0	17	11	
12 Chelsea Gray	G	31:55	7	10	3	4	2	2	0	5	5	3	2	2	0	17	19		
7 Alysha Clark		20:26	4	8	3	7	0	0	1	2	3	1	3	0	0	0	12	11	
41 Kiah Stokes		16:29	0	0	0	0	0	0	0	5	5	2	3	0	1	4	8	0	
1 Kierstan Bell		08:10	1	4	1	4	0	0	0	2	2	1	2	0	0	0	-4	3	
13 Cayla George		02:22	1	2	1	1	0	0	0	1	1	0	1	0	0	0	-1	3	
51 Sydney Colson		02:22	0	0	0	0	0	0	0	0	0	0	1	0	0	0	-1	0	
		200:00	32	72	14	39	15	17	4	32	36	25	20	9	10	7	21	94	
			44.4%		35.9%		94.1%		TM REB: 8			TOT TO: 10 (10 PTS)							

SCORE BY PERIOD

1	2	3	4	FINAL
Lynx 17	21	15	20	73
ACES 24	26	23	21	94

Inactive: Lynx - McBride (Personal)

Inactive: Aces - Williams (Rest - Lower Back)

Points In The Paint: Lynx 30 (15/29), ACES 30 (15/28)

2nd Chance Points: Lynx 7 (0/4), ACES 10 (4/5)

Fast Break Points: Lynx 7 (3/5), ACES 6 (3/4)

Biggest Lead: Lynx 3, ACES 24

Lead Changes: 3

Times Tied: 0

WOMEN'S NATIONAL BASKETBALL ASSOCIATION

Sunday, June 18, 2023 Micholob ULTRA Arena, Las Vegas, NV

Officials: #23 Jeff Wooten, #15 Fatou Cissoko-Stephens, #27 Ryan Sassano

Game Duration: 1:46

Attendance: 7935

VISITOR: Minnesota Lynx (3-8)

	POS	MIN	FG	FGA	3P	3PA	FT	FTA	OR	DR	TOT	A	PF	ST	TO	BS	+/-	PTS	
6 Bridget Carleton	F	18:14	1	5	1	4	0	0	1	5	6	3	4	1	0	0	-19	3	
24 Napheesa Collier	F	28:45	2	15	1	2	5	5	1	6	7	1	2	0	0	0	-25	18	
14 Dorka Juhász	C	28:45	2	8	0	3	0	0	3	6	9	3	1	1	1	1	-8	4	
21 Kayla McBride	G	23:28	3	7	1	4	0	0	0	1	1	1	0	0	2	0	-20	7	
25 Tiffany Mitchell	G	30:57	3	10	0	1	2	2	0	3	3	1	2	1	1	1	-21	8	
2 Lindsay Allen		22:38	4	11	0	1	0	0	1	5	6	1	2	0	1	0	-18	8	
15 Rachel Banham		20:51	3	10	1	7	0	0	0	1	1	1	2	0	0	0	-16	7	
31 Nikolina Milic		19:02	2	8	0	1	1	2	1	4	5	1	1	0	0	0	-23	5	
22 Emily Engstler		09:39	1	3	0	1	0	0	3	1	4	0	1	0	2	0	-7	2	
		200:00	25	75	4	24	8	9	10	32	42	12	15	3	10	4	-31	62	
			33.3%		16.7%		88.9%		TM REB: 6			TOT TO: 12 (19 PTS)							

HOME: LAS VEGAS ACES (10-1)

	POS	MIN	FG	FGA	3P	3PA	FT	FTA	OR	DR	TOT	A	PF	ST	TO	BS	+/-	PTS	
0 Jackie Young	F	30:10	7	12	2	5	8	8	0	4	4	1	2	1	0	23	24		
22 Aja Wilson	F	25:16	4	14	0	1	0	0	2	12	14	1	1	0	0	4	25	8	
3 Candace Parker	C	23:51	4	9	1	3	2	3	2	4	6	5	2	2	0	0	27	11	
10 Kelsey Plum	G	25:16	8	11	4	7	1	1	0	4	4	3	2	0	2	0	25	21	
12 Chelsea Gray	G	28:22	7	11	3	5	0	0	0	2	2	5	0	1	0	1	35	17	
41 Kiah Stokes		17:00	1	2	0	1	1	2	1	2	3	0	0	0	1	4	14	3	
7 Alysha Clark		22:39	2	5	0	3	1	1	2	1	3	1	3	0	0	0	8	5	
1 Kierstan Bell		13:53	2	6	0	2	0	0	0	1	1	0	1	2	0	0	4	4	
13 Cayla George		09:50	0	3	0	2	0	0	0	2	2	0	2	0	0	1	0	0	0
51 Sydney Colson		05:43	0	1	0	1	0	0	0	0	0	1	1	0	0	0	-6	0	
		200:00	35	74	10	30	13	15	7	32	39	18	13	3	5	11	31	93	
			47.3%		33.3%		86.7%		TM REB: 5			TOT TO: 6 (10 PTS)							

SCORE BY PERIOD

1	2	3	4	FINAL
Lynx 22	19	7	14	62
ACES 26	28	20	19	93

Inactive: Lynx - Miller (Injury/Illness - Right Ankle), Powers (Injury/Illness - Left Ankle), Shepard (Not With Team - Illness)

Inactive: Aces - Williams (Injury/Illness - Lower Back)

Points In The Paint: Lynx 34 (17/38), ACES 34 (17/30)

2nd Chance Points: Lynx 9 (4/11), ACES 17 (6/6)

Fast Break Points: Lynx 10 (4/10), ACES 8 (4/10)

Biggest Lead: Lynx 5, ACES 37

Lead Changes: 1

Times Tied: 2



LAS VEGAS ACES (16-1)

PLAYER	GP-GS	MIN	FGM-FGA	FG%	3-POINT		FTM-FTA	FT%	---- REBOUNDS ----			AST	PF-DQ	STL	TO	BLK	PTS/AVG
					FGM-FGA	FG%			OFF	DEF	TOT/AVG						
Wilson, A	18-18	548:38	124 - 242	51.2	2-15	13.3	104 - 132	78.8	39	127	166/9.2	40	41-0	20	27	37	354/19.7
Young, J	18-18	557:27	125 - 218	57.3	41-85	48.2	56 - 68	82.4	11	61	72/4.0	61	29-0	26	36	2	347/19.3
Plum, K	17-17	523:26	107 - 222	48.2	35-97	36.1	54 - 61	88.5	3	36	39/2.3	70	37-0	14	36	0	303/17.8
Gray, C	18-18	566:39	99 - 196	50.5	29-64	45.3	33 - 34	97.1	3	60	63/3.5	111	39-0	27	45	8	260/14.4
Parker, C	18-18	425:26	60 - 129	46.5	17-51	33.3	25 - 28	89.3	16	81	97/5.4	67	35-0	27	31	16	162/9.0
Clark, A	18-1	386:43	42 - 89	47.2	21-56	37.5	13 - 15	86.7	10	34	44/2.4	16	41-0	7	13	3	118/6.6
Bell, K	15-0	134:40	20 - 52	38.5	8-25	32.0	1 - 4	25.0	5	21	26/1.7	6	14-0	7	5	3	49/3.3
George, C	11-0	72:14	13 - 39	33.3	4-19	21.1	0 - 0	0.0	5	12	17/1.5	3	11-0	2	9	3	30/2.7
Stokes, K	18-0	335:00	15 - 29	51.7	1-8	12.5	6 - 11	54.5	21	78	99/5.5	8	30-0	6	10	22	37/2.1
Colson, S	11-0	49:52	2 - 3	66.7	1-2	50.0	1 - 2	50.0	0	5	5/0.5	12	10-0	1	2	1	6/0.5
Williams, R	DNP																
ACES	18	3600	607 - 1219	49.8	159-422	37.7	293 - 355	82.5	113	515	756/42	394	287-0	137	230	95	1666/92.6
OPPONENTS	18	3600	539 - 1289	41.8	122-370	33.0	211 - 275	76.7	144	457	732/40.7	337	333-0	119	243	52	1411/78.4

PLAYER	---- SINGLE GAME HIGHS ----							---- AVERAGE PER GAME ----							---- AVERAGE PER 48 MIN ----						
	MIN	REB	AST	STL	TO	BLK	PTS	MIN	REB	AST	STL	TO	BLK	PTS	REB	AST	STL	TO	BLK	PTS	
Wilson, A	36:18	14	5	3	3	4	28	30.5	9.2	2.2	1.11	1.5	2.06	19.7	12.1	2.9	1.46	2.0	2.70	25.8	
Young, J	35:56	7	8	4	5	1	30	31.0	4.0	3.4	1.44	2.0	0.11	19.3	5.2	4.4	1.87	2.6	0.14	24.9	
Plum, K	35:35	5	8	2	4	0	26	30.8	2.3	4.1	0.82	2.1	0.00	17.8	3.0	5.3	1.07	2.8	0.00	23.2	
Gray, C	37:09	8	12	3	6	2	25	31.5	3.5	6.2	1.50	2.5	0.44	14.4	4.4	7.8	1.91	3.2	0.56	18.4	
Parker, C	26:29	12	8	5	5	3	15	23.6	5.4	3.7	1.50	1.7	0.89	9.0	9.1	6.3	2.54	2.9	1.50	15.2	
Clark, A	35:08	6	4	2	4	1	11	21.5	2.4	0.9	0.39	0.7	0.17	6.6	4.6	1.7	0.72	1.3	0.31	12.2	
Bell, K	15:29	5	1	2	2	2	12	9.0	1.7	0.4	0.47	0.3	0.20	3.3	7.7	1.8	2.08	1.5	0.89	14.6	
George, C	12:13	3	1	1	2	2	6	6.6	1.5	0.3	0.18	0.8	0.27	2.7	9.4	1.7	1.11	5.0	1.66	16.6	
Stokes, K	22:53	9	2	2	2	4	7	18.6	5.5	0.4	0.33	0.6	1.22	2.1	11.8	1.0	0.72	1.2	2.63	4.4	
Colson, S	10:00	2	3	1	1	1	3	4.5	0.5	1.1	0.09	0.2	0.09	0.5	4.0	9.6	0.80	1.6	0.80	4.8	
Williams, R	DNP																				

MINNESOTA LYNX (9-9)

PLAYER	GP-GS	MIN	FGM-FGA	FG%	3-POINT		FTM-FTA	FT%	---- REBOUNDS ----			AST	PF-DQ	STL	TO	BLK	PTS/AVG
					FGM-FGA	FG%			OFF	DEF	TOT/AVG						
Collier, N	18-18	611:03	143 - 299	47.8	20-63	31.7	90 - 105	85.7	33	112	145/8.1	48	45-1	32	45	22	396/22.0
McBride, K	16-16	508:41	69 - 170	40.6	33-96	34.4	35 - 39	89.7	5	51	56/3.5	30	20-0	18	26	3	206/12.9
Miller, D	10-10	234:05	42 - 98	42.9	6-24	25.0	35 - 42	83.3	6	33	39/3.9	21	31-0	14	15	6	125/12.5
Mitchell, T	13-11	369:01	48 - 112	42.9	5-20	25.0	35 - 41	85.4	8	35	43/3.3	32	41-0	9	38	2	136/10.5
Shepard, J	9-9	296:34	33 - 62	53.2	0-0	0.0	18 - 23	78.3	26	57	83/9.2	40	17-0	5	14	0	84/9.3
Allen, L	17-8	357:17	34 - 95	35.8	5-22	22.7	22 - 28	78.6	10	30	40/2.4	70	36-0	9	19	1	95/5.6
Milic, N	17-0	217:26	35 - 84	41.7	2-10	20.0	22 - 24	91.7	10	28	38/2.2	18	30-0	1	13	2	94/5.5
Powers, A	7-0	68:23	15 - 44	34.1	1-8	12.5	7 - 8	87.5	4	11	15/2.1	3	1-0	2	4	1	38/5.4
Banham, R	18-1	247:17	32 - 94	34.0	21-60	35.0	7 - 9	77.8	3	20	23/1.3	25	28-0	7	20	0	92/5.1
Juhász, D	18-13	404:05	33 - 72	45.8	5-20	25.0	16 - 26	61.5	22	69	91/5.1	34	33-0	17	24	14	87/4.8
Carleton, B	16-4	251:19	23 - 67	34.3	19-54	35.2	8 - 12	66.7	8	35	43/2.7	13	21-0	5	7	2	73/4.6
Engstler, E	7-0	48:25	3 - 9	33.3	0-2	0.0	2 - 2	100	7	7	14/2.0	7	4-0	2	6	0	8/1.1
Traylor, K	5-0	11:29	1 - 1	100	0-0	0.0	2 - 2	100	0	0	0/0.0	1	3-0	1	3	0	4/0.8
Achonwa, N	DNP																
LYNX	18	3625	511 - 1207	42.3	117-379	30.9	299 - 361	82.8	142	488	756/42	342	310-1	122	247	53	1438/79.9
OPPONENTS	18	3625	542 - 1227	44.2	163-457	35.7	243 - 290	83.8	133	480	734/40.8	358	351-4	119	249	84	1490/82.8

PLAYER	---- SINGLE GAME HIGHS ----							---- AVERAGE PER GAME ----							---- AVERAGE PER 48 MIN ----						
	MIN	REB	AST	STL	TO	BLK	PTS	MIN	REB	AST	STL	TO	BLK	PTS	REB	AST	STL	TO	BLK	PTS	
Collier, N	45:00	14	6	4	5	6	33	33.9	8.1	2.7	1.78	2.5	1.22	22.0	9.5	3.1	2.09	2.9	1.44	25.9	
McBride, K	40:26	6	3	5	3	1	24	31.8	3.5	1.9	1.13	1.6	0.19	12.9	4.4	2.4	1.42	2.0	0.24	16.2	
Miller, D	30:42	7	5	5	3	2	25	23.4	3.9	2.1	1.40	1.5	0.60	12.5	6.7	3.6	2.39	2.6	1.03	21.4	
Mitchell, T	37:58	7	5	5	5	1	17	28.4	3.3	2.5	0.69	2.9	0.15	10.5	4.7	3.5	0.98	4.1	0.22	14.7	
Shepard, J	40:00	15	7	2	4	0	15	33.0	9.2	4.4	0.56	1.6	0.00	9.3	11.2	5.4	0.67	1.9	0.00	11.3	
Allen, L	33:42	6	9	2	5	1	16	21.0	2.4	4.1	0.53	1.1	0.06	5.6	4.5	7.8	1.01	2.1	0.11	10.6	
Milic, N	28:10	5	4	1	3	1	10	12.8	2.2	1.1	0.06	0.8	0.12	5.5	7.0	3.3	0.18	2.4	0.37	17.3	
Powers, A	24:07	4	1	1	1	1	20	9.8	2.1	0.4	0.29	0.6	0.14	5.4	8.8	1.8	1.17	2.3	0.58	22.2	
Banham, R	25:49	4	6	3	4	0	13	13.7	1.3	1.4	0.39	1.1	0.00	5.1	3.7	4.0	1.13	3.2	0.00	14.9	
Juhász, D	37:02	12	4	3	4	2	11	22.4	5.1	1.9	0.94	1.3	0.78	4.8	9.0	3.4	1.68	2.4	1.39	8.6	
Carleton, B	24:41	6	3	1	3	1	14	15.7	2.7	0.8	0.31	0.4	0.13	4.6	6.8	2.1	0.80	1.1	0.32	11.6	
Engstler, E	16:58	7	5	1	2	0	6	6.9	2.0	1.0	0.29	0.9	0.00	1.1	11.6	5.8	1.65	5.0	0.00	6.6	
Traylor, K	03:56	0	1	1	2	0	2	2.3	0.0	0.2	0.20	0.6	0.00	0.8	0.0	3.5	3.48	10.4	0.00	13.9	
Achonwa, N	DNP																				



# Las Vegas Aces

## MEDIA CHEAT SHEET



**KIERSTAN BELL**  
G 6-1 176  
FGCU 2nd Yr.



**ALYSHA CLARK**  
F 5-11 167  
Middle Tenn. 11th Yr.



**SYDNEY COLSON**  
G 5-8 140  
Texas A&M 9th Yr.



**CAYLA GEORGE**  
C/F 6-4 192  
Australia 4th Yr.



**CHELSEA GRAY**  
G 5-11 170  
Duke 9th Yr.



**CANDACE PARKER**  
F/C 6-4 184  
Tennessee 16th Yr.



**KELSEY PLUM**  
G 5-8 145  
Washington 6th Yr.




**KIAH STOKES**  
C 6-3 191  
Connecticut 8th Yr.




**RIQUNA WILLIAMS**  
G 5-7 165  
Miami 11th Yr.



**A'JA WILSON**  
F 6-4 195  
South Carolina 6th Yr.



**JACKIE YOUNG**  
G 6-0 165  
Notre Dame 5th Yr.



**BECKY HAMMON**  
Head Coach



**NATALIE NAKASE**  
Assistant Coach




**TYLER MARSH**  
Assistant Coach



**CHARLENE THOMAS-SWINSON**  
Assistant Coach



**TERA GIROUX**  
Assistant Medical Director



**BANDELE TALIB JR.**  
Head Athletic Trainer



**JEREMIAH WELCH**  
Performance Coach



**LUJENE CLARK**  
Massage Therapist



**KRISTIN MOORE**  
Equipment Manager

### PRONUNCIATION GUIDE

- 1 Kierstan Bell
- 7 Alysha Clark
- 41 Kiah Stokes
- 2 Riquna Williams
- 22 A'ja Wilson

Natalie Nakase  
Tera Giroux  
Lujene Clark  
Bandel Talib

### PRO-NUN-C-A-SHUN GUYD

KEER-stin  
uh-LEE-sha  
KEE-uh  
rih-QWAHN-uh  
A-zhuh (like the continent, Asia)

nuh-KAH-say  
TAIR-up guh-ROO  
LOO-zhean  
ban-DELL TAH-leeb