



Las Vegas (7-0) at Connecticut (6-2)

June 8, 2023—Mohegan Sun Arena (Uncasville, CT), 4:00 pm PT, Fox5/SSSEN

Game #8, Away Game #6

Aces Media Relations—John Maxwell, (951) 203-3208, jmaxwell@lasvegasaces.com

Caroline Williams (725) 289-8896, cwilliams@lasvegasaces.com

2023 Schedule/Results

Date	Opponent	Time/Result
May		
20	@ Seattle (ABC)	W / 105-64
25	@ Los Angeles (CBS SN)	W / 94-85
27	Los Angeles (NBA TV)	W / 93-65
28	Minnesota (CBS Sports Network)	W / 94-73
June		
2	@ Atlanta (ION)	W / 92-87
4	@ Indiana (CBS Sports Network)	W / 84-80
6	@ Connecticut	W / 90-84
8	@ Connecticut (Amazon Prime)	4:00 pm
11	Chicago (ESPN3)	12:00 pm
15	Seattle (Amazon Prime)	7:00 pm
18	Minnesota	6:00 pm
21	@ Phoenix (NBA TV)	12:30 pm
24	Indiana (NBA TV)	6:00 pm
26	Indiana (CBS Sports Network)	7:00 pm
29	New York (Amazon Prime)	7:00 pm
July		
1	Connecticut (ABC)	12:00 pm
5	Dallas	7:00 pm
7	@ Dallas (ION)	5:00 pm
9	@ Minnesota	4:00 pm
11	Phoenix (CBS Sports Network)	7:00 pm
12	@ Los Angeles (CBS Sports Network)	7:00 pm
15	AT&T WNBA All-Star 2023	
20	@ Seattle (Amazon Prime)	7:00 pm
22	@ Minnesota (ESPN)	12:00 pm
25	@ Chicago (ESPN3)	4:00 pm
30	Dallas (CBS Sports Network)	3:00 pm
August		
1	Atlanta	7:00 pm
6	@ New York (ABC)	12:00 pm
8	@ Dallas (CBS Sports Network)	5:00 pm
11	Washington (ION)	7:00 pm
13	Atlanta (CBS Sports Network)	6:00 pm
15	Commissioner's Cup Championship	
17	New York (Amazon Prime)	7:00 pm
19	Los Angeles (ESPN2)	12:00 pm
22	@ Atlanta (CBS Sports Network)	4:00 pm
24	@ Chicago (NBA TV)	5:00 pm
26	@ Washington (NBA TV)	4:00 pm
28	@ New York (ESPN2)	4:00 pm
31	Washington (Amazon Prime)	7:00 pm
September		
2	Seattle (NBA TV)	6:00 pm
8	@ Phoenix (ION)	7:00 pm
10	\$ Phoenix (ESPN2)	12:00 pm

\$ To be played at T-Mobile Arena
Commissioner's Cup Games in Blue
All times Pacific and subject to change

0



3



22



10



12



Hole Cards

Jackie Young	F	5th Year	6-0	Notre Dame '19				
	PPG	RPG	APG	SPG	BPG	FG%	3G%	FT%
2023	21.9	4.7	3.4	2.1	0.3	.591	.469	.778
Career	12.0	4.0	3.7	1.1	0.3	.465	.387	.835
2023 Ranks	5th	---	22nd	3rd	---	4th	13th	---
Career Notes	2022 WNBA Champ • 2022 All-Star • 2022 Most Improved Player • 2022 1st Team • 2020 U.S. Olympic gold (3x3) • 2019 All-Rookie							

Candace Parker	F	16th Year	6-4	Tennessee '08				
	PPG	RPG	APG	SPG	BPG	FG%	3G%	FT%
2023	8.1	5.0	2.4	1.3	1.3	.346	.250	.938
Career	16.2	8.5	4.0	1.3	1.5	.478	.331	.766
2023 Ranks	---	---	---	20th	12th	---	---	5th
Career Notes	2016, 2021 WNBA Champ • 2008, 2013 WNBA MVP • 2020 Defensive PoY • 7-time All-Star • 10-time All-WNBA honoree • 2-time U.S. Olympic gold (5x5)							

A'ja Wilson	C	6th Year	6-4	South Carolina '18				
	PPG	RPG	APG	SPG	BPG	FG%	3G%	FT%
2023	21.0	8.9	2.1	1.6	2.6	.568	.000	.796
Career	19.2	8.5	2.3	1.0	1.7	.477	.352	.807
2023 Ranks	6th	9th	---	15th	2nd	6th	---	---
Career Notes	2022 WNBA Champ • 2020, 2022 M'VP • 4-time All-Star • 3-time All-WNBA honoree • 2018 Rookie of Year • 2020 U.S. Olympic gold & 2-time WC gold (5x5)							

Kelsey Plum	G	6th Year	5-8	Washington '17				
	PPG	RPG	APG	SPG	BPG	FG%	3G%	FT%
2023	14.7	2.3	4.6	1.1	0.0	.380	.205	.792
Career	12.5	2.5	3.9	0.8	0.1	.419	.389	.871
2023 Ranks	22nd	---	11th	27th	---	---	---	---
Career Notes	2022 WNBA Champ • 2022 All-WNBA 1st Team • 2022 All-Star MVP • 2021 6th PoY • 2020 U.S. Olympic gold (3x3) • 2-time USA WC gold (5x5)							

Chelsea Gray	G	9th Year	5-11	Duke '14				
	PPG	RPG	APG	SPG	BPG	FG%	3G%	FT%
2023	13.7	4.6	7.0	1.7	0.1	.474	.458	1.000
Career	12.0	3.1	4.7	1.1	0.2	.461	.381	.866
2023 Ranks	26th	---	2nd	10th	---	18th	14th	1st
Career Notes	2016, 2022 WNBA Champ • 2022 Finals MVP • 4-time All-Star • 2017, 2019 All-W Teams (2nd, 1st) • 2020 U.S. Olympic gold (5x5), 2022 USA WC gold (5x5)							

The Turn

Kierstan Bell	G	2nd Year	6-1	FGCU '22	2.0 ppg, 2.0 rpg, 0.8 apg
Alysha Clark	F	10th Year	5-11	Middle Tennessee	7.9 ppg, 2.4 rpg, .481 3G%
Sydney Colson	G	9th Year	5-8	Texas A&M '11	0.7 ppg, 1.3 rpg, 0.7 apg
Cayla George	C	4th Year	6-4	Australia	4.0 ppg, 1.3 rpg
Kiah Stokes	C	9th Year	6-3	Connecticut '15	2.4 ppg, 6.4 rpg, 1.3 bpg
Riquna Williams	G	11th Year	5-7	Miami '12	DNP



CONGRATULATIONS

If you are reading this, it means that you have made the wise decision to cover a WNBA game featuring the World Champion Las Vegas Aces. Odds are, you a member of one of the most prestigious media outlets in the nation, and a talented print, radio or television personality.

Regardless of how these Game Notes came into your possession, welcome to year 6 of the Las Vegas Aces—our first as the defending WNBA Champs.

These Game Notes are designed to simplify your coverage of the Aces, but in a society that now likes to communicate in ~~140 280-~~ characters or less, 30-second Tik Tok videos, even a modest-sized set of Game Notes like this one can be intimidating.

Over the next 2 pages, we will walk you through the complexities of this document to further enhance your ability to cover the most entertaining team in the WNBA.

Before we begin, we want you to know that we've gone interactive with notes this year. Embedded links will take you to the [interweb page](#) that contains more information on each note or tidbit of information. Click through to your heart's content!

So let's get started. These notes are divided into 3 primary sections: Season Notes, Individual Player Profiles and Statistics.

Statistics

Let's take these items in reverse order. If all you need are our season statistics, just flip to the end of these notes. Both team's stats are always located on the second to last page.

There is also a separate statistical packet in a different document with more detailed information about both teams.

The back page is the Media Cheat Sheet roster, complete with head shots to help you quickly identify our players.

What about box scores? Some folks like to see the box score from the previous game in Game Notes, while some folks like to peruse all of that season's box scores. Some like to see the box scores from previous meetings between the two teams playing today.

Given all these possibilities, we have decided not to include any box scores ~~because we are lazy~~ in an effort to rid the planet of unnecessary paper waste. All Aces box scores are located on line.

LOCAL WATCH PARTIES

In addition to the national TV schedule listed on page 1, the remaining 24 Las Vegas Aces games listed at right also will be broadcast locally on FOX5 and/or Silver State Sports & Entertainment Network.

Date	Opponent	Local TV	Date	Opponent	Local TV
June 8	@Connecticut	Fox5 / SSSSEN	July 20	@Seattle	SSSEN
June 11	Chicago	SSSEN	July 25	@Chicago	Fox5 / SSSSEN
June 15	Seattle	SSSEN	July 30	Dallas	SSSEN
June 18	Minnesota	SSSEN	Aug. 1	Atlanta	SSSEN
June 21	@Phoenix	Fox5 / SSSSEN	Aug. 8	@Dallas	Fox5 / SSSSEN
June 24	Indiana	SSSEN	Aug. 13	Atlanta	Fox5 / SSSSEN
June 26	Indiana	SSSEN	Aug. 17	New York	SSSEN
June 29	New York	SSSEN	Aug. 22	@Atlanta	Fox5 / SSSSEN
July 5	Dallas	SSSEN	Aug. 24	@Chicago	Fox5 / SSSSEN
July 9	@Minnesota	Fox5 / SSSSEN	Aug. 26	@Washington	SSSEN
July 11	Phoenix	SSSEN	Aug. 31	Washington	SSSEN
July 12	@Los Angeles	SSSEN	Sept. 2	Seattle	SSSEN

Individual Player Profiles

Each player on the roster has at least one page of info in this document.

Included in these are ...

- Notes from the 2023 season
- Notes from previous seasons
- Streaks that paint a statistical picture of the player's most recent efforts.
- Single-season and career highs.
- Career Stats

Additional information is available on each player's online biography, but these should give you what you need to cover the game.

Season Notes

This area is divided into 3 primary sections.

As the season progresses, the first notes will be super specific to this year's team and players, and should tell the story of the season, essentially answering the question, "Why do the Aces have the record they have?"

The second section contains interesting milestones or tidbits about this year's team or individuals.

The third section includes information from recent seasons that might (in theory) still have relevance to this year's team.

Today's Opponent

These pages let you know how the Aces have performed historically against today's opponent.

Additional Information

Also included in these notes are an Aces' roster, and Pronunciation Guide (page 4).

Frequently Asked Question

"I have found several typos in this document. Would you like to know about them?"

Yes, we would, but you should know that there are many people in the world who are not happy unless they find fault in the work of others. In an effort to boost their self-confidence, we have intentionally sprinkled several typos in this document to assist them, so we may already be aware of the typos of which you speak.

Epilogue

If you have any additional questions, please don't hesitate to reach out to the following people:

Director of Media Relations John Maxwell
(951) 203-3208

jmaxwell@lasvegasaces.com

Assistant Director of Media Relations Caroline Williams
(725) 289-8896

cwilliams@lasvegasaces.com

Thanks again for your interest in covering the Las Vegas Aces.

Follow us @LVAcres





Alphabetical

##	NAME	POS	HGT	WGT	DATE OF BIRTH	EXP	COLLEGE	HOMETOWN
1	Kierstan Bell	F	6-1	176	March 16, 2000	1	FGCU	Alliance, OH
7	Alysha Clark	F	5-11	167	July 7, 1987	10	Middle Tennessee	Denver, CO
51	Sydney Colson	G	5-8	140	August 6, 1989	8	Texas A&M	Houston, TX
13	Cayla George	C/F	6-4	192	May 1, 1989	3	Australia	Queensland, Australia
12	Chelsea Gray	G	5-11	170	October 8, 1992	8	Duke	Hayward, CA
3	Candace Parker	F/C	6-4	184	April 19, 1986	15	Tennessee	Naperville, IL
10	Kelsey Plum	G	5-8	145	August 24, 1994	5	Washington	San Diego, CA
41	Kiah Stokes	C	6-3	191	March 30, 1993	7	Connecticut	Cedar Rapids, IA
2	Riquna Williams	G	5-7	165	May 28, 1990	10	Miami	Pahokee, FL
22	A'ja Wilson	C/F	6-4	195	August 8, 1996	5	South Carolina	Hopkins, SC
0	Jackie Young	G	6-0	165	September 16, 1997	4	Notre Dame	Princeton, IN

Head Coach

First Assistant Coach

Assistant Coach/Head of Player Development

Assistant Coach

Medical Director

Assistant Medical Director

Physical Therapist/Athletic Trainer

Performance Coach

Massage Therapist

Becky Hammon (Colorado State '99)

Natalie Nakase (UCLA '03)

Tyler Marsh (Birmingham-Southern College '11)

Charlene Thomas-Swinsont (Auburn '87)

Laura Ramus

Tera Giroux

Michelle Anumba

Jeremiah Welch

Lujene Clark

Numerical

##	NAME	POS	HGT	WGT	DATE OF BIRTH	EXP	COLLEGE	HOMETOWN
0	Jackie Young	G	6-0	165	September 16, 1997	4	Notre Dame	Princeton, IN
1	Kierstan Bell	F	6-1	176	March 16, 2000	1	FGCU	Alliance, OH
2	Riquna Williams	G	5-7	165	May 28, 1990	10	Miami	Pahokee, FL
3	Candace Parker	F	6-4	184	April 19, 1986	15	Tennessee	Naperville, IL
7	Alysha Clark	F	5-11	167	July 7, 1987	10	Middle Tennessee	Denver, CO
10	Kelsey Plum	G	5-8	145	August 24, 1994	5	Washington	San Diego, CA
12	Chelsea Gray	G	5-11	170	October 8, 1992	8	Duke	Hayward, CA
13	Cayla George	C/F	6-4	192	May 1, 1989	3	Australia	Queensland, Australia
22	A'ja Wilson	C	6-4	195	August 8, 1996	5	South Carolina	Hopkins, SC
41	Kiah Stokes	C	6-3	191	March 30, 1993	7	Connecticut	Cedar Rapids, IA
51	Sydney Colson	G	5-8	140	August 6, 1989	8	Texas A&M	Houston, TX

PRONUNCIATION GUIDE

1	Kierstan Bell
7	Alysha Clark
41	Kiah Stokes
2	Riquna Williams
22	A'ja Wilson

PRO-NUN-C-A-SHUN GUYD

KEER-stin
uh-LEE-sha
KEE-uh
rih-QWAHN-uh
A-zhuh (like the continent, Asia)

Natalie Nakase
Michelle Anumba
Tera Giroux
Lujene Clark

nuh-KAH-say
uh-NOOM-buh
TAIR-uh guh-ROO
LOO-zhean



FEELING RANK (2023)

	PPG	RPG	APG	SPG	BPG	MPG	FG%	3G%	FT%
Alysha Clark	---	---	---	---	---	---	---	10th	---
Chelsea Gray	26th	---	2nd	*10th	---	17th	18th	*14th	*1st
Candace Parker	---	---	---	*20th	*12th	---	---	---	*5th
Kelsey Plum	22nd	---	11th	27th	---	15th	---	---	---
Kiah Stokes	---	19th	---	---	*12th	---	---	---	---
A'ja Wilson	6th	9th	---	*15th	2nd	---	6th	---	---
Jackie Young	5th	---	22nd	3rd	---	13th	4th	13th	---

*tie

*COMMISSIONER'S CUP STANDINGS

Eastern Conference

Team	W	L
1. Connecticut	4	1
2. New York	3	2
3. Atlanta	1	1
4. Washington	2	2
5. Chicago	2	3
6. Indiana	1	4

Western Conference

Team	W	L
1. Las Vegas	4	0
2. Dallas	3	0
3. Los Angeles	3	3
4. Phoenix	1	3
5. Seattle	1	3
6. Minnesota	0	3

TOP OF THE PECKING OERDER

Seven teams in WNBA history have boasted both the best offense and defense in the same season as measured by Offensive (OER) and Defensive Efficiency Ratings (DER)—points scored and allowed per 100 possessions. Early in the 2023 season, the Aces have their sights set on becoming the 8th. Six of those teams ended up winning the title *.

Team	Year	OER	DER
Houston *	1998	104.1	86.7
Houston *	1999	104.4	91.4
Houston *	2000	109.1	90.8
Phoenix *	2014	106.4	94.1
Minnesota	2016	107.4	96.6
Minnesota *	2017	108.5	94.4
Seattle *	2020	108.3	93.3
Las Vegas	2023	109.9	89.4

3,000, 'TIS BUT A (LARGE) NUMBER

A'ja Wilson, who has scored in double figures in 31-straight games and never scored fewer than 4 points in a WNBA game, needs just 4 points to reach the 3,000 career point mark.

Should she achieve that against Connecticut, Wilson will become, at 26 years, 303 days, the [fifth youngest player to score 3,000 points in her career](#) (Lauren Jackson, 25 years, 27 days).

And, if she does so against Connecticut, Wilson will have reached the 3,000 points mark in her 157th game, [which is the 7th fewest games needed to reach the mark](#) (Elena Delle Donne, 148).

STOP

The Aces had one of the most powerful offenses in league history in 2022, and they are even more efficient in 2023. But the team's defense has improved to near record-setting levels this year after raking in the middle of the pack a year ago.

Team	Year	DER
Phoenix	1997	85.9
Cleveland	2001	85.9
New York	1997	86.3
Houston	1998	86.7

Las Vegas	2023	90.9

All the other teams that played at this level did so in the "Before Times" when back-to-the-basket post players roamed the earth, and the 3-pointer was utilized as an offensive weapon only sparingly.



STREAKING ALONG

The Aces are on a 11-game winning streak, which includes their 4-0 run to close the 2022 regular season. It is the [longest winning streak for the team since moving to Las Vegas](#), and the second-longest in franchise history. The franchise record is 12-straight Ws, set by the San Antonio Silver Stars from June 24-Aug. 12, 2012.

DEADLY FROM LONG RANGE

Jackie Young and Kelsey Plum have been shooting lights out from beyond the arc since the start of the 2022 season. [Young ranks 1st and Plum 7th](#) in 3-point percentage among players with a minimum of 50 3-point field goals made over that span.

Table with 4 columns: Player, 3PM, 3PA, 3P%*. Rows include Jackie Young, Marine Johannés, Lexie Brown, Kelsey Mitchell, Allisha Gray, Rachel Banham, and Kelsey Plum.

HIGH ROLLERS

The Aces scored 90+ points in each of their first 5 games in 2023, becoming the only team in league history to accomplish that feat. In fact, [no other team has scored 90+ in each of the first three games of the season](#).

Las Vegas also scored 90+ points in 6 straight games dating back to 2022, which is the 2nd longest such streak in W history (Phoenix, 2010, 7 straight). Indiana ended the Aces run by holding them to 84 points on June 4.

ALL ABOUT THAT PACE

The Aces have played at one of the fastest paces in the league since moving to Las Vegas as measured by possessions per 40 minutes.

Table with 7 columns: Pos/40, Rank, 2018, 2019, 2020, 2021, 2022, *2023. Rows show pace statistics for 2018-2023.

LOOK AT ALL THE PEOPLE HERE TONIGHT

The Aces broke their the Las Vegas-era franchise attendance record multiple times last season. They started this year off with the second-most fans in attendance in their home opener and the most ever in a non-playoff game.

Table with 3 columns: Date, Opponent, Attendance. Rows list game dates, opponents, and attendance figures.

* Playoff Game

GOLDEN STARTERS

We believe that the Aces are just the second WNBA team to feature a starting lineup with five Olympic gold medalists. Chelsea Gray, Candace Parker and A'ja Wilson earned their golds playing traditional 5x5 basketball, while Kelsey Plum and Jackie Young made up half of the 2020 U.S. Olympic 3x3 Team. The 2015 Minnesota Lynx started Olympic gold medalists Seimone Augustus, Sylvia Fowles, Asjha Jones, Maya Moore and Lindsay Whalen, who made up 5 of the 12-member U.S. roster in 2012.

RAISE THE STAKES

The Las Vegas Aces produced a five-part docuseries that chronicles the team's journey to winning the 2022 WNBA Championship. If you've not watched it yet, follow the links below to follow along as we recap the historic season.

- Watch: [The Becky Hammon Era](#)
- Watch: [Enter the Maestro](#)
- Watch: [Always Remember Who You Are](#)
- Watch: [A Storm is Coming](#)
- Watch: [A New Team is Crowned](#)



IF A T(H)REE FALLS IN THE WOODS ...

Although the Aces have been one of the best 3-point shooting teams over the past 5 years, it wasn't always a big part of their arsenal. In 2022, the Aces utilized the 3-pointer to a much greater degree.

	2018	2019	2020	2021	2022	*2023
3PFG%	34.6	36.7	36.6	37.5	36.1	34.3
Rank	7th	1st	4th	2nd	2nd	7th

	2018	2019	2020	2021	2022	*2023
3PA/G	10.9	15.0	11.5	13.5	26.4	24.1
Rank	12th	12th	12th	12th	3rd	3rd

THAT'S OFFENSIVE

The Aces have had one of the best offenses in the league since making the move to Las Vegas. In 2020 they ranked 2nd in the WNBA in Offensive Efficiency, and in each of the past two years they finished 1st, and rank 1st through their first 7 games in 2023.

Year	OER	Rank
2018	102.0	6th out of 12
2019	99.1	5th out of 12
2020	107.3	2nd out of 12
2021	107.1	1st out of 12
2022	109.6	1st out of 12
2023	109.9	1st out of 12

ALL SHE DOES IS WIN, WIN, WIN

When Jackie Young turned 25 last September 16, she had 87 regular season wins to her credit—one off the record for most wins prior to turning 25 held by Minnesota Lynx legend Maya Moore (88).

Mwadi Mabika holds the league mark for wins through her 26th birthday with 112. Las Vegas needs to win 19 more games this year in which Young plays for her to top Mabika's mark.

Player	Wins
Mwadi Mabika	112
Maya Moore	107
Lauren Jackson	99
--	
Jackie Young	94

JUST WIN BABY!

The Aces have won more regular season games than any other WNBA team since the start of the 2019 season.

Team	Wins
Las Vegas	96
Connecticut	90

Las Vegas has also averaged the most *points per game over that same time span ...

Team	PPG
Las Vegas	87.9
Chicago	84.8
Washington	82.3

... and has the 2nd highest field goal percentage ...

Team	FG%
Chicago	46.10
Las Vegas	45.82
Minnesota	45.16

... and the highest 3-pt field goal percentage ...

Team	3FG%
Las Vegas	36.415
Seattle	36.413
Minnesota	34.822
Connecticut	34.669

IT'S A YOUNG PERSON'S GAME

One year after Kelsey Plum took a run at the franchise record for scoring average in a season, A'ja Wilson and Jackie Young are doing the same.

Player	Year	PPG
Jackie Young	2023	21.86
A'ja Wilson	2023	21.00
A'ja Wilson	2018	20.67
A'ja Wilson	2020	20.46
Kelsey Plum	2022	20.17

BE ... AGGRESSIVE. B. E. AGGRESSIVE

Since moving to Las Vegas, the Aces have worn out a path to the free throw line, finishing 1st in the league in free throw attempts 3 times.

	2018	2019	2020	2021	2022	*2023
FTA/G	23.5	21.5	23.4	22.1	19.8	21.0
Rank	2nd	1st	1st	1st	3rd	3rd



GONE STREAKING ...

Kierstan Bell—Has 2 made 3s in 5 games this year after making 3 during the entire 2022 campaign ... Has Scored a total of 10 points in 5 games in 2023 after scoring 8 in her final 9 games of 2022.

Alysha Clark—Scored in double figures in 3 of 7 games this year after not doing so in last 7 regular season games of 2022 ... Is 13 for 27 from 3-point range in 2023, after going 2 for 12 over the final 4 games of 2022 ... Has just 3 turnovers on the year ... Has 13 rebounds in her last 5 games after snagging 1 in her first 2 games.

Sydney Colson—DNP last 5 of 6 games of the 2022 season after playing in each of previous 5 ... Has played 3 of 7 in 2023.

Cayla George—Played her first WNBA game since Aug. 19, 2018, a span of 1,736 days, when she checked in at Seattle on May 20, 2023.

Chelsea Gray—Has made 33 consecutive free throws, which is the longest active streak in the WNBA... Has at least 1 steal in 9-straight games.

Candace Parker—Shooting a career-best 93.8% (15-16 FTs) from the line over 7 games ... Has made at least 1 3-pointer in 5 of 7 games this season ...

Kelsey Plum—Is 16 for 45 from the field over the last 3 games...Had at least 1 steal in 12 of past 13 games ... dished out 3+ assists in each of the past 13 games...

Kiah Stokes—Has at least 1 blocked shot in 6 of past 7 games...

Riquna Williams—Has yet to play in 2023 (back).

A'ja Wilson—Scored in double figures in 31-straight games, which is the [third-longest active streak](#) in the WNBA... Has at least 1 steal in 27-straight games, which is the [longest active streak in the W](#) ... Has made 44 of her last 70 shots from the field ... Has at least 1 block in 10-straight games, which is the longest active streak in the league ... Has played in 105-straight games, which is the most by any active player.

Jackie Young—Has scored in double figures in each game this year and 20+ points 5 times...

Aces Offense—Scored 90+ points in 6 of 7 games of the season...

SLIDE OVER COACH

Entering 2022, Becky Hammon owned 5 of the top 6 slots on the Aces franchise leader board for made 3s in a season. Kelsey Plum topped that mark in the 26th game of the year last season.

Player	Year	Team	3PM
Kelsey Plum	2022	LV	113
Becky Hammon	2012	SA	80
Becky Hammon	2008	SA	77
Becky Hammon	2009	SA	76
Becky Hammon	2011	SA	75
Shanna Zolman	2007	SA	74
Becky Hammon	2007	SA	74

#WINNING

Candace Parker has helped her teams earn 259 regular season victories in her career. That currently ranks No. 9 all-time among league leaders, and No. 2 among active players, behind Diana Taurasi. She needs 4 more to move into a tie with Tamika Catchings for eighth place. Sue Bird is the all-time leader with 333 career wins.

Player	Wins
1. Sue Bird	333
2. Lindsay Whalen	323
3. Swin Cash	294
Rebekkah Brunson	294
5. DeLisha Milton-Jones	291
6. Tina Thompson	286
Diana Taurasi	286
8. Tamika Catchings	263
9. Candace Parker	259
10. Tanisha Wright	255

FAST 50

No, not another Fast & The Furious sequel. Becky Hammon has 33 wins in her first 43 games as a head coach in the W, and could become the 2nd fastest coach to win 50 games. Michael Cooper tops the list with 50 victories in his 1st 57 games on the sidelines.

Coach	Gm #
Michael Cooper	57
Van Chancellor	63
Carol Ross	71



ALL SHE DOES IS WIN 2 (TOO)

Not only did Becky Hammon lead the Aces to the their first championship during her inaugural season at the helm, but she also boasts [the highest winning percentage of any coach in WNBA history](#) who has coached at least 15 games in the league.

Becky Hammon	33	10	.767
Van Chancellor	211	111	.655
Cheryl Reeve	282	155	.645
Carol Ross	58	32	.644
Joe Bryant	40	24	.625

The only coaches with a higher winning percentage in league history are Ryan Weisenberg and Karleen Thompson, who combined to go 11-3 (.786) as the co-head coaches of the Los Angeles Sparks in 2004. The duo replaced Michael Cooper who resigned midway through the season to become the head coach of the Denver Nuggets.

STEAL AWAY THE NIGHT

A'ja Wilson has been credited with at least one steal in each of her past 27 regular season games [which is the longest active streak in the WNBA. The league record is 45 games](#) set by Yolanda Griffith from June 3, 2000-June 30, 2001.

Consecutive games with 1+ steal (active)

Player	Games	Dates
A'ja Wilson	27	6/25/22-current
Brittney Sykes	15	7/28/22-current

THOU SHALT NOT PASS

A'ja Wilson has blocked at least 1 shot in 10 consecutive games, which is the [longest active streak](#) in the W. However, it is far off the [franchise record of 36](#) held by Margo Dydek, and the WNBA [career record of 80](#) held by Brittany Griner.

ONE GOOD TURNOVER DESERVES ANOTHER

The Aces took care of the basketball better than anybody in the WNBA in each of the past 3 seasons. Over the past 2 years, they have taking better care of it than anybody in WNBA history.

Turnover Percentage Rank

	2020	2021	2022	2023
Las Vegas	15.2	14.1	14.1	14.5
Rank	1st	1st	1st	1st

All-Time Turnover Percentage Leaders

Team	Year	TO%
Las Vegas	2021	14.1
Las Vegas	2022	14.1
Las Vegas	2023	14.5
Atlanta	2021	14.8
Dallas	2023	16.0

PLUM 3s

In 2022, Kelsey Plum poured in 113 3s in 36 games, becoming the 2nd player in W history to make 100 or more 3s in a season (Diana Taurasi, 121 in 2006; 106 in 2018). [Plum also posted the 4th most 3-pointers made per game in a season](#), and Jewell Loyd is taking a run at the record early this year.

Player	Year	3P per Game
Jewell Loyd	2023	3.60
Diana Taurasi	2006	3.559
Diana Taurasi	2018	3.212
Diana Taurasi	2020	3.211
Kelsey Plum	2022	3.139
Diana Taurasi	2017	3.097



R-E, R-E-B, R-E-B-O-U-N-D, RE-BOUND

Over the previous 4 seasons, the Aces recorded the 4 highest defensive rebounds per game averages in WNBA history. The [Aces are in a good position to break their previous record.](#)

Year	Team	DRPG
2023	Las Vegas	31.14
2021	Las Vegas	31.28
2019	Las Vegas	29.62
2023	New York	29.50
2020	Las Vegas	29.27

FUN FACT: The Aces hold the top 2 marks for most defensive rebounds in a regulation game in WNBA history with 44 at Seattle on May 20, 2023, and 43 at Los Angeles on July 1, 2022.

A’JA WILSON, FUTURE ACES GM?

A’ja Wilson broke the franchise record for most double-doubles in a career in the final game of the 2022 season, and now has 58 to her credit.

Player	2B-2B
A’ja Wilson	58
Natalie Williams	53
Margo Dydek	41

Since being drafted in 2018, Wilson has the second most double-doubles in the league, just ahead of teammate Candace Parker, and needs 8 more to tie Sylvia Fowles atop the list.

Player	DUB-DUB
Sylvia Fowles	66
A’ja Wilson	58
Candace Parker	47
Jonquel Jones	46

BOARD ALLERGIES

Offensive Rebound Percentages have been declining for years now as teams have relied more and more on the 3-pointer shot as a weapon.

From 1997-2003, no team grabbed fewer than 30 percent of available offensive rebounds.

From 2004-09, 7 teams grabbed fewer than 30 percent.

In 2022, 7 teams finished below 30 percent, including the Aces, whose perccntage was the fourth lowest in WNBA history.

This season, [8 teams are below 30 percent.](#)

Team	Year	ORPct
Washington	2023	21.1
Phoenix	2023	22.0
Los Angeles	2021	23.3
Las Vegas	2023	23.2
Seattle	2015	23.5
New York	2021	24.1
Las Vegas	2022	24.5

ALL RIGHT NOW

A’ja Wilson has made a living at the free throw line, leading the league in attempts in each of her first 3 seasons in the league, while finishing 2nd in 2021 and 3rd in 2022.

	2018	2019	2020	2021	2022	2023
FTA/G	7.5	5.5	6.8	6.2	5.2	7.0
Rank	1st	1st	1st	2nd	3rd	3rd

Since the start of the 2018 season, Wilson has taken 265 more free throws than her nearest competitor.

Player	FTAs
A’ja Wilson	972
DeWanna Bonner	707
Breanna Stewart	668



7.00 SHADES OF GRAY

Chelsea Gray recorded the 2nd greatest passing season in franchise history in 2021, and took a run at the top assists averaged mark again in 2022. If she continues at her current clip, she'll earn the top spot this season.

Player	Year	APG
Chelsea Gray	2023	7.00
Danielle Robinson	2013	6.72
Chelsea Gray	2022	6.06
Chelsea Gray	2021	5.91
Becky Hammon	2011	5.82

While she didn't break the most assists averaged record, Gray did break the franchise record for total assists in a season last year.

Player	Year	Assists
Chelsea Gray	2022	212
Becky Hammon	2011	192
Chelsea Gray	2021	189
Kelsey Plum	2022	184
Becky Hammon	2012	176

POINT GAWD OR SHOOTING GAWD?

The Aces dropped 5 of 7 games heading into the 2022 All-Star Break, but Chelsea Gray helped them go 11-3 down the stretch and win the WNBA Championship, thanks to her shooting as much as her passing.

	PPG	FG%	3G%
Pre-Break	12.4	.455	.291
Post-Break	15.8	.543	.400
August	20.7	.590	.435
Playoffs	21.7	.611	.544

STARTER KIT

The Aces starters set a WNBA record in 2022 by scoring more points than any starting five in league history. Las Vegas and the Dallas Wings are both on pace to challenge that mark again in 2023.

Team	Year	PPG
Las Vegas	2023	79.2
Las Vegas	2022	77.5
Dallas	2023	75.7
Phoenix	2007	75.1
Phoenix	2018	71.9
Phoenix	2010	71.9

LOW ON RESERVES

Las Vegas' bench averaged a league record 35.0 points per game in 2020. Only 7 other teams in WNBA history have averaged more than 30 points per game from their reserves.

Two years later, in the Aces' championship season, the bench averaged 12.9 points—12th in the league. [This year, Las Vegas' reserves are averaging 13.7 points per game](#), with the Dallas Wings "leading" the way with 10.4 per contest.

CENTURY 2023

The Aces scored 100 or more points in 7 games in 2021 and 2022. The WNBA record for most times crossing the century mark in a season is 10 by the 2010 Phoenix Mercury. The Chicago Sky's OT win over the Indiana Fever on June 6 saw both teams score 100+ points.

Year	Team	100+ Point Games
2010	Phoenix	10
2009	Phoenix	9
2007	Phoenix	8
2021	Las Vegas	7
2022	Las Vegas	7
--		
2023	Las Vegas	1
	Chicago Sky	1
	Indiana Fever	1

That Mercury team also holds the league record for scoring average in a season.

Year	Team	PPG
2010	Phoenix	93.882
2023	Las Vegas	93.143
2009	Phoenix	92.824
2022	Las Vegas	90.444
2019	Washington	89.265
2021	Las Vegas	89.250



DOUBLE NICKLE

You've heard of the double-double, but probably not the double-nickel. That's because the feat of [blocking 5 shots and picking up 5 steals](#) in the same game has only been done twice in WNBA history.

Candace Parker was the first to pull it off blocking 6 shots and recording 5 steals as a member of the Los Angeles Sparks in a double overtime game against Indiana on May 29, 2008. Natasha Howard accomplished it while playing for the Seattle Storm in a regulation game against the New York Liberty on August 6, 2018.

CHICKEN DINNER SHORTAGE

San Antonio had a rough go of it over its 15 years in the W. Although the Stars made 7 trips to the postseason, they boasted just 4 winning seasons after relocating from Utah.

Year	W	L	Postseason
2003	12	22	-
2004	9	25	-
2005	7	27	-
2006	13	21	-
2007	20	14	2-3
2008	24	10	4-5
2009	15	19	1-2
2010	14	20	0-2
2011	18	16	1-2
2012	21	13	0-2
2013	12	22	-
2014	16	18	0-2
2015	8	26	-
2016	7	27	-
2017	8	26	-
Totals	204	306	8-18
2018	14	20	-
2019	21	13	2-3
2020	18	4	3-5
2021	24	8	2-3
2022	26	10	8-2
2023	7	0	
Totals	110	55	15-13

AGE IS ONLY A NUMBER

When Candace Parker suited up for the Aces in the team's season opener she became the 6th-oldest player in franchise history to see action in a regular season game.

Player	Years, Days	Date
Tully Bevilaqua	40y, 66d	Sep. 23, 2012
DeLisha Milton-Jones	38y, 311d	July 19, 2013
Adrienne Goodson	37y, 334d	Sep. 17, 2004
Becky Hammon	37y, 159d	Aug. 17, 2014
Vickie Johnson	37y, 150d	Sep. 12, 2009
Candace Parker	37y, 30d	May 20, 2023

AGE IS ONLY A NUMBER, PART 2

Last season, the average weighted age of the Aces was 26.89 years, making them the 4th youngest team in the league. It also marked the first time since the 2009 Phoenix Mercury that a league champion was below the league average in weighted age.

NO BECKY, NO PROBLEM

Tyler Marsh served as the acting head coach in the Aces 105-64 win over Seattle on May 20, and Natalie Nakase was the acting head coach in the 94-85 victory at Los Angeles on May 25.

RECORD SETTING DEBUT

The Aces 105-64 win at Seattle to open the 2023 season set 3 league and/or franchise benchmarks.

The 41-point win set a league mark for opening day margin of victory, which previously was 36 points (Connecticut 101, Las Vegas 65 on 5/20/2018).

It was also the [largest margin of victory for the franchise in the history of the series](#) (previous record was 24 points, 90-66, on 9/14/2012).


The Aces broke the league record for [most defensive rebounds \(44\) in a regulation game](#) (previous record of 43 was accomplished twice).



Media Dining Fun!


Your Pregame Meal Is Served

Everyone's hungry!
Can you bring the food to the table?



Sketchbook

Draw a picture of your family!



Word Search

BASKETBALL • ASSIST • ACES
THREE POINT • REBOUND • STEALS
BLOCKS • LAS VEGAS

B	A	S	K	E	T	B	A	L	L	O	P
G	H	O	S	T	H	Z	C	O	M	M	D
V	J	Y	U	T	R	X	E	O	I	A	E
O	B	X	S	D	E	J	S	K	L	R	R
O	L	A	S	V	E	G	A	S	W	Z	W
D	O	E	B	E	P	B	O	O	P	A	N
O	C	H	Y	R	O	D	R	Q	O	S	V
O	K	R	U	G	I	E	E	S	O	S	Q
W	S	O	S	E	N	L	W	D	P	I	W
E	Y	G	I	S	T	E	A	L	S	S	D
X	Z	E	Q	W	E	R	T	Y	V	T	Z
R	E	B	O	U	N	D	R	E	S	P	X



ACES' ALL-TIME RESULTS VS. SUN



Regular Season History

Overall	20-32
Home	11-14
Road	9-18

Playoff History

Overall	6-3
Home	4-1
Road	2-2
Series	2-0

Streaks (incl playoffs)

Overall	W 2
Home	W 2
Road	W 2

Date	H/A	Opponent	W/L	LV	ATL
June 12, 1999		Orlando	W 1	71	65
July 10, 1999	@	Orlando	L 1	56	62
June 13, 2000		Orlando	L 2	80	88
July 23, 2000	@	Orlando	W 1	69	66
June 7, 2001		Orlando	W 2	82	79
July 19, 2002	@	Orlando	L 1	73	84
June 1, 2003		Connecticut	L 2	64	83
July 15, 2004		Connecticut	W 1	78	67
July 24, 2004	@	Connecticut	L 1	55	69
June 4, 2005	@	Connecticut	L 2	69	80
June 11, 2005		Connecticut	L 3	69	78
July 22, 2006		Connecticut	L 4	61	79
July 30, 2006	@	Connecticut	L 5	65	72
May 23, 2007		Connecticut	W 1	74	71
June 23, 2007	@	Connecticut	W 2	71	58
Sept. 7, 2008	@	Connecticut	W 3	85	73
Sept. 11, 2008		Connecticut	W 4	78	74
June 21, 2009	@	Connecticut	L 1	58	71
July 17, 2009		Connecticut	L 2	64	72
June 6, 2010	@	Connecticut	L 3	68	81
July 6, 2010	@	Connecticut	W 1	79	66
August 11, 2011	@	Connecticut	W 2	72	59
August 30, 2011		Connecticut	W 3	78	66
May 25, 2012	@	Connecticut	L 1	79	83
August 30, 2012		Connecticut	L 2	73	84
July 14, 2013	@	Connecticut	L 3	84	86
July 20, 2013		Connecticut	W 1	60	52
July 1, 2014	@	Connecticut	W 2	74	71
August 1, 2014		Connecticut	L 1	79	89

Date	H/A	Opponent	W/L	LV	CON
August 4, 2015	@	Connecticut	L 2	51	82
Sept. 4, 2015		Connecticut	L 3	72	73
May 19, 2016		Connecticut	L 4	68	72
June 19, 2016	@	Connecticut	L 5	90	93
August 30, 2016	@	Connecticut	L 6	62	89
June 3, 2017		Connecticut	L 7	77	85
July 5, 2017		Connecticut	L 8	56	89
July 16, 2017	@	Connecticut	L 9	75	89
May 20, 2018	@	Connecticut	L 10	65	101
July 7, 2018		Connecticut	W 1	94	90
August 5, 2018	@	Connecticut	L 1	88	109
June 2, 2019		Connecticut	L 2	74	80
August 11, 2019		Connecticut	W 1	89	81
August 23, 2019	@	Connecticut	L 1	85	89
August 20, 2020		Connecticut	W 1	99	78
Sept. 3, 2020	@	Connecticut *	W 2	93	78
Sept. 20, 2020		Connecticut	L 1	62	87
Sept. 22, 2020		Connecticut	W 1	83	75
Sept. 24, 2020	@	Connecticut	L 1	68	77
Sept. 27, 2020	@	Connecticut *	W 1	84	75
Sept. 29, 2020		Connecticut	W 2	66	63
May 23, 2021		Connecticut	L 1	65	72
June 1, 2021	@	Connecticut	L 2	67	74
August 24, 2021	@	Connecticut	L 3	62	76
May 31, 2022		Connecticut	W 1	89	81
June 2, 2022		Connecticut	L 1	90	97
July 17, 2022	@	Connecticut	W 1	91	83
Sept. 11, 2022		Connecticut	W 2	67	64
Sept. 13, 2022		Connecticut	W 3	85	71
Sept. 15, 2022	@	Connecticut	L 1	76	105
Sept. 18, 2022	@	Connecticut	W 1	78	71
June 6, 2023	@	Connecticut	W2	90	84
June 8, 2023	@	Connecticut			
July 1, 2023		Connecticut			

SELFIE SCAVENGER HUNT!

During breaks in the action, see if you can snap a photo with the things or people below. The person who finishes first wins (must show photos as proof)!

- | | |
|--|---|
| <input type="checkbox"/> Hugging the oldest person | <input type="checkbox"/> Dancing with someone |
| <input type="checkbox"/> Your eyes closed | <input type="checkbox"/> Someone taller than you |
| <input type="checkbox"/> Someone younger than you | <input type="checkbox"/> Something blue |
| <input type="checkbox"/> Making a funny face | <input type="checkbox"/> With 3 people |
| <input type="checkbox"/> Someone who isn't married | <input type="checkbox"/> A driver's license |
| <input type="checkbox"/> A plant or flower | <input type="checkbox"/> Lying on the ground |
| <input type="checkbox"/> Someone wearing glasses | <input type="checkbox"/> A napkin |
| <input type="checkbox"/> Your reflection | <input type="checkbox"/> A fruit or vegetable |
| <input type="checkbox"/> A coin | <input type="checkbox"/> Someone with painted nails |
| <input type="checkbox"/> Something orange | <input type="checkbox"/> Photobombing someone else |



Las Vegas Aces President Nikki Fargas announced on December 31, 2021 that the team hired San Antonio Spurs assistant, and 6-time WNBA All-Star Becky Hammon as the team's head coach. Hammon rewarded the Aces less than nine months later with the franchise's first WNBA Championship.

The seeds for Hammon's hiring were originally sewn when the Aces retired her jersey on September 13, 2021. That ceremony served as the culmination of the franchise's 25th anniversary alumni initiative, which saw the Aces embrace their Utah and San Antonio roots, and celebrate the players who helped build the franchise and the league from the ground up. Las Vegas owner Mark Davis spent time with Hammon and her family that week, and walked away understandably impressed.

Hammon played 16 seasons in the WNBA, including her final eight in San Antonio, where she led the franchise to its first finals appearance in 2008.

On August 5, 2014, Spurs head coach Gregg Popovich hired Hammon as a full-time assistant making her the first woman in NBA history to hold that position.

Since that time, Hammon has continued to accumulate coaching 'firsts' in the NBA. On July 3, 2015, she became the first woman to serve as head coach in the NBA's Summer League where she led the Spurs to the league title.

Less than a year later, Hammon became the first woman to be part of an All-Star coaching staff, and on December 30, 2020, following Popovich's ejection in San Antonio's game against Los Angeles, Hammon took over on the bench, becoming the first woman acting head coach in the history of the NBA.

A member of the league's 15th, 20th and 25th anniversary teams, Hammon went undrafted in 1999 following her All-American career at Colorado State. She signed with New York as a free agent that same year, helping the team to WNBA Finals appearances in three of her first four years in the Big Apple.

The Rapid City, SD native earned her first All-Star nod in 2003, and represented New York on the Eastern Conference squad in 2005 and 2006 as well.



Following the 2006 season, New York traded Hammon to San Antonio. In her first year in silver and black, she posted what were then career highs in scoring (18.8 ppg), and assists (5.0) while earning another trip to the WNBA All-Star Game. As a team, the Silver Stars made their first appearance in the postseason since 2002, falling to Phoenix in the Western Conference Finals.

In 2008, Hammon led San Antonio to its first trip to the WNBA Finals where they fell to Detroit. The Silver Stars made the playoffs in each of her seven full seasons with the team, and Hammon once again was named to the All-Star team in 2009 and 2011.

She retired as the franchise leader in assists per game (5.1) and scoring average (15.6), and the WNBA leader in career free throw percentage (89.7).

Hammon, who will be inducted into the Naismith Memorial Hall of Fame this year, was inducted into the Colorado Sports Hall of Fame in 2015 and the San Antonio Sports Hall of Fame in 2018.

HEAD COACH BECKY HAMMON



Colorado State (1995-99)		WNBA (1999-2014)	
All-American	1997, 1998, 1999	New York Liberty	1999-2006
NCAA Sweet Sixteen	1999	San Antonio Stars	2007-14
NCAA Second Round	1996, 1998		
WAC Mountain Division Player of the Year	1997-98, 1998-99	All-Star	2003, 2005-07, 2009, 2011
WAC Pacific Division Player of the Year	1996-97	All-WNBA First Team	2007, 2009
WAC Tournament MVP	1996	All-WNBA Second Team	2005, 2008
WAC Freshman of the Year	1995-96	WNBA Assists Leader	2007
WAC All-Time Leading Scorer	2,740 points, 1995-99	WNBA 15th Anniversary Team	2011
WAC Single-Season Scoring Leader	824 points, 1998-99	WNBA 20th Anniversary Team	2016
WAC Single-Season Made 3-Pointers Leader	114, 1998-99	WNBA 25th Anniversary Team	2021
No. 25 Retired by Colorado State	January 22, 2005	WNBA Finals	1999, 2000, 2002, 2008
Coaching Career (2014-present)			
San Antonio Spurs Assistant (NBA)	2014-22	No. 25 Retired by San Antonio	June 25, 2016
Las Vegas Aces (WNBA)	2022-present	No. 25 Retired by Las Vegas	September 13, 2021
WNBA Champion	2022	Halls of Fame	
Coach of the Year	2022	Naismith Memorial Basketball Hall of Fame	2023
Coach of the Month	May, 2022	San Antonio Sports Hall of Fame	2018
Commissioner's Cup Champion	2022	Colorado Sports Hall of Fame	2015

WNBA HEAD COACH RECORD

TEAM	YEAR	REG W-L	PCT	CON FIN	POST W-L	PCT	NOTES
Las Vegas Aces	2022	26-10	.722	1st	8-2	.800	WNBA Champion, Commissioner's Cup Champion
Las Vegas Aces	2023	6-0	1.000				
Totals	2 Years	33-10	.767				

NBA ASSISTANT COACH RECORD

TEAM	YEAR	REG W-L	PCT	CON FIN	POST W-L	PCT	NOTES
San Antonio Spurs	2014-15	55-27	.671	6th	3-4	.429	Western Conference First Round
San Antonio Spurs	2015-16	67-15	.817	2nd	6-4	.600	Western Conference Semifinals
San Antonio Spurs	2016-17	61-21	.744	2nd	8-8	.500	Western Conference Finals
San Antonio Spurs	2017-18	47-35	.573	7th	1-4	.250	Western Conference First Round
San Antonio Spurs	2018-19	48-34	.585	7th	3-4	.429	Western Conference First Round
San Antonio Spurs	2019-20	32-39	.451	11th	-	.-	-
San Antonio Spurs	2020-21	33-39	.458	10th	-	.-	-
San Antonio Spurs	2021-22	34-48	.415	10th	-	.-	-
Totals	8 Years	377-258	.594		21-24	.467	

WNBA STATISTICS

Year	Tm	G	GS	MP	FG	FGA	FG%	3P	3PA	3P%	2P	2PA	2P%	eFG%	FT	FTA	FT%	OR	DR	REB	RPG	A	S	B	TO	PF	PTS	PPG
1999	NYL	30	0	202	27	64	.422	11	38	.289	16	26	.615	.508	15	17	.882	2	17	19	0.6	17	6	0	24	27	80	2.7
2000	NYL	32	16	835	119	252	.472	52	141	.369	67	111	.604	.575	61	69	.884	19	45	64	2.0	58	29	1	62	55	351	11.0
2001	NYL	32	0	619	90	197	.457	42	111	.378	48	86	.558	.563	40	51	.784	10	42	52	1.6	51	27	1	48	46	262	8.2
2002	NYL	32	1	659	87	197	.442	44	114	.386	43	83	.518	.553	38	56	.679	18	50	68	2.1	54	25	0	55	49	256	8.0
2003	NYL	11	2	257	50	87	.575	23	49	.469	27	38	.711	.707	39	41	.951	1	20	21	1.9	18	10	1	27	13	162	14.7
2004	NYL	34	34	1130	153	354	.432	57	170	.335	96	184	.522	.513	97	116	.836	17	101	118	3.5	150	58	2	118	73	460	13.5
2005	NYL	34	34	1165	145	336	.432	65	178	.365	80	158	.506	.528	118	131	.901	20	94	114	3.4	146	60	2	107	77	473	13.9
2006	NYL	22	20	674	107	252	.425	37	108	.343	70	144	.486	.498	72	75	.960	6	60	66	3.0	81	29	3	65	46	323	14.7
2007	SAS	28	27	934	179	402	.445	74	183	.404	105	219	.479	.537	95	102	.931	8	69	77	2.8	140	23	5	114	51	527	18.8
2008	SAS	33	33	1101	171	438	.390	77	220	.350	94	218	.431	.478	163	174	.937	13	78	91	2.8	161	43	7	104	60	582	17.6
2009	SAS	31	31	1049	200	447	.447	76	206	.369	124	241	.515	.532	128	142	.901	25	78	103	3.3	156	49	12	111	54	604	19.5
2010	SAS	32	32	1075	159	360	.442	69	177	.390	90	183	.492	.538	97	101	.960	16	77	93	2.9	172	36	8	108	61	484	15.1
2011	SAS	33	33	1050	176	400	.440	75	193	.389	101	207	.488	.534	99	111	.892	5	91	96	2.9	192	49	7	119	51	526	15.9
2012	SAS	33	33	998	160	363	.441	80	184	.435	80	179	.447	.551	85	97	.876	9	74	83	2.5	176	31	6	106	37	485	14.7
2013	SAS	1	1	12	1	3	.333	0	1	.000	1	2	.500	.333	0	0		0	1	1	1.0	1	0	0	3	0	2	2.0
2014	SAS	32	32	784	91	218	.417	47	118	.398	44	100	.440	.525	35	35	1.000	3	42	45	1.4	135	13	4	53	37	264	8.3
Career		450	329	12544	1915	4370	.438	829	2191	.378	1086	2179	.498	.533	1182	1318	.897	172	939	1111	2.5	1708	488	59	1224	737	5841	13.0



KIERSTAN BELL

#1

Guard 6-1 Florida Gulf Coast '22 2nd Year

WNBA Career Highlights

- 2022 WNBA Champion

2023 (Las Vegas)

- ...

2022 (Las Vegas)

- Won WNBA Championship ... Scored 10 or more points on 1 occasion, a career-high 12 vs. Los Angeles on May 23 ... In the playoffs, scored 10 or more points on 1 occasion, including a career-playoff high 11 vs. Phoenix on August 20

Collegiate Honors & Notes (Florida Gulf Coast/ Ohio State)

- Named ASUN Player of the Year as a sophomore ... Became the first player in program history to record a 20-20 game (24 pts, 20 rebs) in FGCU debut vs Davidson on November 30, 2020 ... 2021, 2022 All-American honorable mention (2021, 2022) by the AP, USBWA and WBCA ... 2-time Becky Hammon Mid-Major Player of the Year

High School Career

- 3-time Ohio Ms. Basketball ... Ohio Gatorade Player of the Year

Personal

- Finished as the 4th-leading prep scorer in the history of Ohio (2,833 pts) ... Daughter of Perry Bell and Amanda Hubbs ... Has one sibling, Sa'renity

Record Without

Year	Games Missed	Record With	Record Without
2022	15	18-3	8-7
2023	2	5-0	2-0
Totals	17	23-3	10-7

Season Highs

	PTS	REBS	ASTS	STLS	BLKS	MIN	FG	FGA	3G	3GA	FT	FTA
2022	12	5	2	1	1	15:48	4	6	2	4	2	2
2023	4	4	1	0	2	14:46	1	4	1	4	0	0

WNBA Rankings

	PPG	RPG	APG	SPG	BPG	MPG	FG%	3G%	FT%
2022	---	---	---	---	---	---	---	---	---

Milestones

Mark	Opponent	Date	Gm.
# 1st Pt	Phoenix	May 21, 2022	5

Upcoming Milestones

Mark	Category	Current
100	Points	37
100	Rebounds	29
100	Assists	11

RebAsts		Double Doubles		Scoring	
Year	10+ 10+	Pt-Reb		Year	10+ 20+
2022	0 0	0		2022	1 0
2023	0 0	0		2023	0 0
Totals	0 0	0		Totals	1 0

2023 Regular Season Highs

Points	4	Los Angeles	May 27, 2023
Rebs	4	Los Angeles	May 27, 2023
Assists	1	4x, last vs. Conn.	June 6, 2023
Steals	-		
Blocks	2	Los Angeles	May 27, 2023
Mins	14:46	Los Angeles	May 27, 2023

Career Regular Season Highs

Points	12	Los Angeles	May 23, 2022
Rebs	5 @	New York	July 14, 2022
Assists	2 @	Indiana	July 31, 2022
Steals	1	2x	
Blocks	2	Los Angeles	May 27, 2023
Mins	16 @	Los Angeles	June 27, 2022

Career Regular Season Statistics

YEAR	TM	G	GS	MP	FG	FGA	FG%	3P	3PA	3P%	2P	2PA	2P%	eFG%	FT	FTA	FT%	OR	DR	REB	RPG	A	S	B	TO	PF	PTS	PPG
2022	LVA	21	1	121	10	33	.303	3	22	.136	7	11	.636	.348	4	4	1.000	4	15	19	0.9	7	2	3	5	10	27	1.3
2023	LVA	5	0	33	4	10	.400	2	7	.286	2	3	.667	.500	0	0	---	0	10	10	2.0	4	0	2	2	5	10	2.0
Career		26	1	154	14	43	.326	5	29	.172	9	14	.643	.384	4	4	1.000	4	25	29	1.1	11	2	5	7	15	37	1.4

PERSONALITY QUIZ

Would you rather

- A) be able to see 10 minutes into your own future or
- B) 10 minutes into somebody else's future?

Would you rather

- A) live without the internet or
- B) live without AC and heating?

Would you rather

- A) be a kangaroo or
- B) a zebra?

Would you rather

- A) live by the sea or
- B) mountains?

Would you rather

- A) have to eat a bowl of crickets or
- B) a bowl full of worms?

Would you rather

- A) lose your sense of taste or
- B) your sense of smell?

Would you rather

- A) be completely invisible for a day or
- B) be able to fly for a day?

Would you rather

- A) win an Academy Award or
- B) an Olympic gold medal?

Would you rather

- A) be an expert at orienteering or
- B) an expert at blackjack?

Total A answers _____

Total B answers _____

If you had more As than Bs, congratulations! You are more likely in the future to find a home and live unplugged by the water with your pet kangaroo, while eating, but not tasting, crickets and then being completely unseen while you navigate your way to the stage as you claim your Oscar.

If you had more Bs than A answers, congratulations! You are destined to become a soothsayer who lives in an electricity-free cabin in the hills with a pet zebra while enjoying the aroma of your nightly dinner of steamed worms. You also will fly to Los Angeles to claim the Olympic gold medal you will win in the new sport of blackjack, which will replace the long-dormant tug of war on the list of sports at the 2028 Games.



ALYSHA CLARK

#7

Forward

5-11

Middle Tennessee '10

9th Year

WNBA Career Highlights

- 2018, 2020 WNBA Champion
- 2020 WNBA All-Defensive First Team
- 2019 WNBA All-Defensive Second Team

2023 (Las Vegas)

- ...

2022 (Washington)

- Finished 1st in the WNBA in two-point field goal percentage (.629) ... Scored in double figures on 9 occasions, including a season-high 20 points at Las Vegas on June 25

2021 (Washington)

- Did Not Play

2020 (Seattle)

- Led the WNBA in Offensive Efficiency Rating (132.6), which, heading into the 2023 season, is the 3rd highest in league history per Basketball Reference ... Led WNBA in 3-point field goal percentage with what was, at the time, the 5th highest percentage in league history ... Finished 3rd in the WNBA in two-point field goal percentage (.588), 1st in true shooting percentage (.693) and 2nd in effective field goal percentage (.677)

2019 (Seattle)

- Finished 8th in the WNBA in true shooting percentage (.602) and 4th in effective field goal percentage (.589)

2018 (Seattle) ...

2017 (Seattle)

- Finished 3rd in the WNBA in two-point field goal percentage (.622), and 8th in effective field goal percentage (.579)

2016 (Seattle)

- Finished 10th in two-point field goal percentage, 10th in true shooting percentage (.609) and 9th in effective field goal percentage (.567)

2015 (Seattle)

- Led the WNBA in two-point field goal percentage (.689), true shooting percentage (.646) and effective field goal percentage (.620)

2014 (Seattle) ...

2013 (Seattle) ...

2012 (Seattle) ...

Collegiate Honors & Notes (Middle Tennessee St./Belmont)

- Two-time Sun Belt Player of the Year (2008-09, 2009-10) ... Two-time Sun Belt Tournament Most Outstanding Player (2008-09, 2009-10) ... Two-time leading scorer in the nation (2008-09, 2009-10) ... As a senior, named to the USBWA All-America and Lowe's Senior First Teams, AP and Full Court Press Second Teams, to the NetScouts Basketball and Basketball Times Third Teams, and to the State Farm/WBCA Honorable Mention Team

Personal

- Has seven siblings—William, LaTonya, Kenneth Jr., Tisha, Corey, Ajia and Arlisha ... Born in Denver, went to high school in Mount Juliet, Tennessee.

Record Without

Year	Games Missed	Record With	Record Without
2012	11	12-11	4-7
2013	1	16-17	1-0
2014	0	12-22	0-0
2015	1	10-23	0-1
2016	1	16-17	0-1
2017	1	14-19	1-0
2018	4	23-7	3-1
2019	3	17-14	1-2
2020	0	18-4	0-0
2021	32	0-0	12-20
2022	7	18-11	4-3
2023	0	7-0	0-0
Totals	61	163-145	26-35

Season Highs

	PTS	REBS	ASTS	STLS	BLKS	MIN	FG	FGA	3G	3GA	FT	FTA
2012	9	8	1	1	1	26:00	4	7	2	3	3	4
2013	11	6	2	2	1	25:00	4	9	3	5	3	5
2014	8	6	2	2	4	27:00	4	8	2	4	4	4
2015	14	9	3	3	1	32:47	5	9	3	5	4	5
2016	23	8	7	3	1	35:22	7	13	3	7	7	8
2017	22	10	5	2	1	36:19	9	13	3	5	4	4
2018	17	8	4	5	1	38:17	6	9	3	6	8	8
2019	21	10	6	3	4	35:59	7	14	4	7	5	6
2020	16	8	6	4	2	36:31	7	12	4	6	4	5
2022	20	9	5	4	1	40:50	8	11	4	7	4	4
2023	11	5	1	1	1	24:40	4	8	3	7	2	2

PLAYER PROFILES



WNBA Rankings

	PPG	RPG	APG	SPG	BPG	MPG	FG%	3G%	FT%
2012	---	---	---	---	---	---	---	---	---
2013	---	---	---	---	---	---	---	---	---
2014	---	---	---	---	---	---	---	---	---
2015	---	---	---	---	---	---	5th	---	---
2016	---	---	---	---	---	---	16th	9th	---
2017	---	---	---	---	---	---	7th	---	---
2018	---	---	---	---	---	---	---	---	---
2019	---	---	---	---	---	---	18th	1st	---
2020	---	---	---	13th	---	23rd	4th	1st	---
2022	---	---	---	---	---	---	---	---	---

Milestones

Mark	Opponent	Date	Gm. #
1st Pt	Tulsa	June 1, 2012	1
1,000th Pt	@ Dallas	July 1, 2017	171
2,000th Pt	@ Seattle	June 23, 2022	286
1,000th Reb	@ Connecticut	July 3, 2022	289

Upcoming Milestones

Mark	Category	Current
2,500	Points	2,179
1,500	Rebounds	1,076
500	Assists	456
300	Steals	233

Year	Reb 10+	Asts 10+	Double Doubles Pt/Reb	Pt/Ast	Year	10+	20+
2012	0	0	0	0	2012	0	0
2013	0	0	0	0	2013	2	0
2014	0	0	0	0	2014	0	0
2015	0	0	0	0	2015	9	0
2016	0	0	0	0	2016	14	2
2017	1	0	0	0	2017	12	2
2018	0	0	0	0	2018	9	0
2019	1	0	0	0	2019	16	1
2020	0	0	0	0	2020	13	0
2022	0	0	0	0	2022	9	1
2023	0	0	0	0	2023	3	0
Totals	2	0	0	0	Totals	87	4

2023 Regular Season Highs

Points	11	2x, last @ Atl	June 2, 2023
Rebs	5	2x, last @ Indy	June 4, 2023
Assists	1	5x, last @ Indy	June 4, 2023
Steals	1	3x, last @ Atl	June 2, 2023
Blocks	1	3x, last vs. LA	May 27, 2023
Mins	24:40	@ Atlanta	June 2, 2023

Career Regular Season Highs

Points	23	New York	June 5, 2016
Rebs	10	@ Connecticut	August 8, 2017
	10	Los Angeles	June 21, 2019
Assists	7	@ Atlanta	Sept. 4, 2016
Steals	5	@ Los Angeles	June 7, 2018
Blocks	4	Los Angeles	May 16, 2014
	4	@ Chicago	June 9, 2019

Career Regular Season Statistics

Year	Tm	G	GS	MP	FG	FGA	FG%	3P	3PA	3P%	2P	2PA	2P%	eFG%	FT	FTA	FT%	OR	DR	REB	RPG	A	S	B	TO	PF	PTS	PPG
2012	SEA	23	0	238	29	53	.547	9	20	.450	20	33	.606	.632	12	17	.706	13	34	47	2.0	7	5	1	19	27	79	3.4
2013	SEA	33	0	505	48	106	.453	16	41	.390	32	65	.492	.528	19	25	.760	32	50	82	2.5	12	14	5	35	50	131	4.0
2014	SEA	34	22	561	56	125	.448	14	57	.246	42	68	.618	.504	16	23	.696	26	47	73	2.1	20	16	10	24	64	142	4.2
2015	SEA	33	31	763	86	158	.544	24	68	.353	62	90	.689	.620	31	40	.775	13	108	121	3.7	39	23	6	36	79	227	6.9
2016	SEA	33	32	911	105	217	.484	36	93	.387	69	124	.556	.567	50	59	.847	40	81	121	3.7	64	24	2	44	87	296	9.0
2017	SEA	33	33	934	106	202	.525	22	67	.328	84	135	.622	.579	38	51	.745	33	105	138	4.2	54	24	4	33	80	272	8.2
2018	SEA	31	30	813	83	173	.480	29	74	.392	54	99	.545	.564	33	39	.846	31	77	108	3.5	58	31	4	36	70	228	7.4
2019	SEA	31	30	881	114	237	.481	51	106	.481	63	131	.481	.589	18	22	.818	37	108	145	4.7	79	33	17	48	60	297	9.6
2020	SEA	22	22	633	82	147	.558	35	67	.522	47	80	.588	.677	20	25	.800	19	74	93	4.2	59	33	11	19	38	219	10.0
2022	WAS	29	29	766	91	196	.464	30	99	.303	61	97	.629	.541	21	23	.913	23	108	131	4.5	59	27	8	38	55	233	8.0
2023	LVA	7	0	145	18	36	.500	13	27	.481	5	9	.556	.681	6	6	1.000	4	13	17	2.4	5	3	3	3	16	55	7.9
Career		309	229	7150	818	1650	.496	279	719	.388	539	931	.579	.580	264	330	.800	271	805	1076	3.5	456	233	71	335	626	2179	7.1



SYDNEY COLSON

#51

Guard

5-11

Texas A&M '11

9th Year

2023 (Las Vegas)

- ...

2022 (Las Vegas)

- Her 5 assists at PHO on May 6 were her most since she dished out 6 vs ATL on August 16, 2020

2020 (Chicago) ...

2019 (Las Vegas)

- Forced the pass in the 2nd round of the WNBA Playoffs which led to the 'Hamby Heave' and a trip to the WNBA Semifinals for the Aces

2018 (Minnesota) ...

2017 (San Antonio) ...

2016 (San Antonio) ...

2015 (San Antonio) ...

2011 (New York) ...

- Collegiate Honors & Notes (Texas A&M) Finished her career ranked 5th all-time at A&M in assists and 4th in steals ... Posted 3 straight 100-assist seasons ... Led Aggies to a National Championship, and was named All-Big 12 Honorable Mention as a senior

Personal

- Majored in sociology at Texas A&M ... Would like to pursue a television career as a sports commentator after WNBA career ... Takes acting classes, and has spent time as a stand up comic ([watch her recent set from Brad Garrett's Comedy Club at MGM Grand](#))

Record Without

Year	Games Missed	Record With	Record Without
2011	18	10-6	9-9
2015	0	8-26	0-0
2016	0	7-27	0-0
2017	6	7-21	1-5
2018	32	0-2	18-14
2019	1	20-13	1-0
2020	5	8-9	4-1
2022	18	15-2	11-7
2023	4	3-0	4-0
Totals	84	78-107	48-36

Season Highs

	PTS	REBS	ASTS	STLS	BLKS	MIN	FG	FGA	3G	3GA	FT	FTA
2011	6	1	2	2	1	16:00	2	3	2	3	5	6
2015	9	4	8	4	2	30:06	4	9	1	3	4	6
2016	12	4	6	4	1	24:47	5	9	2	4	6	6
2017	11	3	7	2	1	26:49	5	11	1	2	4	6
2018	4	2	2	0	1	11:00	2	4	0	2	1	2
2019	17	3	5	4	2	22:13	4	7	2	3	8	11
2020	6	2	6	3	0	15:52	3	7	1	3	2	2
2022	5	2	5	1	0	15:36	2	7	1	3	2	2
2023	2	2	2	1	1	10:00	1	1	0	0	0	0



WNBA Rankings

	PPG	RPG	APG	SPG	BPG	MPG	FG%	3G%	FT%
2011	---	---	---	---	---	---	---	---	---
2015	---	---	15th	---	---	---	---	---	---
2016	---	---	---	23rd	---	---	---	---	---
2017	---	---	---	---	---	---	---	---	---
2018	---	---	---	---	---	---	---	---	---
2019	---	---	---	---	---	---	---	---	---
2020	---	---	---	---	---	---	---	---	---
2022	---	---	---	---	---	---	---	---	---

Milestones

Mark	Opponent	Date	Gm. #
1st Pt	Atlanta	June 14, 2011	1

Upcoming Milestones

Mark	Category	Current
1,000	Points	572
200	Rebounds	159
400	Assists	344

Reb				Asts				Double Doubles				Scoring			
Year	10+	10+	Pt-Reb	Year	10+	10+	Pt-Reb	Year	10+	10+	Pt-Reb	Year	10+	10+	Pt-Reb
2011	0	0	0	2011	0	0	0	2011	0	0	0	2011	0	0	0
2015	0	0	0	2015	0	0	0	2015	0	0	0	2015	0	0	0
2016	0	0	0	2016	2	0	0	2016	2	0	0	2016	2	0	0
2017	0	0	0	2017	1	0	0	2017	1	0	0	2017	1	0	0
2018	0	0	0	2018	0	0	0	2018	0	0	0	2018	0	0	0
2019	0	0	0	2019	2	0	0	2019	2	0	0	2019	2	0	0
2020	0	0	0	2020	0	0	0	2020	0	0	0	2020	0	0	0
2022	0	0	0	2022	0	0	0	2022	0	0	0	2022	0	0	0
2023	0	0	0	2023	0	0	0	2023	0	0	0	2023	0	0	0
Totals	0	0	0	Totals	5	0	0	Totals	5	0	0	Totals	5	0	0

2023 Regular Season Highs

Points	2	Los Angeles	May 27, 2023
Rebs	2	2x, last vs. LA	May 27, 2023
Assists	2	Los Angeles	May 27, 2023
Steals	1	Los Angeles	May 27, 2023
Blocks	1	Los Angeles	May 27, 2023
Mins	10:00	Los Angeles	May 27, 2023

Career Regular Season Highs

Points	17	@ Washington	July 13, 2019
Rebs	4	5 x	
Assists	8	@ Phoenix	June 30, 2015
Steals	4	3x	
Blocks	2	3x	
Mins	30	@ Tulsa	Sept. 8, 2015

Career Regular Season Statistics

Year	Tm	G	GS	MP	FG	FGA	FG%	3P	3PA	3P%	2P	2PA	2P%	eFG%	FT	FTA	FT%	OR	DR	REB	RPG	A	S	B	TO	PF	PTS	PPG
2011	NYL	16	0	86	7	20	.350	3	7	.429	4	13	.308	.425	5	6	.833	0	6	6	0.4	10	4	2	17	9	22	1.4
2015	SAS	34	5	541	44	107	.411	7	22	.318	37	85	.435	.444	24	35	.686	10	29	39	1.1	95	28	10	42	61	119	3.5
2016	SAS	34	0	573	59	137	.431	5	26	.192	54	111	.486	.449	49	59	.831	14	41	55	1.6	87	38	1	51	62	172	5.1
2017	SAS	28	4	326	29	88	.330	2	10	.200	27	78	.346	.341	22	32	.688	3	12	15	0.5	55	14	2	27	36	82	2.9
2018	MIN	2	0	17	3	7	.429	0	2	.000	3	5	.600	.429	1	2	.500	1	1	2	1.0	4	0	1	4	2	7	3.5
2019	LVA	33	0	379	37	84	.440	9	20	.450	28	64	.438	.494	27	33	.818	2	21	23	0.7	59	31	4	28	40	110	3.3
2020	CHI	17	0	110	9	21	.429	3	9	.333	6	12	.500	.500	7	8	.875	1	6	7	0.4	14	6	0	14	13	28	1.6
2022	LVA	18	0	123	10	32	.313	3	11	.273	7	21	.333	.359	5	5	1.000	3	5	8	0.4	18	2	0	7	14	28	1.6
2023	LVA	3	0	16	1	1	1.000	0	0		1	1	1.000	1.000	0	0		0	4	4	1.3	2	1	1	1	3	2	0.7
Career		185	9	2171	200	498	.402	32	107	.299	168	391	.430	.434	140	180	.778	34	125	159	0.9	344	124	21	191	240	572	3.1



CAYLA GEORGE

#13

Center/Forward 6-5 Australia

4th Year

2023 (Las Vegas)

- ...

2018 (Dallas)

- Scored a season-high 12 points at Los Angeles on July 12

2017 (Phoenix)

- Set a WNBA record, and career-high for most defensive rebounds by a bench player with 14 on July 28 at Chicago which was also the most defensive rebounds ever by a Mercury player in a regulation game ... Ranked 9th in the WNBA in defensive rebound percentage ... Scored a career-high tying 14 points at Chicago on July 28

2015 (Phoenix)

- Finished 6th among rookies in field goal percentage, and 8th in rebounding ... Scored a career-high 14 points at Tulsa on September 13

International (Australia)

- 2018 FIBA World Cup silver medalist (AUS 5x5)
- 2014 & 2022 FIBA World Cup bronze medalist (AUS 5x5)
- 2016 & 2020 Olympian quarterfinalist (AUS 5x5)

Personal

- Born in Mount Barker, Australia and resides in Cairns, Queensland, Australia ... Has an older sister and half sister ... Married her husband Kailu George on May 8, 2015 in Australia ... Has one daughter, Pearl, whom she and her husband adopted through "Kupai Omasker"

PLAYER PROFILES



Record Without

Year	Games Missed	Record With	Record Without
2015	0	20-14	0-0
2017	2	16-16	2-0
2018	11	9-14	6-5
2023	4	3- 0	4-0
Totals	17	48-44	11-5

Season Highs

	PTS	REBS	ASTS	STLS	BLKS	MIN	FG	FGA	3G	3GA	FT	FTA
2015	14	12	3	2	3	35:55	6	10	3	7	4	4
2017	14	14	3	3	2	27:01	5	11	2	4	2	3
2018	12	6	3	1	2	19:49	6	8	2	5	6	6
2022	5	2	0	0	0	4:34	2	2	1	1	0	0
2023	5	2	1	1	0	12:13	2	7	1	4	0	0

WNBA Rankings

	PPG	RPG	APG	SPG	BPG	MPG	FG%	3G%	FT%
2015	---	---	---	---	25th	---	---	---	---
2017	---	---	---	---	---	---	---	---	---
2018	---	---	---	---	---	---	---	---	---

Milestones

Mark	Opponent	Date	Gm. #
1st Pt	San Antonio	June 5, 2015	1

Upcoming Milestones

Mark	Category	Current
500	Points	369
300	Rebounds	260
50	Blocks	39

Rebounding

Year	10+	Double Doubles
		Pt-Reb
2015	2	1
2017	1	1
2018	0	0
2023	0	0
Totals	3	2

Scoring

Year	10+	20+
2015	5	0
2017	2	0
2018	2	0
2023	0	0
Totals	9	0

2023 Regular Season Highs

Points	5	@ Seattle	May 20, 2023
Rebs	2	@ Seattle	May 20, 2023
Assists	1	Los Angeles	May 27, 2023
Steals	1	Los Angeles	May 27, 2023
Blocks	0		
Mins	12:13	Los Angeles	May 27, 2023

Career Regular Season Highs

Points	14	@ Tulsa	Sept. 13, 2015
	14	@ Chicago	July 27, 2017
Rebs	14	@ Chcago	July 27, 2017
Assists	3	4x, Last vs LVA	Aug. 17, 2018
Steals	3	@ Chcago	July 27, 2017
Blocks	3	@ New York	June 11, 2015
Mins	36	@ Tulsa	Sept. 13, 2015

Career Regular Season Statistics

Year	Tm	G	GS	MP	FG	FGA	FG%	3P	3PA	3P%	2P	2PA	2P%	eFG%	FT	FTA	FT%	OR	DR	REB	RPG	A	S	B	TO	PF	PTS	PPG
2015	PHO	34	2	433	67	157	.427	17	60	.283	50	97	.515	.481	19	22	.864	26	81	107	3.1	25	13	22	27	70	170	5.0
2017	PHO	32	0	381	41	109	.376	13	46	.283	28	63	.444	.436	9	14	.643	11	74	85	2.7	15	9	12	15	62	104	3.3
2018	DAL	23	1	245	34	78	.436	12	39	.308	22	39	.564	.513	3	6	.500	15	49	64	2.8	16	2	5	14	31	83	3.6
2023	LVA	3	0	19	5	11	.455	2	6	.333	3	5	.600	.545	0	0	---	1	3	4	1.3	1	1	0	2	2	12	4.0
Career		92	3	1078	147	355	.414	44	151	.291	103	204	.505	.476	31	42	.738	53	207	260	2.8	57	25	39	58	165	369	4.0



CHELSEA GRAY

#12

Guard

5-11

Duke '13

9th Year

WNBA Career

- 2022, 2016 WNBA Champion
- 2022 WNBA Finals MVP
- 2021, 2019, 2018, 2017 WNBA All-Star
- 2019 All-WNBA First Team
- 2017 All-WNBA Second Team
- 2022 WNBA Commissioner's Cup MVP

International Career

- 2020 Olympic Gold Medalist (US, 5x5)
- 2022 World Cup Gold Medalist (US, 5x5)

Collegiate Career

- 2-time All-American
- 2013 ACC Co-Player of the Year

High School Career

- 2010 California Miss Basketball
- 2010 Gatorade Player of the Year selection

2023 (Las Vegas)

- Notched a double-double with 19 points and 10 assists vs. the Lynx on May 28 ...

2022 (Las Vegas)

- Led or tied for the team lead in assists on 16 occasions and in scoring 3 times ... Missed the June 27 game at LA (personal)

2021 (Las Vegas)

- Led or tied for team lead in assists 19 times, and in scoring 2 times ... Set or tied 3 franchise assist records—14 in a game vs. Lynx, Sept. 8; 10 in a half and 7 in a quarter vs. Fever, May 28

2020 (Los Angeles) ...

2019 (Los Angeles)

- Recorded the 8th triple-double in WNBA regular season history, July 7 (13-pt, 10-reb, 13-asst vs. Washington) ... Set franchise mark with 20 points in a quarter, August 29 vs. Indiana—2nd most points scored in a quarter in W history

2018 (Los Angeles)

- Opened year with a game-winning buzzer-beater in 77-76 win vs. Lynx, May 2

2017 (Los Angeles)

- 3-point field goal percentage was highest in team history and 7th highest in WNBA history for players with 50+ attempts

2016 (Los Angeles) ...

2015 (Connecticut) ...

2014 (Connecticut)

- Sat out season rehabbing right knee injury suffered senior year

Collegiate Honors & Notes (Duke)

- Fractured her right knee cap her senior year against Boston College on January 12, ending her collegiate career ... Was leading the ACC in assists and steals per game prior to her injury ... Advanced to NCAA Elite 8 in each of her first 3 years ... Set program record for assists in a season (201) as a sophomore.

Personal

- Married to Tipesa Mercedes Moorer... Is the daughter of James and Vickie Gray ... Has one brother, Javon ... Majored in sociology along with a minor in theater studies and a markets and management certificate

Record Without

Year	Games Missed	Record With	Record Without
2014	34	0- 0	13-21
2015	0	15-19	0- 0
2016	1	25- 8	1- 0
2017	0	26- 8	0- 0
2018	0	19-15	0- 0
2019	0	22-12	0- 0
2020	0	15- 7	0- 0
2021	0	24- 8	0- 0
2022	1	25-10	1- 0
2023	0	7- 0	0- 0
Totals	36	178-87	15-21

Season Highs

	PTS	REBS	ASTS	STLS	BLKS	MIN	FG	FGA	3G	3GA	FT	FTA
2015	16	9	7	3	2	25:48	6	11	4	5	5	6
2016	23	6	8	3	1	36:30	8	10	2	3	6	7
2017	25	8	10	4	1	47:51	9	18	5	8	8	10
2018	26	7	11	6	3	38:36	11	20	4	7	8	11
2019	30	10	13	5	2	41:03	11	21	7	9	7	7
2020	27	8	11	3	1	39:06	10	19	4	7	5	5
2021	21	6	14	5	2	37:14	8	19	3	6	5	5
2022	33	7	12	5	2	39:56	11	17	5	8	11	11
2023	19	8	10	2	1	37:09	7	15	3	5	2	2

PLAYER PROFILES



WNBA Rankings

	PPG	RPG	APG	SPG	BPG	MPG	FG%	3G%	FT%
2015	---	---	18th	---	---	---	---	---	---
2016	---	---	---	---	---	---	---	---	---
2017	19th	---	6th	---	---	3rd	10th	1st	22nd
2018	19th	---	6th	6th	---	5th	16th	14th	18th
2019	13th	---	2nd	---	---	4th	---	13th	5th
2020	21st	---	5th	11th	---	14th	---	---	2nd
2021	---	---	4th	20th	---	---	16th	16th	---
2022	21st	---	4th	4th	---	22nd	17th	---	4th

Milestones

Mark	Opponent	Date	Gm. #
1st Pt	Washington	June 5, 2015	1
1,000th Pt	Phoenix	May 27, 2018	105
2,000th Pt	Las Vegas	Aug. 7, 2020	175
3,000th Pt	@ Seattle	Aug. 7, 2022	255
1,000th Ast	@ Phoenix	May 6, 2022	234

Upcoming Milestones

Mark	Category	Current
4,000	Points	3,169
1,000	Rebounds	810
1,500	Assists	1,257
300	Steals	295

Year	Reb 10+	Asts 10+	Dub-Dub Pt-Ast	Trip-Dub	Scoring Year	10+	20+	30+
2015	0	0	0	0	2015	9	0	0
2016	0	0	0	0	2016	7	2	0
2017	0	1	1	0	2017	28	6	0
2018	0	1	1	0	2018	28	9	0
2019	1	2	1	1	2019	28	7	1
2020	0	1	0	0	2020	18	4	0
2021	0	3	1	0	2021	19	1	0
2022	0	1	1	0	2022	25	5	0
2023	0	0	1	0	2023	5	0	0
Totals	1	9	6	1	Totals	167	34	1

2023 Regular Season Highs


Points	19	Minnesota	May 28, 2023
Rebs	8	@ Indianapolis	June 4, 2023
Assists	10	Minnesota	May 28, 2023
Steals	2	4x, last @ Indy	June 4, 2023
Blocks	1	@ Seattle	May 20, 2023
Mins	37:09	@ Los Angeles	May 25, 2023

Career Regular Season Highs

Points	33	Seattle	Aug. 14, 2022
Rebs	10	Washington	July 7, 2019
Assists	14	Minnesota	Sept. 8, 2021
Steals	6	@ Minnesota	May 20, 2018
Blocks	3	@ Chicago	June 17, 2018
Mins	48	@ Chicago	Aug. 18, 2017

Career Regular Season Statistics

Year	Tm	G	GS	MP	FG	FGA	FG%	3P	3PA	3P%	2P	2PA	2P%	eFG%	FT	FTA	FT%	OR	DR	REB	RPG	A	S	B	TO	PF	PTS	PPG
2015	CON	34	0	543	86	203	.424	23	66	.348	63	137	.460	.480	40	49	.816	18	60	78	2.3	92	22	5	59	43	235	6.9
2016	LAS	33	1	540	71	157	.452	14	46	.304	57	111	.514	.497	39	50	.780	8	50	58	1.8	71	16	4	40	38	195	5.9
2017	LAS	34	34	1125	184	363	.507	53	110	.482	131	253	.518	.580	81	98	.827	21	92	113	3.3	151	36	8	65	74	502	14.8
2018 *	LAS	34	34	1111	193	399	.484	38	97	.392	155	302	.513	.531	81	97	.835	17	99	116	3.4	175	48	6	79	65	505	14.9
2019 *	LAS	34	34	1108	188	452	.416	50	131	.382	138	321	.430	.471	66	72	.917	14	114	128	3.8	202	33	3	108	49	492	14.5
2020	LAS	22	22	679	122	276	.442	18	59	.305	104	217	.479	.475	46	49	.939	15	66	81	3.7	116	34	2	60	38	308	14.0
2021 *	LVA	32	32	926	148	326	.454	27	71	.380	121	255	.475	.495	32	36	.889	15	77	92	2.9	189	37	9	88	43	355	11.1
2022	LVA	35	35	1039	183	373	.491	34	100	.340	149	273	.546	.536	81	89	.910	10	102	112	3.2	212	57	10	80	54	481	13.7
2023	LVA	7	7	224	37	78	.474	11	24	.458	26	54	.481	.545	11	11	1.000	3	29	32	4.6	49	12	1	23	14	96	13.7
Career		265	199	7295	1212	2627	.461	268	704	.381	944	1923	.491	.512	477	551	.866	121	689	810	3.1	1257	295	48	603	418	3169	12.0



CANDACE PARKER

#3

Forward

6-4

Tennessee '08

16th Year

WNBA Career Highlights

- 2021 & 2016 WNBA Champion
- 2016 WNBA Finals MVP
- 2018 & 2013 WNBA MVP
- 2017 ESPY Award for Best WNBA Player
- 2020 WNBA Defensive Player of the Year
- 2022, 2020, 2017, 2014, 2013, 2012 & 2008 All-WNBA First Team
- 2018, 2015, & 2009 All-WNBA Second Team
- 2022, 2021, 2018, 2017, 2014, 2013, & 2011 WNBA All-Star
- 2013 WNBA All-Star Game MVP
- 2012 & 2009 WNBA All-Defensive Second Team
- 2013 WNBA Rookie of the Year
- 2013 WNBA All-Rookie Team
- 7-time WNBA Western Conf. Player of the Month
- 26-time WNBA Western Conf. Player of the Week
- Named to the WNBA Top 20 At 20 Team
- Named to the WNBA W25 Team

International Career

- 2012, 2008 Olympic gold medalist (USA 5x5)
- 2006 FIBA World Cup bronze medalist (USA 5x5)

Collegiate Career

- 2008, 2007 National Champion
- 2008, 2007 National Player of the Year
- 2008, 2007 Final Four MVP

2023 (Las Vegas)

- Nabbed the 500th steal of her career against Los Angeles on May 27.

2022 (Chicago)

- Recorded 2 triple-doubles—May 22 at Washington (16 points 13 rebounds, 10 assists) and June 23 at Los Angeles (10 points, 14 rebounds, 10 assists)

2021 (Chicago)

- Missed 9 games due to injury ... Team went 15-8 with her in the lineup and 1-8 without her

2020 (Los Angeles) ...

2019 (Los Angeles)

- Missed 12 games due to injury

2018 (Los Angeles)

- Scored a season-high 34 points at Las Vegas on July 15

2017 (Los Angeles)

- Recorded her first career triple-double against San Antonio on July 28 (11 points, 17 rebounds, 11 assists)

2016 (Los Angeles) ...

Record Without

Year	Games Missed	Record With	Record Without
2008	1	20-13	0- 1
2009	9	15-10	3- 6
2010	24	3- 7	10-14
2011	17	8- 9	7-10
2012	1	23-10	1- 0
2013	3	22- 9	2- 1
2014	4	15-15	1- 3
2015	18	11- 5	3-15
2016	0	26- 8	0- 0
2017	1	25- 8	1- 0
2018	3	17-14	2- 1
2019	12	14- 8	8- 4
2020	0	15- 7	0- 0
2021	9	15- 8	1- 8
2022	4	23- 9	3- 1
2023	0	7- 0	0- 0
Totals	106	259-140	42-64

Season Highs

	PTS	REBS	ASTS	STLS	BLKS	MIN	FG	FGA	3G	3GA	FT	FTA
2008	40	16	8	5	6	46:00	15	23	2	2	11	16
2009	24	14	8	3	6	48:00	10	21	1	3	7	10
2010	33	12	5	2	6	40:00	12	21	1	2	8	11
2011	32	14	5	3	5	41:00	13	25	3	6	8	13
2012	33	16	8	4	9	38:00	14	22	3	5	12	17
2013	30	20	9	4	4	46:00	14	22	3	4	14	17
2014	34	12	9	6	4	48:00	12	28	3	7	13	14
2015	33	13	10	8	3	38:18	12	23	5	8	9	12
2016	34	13	9	3	3	38:02	12	25	4	7	12	14
2017	29	17	11	4	5	40:07	11	22	3	7	7	9
2018	34	14	11	4	3	40:11	12	22	5	8	9	12
2019	21	11	6	4	4	32:18	9	16	3	5	6	9
2020	25	17	9	3	3	38:17	10	18	5	6	8	10
2021	30	14	8	2	4	37:42	12	20	4	7	8	9
2022	31	14	10	3	4	33:42	12	20	4	8	7	8
2023	13	8	5	4	3	23:41	4	10	1	6	4	4

2015 (Los Angeles)

- Her 8 steals vs. Indiana on August 18 set a franchise record

2014 (Los Angeles) ...

2013 (Los Angeles)

- Posted her 1st career 20-point, 20-rebound game at San Antonio on June 1 (27 points, 20 rebounds)

2012 (Los Angeles) ...

2011 (Los Angeles) ...

2010 (Los Angeles) ...

2009 (Los Angeles)

- Missed the first nine games of the 2009 season following the birth of her first child, Lailaa.

2008 (Los Angeles)

- Second player to dunk during a regular season game (Indiana on June 22) ... Dunked two nights later against Seattle on June 24

Personal

- Parker and her daughter Lailaa are part of the Angel FC NWSL team ownership group. The team was founded in 2020 and began play in 2022 ... Married to former Russia National Basketball Team member Anna Petrakova, who gave birth to their son in 2022.

WNBA Rankings

	PPG	RPG	APG	SPG	BPG	MPG	FG%	3G%	FT%
2008	4th	1st	17th	---	2nd	7th	5th	---	---
2009	19th	1st	---	---	1st	10th	13th	---	---
2010	---	---	---	---	---	---	---	---	---
2011	---	---	---	---	---	---	10th	---	---
2012	7th	3rd	15th	12th	1st	14th	16th	---	---
2013	6th	7th	12th	13th	4th	---	13th	---	---
2014	3rd	13th	5th	6th	5th	4th	17th	---	14th
2015	---	---	---	---	---	---	11th	---	---
2016	10th	9th	3rd	9th	13th	14th	---	10th	---
2017	11th	7th	9th	8th	5th	16th	19th	20th	---
2018	11th	4th	8th	19th	13th	15th	18th	---	---
2019	---	---	---	---	---	---	---	---	---
2020	18th	1st	7th	---	8th	19th	11th	18th	---
2021	22nd	9th	11th	---	14th	---	15th	---	---
2022	---	3rd	11th	---	12th	---	---	---	24th

Milestones

Mark	Opponent	Date	Gm. #
1st Pt	@ Phoenix	May 17, 2008	1
1,000th Pt	Washington	May 28, 2010	62
2,000th Pt	Phoenix	Sept. 18, 2012	117
3,000th Pt	@ Indiana	July 15, 2014	170
4,000th Pt	San Antonio	Sept. 16, 2016	229
5,000th Pt	Phoenix	Aug. 5, 2018	287
6,000th Pt	Los Angeles	May 6, 2022	361
1,000 Reb	@ Phoenix	July 10, 2012	104
2,000 Reb	@ Seattle	Sept. 11, 2016	227
3,000 Reb	Washington	July 10, 2021	349
1,000th Ast	Atlanta	Sept. 1, 2017	261
500th Stl	Los Angeles	May 27, 2023	395

Upcoming Milestones

Mark	Category	Current
7,000	Points	6,469
4,000	Rebounds	3,405
2,000	Assists	1,584
700	Blocked Shots	612
400	Games Played	399



CANDACE PARKER

#3

(continued ...)

	Reb	Asts	Double	Doubles	Trip-Dub	Scoring				
Year	10+	10+	Pt-Reb	Pt-Ast	P-R-A	Year	10+	20+	30+	40+
2008	17	0	17	0	0	2008	32	11	3	1
2009	17	0	15	0	0	2009	19	4	0	0
2010	7	0	7	0	0	2010	10	6	2	0
2011	6	0	6	0	0	2011	16	6	1	0
2012	19	0	18	0	0	2012	29	13	2	0
2013	10	0	8	0	0	2013	27	13	1	0
2014	6	0	6	0	0	2014	28	12	2	0
2015	11	1	11	1	0	2015	16	8	2	0
2016	8	0	6	0	0	2016	25	10	2	0
2017	12	1	12	1	1	2017	31	11	0	0
2018	11	2	11	2	0	2018	27	14	1	0
2019	4	0	4	0	0	2019	13	4	0	0
2020	12	0	10	0	0	2020	16	5	0	0
2021	8	0	8	0	0	2021	16	6	1	0
2022	14	2	12	2	2	2022	25	4	1	0
2023	0	0	0	0	0	2023	3	0	0	0
Totals	162	6	151	6	3	Totals	333	127	18	1

2023 Regular Season Highs

Points	13	@	Atlanta	June 2, 2023
Rebs	8		2x, last vs Minn.	May 28, 2023
Assists	5	@	Seattle	May 20, 2023
Steals	4		Los Angeles	May 27, 2023
Blocks	3	@	Seattle	May 20, 2023
Mins	23:41	@	Indiana	June 4, 2023

Career Regular Season Highs

Points	40		Houston	July 9, 2008
Rebs	20	@	San Antonio	June 1, 2013
Assists	11	@	San Antonio	July 28, 2017
	11	@	Washington	June 15, 2018
Steals	8		Indiana	August 18, 2015
Blocks	9		Tulsa	June 20, 2012
Mins	48	@	Seattle	July 22, 2009
		@	Washington	June 1, 2014

Career Regular Season Statistics

Year	Tm	G	GS	MP	FG	FGA	FG%	3P	3PA	3P%	2P	2PA	2P%	eFG%	FT	FTA	FT%	OR	DR	REB	RPG	A	S	B	TO	PF	PTS	PPG
2008	LAS	33	33	1109	231	442	.523	11	26	.423	220	416	.529	.535	137	187	.733	84	229	313	9.5	113	42	75	93	91	610	18.5
2009	LAS	25	24	815	131	270	.485	5	24	.208	126	246	.512	.494	61	80	.763	60	184	244	9.8	64	15	53	55	53	328	13.1
2010	LAS	10	10	335	81	162	.500	3	12	.250	78	150	.520	.509	41	56	.732	19	82	101	10.1	22	10	22	32	18	206	20.6
2011	LAS	17	16	555	116	227	.511	18	43	.419	98	184	.533	.551	64	87	.736	21	125	146	8.6	47	21	27	33	34	314	18.5
2012	LAS	33	33	1014	228	474	.481	19	59	.322	209	415	.504	.501	98	138	.710	83	237	320	9.7	110	51	76	98	58	573	17.4
2013	LAS	31	31	889	208	422	.493	9	35	.257	199	387	.514	.504	131	172	.762	44	225	269	8.7	117	40	57	71	42	556	17.9
2014	LAS	30	29	995	216	461	.469	19	62	.306	197	399	.494	.489	132	156	.846	29	185	214	7.1	128	54	41	78	51	583	19.4
2015	LAS	16	16	551	116	237	.489	12	43	.279	104	194	.536	.515	66	81	.815	18	143	161	10.1	100	31	29	40	39	310	19.4
2016	LAS	34	34	1046	190	430	.442	42	110	.382	148	320	.463	.491	99	140	.707	33	217	250	7.4	166	47	33	98	74	521	15.3
2017	LAS	33	33	1007	208	435	.478	45	127	.354	163	308	.529	.530	96	127	.756	40	237	277	8.4	141	48	55	89	77	557	16.9
2018	LAS	31	30	949	198	420	.471	41	119	.345	157	301	.522	.520	118	146	.808	51	202	253	8.2	146	38	33	92	65	555	17.9
2019	LAS	22	22	571	89	211	.422	16	60	.267	73	151	.483	.460	53	67	.791	24	116	140	6.4	76	23	17	54	39	247	11.2
2020	LAS	22	22	665	124	243	.510	19	48	.396	105	195	.538	.549	57	78	.731	37	177	214	9.7	101	26	27	64	51	324	14.7
2021	CHI	23	23	615	116	253	.458	24	73	.329	92	180	.511	.506	50	63	.794	32	161	193	8.4	91	19	27	56	37	306	13.3
2022	CHI	32	32	904	159	347	.458	42	135	.311	117	212	.552	.519	62	76	.816	30	245	275	8.6	145	31	31	78	70	422	13.2
2023	LVA	7	7	157	18	52	.346	6	24	.250	12	28	.429	.404	15	16	.938	2	33	35	5.0	17	9	9	10	14	57	8.1
Career		399	395	12177	2429	5086	.478	331	1000	.331	2098	4086	.513	.510	1280	1670	.766	607	2798	3405	8.5	1584	505	612	1041	813	6469	16.2

*RECORD WATCH

Points

1.	Diana Taurasi	9766
2.	Tina Thompson	7488
3.	Tamika Catchings	7380
4.	Tina Charles	7115
5.	Candice Dupree	6895
6.	Cappie Pondexter	6811
7.	Sue Bird	6803
8.	Candace Parker	6469
9.	Katie Smith	6452
10.	Sylvia Fowles	6415

Rebounds

1.	Sylvia Fowles	4006
2.	Tina Charles	3640
3.	Candace Parker	3405
4.	Rebekkah Brunson	3356
5.	Tamika Catchings	3316

Defensive Rebounds

1.	Sylvia Fowles	2874
2.	Candace Parker	2798
3.	Tina Charles	2608
4.	Lisa Leslie	2425
5.	Tamika Catchings	2399

Assists

1.	Sue Bird	3234
2.	Ticha Penicheiro	2599
3.	Courtney Vandersloot	2440
4.	Lindsay Whalen	2348
5.	Diana Taurasi	2178
6.	Becky Hammon	1708
7.	Candace Parker	1584
8.	Cappie Pondexter	1578
9.	Tamika Catchings	1488
10.	Shannon Johnson	1424

Blocks

1.	Margo Dydek	877
2.	Lisa Leslie	822
3.	Brittney Griner	729
4.	Sylvia Fowles	721
5.	Candace Parker	612

Field Goals Made

1.	Diana Taurasi	3062
2.	Tina Charles	2861
3.	Candice Dupree	2842
4.	Tina Thompson	2630
5.	Sylvia Fowles	2531
6.	Sue Bird	2479
7.	Seimone Augustus	2455
8.	Cappie Pondexter	2446
9.	Candace Parker	2429
10.	Tamika Catchings	2385

Field Goal Attempts

1.	Diana Taurasi	7177
2.	Tina Charles	6354
3.	Tina Thompson	6300
4.	Cappie Pondexter	5803
5.	Sue Bird	5778
6.	Tamika Catchings	5744
7.	Candice Dupree	5740
8.	Seimone Augustus	5111
9.	Candace Parker	5086
10.	Katie Smith	5085

Player

Wins

1.	Sue Bird	333
2.	Lindsay Whalen	323
3.	Swin Cash	294
4.	Rebekkah Brunson	294
5.	DeLisha Milton-Jones	291
6.	Tina Thompson	286
7.	Diana Taurasi	286
8.	Tamika Catchings	263
9.	Candace Parker	259
10.	Tanisha Wright	255

Blue denotes active player.



KELSEY PLUM

#10

Guard

5-8

Washington '17

6th Year

WNBA Career Highlights

- 2022 WNBA Champion
- 2022 All-Star
- 2022 All-Star MVP
- 2021 6th Player of the Year
- 1-time Western Conference Player of the Month
- 3-time Western Conference Player of the Week

International

- 2020 Olympic Gold Medalist (USA 3x3)
- 2018 & 2022 FIBA World Cup gold medalist (USA 5x5)

Collegiate Career

- Unanimous 2017 National Player of the Year
- Two-time All-American
- NCAA career and single-season scoring leader

2023 (Las Vegas)

- Prior to the May 25 game in LA, made at least 1 3-pointer in 45-straight regular season games, which was tied for the [third-longest streak in WNBA history](#)

2022 (Las Vegas)

- Led or tied for the team lead in assists on 18 occasions, and in scoring 11 times ... Named Western Conference Player of the Week, June 6 and August 1 ... Leading All-Star vote-getter among guards ... Tied a WNBA record by making at least 3 three-pointers in 9 straight games (Diana Taurasi)

2021 (Las Vegas)

- Led or tied for the team lead in scoring 9 times, and assists 7 times ... Missed 6 games in May/June while training with the USAB 3x3 team ... Named WNBA Western Conference Player of the Month for September ... Named WNBA Western Conference Player of the Week for games played September 13-19

2020 (Las Vegas)

- Did Not Play—Injured (left Achilles)

2019 (Las Vegas)

- Led the team in scoring on 2 occasions, and in assists 8 times

2018 (Las Vegas)

- Recorded her first career double-double with 20 points and a career-high 13 assists at Atlanta Aug. 7

2017 (San Antonio) ...

Collegiate Honors & Notes (Washington)

- Broke all-time NCAA scoring record with 3,527 points ... broke single-season NCAA scoring record with 1,109 points ... Broke 33-year-old NCAA career free throw record with 912 ... Won the Dawn Staley, Ann Meyers Drysdale, Nancy Lieberman awards, Naismith and Wade Trophy in 2017

Personal

- Majored in Anthropology ... Enjoys sand volleyball and hanging out with her family ... Has three siblings, her brother Daniel, sister Kaitlyn who played volleyball at UC Davis, and her sister Lauren who played volleyball at Oregon ... Mother Katie played volleyball at UC Davis and her father Jim played football and baseball at San Diego State

Record Without

Year	Games Missed	Record With	Record Without
2017	3	8-23	0-3
2018	2	14-17	0-2
2019	0	21-13	0-0
2020	22	0- 0	18-4
2021	6	20- 6	4-2
2022	0	26-10	0-0
2023	0	7- 0	0-0
Totals	33	96-69	22-11

PLAYER PROFILES



Season Highs

	PTS	REBS	ASTS	STLS	BLKS	MIN	FG	FGA	3G	3GA	FT	FTA
2017	23	6	12	3	1	39:53	7	17	5	9	6	6
2018	21	9	13	4	1	37:00	9	14	5	8	5	6
2019	21	7	8	3	1	37:21	8	17	5	9	5	6
2021	32	6	8	5	1	30:42	11	18	5	8	8	9
2022	32	6	11	6	1	40:00	10	22	5	11	9	11
2023	23	5	6	2	0	35:07	8	17	3	9	5	6

WNBA Rankings									
	PPG	RPG	APG	SPG	BPG	MPG	FG%	3G%	FT%
2017	---	---	20th	---	---	---	---	17th	14th
2018	---	---	13th	---	---	---	21st	4th	---
2019	---	---	19th	---	---	---	---	24th	---
2021	16th	---	14th	---	---	---	---	13th	1st
2022	2nd	---	9th	---	---	5th	---	4th	17th

Milestones

Mark	Opponent	Date	Gm. #
1st Pt	Dallas	May 25, 2017	1
1,000th Pt	Atlanta	July 4, 2021	108
2,000th Pt	Los Angeles	May 27, 2023	161

Upcoming Milestones

Mark	Category	Current
2,500	Points	2066
500	Rebounds	408
1,000	Assists	641
200	Steals	138

Rebs				Asts				Double Doubles				Scoring			
Year	10+			10+				Pt.-Ast.				Year	10+	20+	30+
2017	0			1				0				2017	13	1	0
2018	0			2				1				2018	14	4	0
2019	0			0				0				2019	17	2	0
2021	0			0				0				2021	20	8	2
2022	0			2				2				2022	35	19	1
2023	0			0				0				2023	5	1	0
Totals	0			5				3				Totals	104	35	3

2023 Regular Season Highs

Points	23	@	Seattle	May 20, 2023
Rebs	5	@	Seattle	May 20, 2023
Assists	6	@	Connecticut	June 6, 2023
Steals	2	2x	Last at Ind	June 4, 2023
Blocks	0	@	Seattle	May 20, 2023
Mins	35:07	@	Los Angeles	May 25, 2023

Career Regular Season Highs

Points	32	New York	June 15, 2021
	32	Dallas	June 5, 2022
Rebs	9	Los Angeles	June 29, 2018
Assists	13	@ Atlanta	August 7, 2018
Steals	6	Washington	June 25, 2022
Blocks	1	16x Last vs. Minn.	July 3, 2022
Mins	40	2x Last vs. Dallas	June 5, 2022

Career Regular Season Statistics																												
Year	Tm	G	GS	MP	FG	FGA	FG%	3P	3PA	3P%	2P	2PA	2P%	eFG%	FT	FTA	FT%	OR	DR	REB	RPG	A	S	B	TO	PF	PTS	PPG
2017	SAS	31	23	711	85	246	.346	35	96	.365	50	150	.333	.417	60	69	.870	12	47	59	1.9	106	16	4	79	57	265	8.5
2018	LVA	31	27	790	106	227	.467	47	107	.439	59	120	.492	.570	35	40	.875	14	60	74	2.4	124	25	5	36	64	294	9.5
2019	LVA	34	30	868	107	293	.365	45	126	.357	62	168	.369	.442	34	39	.872	15	80	95	2.8	102	27	4	53	76	293	8.6
2021	LVA	26	0	663	128	293	.437	44	114	.386	84	179	.469	.512	85	90	.944	11	55	66	2.5	94	26	1	43	56	385	14.8
2022	LVA	36	36	1182	244	531	.460	113	269	.420	131	262	.500	.566	125	149	.839	9	87	96	2.7	184	36	2	94	90	726	20.2
2023	LVA	7	7	225	38	100	.380	8	39	.205	30	61	.492	.420	19	24	.792	1	15	16	2.3	32	8	0	11	16	103	14.7
Career		165	123	4441	708	1690	.419	292	750	.389	416	940	.443	.505	358	411	.871	62	346	408	2.5	641	138	16	317	359	2066	12.5



KIAH STOKES

#41

Center 6-3 Connecticut '15 8th Year

WNBA Career

- 2022 WNBA Champion
- 2015 WNBA All-Defensive 2nd Team
- 2015 All-Rookie Team

Collegiate Career

- 3-time National Champion
- 2015 Conference Defensive Player of the Year

2023 (Las Vegas)

- ...

2022 (Las Vegas)

- Missed first 4 games of year (overseas) ... Led or tied for team lead in rebounds 3 times

2021 (Las Vegas)

- Signed on July 2 ... DNP on July 2 ... Averaged 9.0 rpg. in 8 starts ... Led or tied for the team lead in rebounding 3 times and in assists 1 time

2021 (New York) ...

2020 (New York) ...

2019 (New York)

- Did Not Play (personal reasons)

2018 (New York) ...

2017 (New York)

- Led the team in blocked shots and ranked second in rebounding

2016 (New York)

- Missed the final 7 games of the regular season with a hip injury ... Set a WNBA record for highest rebound aveage by a player who didn't start a game

2015 (New York) ...

Collegiate Honors & Notes (Connecticut)

- Set a UConn single-season blocked shots record (147) as a senior and capped her career ranked No. 3 among all-time UConn blocks leaders (325).

Personal

- Father Greg was an All-American basketball player at Iowa who played for the Philadelphia 76ers and won gold with the 1983 USA Pan American Games Team ... Majored in psychology

Record Without

Year	Games Missed	Record With	Record Without
2015	0	23-11	0- 0
2016	7	19- 8	2- 5
2017	0	22-12	0- 0
2018	4	6-24	1- 3
2019	34	0- 0	10-24
2020	0	2-20	0- 0
2021	9	14-10	6- 3
2022	5	22- 9	4- 1
2023	0	7- 0	0- 0
Totals	59	115-94	23-36

Season Highs

	PTS	REBS	ASTS	STLS	BLKS	MIN	FG	FGA	3G	3GA	FT	FTA
2015	13	11	4	4	8	35:33	6	8	0	1	5	6
2016	12	14	2	2	4	37:46	6	8	0	0	5	8
2017	23	17	4	2	3	30:47	6	10	0	1	11	12
2018	12	15	3	2	3	33:38	5	7	0	0	2	4
2020	15	12	4	2	3	36:29	6	12	5	8	2	2
2021	5	13	7	2	3	34:53	2	3	1	2	2	2
2022	9	10	3	2	3	28:45	4	5	1	3	2	4
2023	4	9	2	2	4	22:53	2	4	1	2	1	2

PLAYER PROFILES



WNBA Rankings

	PPG	RPG	APG	SPG	BPG	MPG	FG%	3G%	FT%
2015	---	12th	---	---	4th	---	---	---	---
2016	---	7th	---	---	6th	---	---	---	---
2017	---	17th	---	---	11th	---	---	---	---
2018	---	---	---	---	18th	---	---	---	---
2020	---	16th	---	---	9th	---	---	---	---
2021	---	22nd	---	---	---	---	---	---	---

Milestones Reached

Mark	Opponent	Date	Gm. #
1st Pt	@ Los Angeles	May 21, 2015	1
1000th Reb	Chicago	Sept. 2, 2021	166

Upcoming Milestones

Mark	Category	Current
900	Points	889
1500	Rebounds	1226
300	Blocked Shots	239

Rebs

Asts

Double Doubles

Scoring

Year	10+	10+		Year	10+	20+
2015	7	0	3	2015	5	0
2016	6	0	0	2016	5	0
2017	8	0	4	2017	5	1
2018	5	0	1	2018	2	0
2020	2	0	0	2020	5	0
2021	5	0	0	2021	0	0
2022	1	0	0	2022	0	0
2023	0	0	0	2023	0	0
Totals	34	0	8	Totals	22	1

2023 Regular Season Highs


Points	4	3x, last @ Conn.	June 6, 2023
Rebs	9	3x, last vs LA	May 27, 2023
Assists	2	Minnesota	May 28, 2023
Steals	2	Los Angeles	May 27, 2023
Blocks	4	Minnesota	May 28, 2023
Mins	22:53	@ Seattle	May 20, 2023

Career Regular Season Highs

Points	23	Phoenix	June 4, 2017
Rebs	17	Atlanta	June 7, 2017
Assists	7	@ Chicago	Sept. 17, 2021
Steals	4	Atlanta	Sept. 1, 2015
Blocks	8	Connecticut	July 16, 2015
Mins	38	Atlanta	June 22, 2016

Career Regular Season Statistics

Year	Tm	G	GS	MP	FG	FGA	FG%	3P	3PA	3P%	2P	2PA	2P%	eFG%	FT	FTA	FT%	OR	DR	REB	RPG	A	S	B	TO	PF	PTS	PPG
2015	NYL	34	6	862	82	150	.547	0	2	.000	82	148	.554	.547	33	48	.688	60	159	219	6.4	26	24	67	37	76	197	5.8
2016	NYL	27	0	650	75	117	.641	0	0	---	75	117	.641	.641	37	59	.627	63	138	201	7.5	20	18	38	30	77	187	6.9
2017	NYL	34	12	666	60	113	.531	0	1	.000	60	112	.536	.531	43	54	.796	77	137	214	6.3	30	12	39	40	94	163	4.8
2018	NYL	30	4	427	42	77	.545	0	0	---	42	77	.545	.545	8	15	.533	43	91	134	4.5	12	11	19	21	56	92	3.1
2020	NYL	22	22	601	51	137	.372	20	85	.235	31	52	.596	.445	4	7	.571	28	119	147	6.7	26	11	26	28	45	126	5.7
2021	NYL	9	0	135	6	11	.545	1	2	.500	5	9	.556	.591	2	2	1.000	8	30	38	4.2	5	4	6	6	14	15	1.7
2021	LVA	15	8	308	10	17	.588	0	0	---	10	17	.588	.588	2	4	.500	27	65	92	6.1	15	6	10	7	19	22	1.5
2021	TOT	24	8	443	16	28	.571	1	2	.500	15	26	.577	.589	4	6	.667	35	95	130	5.4	20	10	16	13	33	37	1.5
2022	LVA	31	4	475	26	61	.426	5	24	.208	21	37	.568	.467	13	16	.813	29	107	136	4.4	20	14	25	18	39	70	2.5
2023	LVA	7	0	136	7	13	.538	1	4	.250	6	9	.667	.577	2	5	.400	11	34	45	6.4	4	3	9	5	11	17	2.4
Career		209	56	4260	359	696	.516	27	118	.229	332	578	.574	.535	144	210	.686	346	880	1226	5.9	158	103	239	193	431	889	4.3



RIQUANA WILLIAMS

#2

Guard

5-7

Miami '11

11th Year

WNBA Career

- 2022 WNBA Champion
- 2015 WNBA All-Star
- 2013 WNBA Sixth Woman of the Year
- 2012 WNBA All-Rookie Team

Collegiate Career

- 2-time All-American
- 3-time All-ACC

2023 (Las Vegas)

- Has yet to play (back)

2022 (Las Vegas)

- Played in just 2 of the team's first 17 games due to a foot injury ...

2021 (Las Vegas)

- Led or tied for the team lead in assists on 2 occasions, in scoring 3 times, and in rebounding 1 time

2020 (Los Angeles) ...

2019 (Los Angeles) ...

2018 (Los Angeles) ...

2017 (Los Angeles) ...

2016 (Los Angeles)

- Sat out season rehabbing ruptured left Achilles tendon, suffered overseas

2015 (Tulsa)

- Ranked 3rd in the W in made 3-pointers, and tied for 4th in made free throws ... Scored a season-high 35 points on 2 occasions—vs. Minnesota on August 1 and vs. Atlanta on August 9

2014 (Tulsa)

- Missed 23 games with a knee injury

2013 (Tulsa)

- Set what was then the WNBA record for points in

a game when she poured in 51 vs. San Antonio on September 8 (17-27 FGs, 8-14 3Gs, 9-9 FTs) ... Tied what was then the WNBA record for made 3s in a game with 8 vs. San Antonio on September 8

2012 (Tulsa) ...

Collegiate Honors & Notes (Miami)

- As a junior ranked 11th in the nation in scoring ... As a sophomore led the team and finished 2nd in the ACC in scoring ... Also led the conference in made 3-pointers, setting a school record in the process (second most in ACC history)

Personal

- Majored in criminology ... Has five siblings—one sister, Rikina Jones and brothers, Ricky Williams, Joshua Jones and Solomon Williams

Record Without

Year	Games Missed	Record With	Record Without
2012	1	9-24	0- 1
2013	7	9-18	2- 5
2014	23	4- 7	8-15
2015	5	15-14	3- 2
2016	34	0- 0	26- 8
2017	11	16- 7	10- 1
2018	1	19-14	0- 1
2019	11	15- 8	7- 4
2020	1	14- 7	1- 0
2021	0	24- 8	0- 0
2022	15	15- 6	11- 4
2023	7	0- 0	7- 0
Totals	117	140-113	75-41

Season Highs

	PTS	REBS	ASTS	STLS	BLKS	MIN	FG	FGA	3G	3GA	FT	FTA
2012	27	6	6	5	1	32:00	11	21	5	10	9	11
2013	51	9	6	4	2	34:00	17	28	8	14	11	12
2014	27	4	3	5	1	32:00	10	18	3	6	5	5
2015	35	7	6	4	2	39:27	11	23	6	12	18	20
2017	15	5	4	3	2	29:26	5	13	3	6	6	6
2018	25	5	3	4	1	29:06	9	12	7	9	4	6
2019	37	5	4	2	1	39:41	10	22	7	15	10	11
2020	21	4	4	3	1	32:47	7	15	7	12	4	4
2021	22	8	4	3	2	38:32	8	15	4	10	6	8
2022	14	5	3	2	1	25:51	5	10	4	9	3	5
2023	DNP											

PLAYER PROFILES



WNBA Rankings

	PPG	RPG	APG	SPG	BPG	MPG	FG%	3G%	FT%
2012	---	---	---	---	---	---	---	18th	---
2013	11th	---	---	---	---	---	---	7th	4th
2014	---	---	---	---	---	---	---	---	---
2015	6th	---	21st	---	---	20th	---	19th	22nd
2017	---	---	---	---	---	---	---	---	---
2018	---	---	---	---	---	---	---	17th	---
2019	---	---	---	---	---	---	---	8th	---
2020	---	---	---	---	---	---	---	12th	---
2021	---	---	---	---	---	---	---	5th	---
2022								21st	

Milestones Reached

Mark	Opponent	Date	Gm. #
1st Pt	San Antonio	May 19, 2012	1
1,000th Pt.	@ Los Angeles	July 3, 2015	83
2,000th Pt.	Seattle	Aug. 1, 2020	183

Upcoming Milestones

Mark	Category	Current
3,000	Points	2,659
1,000	Rebounds	565
400	Assists	387
300	Steals	261

	Reb	Asts	Double-Doubles	Scoring					
Year	10+	10+		Year	10+	20+	30+	40+	50+
2012	0	0	0	2012	18	3	0	0	0
2013	0	0	0	2013	17	9	1	1	1
2014	0	0	0	2014	3	1	0	0	0
2015	0	0	0	2015	21	8	3	0	0
2017	0	0	0	2017	8	0	0	0	0
2018	0	0	0	2018	10	1	0	0	0
2019	0	0	0	2019	12	4	1	0	0
2020	0	0	0	2020	12	3	0	0	0
2021	0	0	0	2021	16	3	0	0	0
2022	0	0	0	2022	5	0	0	0	0
2023	0	0	0	2023	0	0	0	0	0
Totals	0	0	0	Totals	122	32	5	1	1

2023 Regular Season Highs

Points	51	@ San Antonio	Sept. 8, 2013
Rebs	9	Seattle	Sept. 12, 2013
Assists	6	3x, Last vs. Phoenix	Aug. 18, 2015
Steals	5	3x, Last vs. Phoenix	June 6, 2014
Blocks	2	7x, Last vs. Dallas	July 11, 2021
Mins	40	@ Atlanta	July 14, 2019

Career Regular Season Highs

Points	51	@ San Antonio	Sept. 8, 2013
Rebs	9	Seattle	Sept. 12, 2013
Assists	6	3x, Last vs. Phoenix	Aug. 18, 2015
Steals	5	3x, Last vs. Phoenix	June 6, 2014
Blocks	2	7x, Last vs. Dallas	July 11, 2021
Mins	40	@ Atlanta	July 14, 2019

Career Regular Season Statistics

Year	Tm	G	GS	MP	FG	FGA	FG%	3P	3PA	3P%	2P	2PA	2P%	eFG%	FT	FTA	FT%	OR	DR	REB	RPG	A	S	B	TO	PF	PTS	PPG
2012	TUL	33	3	671	116	337	.344	38	117	.325	78	220	.355	.401	75	91	.824	25	55	80	2.4	69	51	9	47	65	345	10.5
2013	TUL	27	6	612	139	350	.397	45	118	.381	94	232	.405	.461	99	110	.900	14	50	64	2.4	49	27	7	40	59	422	15.6
2014	TUL	11	2	174	28	69	.406	6	27	.222	22	42	.524	.449	14	15	.933	5	15	20	1.8	13	15	2	15	16	76	6.9
2015	TUL	29	20	813	130	369	.352	56	162	.346	74	207	.357	.428	136	160	.850	16	84	100	3.4	74	43	15	47	78	452	15.6
2017	LAS	23	6	408	45	140	.321	20	74	.270	25	66	.379	.393	38	44	.864	6	26	32	1.4	16	19	3	26	42	148	6.4
2018	LAS	33	3	546	81	199	.407	48	128	.375	33	71	.465	.528	24	30	.800	12	34	46	1.4	22	22	3	16	52	234	7.1
2019	LAS	23	14	593	93	242	.384	54	138	.391	39	104	.375	.496	44	50	.880	13	47	60	2.6	37	26	4	28	58	284	12.3
2020	LAS	21	4	444	81	186	.435	43	102	.422	38	84	.452	.551	16	18	.889	3	35	38	1.8	31	24	7	19	41	221	10.5
2021	LVA	32	32	833	114	257	.444	63	151	.417	51	106	.481	.566	46	50	.920	6	77	83	2.6	51	24	12	21	47	337	10.5
2022	LVA	21	0	377	45	118	.381	34	93	.366	11	25	.440	.525	16	21	.762	5	37	42	2.0	25	9	3	6	35	140	6.7
2023	LVA																											
Career		253	90	5471	872	2267	.385	407	1110	.367	465	1157	.402	.474	508	589	.862	105	460	565	2.2	387	261	64	265	493	2659	10.5



A'JA WILSON

#22

Center/Forward 6-4 South Carolina '18

6th Year

WNBA Career

- 2022 WNBA Champion
- 2022 & 2020 WNBA M'VP
- 2022 WNBA Defensive Player of the Year
- 2022 WNBA All-Defensive First Team
- 2022 & 2020 All-WNBA First Team
- 2021 All-WNBA Second Team
- 2020 WNBA All-Defensive Second Team
- 2022, 2021, 2019 & 2018 WNBA All-Star
- 2022 & 2019 All-Star Team Captain
- 2022 WNBA All-Star Leading Vote-Getter
- 2018 WNBA Rookie of the Year (unanimous)
- 2018 WNBA All-Rookie Team
- 5-time Western Conference Player of the Month
- 10-time Western Conference Player of the Week

International Career

- 2020 Olympic gold medalist (USA 5x5)
- 2022, 2018 FIBA World Cup gold medalist (USA 5x5) & 2022 FIBA World Cup M'VP.

Collegiate Career

- 2017 NCAA Champion
- 2017 Final Four Most Outstanding Player
- 2018 National Player of the Year (consensus)
- 4-time All-American
- 2-time SEC Defensive Player of the Year

2023 (Las Vegas)

- Hit 11-of-13 from the line at LA on May 25.

2022 (Las Vegas)

- Named WNBA MVP for 2nd time (7th player with multiple MVPs) ... Led or tied for the team lead in scoring 16 times, and in rebounding 22 times ... Named Western Conference Player of the Week on May 16, May 30, June 21, June 25 and Aug. 15 ... Named WNBA Western Conference Player of the Month for May and July ... Set franchise record for most consecutive games scoring 20+ points (8)

2021 (Las Vegas)

- Led or tied for the team lead in scoring 12 times, in rebounding 14 times, and in assists 6 times ... Named WNBA Western Conference Player of the Month for June ... Named WNBA Western Conference Player of the Week (July 4)

2020 (Las Vegas)

- Named WNBA MVP (5th youngest in history) ... Named Western Conference Player of the Week (August 10, September 14) ... Named Western Conference Player of the Month (August, September) ... Tied a franchise record for most made free throws in a game without a miss when she went 12 for 12 at Dallas on August 25 ... Made 25 straight free throws—longest streak of her career

2019 (Las Vegas)

- Led or tied for the team lead in scoring 11 times, in rebounding 9 times, and in assists 1 time ... Named WNBA Western Conference Player of the Week on June 24 and July 1 ... Scored a career-high 39 points vs. Indiana on June 29, which tied the franchise record for points in a game ... Sprained her ankle and had to leave the game in the 3rd quarter at Seattle on July 19, and missed 8 games ... Posted 3 games of 20+ points and 10+ rebounds

2018 (Las Vegas)

- Named Western Conference Player of the Week (July 9) ... Led the W in free throw attempts and made free throws ... Set franchise records for made field goals, field goal attempts, made free throws, free throw attempts, points and scoring average ... Tied the program record for most made free throws (14) and most free throw attempts (18) in a game against Washington on June 1 ... Set the franchise record for most made field goals in a game (16 at Indiana on June 12) ... Scored the second most points by a rookie (35) in franchise history at Indiana on June 12 ... Recorded 7 games of at least 20 points and 10 rebounds

Personal

- Enjoys eating Chipotle and Chik-fil-A ... Father, Roscoe, played professional basketball internationally for 10 years ... Is dyslexic ... Is a member of the WNBA and WNBPA Social Justice Council ... First WNBA player to partner with Mountain Dew

Record Without

Year	Games Missed	Record With	Record Without
2018	0	14-19	0-0
2019	8	15-11	6-2
2020	0	18- 4	0-0
2021	0	24- 8	0-0
2022	0	26-10	0-0
2023	0	7- 0	0-0
Totals	0	104-52	6-2

PLAYER PROFILES



Season Highs

	Pts	Rebs	Asts	Stls	Blks	Min	FG	FGA	3G	3GA	FT	FTA
2018	35	16	8	3	7	39:32	16	24	0	0	14	18
2019	39	12	5	3	7	40:52	14	20	0	1	11	14
2020	31	16	4	4	5	38:52	11	21	0	0	12	12
2021	30	15	8	4	3	43:18	10	24	1	1	12	12
2022	35	16	5	4	5	37:56	13	24	3	5	13	15
2023	27	13	4	3	4	35:41	10	18	0	2	11	13

WNBA Rankings

	PPG	RPG	APG	SPG	BPG	MPG	FG%	3G%	FT%
2018	3rd	6th	---	---	6th	16th	24th	---	---
2019	7th	17th	---	---	4th	---	---	---	---
2020	2nd	6th	---	24th	1st	10th	21st	---	---
2021	6th	8th	21st	---	11th	10th	21st	---	10th
2022	5th	2nd	---	12th	1st	19th	12th	16th	---

Milestones Reached

Mark	Opponent	Date	Gm. #
1st Pt	@ Connecticut	May 20, 2018	1
1,000th Pt	Phoenix	Aug. 20, 2019	53
2,000th Pt	Washington	Aug. 17, 2021	104
1,000th Reb	@ Chicago	May 28, 2022	122

Upcoming Milestones

Mark	Category	Current
3,000	Points	2,996
1,500	Rebounds	1,319
400	Assists	354
300	Blocked Shots	272
200	Steals	159

Year	Reb	Asts	Double-Doubles		Scoring				
	10+	10+	Pt/Reb	Pt/Ast	Year	10+	20+	30+	40+
2018	10	0	10	0	2018	33	18	3	0
2019	3	0	3	0	2019	23	7	1	0
2020	7	0	7	0	2020	22	15	1	0
2021	17	0	17	0	2021	30	14	1	0
2022	17	0	17	0	2022	34	20	1	0
2023	3	0	3	0	2023	7	5	0	0
Totals	58	0	58	0	Totals	149	79	7	0

2023 Regular Season Highs

Points	27	@ Indiana	June 4, 2023
Rebs	13	2x, last @ LA	May 25, 2023
Assists	4	@ Indiana	June 4, 2023
Steals	3	Los Angeles	May 27, 2023
Blocks	4	2x, last @ Conn.	June 6, 2023
Mins	35:41	@ Indiana	June 4, 2023

Regular Season Career Highs

Points	39	Indiana (OT)	June 29, 2019
Rebs	16	4x, Last vs. Seattle	June 29, 2022
Assists	8	Dallas	June 27, 2018
	8	@ Dallas	July 11, 2021
Steals	4	4x, Last vs. Chicago	Aug. 11, 2022
Blocks	7	Chicago	July 5, 2018
	7	@ Atlanta	Sept. 5, 2019
Mins	43	@ Minnesota	June 25, 2021

Career Regular Season Statistics

Year	Tm	G	GS	MP	FG	FGA	FG%	3P	3PA	3P%	2P	2PA	2P%	eFG%	FT	FTA	FT%	OR	DR	REB	RPG	A	S	B	TO	PF	PTS	PPG
2018 *	LVA	33	33	1010	245	530	.462	0	0	---	245	530	.462	.462	192	248	.774	66	198	264	8.0	74	27	55	46	68	682	20.7
2019 *	LVA	26	25	739	158	330	.479	0	1	.000	158	329	.480	.479	114	144	.792	42	125	167	6.4	47	13	45	56	52	430	16.5
2020	LVA	22	22	697	166	346	.480	0	0	---	166	346	.480	.480	118	151	.781	34	154	188	8.5	45	27	44	35	49	450	20.5
2021 *	LVA	32	32	1021	207	466	.444	1	1	1.000	206	465	.443	.445	169	193	.876	63	235	298	9.3	98	28	40	46	49	584	18.3
2022 *	LVA	36	36	1080	260	519	.501	31	83	.373	229	436	.525	.531	152	187	.813	66	273	339	9.4	75	52	70	61	76	703	19.5
2023	LVA	7	7	217	54	95	.568	0	6	.000	54	89	.607	.568	39	49	.796	10	52	62	8.9	15	11	18	10	16	147	21.0
Career		156	155	4765	1090	2286	.477	32	91	.352	1058	2195	.482	.484	784	972	.807	282	1037	1319	8.5	354	159	272	255	310	2996	19.2



JACKIE YOUNG

#0

Guard

5-11

Notre Dame '19

5th Year

WNBA Career

- 2022 WNBA Championship
- 2022 WNBA Most Improved Player Award Winner
- 2022 WNBA All-Star
- 1-time Western Conference Player of the Week

International Career

- 2020 Olympic gold medalist (USA 3x3)

Collegiate Career

- 2019 NCAA Champion
- 2019 ACC Tournament MVP

High School Career

- 2016 Naismith Player of the Year
- 2016 Indiana's Miss Basketball

2023 (Las Vegas)

- Scored a career-high 30 points (12-18 FGs, 4-7 3pt FGs, 2-4 FTs) at Los Angeles on May 25...

2022 (Las Vegas)

- Led or tied for the team lead in scoring 5 times, in assists 7 times, and in rebounds 3 times ... Named Western Conference Player of the Week for May 16-22 ... Injured her ankle early in the 4th Q vs. CT on 6/2 ... DNP 6/5 and 6/11 (right ankle sprain) ... Named to her first All-Star Team as a starter (2nd leading vote-getter among guards)

2021 (Las Vegas)

- Led or tied for the team lead in assists 5 times, in scoring 4 times, and in rebounding 2 times

2020 (Las Vegas)

- Led or tied for the team lead in scoring on 2 occasions, in rebounding 2 times, and in assists 3 times

2019 (Las Vegas)

- Led or tied for the team lead in assists on 18 occasions, and in scoring 1 time

Collegiate Honors & Notes (Notre Dame)

- Ranked 3rd in the nation among guards in FG% ... Was one of only 4 players in the nation to average more than 14.0 points, 7.0 rebounds and 5.0 assists during her final year at Notre Dame

PLAYER PROFILES



Team Record Without

Year	Games Missed	Record With	Record Without
2019	0	21-13	0-0
2020	0	18- 4	0-0
2021	0	24- 8	0-0
2022	2	24-10	2-0
2023	0	7- 0	0-0
Totals	2	94-35	2-0

Season Highs

	PTS	REBS	ASTS	STLS	BLKS	MIN	FG	FGA	3G	3GA	FT	FTA
2019	17	10	10	3	2	35:08	5	14	2	3	9	12
2020	20	7	9	4	1	32:42	8	15	1	2	5	6
2021	29	10	6	4	2	40:27	14	19	1	3	10	10
2022	26	9	9	3	2	41:21	9	19	4	7	8	8
2023	30	7	6	4	1	35:53	12	18	4	8	8	9

WNBA Rankings

	PPG	RPG	APG	SPG	BPG	MPG	FG%	3G%	FT%
2019	---	---	---	---	---	---	---	---	---
2020	---	---	23rd	---	---	---	16th	---	---
2021	25th	---	18th	23rd	---	11th	11th	---	21st
2022	12th	---	14th	13th	---	3rd	22nd	3rd	13th

Milestones

Mark	Opponent	Date	Gm. #
1st Pt	Los Angeles	May 26, 2019	1
1,000th Pt	Los Angeles	May 23, 2022	96

Upcoming Milestones

Mark	Category	Current
2,000	Points	1,551
600	Rebounds	517
500	Assists	479
200	Steals	140

	Reb	Asts	Double Doubles			Scoring			
Year	10+	10+	Pt/Reb	Pt/Ast	Reb-Ast	Year	10+	20+	30+
2019	1	1	0	0	1	2019	7	0	0
2020	0	0	0	0	0	2020	12	2	0
2021	2	0	2	0	0	2021	21	4	0
2022	0	0	0	0	0	2022	30	11	0
2023	0	0	0	0	0	2023	7	5	1
Totals	3	1	2	0	1	Totals	77	22	1

2023 Regular Season Highs

Points	30	@	Los Angeles	May 25, 2023
Rebs	7	@	Connecticut	June 6, 2023
Assists	6	@	Connecticut	June 6, 2023
Steals	4	@	Los Angeles	May 25, 2023
Blocks	1	2x	Last at Los Angeles	May 25, 2023
Mins	35:53	@	Connecticut	June 6, 2023

Regular Season Career Highs

Points	30	@	Los Angeles	May 25, 2023
Rebs	11	@	Seattle	May 18, 2021
Assists	10		Indiana	June 29, 2019
	10		Phoenix	Aug. 20, 2019
Steals	4	3x	Last at Los Angeles	May 25, 2023
Blocks	2		4x, Last vs. Chicago	May 28, 2022
Mins	41		Washington	June 25, 2022

Career Regular Season Statistics

Year	Tm	G	GS	MP	FG	FGA	FG%	3P	3PA	3P%	2P	2PA	2P%	eFG%	FT	FTA	FT%	OR	DR	REB	RPG	A	S	B	TO	PF	PTS	PPG
2019	LVA	34	34	767	76	236	.322	14	44	.318	62	192	.323	.352	59	73	.808	23	88	111	3.3	153	26	12	53	47	225	6.6
2020	LVA	22	0	568	93	189	.492	3	13	.231	90	176	.511	.500	52	61	.852	18	77	95	4.3	67	15	2	35	39	241	11.0
2021	LVA	32	32	1018	155	307	.505	5	20	.250	150	287	.523	.513	75	90	.833	21	110	131	4.1	103	36	11	47	58	390	12.2
2022 *	LVA	34	34	1129	191	401	.476	50	116	.431	141	285	.495	.539	110	128	.859	43	105	148	4.4	132	48	8	43	81	542	15.9
2023	LVA	7	7	226	55	93	.591	15	32	.469	40	61	.656	.672	28	36	.778	8	25	33	4.7	24	15	2	16	14	153	21.9
Career		129	107	3706	570	1225	.465	87	225	.387	483	1000	.483	.501	324	388	.835	112	405	517	4.0	479	140	35	194	239	1551	12.0



Aces vs. Sun, 2022 Regular Season

PLAYER	GP-GS	MIN	FGM-FGA	FG%	3-POINT		FTM-FTA	FT%	--- REBOUNDS ---				PF-DQ	STL	TO	BLK	PTS/AVG
					FGM-FGA	FG%			OFF	DEF	TOT/AVG	AST					
Plum, K	3-3	98:25	22 - 48	45.8	10-25	40.0	9 - 9	100	1	8	9/3.0	19	6-0	1	6	0	63/21.0
Young, J	3-3	101:23	21 - 39	53.8	4-15	26.7	13 - 14	92.9	2	10	12/4.0	9	7-0	6	5	0	59/19.7
Wilson, A	3-3	90:23	22 - 52	42.3	2-10	20.0	11 - 18	61.1	8	20	28/9.3	2	6-0	3	5	7	57/19.0
Gray, C	3-3	94:22	15 - 33	45.5	3-10	30.0	9 - 11	81.8	1	4	5/1.7	21	6-0	8	9	1	42/14.0
Williams, R	1-0	22:14	4 - 8	50.0	3-6	50.0	0 - 0	0.0	1	2	3/3.0	2	1-0	1	0	0	11/11.0
Hamby, D	3-3	90:21	9 - 19	47.4	2-9	22.2	7 - 10	70.0	4	18	22/7.3	2	8-0	2	7	0	27/9.0
Plaisance, T	2-0	30:33	1 - 7	14.3	1-7	14.3	2 - 2	100	0	6	6/3.0	2	6-0	1	1	0	5/2.5
Stokes, K	3-0	46:17	2 - 3	66.7	0-1	0.0	2 - 2	100	2	11	13/4.3	1	4-0	0	1	2	6/2.0
Rupert, I	1-0	14:23	0 - 4	0.0	0-3	0.0	0 - 0	0.0	0	1	1/1.0	0	2-0	1	0	0	0/0.0
Sheppard, A	2-0	09:27	0 - 0	0.0	0-0	0.0	0 - 0	0.0	0	0	0/0.0	0	1-0	1	0	0	0/0.0
Colson, S	1-0	01:06	0 - 0	0.0	0-0	0.0	0 - 0	0.0	0	0	0/0.0	0	0-0	0	0	0	0/0.0
Bell, K	1-0	01:06	0 - 0	0.0	0-0	0.0	0 - 0	0.0	0	0	0/0.0	0	0-0	0	0	0	0/0.0
Aces	3-15	600:00	96 - 213	45.1	25-86	29.1	53 - 66	80.3	19	80	117/39	58	47-0	24	36	10	270/90.0
Sun	3-15	600:00	101 - 215	47.0	22-61	36.1	37 - 47	78.7	26	89	137/45.7	60	57-1	18	46	5	261/87.0

Sun vs. Aces, 2022 Regular Season

PLAYER	GP-GS	MIN	FGM-FGA	FG%	3-POINT		FTM-FTA	FT%	----- REBOUNDS -----				PF-DQ	STL	TO	BLK	PTS/AVG
					FGM-FGA	FG%			OFF	DEF	TOT/AVG	AST					
Bonner, D	3-3	97:53	16 - 37	43.2	5-15	33.3	15 - 19	78.9	1	13	14/4.7	6	4-0	3	2	1	52/17.3
Williams, C	3-3	88:12	22 - 50	44.0	2-10	20.0	1 - 2	50.0	2	8	10/3.3	13	6-0	4	6	1	47/15.7
Jones, J	2-2	61:58	10 - 13	76.9	5-8	62.5	3 - 4	75.0	3	17	20/10.0	2	9-1	2	3	3	28/14.0
Jones, B	3-1	78:29	16 - 30	53.3	0-1	0.0	6 - 7	85.7	10	3	13/4.3	5	9-0	2	6	0	38/12.7
Thomas, A	3-3	101:51	13 - 28	46.4	0-0	0.0	7 - 10	70.0	7	30	37/12.3	17	9-0	5	13	0	33/11.0
Hiedeman, N	3-3	83:33	12 - 30	40.0	7-18	38.9	2 - 2	100	0	5	5/1.7	13	9-0	1	6	0	33/11.0
Holmes, J	1-0	13:44	3 - 5	60.0	1-1	100	0 - 0	0.0	0	4	4/4.0	1	1-0	0	2	0	7/7.0
Carrington, D3	0-0	46:13	6 - 16	37.5	0-6	0.0	1 - 1	100	3	6	9/3.0	2	6-0	0	4	0	13/4.3
Clouden, N	2-0	07:10	2 - 3	66.7	2-2	100	0 - 0	0.0	0	1	1/0.5	0	1-0	0	1	0	6/3.0
Jones, S	1-0	03:09	0 - 1	0.0	0-0	0.0	2 - 2	100	0	0	0/0.0	0	0-0	0	0	0	2/2.0
Anderson, Y	2-0	14:15	1 - 2	50.0	0-0	0.0	0 - 0	0.0	0	1	1/0.5	1	2-0	1	2	0	2/1.0
Jones, J	1-0	03:34	0 - 0	0.0	0-0	0.0	0 - 0	0.0	0	1	1/1.0	0	1-0	0	0	0	0/0.0
Thomas, J	0-0	0	0 - 0	0.0	0-0	0.0	0 - 0	0.0	0	0	0/0.0	0	0-0	0	0	0	0/0.0
Sun	3-15	600:00	101 - 215	47.0	22-61	36.1	37 - 47	78.7	26	89	137/45.7	60	57-1	18	46	5	261/87.0
Aces	3-15	600:00	96 - 213	45.1	25-86	29.1	53 - 66	80.3	19	80	117/39	58	47-0	24	36	10	270/90.0

2023 REGULAR SEASON STATISTICS



LAS VEGAS ACES (7-0)

	-FIELD GOALS-						-3-POINT FG--			-FREE THROWS-			--REBOUNDS--												
PLAYER	G	GS	MIN	FG	FGA	PCT	FG	FGA	PCT	FT	FTA	PCT	OFF	DEF	TOT	AST	PF	DQ	STL	TO	BLK	PTS	AVG		
Young	7	7	226	55	93	.591	15	32	.469	28	36	.778	8	25	33	24	14	0	15	16	2	153	21.9		
Wilson	7	7	217	54	95	.568	0	6	.000	39	49	.796	10	52	62	15	16	0	11	10	18	147	21.0		
Plum	7	7	225	38	100	.380	8	39	.205	19	24	.792	1	15	16	32	16	0	8	11	0	103	14.7		
Gray	7	7	224	37	78	.474	11	24	.458	11	11	1.000	3	29	32	49	14	0	12	23	1	96	13.7		
Parker	7	7	157	18	52	.346	6	24	.250	15	16	.938	2	33	35	17	14	0	9	10	9	57	8.1		
Clark	7	0	145	18	36	.500	13	27	.481	6	6	1.000	4	13	17	5	16	0	3	3	3	55	7.9		
George	3	0	19	5	11	.455	2	6	.333	0	0	---	1	3	4	1	2	0	1	2	0	12	4.0		
Stokes	7	0	136	7	13	.538	1	4	.250	2	5	.400	11	34	45	4	11	0	3	5	9	17	2.4		
Bell	5	0	33	4	10	.400	2	7	.286	0	0	---	0	10	10	4	5	0	0	2	2	10	2.0		
Colson	3	0	16	1	1	1.000	0	0	---	0	0	---	0	4	4	2	3	0	1	1	1	2	0.7		
ACES	7	-	1400	237	489	.485	58	169	.343	120	147	.816	40	218	258	153	111	0	63	86	45	652	93.1		
OPPONENTS	7	-	1400	202	509	.397	58	152	.382	76	104	.731	46	198	244	134	136	0	48	98	22	538	76.9		

PLAYER	-- SINGLE-GAME HIGHS --								----- AVERAGE PER GAME -----								-CAREER HIGHS (C=SET, T=TIED THIS SEASON)-							
	MIN	REB	AST	ST	TO	BL	PTS		MIN	REB	AST	STL	TO	BLK	PTS		FG	FGA	FT	FTA	REB	AST	PTS	
Young	36	7	6	4	5	1	30		32.3	4.7	3.4	2.14	2.3	0.29	21.9		14	19	10	12	11	10	30C	
Wilson	36	13	4	3	3	4	27		31.0	8.9	2.1	1.57	1.4	2.57	21.0		16	24	14	18	16	8	39	
Plum	35	5	6	2	4	0	23		32.2	2.3	4.6	1.14	1.6	0.00	14.7		11	22	9	11	9	13	32	
Gray	37	8	10	2	6	1	19		32.1	4.6	7.0	1.71	3.3	0.14	13.7		11	21	11	11	10	14	33	
Parker	24	8	5	4	4	3	13		22.5	5.0	2.4	1.29	1.4	1.29	8.1		15	28	14	17	20	11	40	
Clark	25	5	1	1	1	1	11		20.8	2.4	0.7	0.43	0.4	0.43	7.9		9	14	8	8	10	7	23	
George	12	2	1	1	2	0	5		6.4	1.3	0.3	0.33	0.7	0.00	4.0		6	11	4	4	14	3	14	
Stokes	23	9	2	2	1	4	4		19.4	6.4	0.6	0.43	0.7	1.29	2.4		6	12	11	12	17	7	23	
Bell	15	4	1	0	2	2	4		6.6	2.0	0.8	0.00	0.4	0.40	2.0		4	6	2	2	5	2	12	
Colson	10	2	2	1	1	1	2		5.4	1.3	0.7	0.33	0.3	0.33	0.7		5	11	8	11	4	8	17	
ACES	200	50	25	16	20	8	105		200.0	36.9	21.9	9.00	12.3	6.43	93.1		43	91	42	56	56	33	118	
OPPONENTS	200	40	26	16	19	6	87		200.0	34.9	19.1	6.86	14.0	3.14	76.9		46	92	40	51	57	35	116	

CONNECTICUT SUN (6-2)

PLAYER				-FIELD GOALS-			-3-POINT FG--			-FREE THROWS-			--REBOUNDS--			PF	DQ	STL	TO	BLK	PTS	AVG	
	G	GS	MIN	FG	FGA	PCT	FG	FGA	PCT	FT	FTA	PCT	OFF	DEF	TOT								AST
Jones	8	8	246	44	81	.543	1	3	.333	30	35	.857	25	39	64	20	32	1	16	18	6	119	14.9
Bonner	8	8	238	38	108	.352	11	44	.250	30	38	.789	6	25	31	18	12	0	7	14	5	117	14.6
Thomas	8	8	297	38	88	.432	0	0	---	39	53	.736	22	70	92	53	24	0	10	24	3	115	14.4
Hayes	8	8	215	33	72	.458	12	31	.387	18	24	.750	6	23	29	21	24	0	6	11	1	96	12.0
Hiedeman	8	8	257	26	80	.325	12	41	.293	11	14	.786	2	15	17	30	21	0	8	16	0	75	9.4
Allen	8	0	113	17	40	.425	11	23	.478	3	5	.600	4	19	23	4	11	0	3	4	4	48	6.0
Carrington	6	0	59	10	25	.400	3	10	.300	4	6	.667	3	6	9	3	6	0	0	2	1	27	4.5
Harris	8	0	78	8	27	.296	4	13	.308	1	2	.500	1	6	7	6	7	0	3	9	0	21	2.6
Nelson-Ododa	8	0	78	5	10	.500	0	0	---	9	16	.562	4	13	17	2	10	0	2	6	8	19	2.4
Brown	5	0	19	0	3	.000	0	1	.000	0	0	---	2	3	5	1	5	0	0	1	0	0	0.0
Cox	1	0	0	0	0	---	0	0	---	0	0	---	0	0	0	0	0	0	0	0	0	0	0.0
SUN	8	-	1600	219	534	.410	54	166	.325	145	193	.751	75	219	294	158	152	1	55	114	28	637	79.6
OPPONENTS	8	-	1600	222	529	.420	51	176	.290	128	160	.800	70	208	278	150	167	3	52	118	33	623	77.9

PLAYER	-- SINGLE-GAME HIGHS --								----- AVERAGE PER GAME -----								-CAREER HIGHS (C=SET, T=TIED THIS SEASON)-							
	MIN	REB	AST	ST	TO	BL	PTS		MIN	REB	AST	STL	TO	BLK	PTS		FG	FGA	FT	FTA	REB	AST	PTS	
Jones	37	11	7	4	5	2	21		30.8	8.0	2.5	2.00	2.2	0.75	14.9		14	19	9	10	15	7C	34	
Bonner	32	7	5	2	4	2	22		29.7	3.9	2.2	0.88	1.8	0.62	14.6		12	28	13	14	16	8	38	
Thomas	40	17	16	3	5	2	22		37.1	11.5	6.6	1.25	3.0	0.38	14.4		12	20	10C	16C	18	16C	28	
Hayes	33	6	8	1	3	1	22		26.8	3.6	2.6	0.75	1.4	0.12	12.0		12	24	14	15	11	8T	34	
Hiedeman	37	4	7	3	3	0	19		32.1	2.1	3.8	1.00	2.0	0.00	9.4		8	17	5	6	8	9	19T	
Allen	24	6	2	1	2	1	22		14.1	2.9	0.5	0.38	0.5	0.50	6.0		11	20	5	5	9	5	28	
Carrington	19	4	1	0	1	1	11		9.8	1.5	0.5	0.00	0.3	0.17	4.5		5	12	6	6	8	4	18	
Harris	20	5	3	1	2	0	8		9.8	0.9	0.8	0.38	1.1	0.00	2.6		7	12	4	5	5C	11	18	
Nelson-Ododa	15	5	1	1	3	2	8		9.8	2.1	0.2	0.25	0.8	1.00	2.4		6	7	4	6T	10	2	12	
Brown	7	2	1	0	1	0	0		3.9	1.0	0.2	0.00	0.2	0.00	0.0		0	1C	0	0	2C	1C	0	
Cox	0	0	0	0	0	0	0		0.1	0.0	0.0	0.00	0.0	0.00	0.0		6	7	3	4	8	4	14	
SUN	200	46	27	10	19	6	89		200.0	36.8	19.8	6.88	14.2	3.50	79.6		46	96	35	47	55	30	110	
OPPONENTS	200	39	25	10	20	6	90		200.0	34.8	18.8	6.50	14.8	4.12	77.9		43	96	33	44	62	35	111	

Las Vegas Aces

MEDIA CHEAT SHEET



Kierstan Bell
G 6-1 176
FGCU 2nd Yr.



Alysha Clark
F 5-11 167
Middle Tenn. 11th Yr.



Sydney Colson
G 5-8 140
Texas A&M 9th Yr.



Cayla George
C/F 6-4 192
Australia 4th Yr.



Chelsea Gray
G 5-11 170
Duke 9th Yr.



Candace Parker
F/C 6-4 184
Tennessee 16th Yr.



Kelsey Plum
G 5-8 145
Washington 6th Yr.




Kiah Stokes
C 6-3 191
Connecticut 8th Yr.




Riquna Williams
G 5-7 165
Miami 11th Yr.



A'ja Wilson
F 6-4 195
South Carolina 6th Yr.



Jackie Young
G 6-0 165
Notre Dame 5th Yr.



Becky Hammon
Head Coach



Natalie Nakase
Assistant Coach




Tyler Marsh
Assistant Coach



Charlene Thomas-Swinson
Assistant Coach



Tera Giroux
Assistant Medical Director



Michelle Anumba
Athletic Trainer



Jeremiah Welch
Performance Coach



Lujene Clark
Massage Therapist



Kristin Moore
Equipment Manager

PRONUNCIATION GUIDE

- 1 Kierstan Bell
- 7 Alysha Clark
- 41 Kiah Stokes
- 2 Riquna Williams
- 22 A'ja Wilson

Natalie Nakase
Michelle Anumba
Tera Giroux
Lujene Clark
Tera Giroux

PRO-NUN-C-A-SHUN GUYD

KEER-stin
uh-LEE-sha
KEE-uh
rih-QWAHN-uh
A-zhuh (like the continent, Asia)

nuh-KAH-say
uh-NOOM-buh
TAIR-up guh-ROO
LOO-zhean