



## Las Vegas (0-0, 0-0) at Seattle (0-0, 0-0)

May 20, 2023—Climate Pledge Arena (Seattle, WA), 12:00 pm PT, ABC

Game #1, Road Game #1

Aces Media Relations—John Maxwell, (951) 203-3208, jmaxwell@lasvegasaces.com

Caroline Williams (725) 289-8896, cwilliams@lasvegasaces.com

### 2023 Schedule/Results

Date	Opponent	Time/Result
<b>May</b>		
20	@ Seattle (ABC)	12:00 pm
25	@ Los Angeles (CBS Sports Network)	7:00 pm
27	Los Angeles	6:00 pm
28	Minnesota (CBS Sports Network)	6:00 pm
<b>June</b>		
2	@ Atlanta (ION)	4:30 pm
4	@ Indiana (CBS Sports Network)	1:00 pm
6	@ Connecticut	4:00 pm
8	@ Connecticut (Amazon Prime)	4:00 pm
11	Chicago (ESPN3)	12:00 pm
15	Seattle (Amazon Prime)	7:00 pm
18	Minnesota	6:00 pm
21	@ Phoenix (NBA TV)	12:30 pm
24	Indiana (NBA TV)	6:00 pm
26	Indiana (CBS Sports Network)	7:00 pm
29	New York (Amazon Prime)	7:00 pm
<b>July</b>		
1	Connecticut (ABC)	12:00 pm
5	Dallas	7:00 pm
7	@ Dallas (ION)	5:00 pm
9	@ Minnesota	4:00 pm
11	Phoenix (CBS Sports Network)	7:00 pm
12	@ Los Angeles (CBS Sports Network)	7:00 pm
15	AT&T WNBA All-Star 2023	
20	@ Seattle (Amazon Prime)	7:00 pm
22	Minnesota (ESPN)	12:00 pm
25	@ Chicago (ESPN3)	4:00 pm
30	Dallas (CBS Sports Network)	3:00 pm
<b>August</b>		
1	Atlanta	7:00 pm
6	@ New York (ABC)	12:00 pm
8	@ Dallas (CBS Sports Network)	5:00 pm
11	Washington (ION)	7:00 pm
13	Atlanta (CBS Sports Network)	6:00 pm
15	Commissioner's Cup Championship	
17	New York (Amazon Prime)	7:00 pm
19	Los Angeles (ESPN2)	12:00 pm
22	@ Atlanta (CBS Sports Network)	4:00 pm
24	@ Chicago (NBA TV)	5:00 pm
26	@ Washington (NBA TV)	4:00 pm
28	@ New York (ESPN2)	4:00 pm
31	Washington (Amazon Prime)	7:00 pm
<b>September</b>		
2	Seattle (NBA TV)	6:00 pm
8	@ Phoenix (ION)	7:00 pm
10	\$ Phoenix (ESPN2)	12:00 pm

\$ To be played at T-Mobile Arena  
Commissioner's Cup Games in Blue  
All times Pacific and subject to change



Kierstan Bell  
Alysha Clark  
Sydney Colson  
Cayla George  
Kiah Stokes  
Riquna Williams

### Hole Cards

Jackie Young	F	5th Year	6-0	Notre Dame '19				
	PPG	RPG	APG	SPG	BPG	FG%	3G%	FT%
2022	15.9	4.4	3.9	1.4	0.2	.476	.431	.859
Career	11.5	4.0	3.7	1.0	0.3	.455	.373	.841
2022 Ranks	12th	---	14th	13th	---	22nd	3rd	13th
Career Notes	2022 WNBA Champ • 2022 All-Star • 2022 Most Improved Player • 2022 1st Team • 2020 U.S. Oly gold (3x3) • 2019 All-Rookie							

Candace Parker	F	16th Year	6-4	Tennessee '08				
	PPG	RPG	APG	SPG	BPG	FG%	3G%	FT%
2022	13.2	8.6	4.5	1.0	1.0	.458	.311	.816
Career	16.4	8.6	4.0	1.3	1.5	.479	.333	.765
2022 Ranks	---	3rd	11th	---	12th	---	---	24th
Career Notes	2016, 2021 WNBA Champ • 2008, 2013 WNBA MVP • 2020 Defensive PoY • 7-time All-Star • 10-time All-WNBA honoree • 2-time U.S. Olympic gold (5x5)							

A'ja Wilson	C	6th Year	6-4	South Carolina '18				
	PPG	RPG	APG	SPG	BPG	FG%	3G%	FT%
2022	19.5	9.4	2.1	1.4	1.9	.501	.373	.813
Career	19.1	8.4	2.3	1.0	1.7	.473	.376	.807
2022 Ranks	5th	2nd	---	12th	1st	12th	16th	13th
Career Notes	2022 WNBA Champ • 2020, 2022 M'VP • 4-time All-Star • 3-time All-WNBA honoree • 2018 Rookie of Year • 2020 U.S. Oly gold & 2-time WC gold (5x5)							

Kelsey Plum	G	6th Year	5-8	Washington '17				
	PPG	RPG	APG	SPG	BPG	FG%	3G%	FT%
2022	20.2	2.7	5.1	1.0	0.1	.460	.420	.839
Career	12.4	2.5	3.9	0.8	0.1	.421	.399	.876
2022 Ranks	2nd	---	9th	---	---	---	4th	17th
Career Notes	2022 WNBA Champ • 2022 All-WNBA 1st Team • 2022 All-Star MVP • 2021 6th PoY • 2020 U.S. Oly gold (3x3) • 2-time USA WC gold (5x5)							

Chelsea Gray	G	9th Year	5-11	Duke '14				
	PPG	RPG	APG	SPG	BPG	FG%	3G%	FT%
2022	13.7	3.2	6.1	1.6	0.3	.491	.340	.910
Career	11.9	3.0	4.7	1.1	0.2	.461	.378	.863
2022 Ranks	21st	---	4th	4th	---	17th	---	4th
Career Notes	2016, 2022 WNBA Champ • 2022 Finals MVP • 4-time All-Star • 2017, 2019 All-W Tms (2nd, 1st) • 2020 U.S. Oly gold (5x5), 2022 USA WC gold (5x5)							

### The Turn

Kierstan Bell	G	2nd Year	6-1	FGCU '22	1.3 ppg, 0.9 rpg
Alysha Clark	F	10th Year	5-11	Middle Tennessee	8.0 ppg, 4.5 rpg, 2.0 apg.
Sydney Colson	G	9th Year	5-8	Texas A&M '11	1.6 ppg, 1.0 apg
Cayla George	C	4th Year	6-4	Australia	DNP in 2022
Kiah Stokes	C	9th Year	6-3	Connecticut '15	2.3 ppg, 4.4 rpg,
Riquna Williams	G	11th Year	5-7	Miami '12	6.7 ppg, 36.6 3G%



# CONGRATULATIONS

*If you are reading this, it means that you have made the wise decision to cover a WNBA game featuring the World Champion Las Vegas Aces. Odds are, you a member of one of the most prestigious media outlets in the nation, and a talented print, radio or television personality.*

*Regardless of how these Game Notes came into your possession, welcome to year 6 of the Las Vegas Aces—our first as the defending WNBA Champs.*

These Game Notes are designed to simplify your coverage of the Aces, but in a society that now likes to communicate in ~~140 280-~~ characters or less, 30-second Tik Tok videos, even a modest-sized set of Game Notes like this one can be intimidating.

Over the next 2 pages, we will walk you through the complexities of this document to further enhance your ability to cover the most entertaining team in the WNBA.

So let's get started. These notes are divided into 3 primary sections: Season Notes, Individual Player Profiles and Statistics.

## **Statistics**

Let's take these items in reverse order. If all you need are our season statistics, just flip to the end of these notes. Both team's stats are always located on the second to last page.

There is also a separate statistical packet in a different document with more detailed information about both teams.

The back page is the Media Cheat Sheet roster, complete with head shots to help you quickly identify our players.

What about box scores? Some folks like to see the box score from the previous game in Game Notes, while some folks like to peruse all of that season's box scores. Some like to see the box scores from previous meetings between the two teams playing today.

Given all these possibilities, we have decided not to include any box scores ~~because we are lazy~~ in an effort to rid the planet of unnecessary paper waste. All Aces box scores are located on line.

### Individual Player Profiles

Each player on the roster has at least one page of info in this document.

*Included in these are ...*

- Notes from the 2023 season
- Notes from previous seasons
- Streaks that paint a statistical picture of the player's most recent efforts.
- Single-season and career highs.
- Career Stats

Additional information is available on each player's online biography, but these should give you what you need to cover the game.

### Season Notes

This area is divided into 3 primary sections.

As the season progresses, the first notes will be super specific to this year's team and players, and should tell the story of the season, essentially answering the question, "Why do the Aces have the record they have?"

The second section contains interesting milestones or tidbits about this year's team or individuals.

The third section includes information from recent seasons that might (in theory) still have relevance to this year's team.

### Today's Opponent

These pages let you know how the Aces have performed historically against today's opponent.

### Additional Information

Also included in these notes are an Aces' roster, and Pronunciation Guide (page 4).

### Frequently Asked Question

"I have found several typos in this document. Would you like to know about them?"

Yes, we would, but you should know that there are many people in the world who are not happy unless they find fault in the work of others. In an effort to boost their self-confidence, we have intentionally sprinkled several typos in this document to assist them, so we may already be aware of the typos of which you speak.

### Epilogue

If you have any additional questions, please don't hesitate to reach out to the following people:

Director of Media Relations John Maxwell  
(951) 203-3208  
[jmaxwell@lasvegasaces.com](mailto:jmaxwell@lasvegasaces.com)

Assistant Director of Media Relations  
Caroline Williams  
(725) 289-8896  
[cwilliams@lasvegasaces.com](mailto:cwilliams@lasvegasaces.com)

Thanks again for your interest in covering the Las Vegas Aces.



## Alphabetical

##	NAME	POS	HGT	WGT	DATE OF BIRTH	EXP	COLLEGE	HOMETOWN
1	Kierstan Bell	F	6-1	176	March 16, 2000	1	FGCU	Alliance, OH
7	Alysha Clark	F	5-11	167	July 7, 1987	10	Middle Tennessee	Denver, CO
51	Sydney Colson	G	5-8	140	August 6, 1989	8	Texas A&M	Houston, TX
13	Cayla George	C/F	6-4	192	May 1, 1989	3	Australia	Queensland, Australia
12	Chelsea Gray	G	5-11	170	October 8, 1992	8	Duke	Hayward, CA
3	Candace Parker	F	6-4	184	April 19, 1986	15	Tennessee	Naperville, IL
10	Kelsey Plum	G	5-8	145	August 24, 1994	5	Washington	San Diego, CA
41	Kiah Stokes	C	6-3	191	March 30, 1993	7	Connecticut	Cedar Rapids, IA
2	Riquna Williams	G	5-7	165	May 28, 1990	10	Miami	Pahokee, FL
22	A'ja Wilson	C	6-4	195	August 8, 1996	5	South Carolina	Hopkins, SC
0	Jackie Young	G	6-0	165	September 16, 1997	4	Notre Dame	Princeton, IN

### Head Coach

### First Assistant Coach

### Assistant Coach/Head of Player Development

### Assistant Coach

### Medical Director

### Assistant Medical Director

### Physical Therapist/Athletic Trainer

### Performance Coach

### Massage Therapist

Becky Hammon (Colorado State '99)

Natalie Nakase (UCLA '03)

Tyler Marsh (Birmingham-Southern College '11)

Charlene Thomas-Swinsont (Auburn '87)

Laura Ramus

Tera Giroux

Michelle Anumba

Jeremiah Welch

Lujene Clark

## Numerical

##	NAME	POS	HGT	WGT	DATE OF BIRTH	EXP	COLLEGE	HOMETOWN
0	Jackie Young	G	6-0	165	September 16, 1997	4	Notre Dame	Princeton, IN
1	Kierstan Bell	F	6-1	176	March 16, 2000	1	FGCU	Alliance, OH
2	Riquna Williams	G	5-7	165	May 28, 1990	10	Miami	Pahokee, FL
3	Candace Parker	F	6-4	184	April 19, 1986	15	Tennessee	Naperville, IL
7	Alysha Clark	F	5-11	167	July 7, 1987	10	Middle Tennessee	Denver, CO
10	Kelsey Plum	G	5-8	145	August 24, 1994	5	Washington	San Diego, CA
12	Chelsea Gray	G	5-11	170	October 8, 1992	8	Duke	Hayward, CA
13	Cayla George	C/F	6-4	192	May 1, 1989	3	Australia	Queensland, Australia
22	A'ja Wilson	C	6-4	195	August 8, 1996	5	South Carolina	Hopkins, SC
41	Kiah Stokes	C	6-3	191	March 30, 1993	7	Connecticut	Cedar Rapids, IA
51	Sydney Colson	G	5-8	140	August 6, 1989	8	Texas A&M	Houston, TX

### PRONUNCIATION GUIDE

1	Kierstan Bell
7	Alysha Clark
41	Kiah Stokes
2	Riquna Williams
22	A'ja Wilson

### PRO-NUN-C-A-SHUN GUYD

KEER-stin
Uh-LEE-sha
KEE-uh
rih-QWAHN-uh
A-zhuh (like the continent, Asia)

Natalie Nakase  
Michelle Anumba  
Tera Giroux  
Lujene Clark

nuh-KAH-say  
uh-NOOM-buh  
TAIR-uh guh-ROO  
LOO-zhean

## FEELING RANK (2022)

	PPG	RPG	APG	SPG	BPG	MPG	FG%	3G%	FT%
Chelsea Gray	21st	---	4th	4th	---	22nd	17th	---	4th
Candace Parker	---	3rd	11th	---	12th	---	---	---	24th
Kelsey Plum	2nd	---	9th	---	---	5th	---	4th	17th
Kiah Stokes	---	---	---	---	18th	---	---	---	---
Riquna Williams	---	---	---	---	---	---	---	21st	---
A'ja Wilson	5th	2nd	---	12th	1st	19th	12th	16th	---
Jackie Young	12th	---	14th	13th	---	3rd	22nd	3rd	13th

## HELLO ... MY NAME IS ...

There are three new faces on the Aces in 2023 — a trio of free agents the team signed during the offseason.

Two-time WNBA Champion and two-time MVP Candace Parker was the biggest name acquisition for the team as she looks to become the first player to win a title with three different franchises.

Two-time WNBA Champion and two-time All-Defensive Team honoree (2020 1st, 2019 2nd) Alysha Clark also signed with the Aces during the offseason, as did four-time WNBL Champion Cayla George, who was a member of the 2020 Australia Olympic Team and earned one silver (2018) and two bronze medals (2014, 2022) playing for her country over the past three FIBA World Cups.

## ALL ABOUT THAT PACE

The Aces have played at one of the fastest paces in the league since moving to Las Vegas as measured by possessions per 40 minutes.

	2018	2019	2020	2021	2022	2023
Pos/40	82.4	82.3	82.6	82.5	82.2	?
Rank	1st	2nd	1st	1st	1st	?

## GOLDEN STARTERS

We believe that the Aces are just the second WNBA team to feature a starting lineup with five Olympic gold medalists. Chelsea Gray, Candace Parker and A'ja Wilson earned their golds playing traditional 5x5 basketball, while Kelsey Plum and Jackie Young made up half of the 2020 U.S. Olympic 3x3 Team. The 2015 Minnesota Lynx started Olympic gold medalists Seimone Augustus, Sylvia Fowles, Asjha Jones, Maya Moore and Lindsay Whalen.

## JUST WIN BABY!

The Aces have won more regular season games than any other WNBA team from the start of the 2019 season through the 2022 season.

Team	Wins
Las Vegas	89
Connecticut	84
Seattle	79

Las Vegas has also averaged the most points per game over that same four-year span ...

Team	PPG
Las Vegas	87.6
Chicago	85.1
Washington	82.6

... has the 2nd highest field goal percentage ...

Team	FG%
Chicago	46.33
Las Vegas	45.67
Minnesota	45.35

... and the highest three-point field goal percentage ...

Team	3G%
Las Vegas	36.6
Seattle	36.5
Minnesota	34.9

## BE ... AGGRESSIVE. B. E. AGGRESSIVE

Since moving to Las Vegas, the Aces have worn out a path to the free throw line, finishing 1st in the league in free throw attempts 3 times.

	2018	2019	2020	2021	2022	2023
FTA/G	23.5	21.5	23.4	22.1	19.8	?
Rank	2nd	1st	1st	1st	3rd	?





## LOW ON RESERVES

Las Vegas' bench averaged a league record 35.0 points per game in 2020. Only 7 other teams in WNBA history have averaged more than 30 points per game from their reserves.

Two years later, in the Aces' championship season, the bench averaged 12.9 points—12th in the league.

## STARTER KIT

The flip side of the bench coin is that the Aces starters set a WNBA record in 2022 by scoring more points than any starting five in league history.

Team	Year	PPG
Las Vegas	2022	77.5
Phoenix	2007	75.1
Phoenix	2018	71.9
Phoenix	2010	71.9
Phoenix	2008	71.9

## SLIDE OVER COACH

Entering 2022, Becky Hammon owned 5 of the top 6 slots on the Aces franchise leader board for made 3s in a season. Kelsey Plum topped that mark in the 26th game of the year last season.

Player	Year	Team	3Gs
Kelsey Plum	2022	LV	113
Becky Hammon	2012	SA	80
Becky Hammon	2008	SA	77
Becky Hammon	2009	SA	76
Becky Hammon	2011	SA	75
Shanna Zolman	2007	SA	74
Becky Hammon	2007	SA	74

## IF A T(H)REE FALLS IN THE WOODS ...

Although the Aces have been one of the best 3-point shooting teams over the past 5 years, it wasn't always a big part of their arsenal. In 2022, the Aces utilized the 3-pointer to a much greater degree.

	2018	2019	2020	2021	2022	2023
3G%	34.6	36.7	36.6	37.5	36.1	?
Rank	7th	1st	4th	2nd	2nd	?

	2018	2019	2020	2021	2022	2023
3GA/G	10.9	15.0	11.5	13.5	26.4	?
Rank	12th	12th	12th	12th	3rd	?

## ONE GOOD TURNOVER DESERVES ANOTHER

The Aces have taken care of the basketball better than anybody in the WNBA over the last 3 seasons. Over the past 2 years, they have taking better care of it than anybody in WNBA history.

## Turnover Percentage Rank

	2020	2021	2022	2023
Las Vegas	15.2	14.1	14.1	?
Rank	1st	1st	1st	?

## All-Time Turnover Percentage Leaders

Team	Year	TO%
Las Vegas	2021	14.1
Las Vegas	2022	14.1
Atlanta	2021	14.8
Washington	2019	14.9

## POINT GAWD OR SHOOTING GAWD?

The Aces dropped 5 of 7 games heading into the All-Star Break in 2022, but Chelsea Gray helped them go 11-3 down the stretch and win the WNBA Championship thanks to her shooting as much as her passing.

	PPG	FG%	3G%
Pre-Break	12.4	.455	.291
Post-Break	15.8	.543	.400
August	20.7	.590	.435
Playoffs	21.7	.611	.544

## R-E, R-E-B, R-E-B-O-U-N-D, RE-BOUND

Over the past 4 seasons, the Aces recorded the 4 highest defensive rebounds per game averages in WNBA history.

Year	Team	DRPG
2021	Las Vegas	31.28
2019	Las Vegas	29.62
2020	Las Vegas	29.27
2022	Las Vegas	28.42
2021	Seattle	28.41

**FUN FACT:** The Aces set the WNBA record for most defensive rebounds in a regulation game with 43 at Los Angeles on July 1, 2022.

## THAT'S OFFENSIVE

The Aces have had one of the best offenses in the league since making the move to Las Vegas. In 2020 they ranked 2nd in the WNBA in Offensive Efficiency, and in each of the past two years they finished 1st.

Year	OER	Rank
2018	102.0	6th out of 12
2019	99.1	5th out of 12
2020	107.3	2nd out of 12
2021	107.1	1st out of 12
2022	109.6	1st out of 12
2023	?	

## PLUM 3s

Last year, Kelsey Plum poured in 113 3s in 36 games, becoming the 2nd player in W history to make 100 or more 3s in a season (Diana Taurasi, 121 in 2006; 106 in 2018).

Player	Year	3P per Game
Diana Taurasi	2006	3.559
Diana Taurasi	2018	3.212
Diana Taurasi	2020	3.211
Kelsey Plum	2022	3.139
Diana Taurasi	2017	3.097

## A'JA WILSON, FUTURE ACES GM

A'ja Wilson broke the franchise record for most double-doubles in a career in the final game of the 2022 season.

Player	2B-2B
A'ja Wilson	54
Natalie Williams	53
Margo Dydek	41

Since being drafted in 2018, Wilson has the second most double-doubles in the league, just ahead of newly-minted teammate Candace Parker.

Player	DUB-DUB
Sylvia Fowles	66
A'ja Wilson	54
Candace Parker	47
Jonquel Jones	46

## ALL RIGHT NOW

A'ja Wilson has made a living at the free throw line, leading the league in attempts in each of her first 3 seasons in the league, while finishing 2nd in 2021 and 3rd in 2022.

	2018	2019	2020	2021	2022	2023
FTA/G	7.5	5.5	6.8	6.2	5.2	?
Rank	1st	1st	1st	2nd	3rd	?

Since the start of the 2018 season, Wilson has taken more than 250 more free throws than her nearest competitor.

Player	FTAs
A'ja Wilson	923
DeWanna Bonner	669
Skyler Diggins-Smith	638
Breanna Stewart	629



GONE STREAKING -- TO END THE 2022 REGULAR SEASON

**Kierstan Bell**—Did not score in her last 4 games of the season after scoring 13 points in her previous 6 games.

**Sydney Colson**—DNP last 5 of 6 games of the 2022 season after playing in each of previous 5.

**Kelsey Plum**—Made at least 2 3s in 33 of 36 games in 2022 ... Made at least 1 3-pointer in 43 straight regular season games (42.0%) which is the 4th longest streak in WNBA history ... Made 11 of her last 22 3s after making 8 of her previous 27 ... Averaging 23.3 points over her last 3 games after averaging 15.3 points over her previous 3 games.

**Kiah Stokes**—Scored 9 points in each of her final 2 games after being held scoreless in her two prior games since moving into the starting lineup ... Averaged 6.5 rebounds since moving into the starting lineup on August 7 ... Made 7 of her last 9 shots including 2-of-3 from 3-point range, after making 1 of her previous 6 shots and 1 of her last 8 3s.

**Riquna Williams**—Avearaged 11.5 points over her last 2 games after not scoring in double figures since July 17 ... Made 8 of her last 16 3s over 4 games after missing her previous 7 ... Missed 15 of the team's first 17 games with an injury (foot).

**A'ja Wilson**—Recorded a double-double in 30 of her last 55 regular season games (19.0 ppg, 9.7 rpg over that time) ... Went 9 for 14 from the field vs. Seattle on Aug. 14 after making 11 of her previous 30 ... Has at least 1 steal in 20 straight games which is the 2nd longest active streak in the W (1.95 spg).

**Jackie Young**—Was under the weather vs. Seattle on Aug. 14 and scored 2 points after scoring in double figures in each of her previous 11 games (15.6 ppg) ... Had her streak of making at least 1 3-pointer in 11 straight games (19 for 45) snapped vs. Seattle on Aug. 14 ... Was 26 for her last 57 from the field over 4 games after making 8 of her previous 25 ... DNP on 6/5 and 6/11 (ankle).

**Aces Offense**—Was 34 for 75 (.453) from 3 over its last 3 games after making 30.8 percent over the previous 9 games ... Avraged 96.0 points over its last 3 games after averaging 76.5 over its previous 2.

BOARD ALLERGIES

Offensive Rebound Percentages have been declining for years now as teams have relied more and more on the 3-pointer shot as a weapon.

From 1997-2003, no team grabbed fewer than 30 percent of available offensive rebounds.

From 2004-09, 7 teams grabbed fewer than 30%.

In 2022, 7 teams finished below 30%, including the Aces, whose percecntage was the fourth lowest in WNBA history.

Team	Year	ORPct
Los Angeles	2021	23.3
Seattle	2015	23.5
New York	2021	24.1
Las Vegas	2022	24.5

PLUM OUT OF PLUM PUNS

Kelsey Plum didn't just lead the Aces in scoring last year. She took a run at the franchise record for scoring average in a season.

Player	Year	PPG
A'ja Wilson	2018	20.67
A'ja Wilson	2020	20.46
Kelsey Plum	2022	20.17
Becky Hammon	2009	19.48
Becky Hammon	2007	18.82



## 6.06 SHADES OF GRAY

Chelsea Gray recorded the 2nd greatest passing season in franchise history in 2021, and took a run at the top assists averaged mark again in 2022.

Player	Year	APG
Danielle Robinson	2013	6.72
Chelsea Gray	2022	6.06
Chelsea Gray	2021	5.91
Becky Hammon	2011	5.82

While she didn't break the most assists averaged record, Gray did break the franchise record for total assists in a season last year.

Chelsea Gray	2022	212
Becky Hammon	2011	192
Kelsey Plum	2022	184
Chelsea Gray	2021	181
Becky Hammon	2012	176

## CENTURY 2022

The Aces scored 100 or more points in 7 games in 2021 and 2022. The WNBA record for most times crossing the century mark in a season is 10 by the 2010 Phoenix Mercury.

Year	Team	100+ Point Games
2010	Phoenix	10
2007	Phoenix	7
2009	Phoenix	7
2021	Las Vegas	7
2022	Las Vegas	7

That Mercury team also holds the league record for scoring average in a season.

Year	Team	PPG
2010	Phoenix	93.882
2009	Phoenix	92.824
2022	Las Vegas	90.444
2019	Washington	89.265
2021	Las Vegas	89.250

## CHICKEN DINNER SHORTAGE

San Antonio had a rough go of it over its 15 years in the W. Although the Stars made 7 trips to the postseason, they boasted just 4 winning seasons after relocating from Utah.

Year	W	L	Postseason
2003	12	22	-
2004	9	25	-
2005	7	27	-
2006	13	21	-
2007	20	14	2-3
2008	24	10	4-5
2009	15	19	1-2
2010	14	20	0-2
2011	18	16	1-2
2012	21	13	0-2
2013	12	22	-
2014	16	18	0-2
2015	8	26	-
2016	7	27	-
2017	8	26	-
Totals	204	306	8-18
2018	14	20	-
2019	21	13	2-3
2020	18	4	3-5
2021	24	8	2-3
2022	26	10	8-2
Totals	103	55	15-13

## CJACKSON EIGHT

A'ja Wilson scored 20 or more points in 8 straight games in 2022, breaking the franchise mark originally set by head coach Becky Hammon.

Player	Gms	Dates
A'ja Wilson	8	July 2022
Becky Hammon	6	July-Aug. 2009
Sophia Young-Malcolm	5	June-July 2008
A'ja Wilson	5	May-June 2018
Kelsey Plum	5	June 2022



ALL SHE DOES IS WIN, WIN, WIN

When Jackie Young turned 25 last September 16, she had 87 regular season wins to her credit—one off the record for most wins prior to turning 25 held by Minnesota Lynx legend Maya Moore (88).

Mwadi Mabika holds the league mark for wins through her 26th birthday with 112. Las Vegas will need to win 26 games in which Young plays this season for her to top Mabika’s mark.

Most Wins By Age 26

Player	Wins
Mwadi Mabika	112
Maya More	107
Lauren Jackson	99
--	
Jackie Young	87

AGE IS ONLY A NUMBER

When Candace Parker suits up for the Aces in the team’s season opener she will become the 6th-oldest player in franchise history to see action in a regular season game.

Player	Years, Days	Date
Tully Bevilaqua	40y, 66d	Sep. 23, 2012
DeLisha Milton-Jones	38y, 311d	July 19, 2013
Adrienne Goodson	37y, 334d	Sep. 17, 2004
Becky Hammon	37y, 159d	Aug. 17, 2014
Vickie Johnson	37y, 150d	Sep. 12, 2009
Candace Parker	37y, 30d	May 20, 2023

AGE IS ONLY A NUMBER, PART 2

Last season, the average weighted age of the Aces was 26.89 years, making them the 4th youngest team in the league. It also marked the first time since the 2009 Phoenix Mercury that a league champion was below the league average in weighted age.

Name: \_\_\_\_\_ Date: \_\_\_\_\_

## STATE CAPITALS

### Across

1. Montgomery
3. Charleston
6. Juneau
7. Bismark
12. Indianapolis
13. Jefferson City
14. Topeka
16. Honolulu
18. Salem
22. Boston
25. Denver
27. Helena
28. Salt Lake City
30. Raleigh
32. Santa Fe
35. Trenton
37. Carson City
40. Providence
42. Atlanta
43. Montpelier
44. Annapolis
45. Baton Rouge
46. Des Moines
47. Harrisburg

### Down

1. Little Rock
2. Jackson
4. Austin
5. Lincoln
6. Phoenix
8. Nashville
9. Cheyenne
10. Oklahoma City
11. Lansing
15. Columbia
17. Madison
19. Concord
20. Columbus
21. Frankfort
23. Pierre
24. Tallahassee
26. Olympia
29. Hartford
31. Albany
33. St. Paul

34. Boise

36. Sacramento

38. Springfield

39. Richmond

41. Dover

44. Augusta

© 2022 puzzles-to-print.com



# ACES' ALL-TIME RESULTS VS. STORM



## Regular Season History

Overall	40-43
Home	25-15
Road	15-28
Overtime	1-1

## Playoff History

Overall	3-4
Home	1-3
Road	2-1
Overtime	1-0
Series	1-1

## Streaks (incl playoffs)

Overall	W 3
Home	W 1
Road	W 3

Date	H/A	Opponent	W/L	LV	SEA
June 18, 2000	@	Seattle	W 1	56	53
June 20, 2000		Seattle	W 2	66	63
July 1, 2000	@	Seattle	W 3	81	60
June 9, 2001		Seattle	L 1	65	73
June 25, 2001		Seattle	L 2	47	65
August 3, 2001	@	Seattle	W 1	64	41
June 9, 2002	@	Seattle	W 2	71	68
June 15, 2002		Seattle	W 3	61	54
August 11, 2002	@	Seattle	L 1	57	74
May 24, 2003		Seattle	W 1	65	56
June 22, 2003	@	Seattle	L 1	53	93
August 12, 2003	@	Seattle	W 1	69	52
August 20, 2003		Seattle	W 2	78	70
June 19, 2004		Seattle	L 1	61	74
July 1, 2004	@	Seattle	L 2	52	76
July 12, 2004	@	Seattle	L 3	59	75
May 29, 2005	@	Seattle	L 4	51	79
June 30, 2005		Seattle	W 1	81	69
July 15, 2005	@	Seattle	L 1	70	92
August 23, 2005		Seattle	L 2	51	78
June 4, 2006	@	Seattle	W 1	89	87
June 23, 2006	@	Seattle	L 1	57	87
August 10, 2006		Seattle	W 1	75	65
May 25, 2007		Seattle	W 2	82	71
June 2, 2007	@	Seattle	W 3	78	68
July 7, 2007		Seattle	W 4	80	73
July 29, 2007	@	Seattle	W 5	92	88
May 24, 2008		Seattle	W 6	87	72
May 30, 2008	@	Seattle	L 1	57	78
June 13, 2008		Seattle	W 1	74	69
July 7, 2009	@	Seattle	L 1	53	66
July 28, 2009		Seattle	W 1	74	71
August 1, 2009	@	Seattle	L 1 (OT)	82	85
Sept. 12, 2009		Seattle	L 2	55	64
May 30, 2010		Seattle	L 3	56	84
June 20, 2010	@	Seattle	L 4	61	82
June 29, 2010	@	Seattle	L 5	72	86
July 20, 2010		Seattle	L 6	74	80

Date	H/A	Opponent	W/L	LV	SEA
July 14, 2011		Seattle	W 1	69	66
July 21, 2011	@	Seattle	L 1	55	73
August 2, 2011	@	Seattle	L 2	64	78
August 23, 2011	@	Seattle	L 3	55	63
Sept. 3, 2011		Seattle	L 4	60	70
June 9, 2012		Seattle	W 1	80	67
June 22, 2012	@	Seattle	L 1	76	82
Sept. 14, 2012		Seattle	W 1	90	66
Sept. 21, 2012	@	Seattle	L 1	75	84
June 21, 2013		Seattle	L 2	86	91
August 9, 2013	@	Seattle	W 1	77	56
August 11, 2013	@	Seattle	L 1	63	69
August 25, 2013		Seattle	W 1	70	64
August 27, 2013		Seattle	L 1	71	72
June 13, 2014		Seattle	L 2	72	79
June 19, 2014	@	Seattle	W 1	87	82
July 11, 2014		Seattle	L 1	67	88
August 3, 2014	@	Seattle	L 2	65	71
June 27, 2015		Seattle	W 1	73	71
August 8, 2015		Seattle	W 2	88	81
August 16, 2015	@	Seattle	L 1	63	72
August 28, 2015	@	Seattle	L 2	69	83
Sept. 13, 2015	@	Seattle	W 1	59	58
June 14, 2016		Seattle	W 2	77	40
July 8, 2016	@	Seattle	L 1	68	78
July 20, 2016	@	Seattle	L 2	69	83
June 6, 2017		Seattle	L 3	76	85
June 18, 2017	@	Seattle	L 4	57	75
August 5, 2017		Seattle	W 1 (OT)	87	80
August 18, 2017	@	Seattle	L 1	78	79
May 27, 2018		Seattle	L 2	98	105
May 31, 2018	@	Seattle	L 3	74	101
June 19, 2018	@	Seattle	W 1	89	77
June 25, 2019		Seattle	W 2	60	56
July 19, 2019	@	Seattle	L 1	66	69
July 23, 2019		Seattle	W 1	79	62

## ACES' ALL-TIME RESULTS VS. STORM



Date	H/A	Opponent	W/L	LV	SEA
August 22, 2020		Seattle	W 2	82	74
Sept. 13, 2020	@	Seattle	W 3	86	84
October 2, 2020		Seattle	L 1	80	93
October 4, 2020		Seattle	L 2	91	104
October 6, 2020	@	Seattle	L 3	59	92
May 15, 2021	@	Seattle	L 4	83	97
May 18, 2021	@	Seattle	W 1	96	80
June 27, 2021		Seattle	W 2	95	92
May 8, 2022		Seattle	W 3	85	74
June 29, 2022	@	Seattle	L 1	78	88
August 7, 2022	@	Seattle	W 1	89	81
August 14, 2022		Seattle	W 2	109	100
August 28, 2022		Seattle	L 1	73	76
August 31, 2022		Seattle	W 1	78	73
Sept. 4, 2022	@	Seattle	W 2 (OT)	110	98
Sept. 6, 2022	@	Seattle	W 3	97	92
May 20, 2023	@	Seattle			
June 15, 2023		Seattle			
July 20, 2023	@	Seattle			
Sept. 2, 2023		Seattle			





Las Vegas Aces President Nikki Fargas announced on December 31, 2021 that the team hired San Antonio Spurs assistant, and 6-time WNBA All-Star Becky Hammon as the team's head coach. Hammon rewarded the Aces less than nine months later with the franchise's first WNBA Championship.

The seeds for Hammon's hiring were originally sewn when the Aces retired her jersey on September 13, 2021. That ceremony served as the culmination of the franchise's 25th anniversary alumni initiative, which saw the Aces embrace their Utah and San Antonio roots, and celebrate the players who helped build the franchise and the league from the ground up. Las Vegas owner Mark Davis spent time with Hammon and her family that week, and walked away understandably impressed.

Hammon played 16 seasons in the WNBA, including her final eight in San Antonio, where she led the franchise to its first finals appearance in 2008.

On August 5, 2014, Spurs head coach Gregg Popovich hired Hammon as a full-time assistant making her the first woman in NBA history to hold that position.

Since that time, Hammon has continued to accumulate coaching 'firsts' in the NBA. On July 3, 2015, she became the first woman to serve as head coach in the NBA's Summer League where she led the Spurs to the league title.

Less than a year later, Hammon became the first woman to be part of an All-Star coaching staff, and on December 30, 2020, following Popovich's ejection in San Antonio's game against Los Angeles, Hammon took over on the bench, becoming the first woman acting head coach in the history of the NBA.

A member of the league's 15th, 20th and 25th anniversary teams, Hammon went undrafted in 1999 following her All-American career at Colorado State. She signed with New York as a free agent that same year, helping the team to WNBA Finals appearances in three of her first four years in the Big Apple.

The Rapid City, SD native earned her first All-Star nod in 2003, and represented New York on the Eastern Conference squad in 2005 and 2006 as well.



Following the 2006 season, New York traded Hammon to San Antonio. In her first year in silver and black, she posted what were then career highs in scoring (18.8 ppg), and assists (5.0) while earning another trip to the WNBA All-Star Game. As a team, the Silver Stars made their first appearance in the postseason since 2002, falling to Phoenix in the Western Conference Finals.

In 2008, Hammon led San Antonio to its first trip to the WNBA Finals where they fell to Detroit. The Silver Stars made the playoffs in each of her seven full seasons with the team, and Hammon once again was named to the All-Star team in 2009 and 2011.

She retired as the franchise leader in assists per game (5.1) and scoring average (15.6), and the WNBA leader in career free throw percentage (89.7).

Hammon, who will be inducted into the Naismith Memorial Hall of Fame this year, was inducted into the Colorado Sports Hall of Fame in 2015 and the San Antonio Sports Hall of Fame in 2018.

# HEAD COACH BECKY HAMMON



<b>Colorado State (1995-99)</b>		<b>WNBA (1999-2014)</b>	
All-American	1997, 1998, 1999	New York Liberty	1999-2006
NCAA Sweet Sixteen	1999	San Antonio Stars	2007-14
NCAA Second Round	1996, 1998		
WAC Mountain Division Player of the Year	1997-98, 1998-99	All-Star	2003, 2005-07, 2009, 2011
WAC Pacific Division Player of the Year	1996-97	All-WNBA First Team	2007, 2009
WAC Tournament MVP	1996	All-WNBA Second Team	2005, 2008
WAC Freshman of the Year	1995-96	WNBA Assists Leader	2007
WAC All-Time Leading Scorer	2,740 points, 1995-99	WNBA 15th Anniversary Team	2011
WAC Single-Season Scoring Leader	824 points, 1998-99	WNBA 20th Anniversary Team	2016
WAC Single-Season Made 3-Pointers Leader	114, 1998-99	WNBA 25th Anniversary Team	2021
No. 25 Retired by Colorado State	January 22, 2005	WNBA Finals	1999, 2000, 2002, 2008
<b>Coaching Career (2014-present)</b>		No. 25 Retired by San Antonio	June 25, 2016
San Antonio Spurs Assistant (NBA)	2014-22	No. 25 Retired by Las Vegas	September 13, 2021
Las Vegas Aces (WNBA)	2022-present		
<b>WNBA Champion</b>		<b>Halls of Fame</b>	
Coach of the Year	2022	Naismith Memorial Basketball Hall of Fame	2023
Coach of the Month	May, 2022	San Antonio Sports Hall of Fame	2018
		Colorado Sports Hall of Fame	2015

## WNBA HEAD COACH RECORD


TEAM	YEAR	REG W-L	PCT	CON FIN	POST W-L	PCT	NOTES
Las Vegas Aces	2022	26-10	.722	1st	8-2	.800	WNBA Champion, Commissioner's Cup Champion
Las Vegas Aces	2023						
<b>Totals</b>							

## NBA ASSISTANT COACH RECORD

TEAM	YEAR	REG W-L	PCT	CON FIN	POST W-L	PCT	NOTES
San Antonio Spurs	2014-15	55-27	.671	6th	3-4	.429	Western Conference First Round
San Antonio Spurs	2015-16	67-15	.817	2nd	6-4	.600	Western Conference Semifinals
San Antonio Spurs	2016-17	61-21	.744	2nd	8-8	.500	Western Conference Finals
San Antonio Spurs	2017-18	47-35	.573	7th	1-4	.250	Western Conference First Round
San Antonio Spurs	2018-19	48-34	.585	7th	3-4	.429	Western Conference First Round
San Antonio Spurs	2019-20	32-39	.451	11th	-	.-	-
San Antonio Spurs	2020-21	33-39	.458	10th	-	.-	-
San Antonio Spurs	2021-22	34-48	.415	10th	-	.-	-
<b>Totals</b>	<b>8 Years</b>	<b>377-258</b>	<b>.594</b>		<b>21-24</b>	<b>.467</b>	

## WNBA STATISTICS

Year	Tm	G	GS	MP	FG	FGA	FG%	3P	3PA	3P%	2P	2PA	2P%	eFG%	FT	FTA	FT%	OR	DR	REB	RPG	A	S	B	TO	PF	PTS	PPG
1999	NYL	30	0	202	27	64	.422	11	38	.289	16	26	.615	.508	15	17	.882	2	17	19	0.6	17	6	0	24	27	80	2.7
2000	NYL	32	16	835	119	252	.472	52	141	.369	67	111	.604	.575	61	69	.884	19	45	64	2.0	58	29	1	62	55	351	11.0
2001	NYL	32	0	619	90	197	.457	42	111	.378	48	86	.558	.563	40	51	.784	10	42	52	1.6	51	27	1	48	46	262	8.2
2002	NYL	32	1	659	87	197	.442	44	114	.386	43	83	.518	.553	38	56	.679	18	50	68	2.1	54	25	0	55	49	256	8.0
2003	NYL	11	2	257	50	87	.575	23	49	.469	27	38	.711	.707	39	41	.951	1	20	21	1.9	18	10	1	27	13	162	14.7
2004	NYL	34	34	1130	153	354	.432	57	170	.335	96	184	.522	.513	97	116	.836	17	101	118	3.5	150	58	2	118	73	460	13.5
2005	NYL	34	34	1165	145	336	.432	65	178	.365	80	158	.506	.528	118	131	.901	20	94	114	3.4	146	60	2	107	77	473	13.9
2006	NYL	22	20	674	107	252	.425	37	108	.343	70	144	.486	.498	72	75	.960	6	60	66	3.0	81	29	3	65	46	323	14.7
2007	SAS	28	27	934	179	402	.445	74	183	.404	105	219	.479	.537	95	102	.931	8	69	77	2.8	140	23	5	114	51	527	18.8
2008	SAS	33	33	1101	171	438	.390	77	220	.350	94	218	.431	.478	163	174	.937	13	78	91	2.8	161	43	7	104	60	582	17.6
2009	SAS	31	31	1049	200	447	.447	76	206	.369	124	241	.515	.532	128	142	.901	25	78	103	3.3	156	49	12	111	54	604	19.5
2010	SAS	32	32	1075	159	360	.442	69	177	.390	90	183	.492	.538	97	101	.960	16	77	93	2.9	172	36	8	108	61	484	15.1
2011	SAS	33	33	1050	176	400	.440	75	193	.389	101	207	.488	.534	99	111	.892	5	91	96	2.9	192	49	7	119	51	526	15.9
2012	SAS	33	33	998	160	363	.441	80	184	.435	80	179	.447	.551	85	97	.876	9	74	83	2.5	176	31	6	106	37	485	14.7
2013	SAS	1	1	12	1	3	.333	0	1	.000	1	2	.500	.333	0	0		0	1	1	1.0	1	0	0	3	0	2	2.0
2014	SAS	32	32	784	91	218	.417	47	118	.398	44	100	.440	.525	35	35	1.000	3	42	45	1.4	135	13	4	53	37	264	8.3
<b>Career</b>		<b>450</b>	<b>329</b>	<b>12544</b>	<b>1915</b>	<b>4370</b>	<b>.438</b>	<b>829</b>	<b>2191</b>	<b>.378</b>	<b>1086</b>	<b>2179</b>	<b>.498</b>	<b>.533</b>	<b>1182</b>	<b>1318</b>	<b>.897</b>	<b>172</b>	<b>939</b>	<b>1111</b>	<b>2.5</b>	<b>1708</b>	<b>488</b>	<b>59</b>	<b>1224</b>	<b>737</b>	<b>5841</b>	<b>13.0</b>



KIERSTAN BELL

#1

Guard 6-1 Florida Gulf Coast '22 2nd Year

WNBA Career Highlights

- 2022 WNBA Champion

2023 (Las Vegas)

- ...

2022 (Las Vegas)

- Won WNBA Championship ... Scored 10 or more points on 1 occasion, a career-high 12 vs. Los Angeles on May 23 ... In the playoffs, scored 10 or more points on 1 occasion, including a career-playoff high 11 vs. Phoenix on August 20

Collegiate Honors & Notes (Florida Gulf Coast/ Ohio State)

- Named ASUN Player of the Year as a sophomore ... Became the first player in program history to record a 20-20 game (24 pts, 20 rebs) in FGCU debut vs Davidson on November 30, 2020 ... 2021, 2022 All-American honorable mention (2021, 2022) by the AP, USBWA and WBCA ... 2-time Becky Hammon Mid-Major Player of the Year

High School Career

- 3-time Ohio Ms. Basketball ... Ohio Gatorade Player of the Year

Personal

- Finished as the 4th-leading prep scorer in the history of Ohio (2,833 pts) ... Daughter of Perry Bell and Amanda Hubbs ... Has one sibling, Sa'renity

Record Without

Year	Games Missed	Record With	Record Without
2022	15	18-3	8-7
2023	0	0-0	0-0
Totals	15	18-3	8-7

Season Highs

	PTS	REBS	ASTS	STLS	BLKS	MIN	FG	FGA	3G	3GA	FT	FTA
2022	12	5	2	1	1	15:48	4	6	2	4	2	2

WNBA Rankings

	PPG	RPG	APG	SPG	BPG	MPG	FG%	3G%	FT%
2022	---	---	---	---	---	---	---	---	---

Milestones

Mark	Opponent	Date	Gm.
# 1st Pt	Phoenix	May 21, 2022	5

Upcoming Milestones

Mark	Category	Current
100	Points	27
100	Rebounds	19
100	Assists	7

Year	RebAsts		Double Doubles		Scoring		
	10+	10+		Pt-Reb	Year	10+	20+
2022	0	0		0	2022	1	0
2023	0	0		0	2023	0	0
Totals	0	0		0	Totals	1	0

2023 Regular Season Highs

Points  
Rebs  
Assists  
Steals  
Blocks  
Mins

Career Regular Season Highs

Points	12	Los Angeles	May 23, 2022
Rebs	5 @	New York	July 14, 2022
Assists	2 @	Indiana	July 31, 2022
Steals	1	2x	
Blocks	1	3x	
Mins	16 @	Los Angeles	June 27, 2022

Career Regular Season Statistics

YEAR	TM	G	GS	MP	FG	FGA	FG%	3P	3PA	3P%	2P	2PA	2P%	eFG%	FT	FTA	FT%	OR	DR	REB	RPG	A	S	B	TO	PF	PTS	PPG
2022	LVA	20	1	119	10	32	.313	3	21	.143	7	11	.636	.359	4	4	1.000	4	15	19	1.0	7	2	3	5	10	27	1.4
2023	LVA																											
Career		20	1	119	10	32	.313	3	21	.143	7	11	.636	.359	4	4	1.000	4	15	19	1.0	7	2	3	5	10	27	1.4

# Forest Animals

1. Rabbit 2. Deer 3. Squirrel 4. Boar  
5. Bear 6. Hedgehog 7. Wolf 8. Raccoon  
9. Owl 10. Fox



## ALYSHA CLARK

# #7

**Forward**

**5-11**

**Middle Tennessee '10**

**9th Year**

### WNBA Career Highlights

- 2018, 2020 WNBA Champion
- 2020 WNBA All-Defensive First Team
- 2019 WNBA All-Defensive Second Team

### 2023 (Las Vegas)

- ...

### 2022 (Washington)

- Finished 1st in the WNBA in two-point field goal percentage (.629) ... Scored in double figures on 9 occasions, including a season-high 20 points at Las Vegas on June 25

### 2021 (Washington)

- Did Not Play

### 2020 (Seattle)

- Led the WNBA in Offensive Efficiency Rating (132.6), which, heading into the 2023 season, is the 3rd highest in league history per Basketball Reference ... Led WNBA in 3-point field goal percentage with what was, at the time, the 5th highest percentage in league history ... Finished 3rd in the WNBA in two-point field goal percentage (.588), 1st in true shooting percentage (.693) and 2nd in effective field goal percentage (.677)

### 2019 (Seattle)

- Finished 8th in the WNBA in true shooting percentage (.602) and 4th in effective field goal percentage (.589)

### 2018 (Seattle) ...

### 2017 (Seattle)

- Finished 3rd in the WNBA in two-point field goal percentage (.622), and 8th in effective field goal percentage (.579)

### 2016 (Seattle)

- Finished 10th in two-point field goal percentage, 10th in true shooting percentage (.609) and 9th in effective field goal percentage (.567)

### 2015 (Seattle)

- Led the WNBA in two-point field goal percentage (.689), true shooting percentage (.646) and effective field goal percentage (.620)

### 2014 (Seattle) ...

### 2013 (Seattle) ...

### 2012 (Seattle) ...

### Collegiate Honors & Notes (Middle Tennessee St./Belmont)

- Two-time Sun Belt Player of the Year (2008-09, 2009-10) ... Two-time Sun Belt Tournament Most Outstanding Player (2008-09, 2009-10) ... Two-time leading scorer in the nation (2008-09, 2009-10) ... As a senior, named to the USBWA All-America and Lowe's Senior First Teams, AP and Full Court Press Second Teams, to the NetScouts Basketball and Basketball Times Third Teams, and to the State Farm/WBCA Honorable Mention Team

### Personal

- Has seven siblings—William, LaTonya, Kenneth Jr., Tisha, Corey, Ajia and Arlisha ... Born in Denver, went to high school in Mount Juliet, Tennessee.

### Record Without

Year	Games Missed	Record With	Record Without
2012	11	12-11	4-7
2013	1	16-17	1-0
2014	0	12-22	0-0
2015	1	10-23	0-1
2016	1	16-17	0-1
2017	1	14-19	1-0
2018	4	23-7	3-1
2019	3	17-14	1-2
2020	0	18-4	0-0
2021	32	0-0	12-20
2022	7	18-11	4-3
2023	0	0-0	0-0
<b>Totals</b>	<b>61</b>	<b>156-145</b>	<b>26-35</b>

### Season Highs

	PTS	REBS	ASTS	STLS	BLKS	MIN	FG	FGA	3G	3GA	FT	FTA
2012	9	8	1	1	1	26:00	4	7	2	3	3	4
2013	11	6	2	2	1	25:00	4	9	3	5	3	5
2014	8	6	2	2	4	27:00	4	8	2	4	4	4
2015	14	9	3	3	1	32:47	5	9	3	5	4	5
2016	23	8	7	3	1	35:22	7	13	3	7	7	8
2017	22	10	5	2	1	36:19	9	13	3	5	4	4
2018	17	8	4	5	1	38:17	6	9	3	6	8	8
2019	21	10	6	3	4	35:59	7	14	4	7	5	6
2020	16	8	6	4	2	36:31	7	12	4	6	4	5
2022	20	9	5	4	1	40:50	8	11	4	7	4	4



# PLAYER PROFILES



## WNBA Rankings

	PPG	RPG	APG	SPG	BPG	MPG	FG%	3G%	FT%
2012	---	---	---	---	---	---	---	---	---
2013	---	---	---	---	---	---	---	---	---
2014	---	---	---	---	---	---	---	---	---
2015	---	---	---	---	---	---	5th	---	---
2016	---	---	---	---	---	---	16th	9th	---
2017	---	---	---	---	---	---	7th	---	---
2018	---	---	---	---	---	---	---	---	---
2019	---	---	---	---	---	---	18th	1st	---
2020	---	---	---	13th	---	23rd	4th	1st	---
2022	---	---	---	---	---	---	---	---	---

## Milestones

Mark	Opponent	Date	Gm. #
1st Pt	Tulsa	June 1, 2012	1
1,000th Pt	@ Dallas	July 1, 2017	171
2,000th Pt	@ Seattle	June 23, 2022	286
1,000th Reb	@ Connecticut	July 3, 2022	289

## Upcoming Milestones

Mark	Category	Current
2,500	Points	2,124
1,500	Rebounds	1,059
500	Assists	451
300	Steals	230

	Reb	Asts	Double Doubles		Scoring		
Year	10+	10+	Pt/Reb	Pt/Ast	Year	10+	20+
2012	0	0	0	0	2012	0	0
2013	0	0	0	0	2013	2	0
2014	0	0	0	0	2014	0	0
2015	0	0	0	0	2015	9	0
2016	0	0	0	0	2016	14	2
2017	1	0	0	0	2017	12	2
2018	0	0	0	0	2018	9	0
2019	1	0	0	0	2019	16	1
2020	0	0	0	0	2020	13	0
2022	0	0	0	0	2022	9	1
2023	0	0	0	0	2023	0	0
Totals	2	0	0	0	Totals	84	4

## 2023 Regular Season Highs

Points  
Rebs  
Assists  
Steals  
Blocks  
Mins

## Career Regular Season Highs

Points	23	New York	June 5, 2016
Rebs	10 @	Connecticut	August 8, 2017
	10	Los Angeles	June 21, 2019
Assists	7 @	Atlanta	Sept. 4, 2016
Steals	5 @	Los Angeles	June 7, 2018
Blocks	4	Los Angeles	May 16, 2014
	4 @	Chicago	June 9, 2019

## Career Regular Season Statistics

Year	Tm	G	GS	MP	FG	FGA	FG%	3P	3PA	3P%	2P	2PA	2P%	eFG%	FT	FTA	FT%	OR	DR	REB	RPG	A	S	B	TO	PF	PTS	PPG
2012	SEA	23	0	238	29	53	.547	9	20	.450	20	33	.606	.632	12	17	.706	13	34	47	2.0	7	5	1	19	27	79	3.4
2013	SEA	33	0	505	48	106	.453	16	41	.390	32	65	.492	.528	19	25	.760	32	50	82	2.5	12	14	5	35	50	131	4.0
2014	SEA	34	22	561	56	125	.448	14	57	.246	42	68	.618	.504	16	23	.696	26	47	73	2.1	20	16	10	24	64	142	4.2
2015	SEA	33	31	763	86	158	.544	24	68	.353	62	90	.689	.620	31	40	.775	13	108	121	3.7	39	23	6	36	79	227	6.9
2016	SEA	33	32	911	105	217	.484	36	93	.387	69	124	.556	.567	50	59	.847	40	81	121	3.7	64	24	2	44	87	296	9.0
2017	SEA	33	33	934	106	202	.525	22	67	.328	84	135	.622	.579	38	51	.745	33	105	138	4.2	54	24	4	33	80	272	8.2
2018	SEA	31	30	813	83	173	.480	29	74	.392	54	99	.545	.564	33	39	.846	31	77	108	3.5	58	31	4	36	70	228	7.4
2019	SEA	31	30	881	114	237	.481	51	106	.481	63	131	.481	.589	18	22	.818	37	108	145	4.7	79	33	17	48	60	297	9.6
2020	SEA	22	22	633	82	147	.558	35	67	.522	47	80	.588	.677	20	25	.800	19	74	93	4.2	59	33	11	19	38	219	10.0
2022	WAS	29	29	766	91	196	.464	30	99	.303	61	97	.629	.541	21	23	.913	23	108	131	4.5	59	27	8	38	55	233	8.0
2023	LVA																											
Career		302	229	7005	800	1614	.496	266	692	.384	534	922	.579	.578	258	324	.796	267	792	1059	3.5	451	230	68	332	610	2124	7.0



# SYDNEY COLSON

#51

Guard

5-11

Texas A&amp;M '11

9th Year

**2023 (Las Vegas)**

- ...

**2022 (Las Vegas)**

- Her 5 assists at PHO on May 6 were her most since she dished out 6 vs ATL on August 16, 2020

**2020 (Chicago) ...****2019 (Las Vegas)**

- Forced the pass in the 2nd round of the WNBA Playoffs which led to the 'Hamby Heave' and a trip to the WNBA Semifinals for the Aces

**2018 (Minnesota) ...****2017 (San Antonio) ...****2016 (San Antonio) ...****2015 (San Antonio) ...****2011 (New York) ...**

- Collegiate Honors & Notes (Texas A&M) Finished her career ranked 5th all-time at A&M in assists and 4th in steals ... Posted 3 straight 100-assist seasons ... Led Aggies to a National Championship, and was named All-Big 12 Honorable Mention as a senior

**Personal**

- Majored in sociology at Texas A&M ... Would like to pursue a television career as a sports commentator after WNBA career ... Takes acting classes, and has spent time as a stand up comic

**Record Without**

Year	Games Missed	Record With	Record Without
2011	18	10-6	9-9
2015	0	8-26	0-0
2016	0	7-27	0-0
2017	6	7-21	1-5
2018	32	0-2	18-14
2019	1	20-13	1-0
2020	5	8-9	4-1
2022	18	15-2	11-7
2023	0	0-0	0-0
<b>Totals</b>	<b>80</b>	<b>75-107</b>	<b>44-36</b>

**Season Highs**

	PTS	REBS	ASTS	STLS	BLKS	MIN	FG	FGA	3G	3GA	FT	FTA
2011	6	1	2	2	1	16:00	2	3	2	3	5	6
2015	9	4	8	4	2	30:06	4	9	1	3	4	6
2016	12	4	6	4	1	24:47	5	9	2	4	6	6
2017	11	3	7	2	1	26:49	5	11	1	2	4	6
2018	4	2	2	0	1	11:00	2	4	0	2	1	2
2019	17	3	5	4	2	22:13	4	7	2	3	8	11
2020	6	2	6	3	0	15:52	3	7	1	3	2	2
2022	5	2	5	1	0	15:36	2	7	1	3	2	2

# PLAYER PROFILES



## WNBA Rankings

	PPG	RPG	APG	SPG	BPG	MPG	FG%	3G%	FT%
2011	---	---	---	---	---	---	---	---	---
2015	---	---	15th	---	---	---	---	---	---
2016	---	---	---	23rd	---	---	---	---	---
2017	---	---	---	---	---	---	---	---	---
2018	---	---	---	---	---	---	---	---	---
2019	---	---	---	---	---	---	---	---	---
2020	---	---	---	---	---	---	---	---	---
2022	---	---	---	---	---	---	---	---	---

## Milestones

Mark	Opponent	Date	Gm. #
1st Pt	Atlanta	June 14, 2011	1

## Upcoming Milestones

Mark	Category	Current
1,000	Points	570
200	Rebounds	155

	Reb	Asts	Double Doubles	Scoring			
Year	10+	10+	Pt-Reb	Year	10+	20+	
2011	0	0	0	2011	0	0	
2015	0	0	0	2015	0	0	
2016	0	0	0	2016	2	0	
2017	0	0	0	2017	1	0	
2018	0	0	0	2018	0	0	
2019	0	0	0	2019	2	0	
2020	0	0	0	2020	0	0	
2022	0	0	0	2022	0	0	
2023	0	0	0	2023	0	0	
Totals	0	0	0	Totals	5	0	

## 2023 Regular Season Highs

Points  
Rebs  
Assists  
Steals  
Blocks  
Mins

## Career Regular Season Highs

Points	17	@ Washington	July 13, 2019
Rebs	4	5 x	
Assists	8	@ Phoenix	June 30, 2015
Steals	4	3x	
Blocks	2	3x	
Mins	30	@ Tulsa	Sept. 8, 2015

## Career Regular Season Statistics

Year	Tm	G	GS	MP	FG	FGA	FG%	3P	3PA	3P%	2P	2PA	2P%	eFG%	FT	FTA	FT%	OR	DR	REB	RPG	A	S	B	TO	PF	PTS	PPG
2011	NYL	16	0	86	7	20	.350	3	7	.429	4	13	.308	.425	5	6	.833	0	6	6	0.4	10	4	2	17	9	22	1.4
2015	SAS	34	5	541	44	107	.411	7	22	.318	37	85	.435	.444	24	35	.686	10	29	39	1.1	95	28	10	42	61	119	3.5
2016	SAS	34	0	573	59	137	.431	5	26	.192	54	111	.486	.449	49	59	.831	14	41	55	1.6	87	38	1	51	62	172	5.1
2017	SAS	28	4	326	29	88	.330	2	10	.200	27	78	.346	.341	22	32	.688	3	12	15	0.5	55	14	2	27	36	82	2.9
2018	MIN	2	0	17	3	7	.429	0	2	.000	3	5	.600	.429	1	2	.500	1	1	2	1.0	4	0	1	4	2	7	3.5
2019	LVA	33	0	379	37	84	.440	9	20	.450	28	64	.438	.494	27	33	.818	2	21	23	0.7	59	31	4	28	40	110	3.3
2020	CHI	17	0	110	9	21	.429	3	9	.333	6	12	.500	.500	7	8	.875	1	6	7	0.4	14	6	0	14	13	28	1.6
2022	LVA	18	0	123	10	32	.313	3	11	.273	7	21	.333	.359	5	5	1.000	3	5	8	0.4	18	2	0	7	14	28	1.6
2023	LVA																											
Career		182	9	2155	199	497	.400	32	107	.299	167	390	.428	.433	140	180	.778	34	121	155	0.9	342	123	20	190	237	570	3.1



## CAYLA GEORGE

**#13**

**Center/Forward 6-5 Australia**

**4th Year**

### 2023 (Las Vegas)

- ...

### 2018 (Dallas)

- Scored a season-high 12 points at Los Angeles on July 12

### 2017 (Phoenix)

- Set a WNBA record, and career-high for most defensive rebounds by a bench player with 14 on July 28 at Chicago which was also the most defensive rebounds ever by a Mercury player in a regulation game ... Ranked 9th in the WNBA in defensive rebound percentage ... Scored a career-high tying 14 points at Chicago on July 28

### 2015 (Phoenix)

- Finished 6th among rookies in field goal percentage, and 8th in rebounding ... Scored a career-high 14 points at Tulsa on September 13

### International (Australia)

- 2018 FIBA World Cup silver medalist (AUS 5x5)
- 2014 & 2022 FIBA World Cup bronze medalist (AUS 5x5)
- 2016 & 2020 Olympian quarterfinalist (AUS 5x5)

### Personal

- Born in Mount Barker, Australia and resides in Cairns, Queensland, Australia ... Has an older sister and half sister ... Married her husband Kailu George on May 8, 2015 in Australia ... Has one daughter, Pearl, whom she and her husband adopted through "Kupai Omasker"



Record Without

Year	Games Missed	Record With	Record Without
2015	0	20-14	0-0
2017	2	16-16	2-0
2018	11	9-14	6-5
2023	0	0-0	0-0
Totals	13	45-44	8-5

Season Highs

	PTS	REBS	ASTS	STLS	BLKS	MIN	FG	FGA	3G	3GA	FT	FTA
2015	14	12	3	2	3	35:55	6	10	3	7	4	4
2017	14	14	3	3	2	27:01	5	11	2	4	2	3
2018	12	6	3	1	2	19:49	6	8	2	5	6	6

WNBA Rankings

	PPG	RPG	APG	SPG	BPG	MPG	FG%	3G%	FT%
2015	---	---	---	---	25th	---	---	---	---
2017	---	---	---	---	---	---	---	---	---
2018	---	---	---	---	---	---	---	---	---

Milestones

Mark	Opponent	Date	Gm. #
1st Pt	San Antonio	June 5, 2015	1

Upcoming Milestones

Mark	Category	Current
500	Points	357
300	Rebounds	256
50	Blocks	39

Rebounding			Double Doubles		Scoring		
Year	10+		Pt-Reb		Year	10+	20+
2015	2		1		2015	5	0
2017	1		1		2017	2	0
2018	0		0		2018	2	0
2023	0		0		2023	0	0
Totals	3		2		Totals	9	0

2023 Regular Season Highs

Points  
Rebs  
Assists  
Steals  
Blocks  
Mins

Career Regular Season Highs

Points	14	@ Tulsa	Sept. 13, 2015
	14	@ Chicago	July 27, 2017
Rebs	14	@ Chcago	July 27, 2017
Assists	3	4x	
Steals	3	@ Chcago	July 27, 2017
Blocks	3	@ New York	June 11, 2015
Mins	36	@ Tulsa	Sept. 13, 2015

Career Regular Season Statistics

Year	Tm	G	GS	MP	FG	FGA	FG%	3P	3PA	3P%	2P	2PA	2P%	eFG%	FT	FTA	FT%	OR	DR	REB	RPG	A	S	B	TO	Pf	PTS	PPG
2015	PHO	34	2	433	67	157	.427	17	60	.283	50	97	.515	.481	19	22	.864	26	81	107	3.1	25	13	22	27	70	170	5.0
2017	PHO	32	0	381	41	109	.376	13	46	.283	28	63	.444	.436	9	14	.643	11	74	85	2.7	15	9	12	15	62	104	3.3
2018	DAL	23	1	245	34	78	.436	12	39	.308	22	39	.564	.513	3	6	.500	15	49	64	2.8	16	2	5	14	31	83	3.6
2023	LVA																											
Career		89	3	1059	142	344	.413	42	145	.290	100	199	.503	.474	31	42	.738	52	204	256	2.9	56	24	39	56	163	357	4.0





# CHELSEA GRAY

#12

Guard

5-11

Duke '13

9th Year

**WNBA Career**

- 2022, 2016 WNBA Champion
- 2022 WNBA Finals MVP
- 2021, 2019, 2018, 2017 WNBA All-Star
- 2019 All-WNBA First Team
- 2017 All-WNBA Second Team
- 2022 WNBA Commissioner's Cup MVP

**International Career**

- 2020 Olympic Gold Medalist (US, 5x5)
- 2022 World Cup Gold Medalist (US, 5x5)

**Collegiate Career**

- 2-time All-American
- 2013 ACC Co-Player of the Year

**High School Career**

- 2010 California Miss Basketball
- 2010 Gatorade Player of the Year selection

**2023 (Las Vegas)**

- Will be dishin it out

**2022 (Las Vegas)**

- Led or tied for the team lead in assists on 16 occasions and in scoring 3 times ... Missed the June 27 game at LA (personal)

**2021 (Las Vegas)**

- Led or tied for team lead in assists 19 times, and in scoring 2 times ... Set or tied 3 franchise assist records—14 in a game vs. Lynx, Sept. 8; 10 in a half and 7 in a quarter vs. Fever, May 28

**2020 (Los Angeles) ...****2019 (Los Angeles)**

- Recorded the 8th triple-double in WNBA regular season history, July 7 (13-pt, 10-reb, 13-asst vs. Washington) ... Set franchise mark with 20 points in a quarter, August 29 vs. Indiana—2nd most points scored in a quarter in W history

**2018 (Los Angeles)**

- Opened year with a game-winning buzzer-beater in 77-76 win vs. Lynx, May 2

**2017 (Los Angeles)**

- 3-point field goal percentage was highest in team history and 7th highest in WNBA history for players with 50+ attempts

**2016 (Los Angeles) ...****2015 (Connecticut) ...****2014 (Connecticut)**

- Sat out season rehabbing right knee injury suffered senior year

**Collegiate Honors & Notes (Duke)**

- Fractured her right knee cap her senior year against Boston College on January 12, ending her collegiate career ... Was leading the ACC in assists and steals per game prior to her injury ... Advanced to NCAA Elite 8 in each of her first 3 years ... Set program record for assists in a season (201) as a sophomore.

**Personal**

- Married to Tipesa Mercedes Moorer... Is the daughter of James and Vickie Gray ... Has one brother, Javon ... Majored in sociology along with a minor in theater studies and a markets and management certificate

**Record Without**

Year	Games Missed	Record With	Record Without
2014	34	0- 0	13-21
2015	0	15-19	0- 0
2016	1	25- 8	1- 0
2017	0	26- 8	0- 0
2018	0	19-15	0- 0
2019	0	22-12	0- 0
2020	0	15- 7	0- 0
2021	0	24- 8	0- 0
2022	1	25-10	1- 0
2023	0	0- 0	0- 0
<b>Totals</b>	<b>36</b>	<b>171-87</b>	<b>15-21</b>

**Season Highs**

	PTS	REBS	ASTS	STLS	BLKS	MIN	FG	FGA	3G	3GA	FT	FTA
2015	16	9	7	3	2	25:48	6	11	4	5	5	6
2016	23	6	8	3	1	36:30	8	10	2	3	6	7
2017	25	8	10	4	1	47:51	9	18	5	8	8	10
2018	26	7	11	6	3	38:36	11	20	4	7	8	11
2019	30	10	13	5	2	41:03	11	21	7	9	7	7
2020	27	8	11	3	1	39:06	10	19	4	7	5	5
2021	21	6	14	5	2	37:14	8	19	3	6	5	5
2022	33	7	12	5	2	39:56	11	17	5	8	11	11

# PLAYER PROFILES



## WNBA Rankings

	PPG	RPG	APG	SPG	BPG	MPG	FG%	3G%	FT%
2015	---	---	18th	---	---	---	---	---	---
2016	---	---	---	---	---	---	---	---	---
2017	19th	---	6th	---	---	3rd	10th	1st	22nd
2018	19th	---	6th	6th	---	5th	16th	14th	18th
2019	13th	---	2nd	---	---	4th	---	13th	5th
2020	21st	---	5th	11th	---	14th	---	---	2nd
2021	---	---	4th	20th	---	---	16th	16th	---
2022	21st	---	4th	4th	---	22nd	17th	---	4th

## Milestones

Mark	Opponent	Date	Gm. #
1st Pt	Washington	June 5, 2015	1
1,000th Pt	Phoenix	May 27, 2018	105
2,000th Pt	Las Vegas	Aug. 7, 2020	175
3,000th Pt	@ Seattle	Aug. 7, 2022	255
1,000th Ast	@ Phoenix	May 6, 2022	234

## Upcoming Milestones

Mark	Category	Current
4,000	Points	3,073
1,000	Rebounds	778
1,500	Assists	1,208
300	Steals	283

Year	Reb 10+	Asts 10+	Dub-Dub Pt-Ast	Trip-Dub	Scoring Year	10+	20+	30+
2015	0	0	0	0	2015	9	0	0
2016	0	0	0	0	2016	7	2	0
2017	0	1	1	0	2017	28	6	0
2018	0	1	1	0	2018	28	9	0
2019	1	2	1	1	2019	28	7	1
2020	0	1	0	0	2020	18	4	0
2021	0	3	1	0	2021	19	1	0
2022	0	1	1	0	2022	25	5	0
2023	0	0	0	0	2023	0	0	0
Totals	1	9	5	1	Totals	162	34	1

## 2023 Regular Season Highs


Points  
Rebs  
Assists  
Steals  
Blocks  
Mins

## Career Regular Season Highs

Points	33	Seattle	Aug. 14, 2022
Rebs	10	Washington	July 7, 2019
Assists	14	Minnesota	Sept. 8, 2021
Steals	6	@ Minnesota	May 20, 2018
Blocks	3	@ Chicago	June 17, 2018
Mins	48	@ Chicago	Aug. 18, 2017

## Career Regular Season Statistics

Year	Tm	G	GS	MP	FG	FGA	FG%	3P	3PA	3P%	2P	2PA	2P%	eFG%	FT	FTA	FT%	OR	DR	REB	RPG	A	S	B	TO	PF	PTS	PPG
2015	CON	34	0	543	86	203	.424	23	66	.348	63	137	.460	.480	40	49	.816	18	60	78	2.3	92	22	5	59	43	235	6.9
2016	LAS	33	1	540	71	157	.452	14	46	.304	57	111	.514	.497	39	50	.780	8	50	58	1.8	71	16	4	40	38	195	5.9
2017	LAS	34	34	1125	184	363	.507	53	110	.482	131	253	.518	.580	81	98	.827	21	92	113	3.3	151	36	8	65	74	502	14.8
2018 *	LAS	34	34	1111	193	399	.484	38	97	.392	155	302	.513	.531	81	97	.835	17	99	116	3.4	175	48	6	79	65	505	14.9
2019 *	LAS	34	34	1108	188	452	.416	50	131	.382	138	321	.430	.471	66	72	.917	14	114	128	3.8	202	33	3	108	49	492	14.5
2020	LAS	22	22	679	122	276	.442	18	59	.305	104	217	.479	.475	46	49	.939	15	66	81	3.7	116	34	2	60	38	308	14.0
2021 *	LVA	32	32	926	148	326	.454	27	71	.380	121	255	.475	.495	32	36	.889	15	77	92	2.9	189	37	9	88	43	355	11.1
2022	LVA	35	35	1039	183	373	.491	34	100	.340	149	273	.546	.536	81	89	.910	10	102	112	3.2	212	57	10	80	54	481	13.7
2023	LVA																											
Career		258	192	7071	1175	2549	.461	257	680	.378	918	1869	.491	.511	466	540	.863	118	660	778	3.0	1208	283	47	580	404	3073	11.9



## CANDACE PARKER

### #3

**Forward**

**6-4**

**Tennessee '08**

**16th Year**

### WNBA Career Highlights

- 2021 & 2016 WNBA Champion
- 2016 WNBA Finals MVP
- 2018 & 2013 WNBA MVP
- 2017 ESPY Award for Best WNBA Player
- 2020 WNBA Defensive Player of the Year
- 2022, 2020, 2017, 2014, 2013, 2012 & 2008 All-WNBA First Team
- 2018, 2015, & 2009 All-WNBA Second Team
- 2022, 2021, 2018, 2017, 2014, 2013, & 2011 WNBA All-Star
- 2013 WNBA All-Star Game MVP
- 2012 & 2009 WNBA All-Defensive Second Team
- 2013 WNBA Rookie of the Year
- 2013 WNBA All-Rookie Team
- 7-time WNBA Western Conf. Player of the Month
- 26-time WNBA Western Conf. Player of the Week
- Named to the WNBA Top 20 At 20 Team
- Named to the WNBA W25 Team

### International Career

- 2012, 2008 Olympic gold medalist (US 5x5)
- 2006 FIBA World Cup bronze medalist (US 5x5)

### Collegiate Career

- 2008, 2007 National Champion
- 2008, 2007 National Player of the Year
- 2008, 2007 Final Four MVP

### 2023 (Las Vegas)

- Ace is in the house!

### 2022 (Chicago)

- Recorded 2 triple-doubles—May 22 at Washington (16 points 13 rebounds, 10 assists) and June 23 at Los Angeles (10 points, 14 rebounds, 10 assists)

### 2021 (Chicago)

- Missed 9 games due to injury ... Team went 15-8 with her in the lineup and 1-8 without her

### 2020 (Los Angeles) ...

### 2019 (Los Angeles)

- Missed 12 games due to injury

### 2018 (Los Angeles)

- Scored a season-high 34 points at Las Vegas on July 15

### 2017 (Los Angeles)

- Recorded her first career triple-double against San Antonio on July 28 (11 points, 17 rebounds, 11 assists)

### 2016 (Los Angeles) ...

### 2015 (Los Angeles)

- Her 8 steals vs. Indiana on August 18 set a franchise record

### Record Without

Year	Games Missed	Record With	Record Without
2008	1	20-13	0- 1
2009	9	15-10	3- 6
2010	24	3- 7	10-14
2011	17	8- 9	7-10
2012	1	23-10	1- 0
2013	3	22- 9	2- 1
2014	4	15-15	1- 3
2015	18	11- 5	3-15
2016	0	26- 8	0- 0
2017	1	25- 8	1- 0
2018	3	17-14	2- 1
2019	12	14- 8	8- 4
2020	0	15- 7	0- 0
2021	9	15- 8	1- 8
2022	4	23- 9	3- 1
2023	0	0- 0	0- 0
<b>Totals</b>	<b>106</b>	<b>252-140</b>	<b>42-64</b>

### Season Highs

	PTS	REBS	ASTS	STLS	BLKS	MIN	FG	FGA	3G	3GA	FT	FTA
2008	40	16	8	5	6	46:00	15	23	2	2	11	16
2009	24	14	8	3	6	48:00	10	21	1	3	7	10
2010	33	12	5	2	6	40:00	12	21	1	2	8	11
2011	32	14	5	3	5	41:00	13	25	3	6	8	13
2012	33	16	8	4	9	38:00	14	22	3	5	12	17
2013	30	20	9	4	4	46:00	14	22	3	4	14	17
2014	34	12	9	6	4	48:00	12	28	3	7	13	14
2015	33	13	10	8	3	38:18	12	23	5	8	9	12
2016	34	13	9	3	3	38:02	12	25	4	7	12	14
2017	29	17	11	4	5	40:07	11	22	3	7	7	9
2018	34	14	11	4	3	40:11	12	22	5	8	9	12
2019	21	11	6	4	4	32:18	9	16	3	5	6	9
2020	25	17	9	3	3	38:17	10	18	5	6	8	10
2021	30	14	8	2	4	37:42	12	20	4	7	8	9
2022	31	14	10	3	4	33:42	12	20	4	8	7	8

## 2014 (Los Angeles) ...

## 2013 (Los Angeles)

- Posted her 1st career 20-point, 20-rebound game at San Antonio on June 1 (27 points, 20 rebounds)

## 2012 (Los Angeles) ...

## 2011 (Los Angeles) ...

## 2010 (Los Angeles) ...

## 2009 (Los Angeles)

- Missed the first nine games of the 2009 season following the birth of her first child, Lailaa.

## 2008 (Los Angeles)

- Second player to dunk during a regular season game (Indiana on June 22) ... Dunked two nights later against Seattle on June 24

## Personal

- Parker and Lailaa are part of the Angel FC NWSL team ownership group. The team was founded in 2020 and began play in 2022 ... Married to former Russia National Basketball Team member Anna Petrakova, who gave birth to their son in 2022.

### WNBA Rankings

	PPG	RPG	APG	SPG	BPG	MPG	FG%	3G%	FT%
2008	4th	1st	17th	---	2nd	7th	5th	---	---
2009	19th	1st	---	---	1st	10th	13th	---	---
2010	---	---	---	---	---	---	---	---	---
2011	---	---	---	---	---	---	10th	---	---
2012	7th	3rd	15th	12th	1st	14th	16th	---	---
2013	6th	7th	12th	13th	4th	---	13th	---	---
2014	3rd	13th	5th	6th	5th	4th	17th	---	14th
2015	---	---	---	---	---	---	11th	---	---
2016	10th	9th	3rd	9th	13th	14th	---	10th	---
2017	11th	7th	9th	8th	5th	16th	19th	20th	---
2018	11th	4th	8th	19th	13th	15th	18th	---	---
2019	---	---	---	---	---	---	---	---	---
2020	18th	1st	7th	---	8th	19th	11th	18th	---
2021	22nd	9th	11th	---	14th	---	15th	---	---
2022	---	3rd	11th	---	12th	---	---	---	24th

### Milestones

Mark	Opponent	Date	Gm. #
1st Pt	@ Phoenix	May 17, 2008	1
1,000th Pt	Washington	May 28, 2010	62
2,000th Pt	Phoenix	Sept. 18, 2012	117
3,000th Pt	@ Indiana	July 15, 2014	170
4,000th Pt	San Antonio	Sept. 16, 2016	229
5,000th Pt	Phoenix	Aug. 5, 2018	287
6,000th Pt	Los Angeles	May 6, 2022	361
1,000 Reb	@ Phoenix	July 10, 2012	104
2,000 Reb	@ Seattle	Sept. 11, 2016	227
3,000 Reb	Washington	July 10, 2021	349
1,000th Ast	Atlanta	Sept. 1, 2017	261

### Upcoming Milestones

Mark	Category	Current
7,000	Points	6,412
4,000	Rebounds	3,370
2,000	Assists	1,567
500	Steals	496
700	Blocked Shots	603



CANDACE PARKER

#3

(continued ...)

	Reb	Asts	Double	Doubles	Trip-Dub	Scoring				
Year	10+	10+	Pt-Reb	Pt-Ast	P-R-A	Year	10+	20+	30+	40+
2008	17	0	17	0	0	2008	32	11	3	1
2009	17	0	15	0	0	2009	19	4	0	0
2010	7	0	7	0	0	2010	10	6	2	0
2011	6	0	6	0	0	2011	16	6	1	0
2012	19	0	18	0	0	2012	29	13	2	0
2013	10	0	8	0	0	2013	27	13	1	0
2014	6	0	6	0	0	2014	28	12	2	0
2015	11	1	11	1	0	2015	16	8	2	0
2016	8	0	6	0	0	2016	25	10	2	0
2017	12	1	12	1	1	2017	31	11	0	0
2018	11	2	11	2	0	2018	27	14	1	0
2019	4	0	4	0	0	2019	13	4	0	0
2020	12	0	10	0	0	2020	16	5	0	0
2021	8	0	8	0	0	2021	16	6	1	0
2022	14	2	12	2	2	2022	25	4	1	0
2023	0	0	0	0	0	2023	0	0	0	0
Totals	162	6	151	6	3	Totals	330	127	18	1

2023 Regular Season Highs

Points  
Rebs  
Assists  
Steals  
Blocks  
Mins

Career Regular Season Highs

Points 40 Houston July 9, 2008  
Rebs 20 @ San Antonio June 1, 2013  
Assists 11 @ San Antonio July 28, 2017  
11 @ Washington June 15, 2018  
Steals 8 Indiana August 18, 2015  
Blocks 9 Tulsa June 20, 2012  
Mins 48 @ Seattle July 22, 2009  
@ Washington June 1, 2014










Career Regular Season Statistics

Year	Tm	G	GS	MP	FG	FGA	FG%	3P	3PA	3P%	2P	2PA	2P%	eFG%	FT	FTA	FT%	OR	DR	REB	RPG	A	S	B	TO	PF	PTS	PPG
2008	LAS	33	33	1109	231	442	.523	11	26	.423	220	416	.529	.535	137	187	.733	84	229	313	9.5	113	42	75	93	91	610	18.5
2009	LAS	25	24	815	131	270	.485	5	24	.208	126	246	.512	.494	61	80	.763	60	184	244	9.8	64	15	53	55	53	328	13.1
2010	LAS	10	10	335	81	162	.500	3	12	.250	78	150	.520	.509	41	56	.732	19	82	101	10.1	22	10	22	32	18	206	20.6
2011	LAS	17	16	555	116	227	.511	18	43	.419	98	184	.533	.551	64	87	.736	21	125	146	8.6	47	21	27	33	34	314	18.5
2012	LAS	33	33	1014	228	474	.481	19	59	.322	209	415	.504	.501	98	138	.710	83	237	320	9.7	110	51	76	98	58	573	17.4
2013	LAS	31	31	889	208	422	.493	9	35	.257	199	387	.514	.504	131	172	.762	44	225	269	8.7	117	40	57	71	42	556	17.9
2014	LAS	30	29	995	216	461	.469	19	62	.306	197	399	.494	.489	132	156	.846	29	185	214	7.1	128	54	41	78	51	583	19.4
2015	LAS	16	16	551	116	237	.489	12	43	.279	104	194	.536	.515	66	81	.815	18	143	161	10.1	100	31	29	40	39	310	19.4
2016	LAS	34	34	1046	190	430	.442	42	110	.382	148	320	.463	.491	99	140	.707	33	217	250	7.4	166	47	33	98	74	521	15.3
2017	LAS	33	33	1007	208	435	.478	45	127	.354	163	308	.529	.530	96	127	.756	40	237	277	8.4	141	48	55	89	77	557	16.9
2018	LAS	31	30	949	198	420	.471	41	119	.345	157	301	.522	.520	118	146	.808	51	202	253	8.2	146	38	33	92	65	555	17.9
2019	LAS	22	22	571	89	211	.422	16	60	.267	73	151	.483	.460	53	67	.791	24	116	140	6.4	76	23	17	54	39	247	11.2
2020	LAS	22	22	665	124	243	.510	19	48	.396	105	195	.538	.549	57	78	.731	37	177	214	9.7	101	26	27	64	51	324	14.7
2021	CHI	23	23	615	116	253	.458	24	73	.329	92	180	.511	.506	50	63	.794	32	161	193	8.4	91	19	27	56	37	306	13.3
2022	CHI	32	32	904	159	347	.458	42	135	.311	117	212	.552	.519	62	76	.816	30	245	275	8.6	145	31	31	78	70	422	13.2
2023	LVA																											
Career		392	388	12020	2411	5034	.479	325	976	.333	2086	4058	.514	.511	1265	1654	.765	605	2765	3370	8.6	1567	496	603	1031	799	6412	16.4



## SPACE I SPY

How many can you  
find of each?

	<input type="text"/>
	<input type="text"/>
	<input type="text"/>
	<input type="text"/>
	<input type="text"/>
	<input type="text"/>
	<input type="text"/>
	<input type="text"/>
	<input type="text"/>





## KELSEY PLUM

## #10

**Guard**

**5-8**

**Washington '17**

**6th Year**

### WNBA Career Highlights

- 2022 WNBA Champion
- 2022 All-Star
- 2022 All-Star MVP
- 2021 6th Player of the Year
- 1-time Western Conference Player of the Month
- 3-time Western Conference Player of the Week

### International

- 2020 Olympic Gold Medalist (USA 3x3)
- 2018 & 2022 FIBA World Cup gold medalist (USA 5x5)

### Collegiate Career

- Unanimous 2017 National Player of the Year
- Two-time All-American
- NCAA career and single-season scoring leader

### 2023 (Las Vegas)

- Likely to knock down some 3s

### 2022 (Las Vegas)

- Led or tied for the team lead in assists on 18 occasions, and in scoring 11 times ... Named Western Conference Player of the Week, June 6 and August 1 ... Leading All-Star vote-getter among guards ... Tied a WNBA record by making at least 3 three-pointers in 9 straight games (Diana Taurasi)

### 2021 (Las Vegas)

- Led or tied for the team lead in scoring 9 times, and assists 7 times ... Missed 6 games in May/June while training with the USAB 3x3 team ... Named WNBA Western Conference Player of the Month for September ... Named WNBA Western Conference Player of the Week for games played September 13-19

### 2020 (Las Vegas)

- Did Not Play—Injured (left Achilles)

### 2019 (Las Vegas)

- Led the team in scoring on 2 occasions, and in assists 8 times

### 2018 (Las Vegas)

- Recorded her first career double-double with 20 points and a career-high 13 assists at Atlanta Aug. 7

### 2017 (San Antonio) ...

### Collegiate Honors & Notes (Washington)

- Broke all-time NCAA scoring record with 3,527 points ... broke single-season NCAA scoring record with 1,109 points ... Broke 33-year-old NCAA career free throw record with 912 ... Won the Dawn Staley, Ann Meyers Drysdale, Nancy Lieberman awards, Naismith and Wade Trophy in 2017

### Personal

- Majored in Anthropology ... Enjoys sand volleyball and hanging out with her family ... Has three siblings, her brother Daniel, sister Kaitlyn who played volleyball at UC Davis, and her sister Lauren who played volleyball at Oregon ... Mother Katie played volleyball at UC Davis and her father Jim played football and baseball at San Diego State

### Record Without

Year	Games Missed	Record With	Record Without
2017	3	8-23	0-3
2018	2	14-17	0-2
2019	0	21-13	0-0
2020	22	0-0	18-4
2021	6	20-6	4-2
2022	0	26-10	0-0
2023	0	0-0	0-0
<b>Totals</b>	<b>33</b>	<b>89-69</b>	<b>22-11</b>

PLAYER PROFILES



Season Highs

	PTS	REBS	ASTS	STLS	BLKS	MIN	FG	FGA	3G	3GA	FT	FTA
2017	23	6	12	3	1	39:53	7	17	5	9	6	6
2018	21	9	13	4	1	37:00	9	14	5	8	5	6
2019	21	7	8	3	1	37:21	8	17	5	9	5	6
2021	32	6	8	5	1	30:42	11	18	5	8	8	9
2022	32	6	11	6	1	40:00	10	22	5	11	9	11

WNBA Rankings

	PPG	RPG	APG	SPG	BPG	MPG	FG%	3G%	FT%
2017	---	---	20th	---	---	---	---	17th	14th
2018	---	---	13th	---	---	---	21st	4th	---
2019	---	---	19th	---	---	---	---	24th	---
2021	16th	---	14th	---	---	---	---	13th	1st
2022	2nd	---	9th	---	---	5th	---	4th	17th

Milestones

Mark	Opponent	Date	Gm. #
1st Pt	Dallas	May 25, 2017	1
1,000th Pt	Atlanta	July 4, 2021	108

Upcoming Milestones

Mark	Category	Current
2,000	Points	1,963
400	Rebounds	392
1,000	Assists	610
200	Steals	130

Rebs				Asts				Double Doubles				Scoring			
Year	10+			10+				Pt.-Ast.				Year	10+	20+	30+
2017	0			1				0				2017	13	1	0
2018	0			2				1				2018	14	4	0
2019	0			0				0				2019	17	2	0
2021	0			0				0				2021	20	8	2
2022	0			2				2				2022	35	19	1
2023	0			0				0				2023	0	0	0
Totals	0			5				3				Totals	99	34	3

2023 Regular Season Highs

Points
Rebs
Assists
Steals
Blocks
Mins

Career Regular Season Highs

Points	32	New York	June 15, 2021
	32	Dallas	June 5, 2022
Rebs	9	Los Angeles	June 29, 2018
Assists	13	@ Atlanta	August 7, 2018
Steals	6	Washington	June 25, 2022
Blocks	1	16x	
Mins	40	2x	

Career Regular Season Statistics

Year	Tm	G	GS	MP	FG	FGA	FG%	3P	3PA	3P%	2P	2PA	2P%	eFG%	FT	FTA	FT%	OR	DR	REB	RPG	A	S	B	TO	PF	PTS	PPG
2017	SAS	31	23	711	85	246	.346	35	96	.365	50	150	.333	.417	60	69	.870	12	47	59	1.9	106	16	4	79	57	265	8.5
2018	LVA	31	27	790	106	227	.467	47	107	.439	59	120	.492	.570	35	40	.875	14	60	74	2.4	124	25	5	36	64	294	9.5
2019	LVA	34	30	868	107	293	.365	45	126	.357	62	168	.369	.442	34	39	.872	15	80	95	2.8	102	27	4	53	76	293	8.6
2021	LVA	26	0	663	128	293	.437	44	114	.386	84	179	.469	.512	85	90	.944	11	55	66	2.5	94	26	1	43	56	385	14.8
2022	LVA	36	36	1182	244	531	.460	113	269	.420	131	262	.500	.566	125	149	.839	9	87	96	2.7	184	36	2	94	90	726	20.2
2023	LVA																											
Career		158	116	4216	670	1590	.421	284	711	.399	386	879	.439	.511	339	387	.876	61	331	392	2.5	610	130	16	306	343	1963	12.4



KIAH STOKES

#41

Center 6-3 Connecticut '15 8th Year

WNBA Career

- 2022 WNBA Champion
- 2015 WNBA All-Defensive 2nd Team
- 2015 All-Rookie Team

Collegiate Career

- 3-time National Champion
- 2015 Conference Defensive Player of the Year

2023 (Las Vegas)

- The world is at her fingertips

2022 (Las Vegas)

- Missed first 4 games of year (overseas) ... Led or tied for team lead in rebounds 3 times

2021 (Las Vegas)

- Signed on July 2 ... DNP on July 2 ... Averaged 9.0 rpg. in 8 starts ... Led or tied for the team lead in rebounding 3 times and in assists 1 time

2021 (New York) ...

2020 (New York) ...

2019 (New York)

- Did Not Play (personal reasons)

2018 (New York) ...

2017 (New York)

- Led the team in blocked shots and ranked second in rebounding

2016 (New York)

- Missed the final 7 games of the regular season with a hip injury ...

2015 (New York) ...

Collegiate Honors & Notes (Connecticut)

- Set a UConn single-season blocked shots record (147) as a senior and capped her career ranked No. 3 among all-time UConn blocks leaders (325).

Personal

- Father Greg was an All-American basketball player at Iowa who played for the Philadelphia 76ers and won gold with the 1983 USA Pan American Games Team ... Majored in psychology

Record Without

Year	Games Missed	Record With	Record Without
2015	0	23-11	0- 0
2016	7	19- 8	2- 5
2017	0	22-12	0- 0
2018	4	6-24	1- 3
2019	34	0- 0	10-24
2020	0	2-20	0- 0
2021	9	14-10	6- 3
2022	5	22- 9	4- 1
2023	0	0- 0	0- 0
Totals	59	108-94	23-36

Season Highs

	PTS	REBS	ASTS	STLS	BLKS	MIN	FG	FGA	3G	3GA	FT	FTA
2015	13	11	4	4	8	35:33	6	8	0	1	5	6
2016	12	14	2	2	4	37:46	6	8	0	0	5	8
2017	23	17	4	2	3	30:47	6	10	0	1	11	12
2018	12	15	3	2	3	33:38	5	7	0	0	2	4
2020	15	12	4	2	3	36:29	6	12	5	8	2	2
2021	5	13	7	2	3	34:53	2	3	1	2	2	2
2022	9	10	3	2	3	28:45	4	5	1	3	2	4

# PLAYER PROFILES



## WNBA Rankings

	PPG	RPG	APG	SPG	BPG	MPG	FG%	3G%	FT%
2015	---	12th	---	---	4th	---	---	---	---
2016	---	7th	---	---	6th	---	---	---	---
2017	---	17th	---	---	11th	---	---	---	---
2018	---	---	---	---	18th	---	---	---	---
2020	---	16th	---	---	9th	---	---	---	---
2021	---	22nd	---	---	---	---	---	---	---

## Milestones Reached

Mark	Opponent	Date	Gm. #
1st Pt	@ Los Angeles	May 21, 2015	1
1000th Reb	Chicago	Sept. 2, 2021	166

## Upcoming Milestones

Mark	Category	Current
900	Points	872
1500	Rebounds	1181
300	Blocked Shots	230

Year	Rebs 10+	Asts 10+	Double Doubles	Scoring Year	10+	20+
2015	7	0	3	2015	5	0
2016	6	0	0	2016	5	0
2017	8	0	4	2017	5	1
2018	5	0	1	2018	2	0
2020	2	0	0	2020	5	0
2021	5	0	0	2021	0	0
2022	1	0	0	2022	0	0
2023	0	0	0	2023	0	0
Totals	34	0	8	Totals	22	1

## 2023 Regular Season Highs

Points  
Rebs  
Assists  
Steals  
Blocks  
Mins

## Career Regular Season Highs

Points	23	Phoenix	June 4, 2017
Rebs	17	Atlanta	June 7, 2017
Assists	7	@ Chicago	Sept. 17, 2021
Steals	4	Atlanta	Sept. 1, 2015
Blocks	8	Connecticut	July 16, 2015
Mins	38	Atlanta	June 22, 2016

## Career Regular Season Statistics

Year	Tm	G	GS	MP	FG	FGA	FG%	3P	3PA	3P%	2P	2PA	2P%	eFG%	FT	FTA	FT%	OR	DR	REB	RPG	A	S	B	TO	PF	PTS	PPG
2015	NYL	34	6	862	82	150	.547	0	2	.000	82	148	.554	.547	33	48	.688	60	159	219	6.4	26	24	67	37	76	197	5.8
2016	NYL	27	0	650	75	117	.641	0	0	----	75	117	.641	.641	37	59	.627	63	138	201	7.5	20	18	38	30	77	187	6.9
2017	NYL	34	12	666	60	113	.531	0	1	.000	60	112	.536	.531	43	54	.796	77	137	214	6.3	30	12	39	40	94	163	4.8
2018	NYL	30	4	427	42	77	.545	0	0	----	42	77	.545	.545	8	15	.533	43	91	134	4.5	12	11	19	21	56	92	3.1
2020	NYL	22	22	601	51	137	.372	20	85	.235	31	52	.596	.445	4	7	.571	28	119	147	6.7	26	11	26	28	45	126	5.7
2021	NYL	9	0	135	6	11	.545	1	2	.500	5	9	.556	.591	2	2	1.000	8	30	38	4.2	5	4	6	6	14	15	1.7
2021	LVA	15	8	308	10	17	.588	0	0	----	10	17	.588	.588	2	4	.500	27	65	92	6.1	15	6	10	7	19	22	1.5
2021	TOT	24	8	443	16	28	.571	1	2	.500	15	26	.577	.589	4	6	.667	35	95	130	5.4	20	10	16	13	33	37	1.5
2022	LVA	31	4	475	26	61	.426	5	24	.208	21	37	.568	.467	13	16	.813	29	107	136	4.4	20	14	25	18	39	70	2.5
2023	LVA																											
Career		202	56	4124	352	683	.515	26	114	.228	326	569	.573	.534	142	205	.693	335	846	1181	5.8	154	100	230	188	420	872	4.3



## RIQUNA WILLIAMS

## #2

**Guard**

**5-7**

**Miami '11**

**11th Year**

### WNBA Career

- 2022 WNBA Champion
- 2015 WNBA All-Star
- 2013 WNBA Sixth Woman of the Year
- 2012 WNBA All-Rookie Team

### Collegiate Career

- 2-time All-American
- 3-time All-ACC

### 2023 (Las Vegas)

- ...

### 2022 (Las Vegas)

- Played in just 2 of the team's first 17 games due to a foot injury ...

### 2021 (Las Vegas)

- Led or tied for the team lead in assists on 2 occasions, in scoring 3 times, and in rebounding 1 time

### 2020 (Los Angeles) ...

### 2019 (Los Angeles) ...

### 2018 (Los Angeles) ...

### 2017 (Los Angeles) ...

### 2016 (Los Angeles)

- Sat out season rehabbing ruptured left Achilles tendon, suffered overseas

### 2015 (Tulsa)

- Ranked 3rd in the W in made 3-pointers, and tied for 4th in made free throws ... Scored a season-high 35 points on 2 occasions—vs. Minnesota on August 1 and vs. Atlanta on August 9

### 2014 (Tulsa)

- Missed 23 games with a knee injury

### 2013 (Tulsa)

- Set what was then the WNBA record for points in a game when she poured in 51 vs. San Antonio on September 8 (17-27 FGs, 8-14 3Gs, 9-9 FTs) ... Tied what was then the WNBA record for made 3s in a game with 8 vs. San Antonio on September 8

### 2012 (Tulsa) ...

### Collegiate Honors & Notes (Miami)

- As a junior ranked 11th in the nation in scoring ... As a sophomore led the team and finished 2nd in the ACC in scoring ... Also led the conference in made 3-pointers, setting a school record in the process (second most in ACC history)

### Personal

- Majored in criminology ... Has five siblings—one sister, Rikina Jones and brothers, Ricky Williams, Joshua Jones and Solomon Williams

### Record Without

Year	Games Missed	Record With	Record Without
2012	1	9-24	0- 1
2013	7	9-18	2- 5
2014	23	4- 7	8-15
2015	5	15-14	3- 2
2016	34	0- 0	26- 8
2017	11	16- 7	10- 1
2018	1	19-14	0- 1
2019	11	15- 8	7- 4
2020	1	14- 7	1- 0
2021	0	24- 8	0- 0
2022	15	15- 6	11- 4
2023			
<b>Totals</b>	<b>109</b>	<b>140-113</b>	<b>68-41</b>

### Season Highs

	PTS	REBS	ASTS	STLS	BLKS	MIN	FG	FGA	3G	3GA	FT	FTA
2012	27	6	6	5	1	32:00	11	21	5	10	9	11
2013	51	9	6	4	2	34:00	17	28	8	14	11	12
2014	27	4	3	5	1	32:00	10	18	3	6	5	5
2015	35	7	6	4	2	39:27	11	23	6	12	18	20
2017	15	5	4	3	2	29:26	5	13	3	6	6	6
2018	25	5	3	4	1	29:06	9	12	7	9	4	6
2019	37	5	4	2	1	39:41	10	22	7	15	10	11
2020	21	4	4	3	1	32:47	7	15	7	12	4	4
2021	22	8	4	3	2	38:32	8	15	4	10	6	8
2022	14	5	3	2	1	25:51	5	10	4	9	3	5



# PLAYER PROFILES



## WNBA Rankings

	PPG	RPG	APG	SPG	BPG	MPG	FG%	3G%	FT%
2012	---	---	---	---	---	---	---	18th	---
2013	11th	---	---	---	---	---	---	7th	4th
2014	---	---	---	---	---	---	---	---	---
2015	6th	---	21st	---	---	20th	---	19th	22nd
2017	---	---	---	---	---	---	---	---	---
2018	---	---	---	---	---	---	---	17th	---
2019	---	---	---	---	---	---	---	8th	---
2020	---	---	---	---	---	---	---	12th	---
2021	---	---	---	---	---	---	---	5th	---
2022								21st	

## Milestones Reached

Mark	Opponent	Date	Gm. #
1st Pt	San Antonio	May 19, 2012	1
1,000th Pt.	@ Los Angeles	July 3, 2015	83
2,000th Pt.	Seattle	Aug. 1, 2020	183

## Upcoming Milestones

Mark	Category	Current
3,000	Points	2,659
1,000	Rebounds	565
400	Assists	387
300	Steals	261

	Reb	Asts	Double-Doubles	Scoring					
Year	10+	10+		Year	10+	20+	30+	40+	50+
2012	0	0	0	2012	18	3	0	0	0
2013	0	0	0	2013	17	9	1	1	1
2014	0	0	0	2014	3	1	0	0	0
2015	0	0	0	2015	21	8	3	0	0
2017	0	0	0	2017	8	0	0	0	0
2018	0	0	0	2018	10	1	0	0	0
2019	0	0	0	2019	12	4	1	0	0
2020	0	0	0	2020	12	3	0	0	0
2021	0	0	0	2021	16	3	0	0	0
2022	0	0	0	2022	5	0	0	0	0
2023	0	0	0	2023	0	0	0	0	0
Totals	0	0	0	Totals	122	32	5	1	1

## 2023 Regular Season Highs

Points  
Rebs  
Assists  
Steals  
Blocks  
Mins

## Career Regular Season Highs

Points 51 @ San Antonio Sept. 8, 2013  
Rebs 9 Seattle Sept. 12, 2013  
Assists 6 3x  
Steals 5 3x  
Blocks 2 several times  
Mins 40 @ Atlanta July 14, 2019

## Career Regular Season Statistics

Year	Tm	G	GS	MP	FG	FGA	FG%	3P	3PA	3P%	2P	2PA	2P%	eFG%	FT	FTA	FT%	OR	DR	REB	RPG	A	S	B	TO	PF	PTS	PPG
2012	TUL	33	3	671	116	337	.344	38	117	.325	78	220	.355	.401	75	91	.824	25	55	80	2.4	69	51	9	47	65	345	10.5
2013	TUL	27	6	612	139	350	.397	45	118	.381	94	232	.405	.461	99	110	.900	14	50	64	2.4	49	27	7	40	59	422	15.6
2014	TUL	11	2	174	28	69	.406	6	27	.222	22	42	.524	.449	14	15	.933	5	15	20	1.8	13	15	2	15	16	76	6.9
2015	TUL	29	20	813	130	369	.352	56	162	.346	74	207	.357	.428	136	160	.850	16	84	100	3.4	74	43	15	47	78	452	15.6
2017	LAS	23	6	408	45	140	.321	20	74	.270	25	66	.379	.393	38	44	.864	6	26	32	1.4	16	19	3	26	42	148	6.4
2018	LAS	33	3	546	81	199	.407	48	128	.375	33	71	.465	.528	24	30	.800	12	34	46	1.4	22	22	3	16	52	234	7.1
2019	LAS	23	14	593	93	242	.384	54	138	.391	39	104	.375	.496	44	50	.880	13	47	60	2.6	37	26	4	28	58	284	12.3
2020	LAS	21	4	444	81	186	.435	43	102	.422	38	84	.452	.551	16	18	.889	3	35	38	1.8	31	24	7	19	41	221	10.5
2021	LVA	32	32	833	114	257	.444	63	151	.417	51	106	.481	.566	46	50	.920	6	77	83	2.6	51	24	12	21	47	337	10.5
2022	LVA	21	0	377	45	118	.381	34	93	.366	11	25	.440	.525	16	21	.762	5	37	42	2.0	25	9	3	6	35	140	6.7
2023	LVA																											
Career		253	90	5471	872	2267	.385	407	1110	.367	465	1157	.402	.474	508	589	.862	105	460	565	2.2	387	261	64	265	493	2659	10.5



## A'JA WILSON

## #22

**Center/Forward 6-4 South Carolina '18**

**6th Year**

### WNBA Career

- 2022 WNBA Champion
- 2022 & 2020 WNBA M'VP
- 2022 WNBA Defensive Player of the Year
- 2022 WNBA All-Defensive First Team
- 2022 & 2020 All-WNBA First Team
- 2021 All-WNBA Second Team
- 2020 WNBA All-Defensive Second Team
- 2022, 2021, 2019 & 2018 WNBA All-Star
- 2022 & 2019 All-Star Team Captain
- 2022 WNBA All-Star Leading Vote-Getter
- 2018 WNBA Rookie of the Year (unanimous)
- 2018 WNBA All-Rookie Team
- 5-time Western Conference Player of the Month
- 10-time Western Conference Player of the Week

### International Career

- 2020 Olympic gold medalist (USA 5x5)
- 2022, 2018 FIBA World Cup gold medalist (USA 5x5) & 2022 FIBA World Cup M'VP.

### Collegiate Career

- 2017 NCAA Champion
- 2017 Final Four Most Outstanding Player
- 2018 National Player of the Year (consensus)
- 4-time All-American
- 2-time SEC Defensive Player of the Year

### 2023 (Las Vegas) ...

- More greatness to come

### 2022 (Las Vegas)

- Named WNBA MVP for 2nd time (7th player with multiple MVPs) ... Led or tied for the team lead in scoring 16 times, and in rebounding 22 times ... Named Western Conference Player of the Week on May 16, May 30, June 21, June 25 and Aug. 15 ... Named WNBA Western Conference Player of the Month for May and July ... Set franchise record for most consecutive games scoring 20+ points (8)

### 2021 (Las Vegas)

- Led or tied for the team lead in scoring 12 times, in rebounding 14 times, and in assists 6 times ... Named WNBA Western Conference Player of the Month for June ... Named WNBA Western Conference Player of the Week (July 4)

### 2020 (Las Vegas)

- Named WNBA MVP (5th youngest in history) ... Named Western Conference Player of the Week (August 10, September 14) ... Named Western Conference Player of the Month (August, September) ... Tied a franchise record for most made free throws in a game without a miss when she went 12 for 12 at Dallas on August 25 ... Made 25 straight free throws—longest streak of her career

### 2019 (Las Vegas)

- Led or tied for the team lead in scoring 11 times, in rebounding 9 times, and in assists 1 time ... Named WNBA Western Conference Player of the Week on June 24 and July 1 ... Scored a career-high 39 points vs. Indiana on June 29, which tied the franchise record for points in a game ... Sprained her ankle and had to leave the game in the 3rd quarter at Seattle on July 19, and missed 8 games ... Posted 3 games of 20+ points and 10+ rebounds

### 2018 (Las Vegas)

- Named Western Conference Player of the Week (July 9) ... Led the W in free throw attempts and made free throws ... Set franchise records for made field goals, field goal attempts, made free throws, free throw attempts, points and scoring average ... Tied the program record for most made free throws (14) and most free throw attempts (18) in a game against Washington on June 1 ... Set the franchise record for most made field goals in a game (16 at Indiana on June 12) ... Scored the second most points by a rookie (35) in franchise history at Indiana on June 12 ... Recorded 7 games of at least 20 points and 10 rebounds

### Personal

- Enjoys eating Chipotle and Chik-fil-A ... Father, Roscoe, played professional basketball internationally for 10 years ... Is dyslexic ... Is a member of the WNBA and WNBPA Social Justice Council ... First WNBA player to partner with Mountain Dew

### Record Without

Year	Games Missed	Record With	Record Without
2018	0	14-19	0-0
2019	8	15-11	6-2
2020	0	18- 4	0-0
2021	0	24- 8	0-0
2022	0	26-10	0-0
2023	0	0- 0	0-0
<b>Totals</b>	<b>0</b>	<b>97-52</b>	<b>6-2</b>

# PLAYER PROFILES



## Season Highs

	<i>Pts</i>	<i>Rebs</i>	<i>Asts</i>	<i>Stls</i>	<i>Blks</i>	<i>Min</i>	<i>FG</i>	<i>FGA</i>	<i>3G</i>	<i>3GA</i>	<i>FT</i>	<i>FTA</i>
2018	35	16	8	3	7	39:32	16	24	0	0	14	18
2019	39	12	5	3	7	40:52	14	20	0	1	11	14
2020	31	16	4	4	5	38:52	11	21	0	0	12	12
2021	30	15	8	4	3	43:18	10	24	1	1	12	12
2022	35	16	5	4	5	37:56	13	24	3	5	13	15

## WNBA Rankings

	<i>PPG</i>	<i>RPG</i>	<i>APG</i>	<i>SPG</i>	<i>BPG</i>	<i>MPG</i>	<i>FG%</i>	<i>3G%</i>	<i>FT%</i>
2018	3rd	6th	---	---	6th	16th	24th	---	---
2019	7th	17th	---	---	4th	---	---	---	---
2020	2nd	6th	---	24th	1st	10th	21st	---	---
2021	6th	8th	21st	---	11th	10th	21st	---	10th
2022	5th	2nd	---	12th	1st	19th	12th	16th	---

## Milestones Reached

<i>Mark</i>	<i>Opponent</i>	<i>Date</i>	<i>Gm. #</i>
1st Pt	@ Connecticut	May 20, 2018	1
1,000th Pt	Phoenix	Aug. 20, 2019	53
2,000th Pt	Washington	Aug. 17, 2021	104
1,000th Reb	@ Chicago	May 28, 2022	122

## Upcoming Milestones

<i>Mark</i>	<i>Category</i>	<i>Current</i>
3,000	Points	2,849
1,500	Rebounds	1,257
400	Assists	339
300	Blocked Shots	254
200	Steals	148

	Reb	Asts	Double-Doubles		Scoring				
Year	10+	10+	Pt/Reb	Pt/Ast	Year	10+	20+	30+	40+
2018	10	0	10	0	2018	33	18	3	0
2019	3	0	3	0	2019	23	7	1	0
2020	7	0	7	0	2020	22	15	1	0
2021	17	0	17	0	2021	30	14	1	0
2022	17	0	17	0	2022	34	20	1	0
2023	0	0	0	0	2023	0	0	0	0
Totals	54	0	54	0	Totals	142	74	7	0

## 2023 Regular Season Highs

Points  
Rebs  
Assists  
Steals  
Blocks  
Mins

## Regular Season Career Highs

Points	39	Indiana (OT)	June 29, 2019
Rebs	16	4x	
Assists	8	Dallas	June 27, 2018
	8 @	Dallas	July 11, 2021
Steals	4	3x	
Blocks	7	Chicago	July 5, 2018
	7 @	Atlanta	Sept. 5, 2019
Mins	43 @	Minnesota	June 25, 2021

## Career Regular Season Statistics

Year	Tm	G	GS	MP	FG	FGA	FG%	3P	3PA	3P%	2P	2PA	2P%	eFG%	FT	FTA	FT%	OR	DR	REB	RPG	A	S	B	TO	PF	PTS	PPG
2018 *	LVA	33	33	1010	245	530	.462	0	0	---	245	530	.462	.462	192	248	.774	66	198	264	8.0	74	27	55	46	68	682	20.7
2019 *	LVA	26	25	739	158	330	.479	0	1	.000	158	329	.480	.479	114	144	.792	42	125	167	6.4	47	13	45	56	52	430	16.5
2020	LVA	22	22	697	166	346	.480	0	0	---	166	346	.480	.480	118	151	.781	34	154	188	8.5	45	27	44	35	49	450	20.5
2021 *	LVA	32	32	1021	207	466	.444	1	1	1.000	206	465	.443	.445	169	193	.876	63	235	298	9.3	98	28	40	46	49	584	18.3
2022 *	LVA	36	36	1080	260	519	.501	31	83	.373	229	436	.525	.531	152	187	.813	66	273	339	9.4	75	52	70	61	76	703	19.5
2023	LVA	21	1	121	10	33	.303	3	22	.136	7	11	.636	.348	4	4	1.000	4	15	19	1.2	7	2	3	5	10	27	1.3
<b>Career</b>		149	148	4548	1036	2191	.473	32	85	.376	1004	2106	.477	.480	745	923	.807	272	985	1257	8.4	339	148	254	245	294	2849	19.1



## JACKIE YOUNG

#0

**Guard**

**5-11**

**Notre Dame '19**

**5th Year**

### WNBA Career

- 2022 WNBA Championship
- 2022 WNBA Most Improved Player Award Winner
- 2022 WNBA All-Star
- 1-time Western Conference Player of the Week

### International Career

- 2020 Olympic gold medalist (USA 3x3)

### Collegiate Career

- 2019 NCAA Champion
- 2019 ACC Tournament MVP

### High School Career

- 2016 Naismith Player of the Year
- 2016 Indiana's Miss Basketball

### 2023 (Las Vegas) ...

### 2022 (Las Vegas)

- Led or tied for the team lead in scoring 5 times, in assists 7 times, and in rebounds 3 times ... Named Western Conference Player of the Week for May 16-22 ... Injured her ankle early in the 4th Q vs. CT on 6/2 ... DNP 6/5 and 6/11 (right ankle sprain) ... Named to her first All-Star Team as a starter (2nd leading vote-getter among guards)

### 2021 (Las Vegas)

- Led or tied for the team lead in assists 5 times, in scoring 4 times, and in rebounding 2 times

### 2020 (Las Vegas)

- Led or tied for the team lead in scoring on 2 occasions, in rebounding 2 times, and in assists 3 times

### 2019 (Las Vegas)

- Led or tied for the team lead in assists on 18 occasions, and in scoring 1 time

### Collegiate Honors & Notes (Notre Dame)

- Ranked 3rd in the nation among guards in FG% ... Was one of only 4 players in the nation to average more than 14.0 points, 7.0 rebounds and 5.0 assists during her final year at Notre Dame

PLAYER PROFILES



Team Record Without

Year	Games Missed	Record With	Record Without
2019	0	21-13	0-0
2020	0	18-4	0-0
2021	0	24-8	0-0
2022	2	24-10	2-0
2023	0	0-0	0-0
Totals	2	87-35	2-0

Season Highs

	PTS	REBS	ASTS	STLS	BLKS	MIN	FG	FGA	3G	3GA	FT	FTA
2019	17	10	10	3	2	35:08	5	14	2	3	9	12
2020	20	7	9	4	1	32:42	8	15	1	2	5	6
2021	29	10	6	4	2	40:27	14	19	1	3	10	10
2022	26	9	9	3	2	41:21	9	19	4	7	8	8

WNBA Rankings

	PPG	RPG	APG	SPG	BPG	MPG	FG%	3G%	FT%
2019	---	---	---	---	---	---	---	---	---
2020	---	---	23rd	---	---	---	16th	---	---
2021	25th	---	18th	23rd	---	11th	11th	---	21st
2022	12th	---	14th	13th	---	3rd	22nd	3rd	13th

Milestones

Mark	Opponent	Date	Gm. #
1st Pt	Los Angeles	May 26, 2019	1
1,000th Pt	Los Angeles	May 23, 2022	96

Upcoming Milestones

Mark	Category	Current
1,500	Points	1,398
500	Rebounds	484
500	Assists	455
200	Steals	125

	Reb	Asts	Double Doubles			Scoring			
Year	10+	10+	Pt/Reb	Pt/Ast	Reb-Ast	Year	10+	20+	30+
2019	1	1	0	0	1	2019	7	0	0
2020	0	0	0	0	0	2020	12	2	0
2021	2	0	2	0	0	2021	21	4	0
2022	0	0	0	0	0	2022	30	11	0
2023	0	0	0	0	0	2023	0	0	0
Totals	3	1	2	0	1	Totals	70	17	0

2023 Regular Season Highs

Points  
Rebs  
Assists  
Steals  
Blocks  
Mins

Regular Season Career Highs

Points	29	Minnesota	Sept. 8, 2021
Rebs	11	@ Seattle	May 18, 2021
Assists	10	Indiana	June 29, 2019
	10	Phoenix	Aug. 20, 2019
Steals	4	@ Connecticut	Sept. 3, 2020
	4	Dallas	Sept. 13, 2021
Blocks	2	4x	
Mins	41	Washington	June 25, 2022

Career Regular Season Statistics

Year	Tm	G	GS	MP	FG	FGA	FG%	3P	3PA	3P%	2P	2PA	2P%	eFG%	FT	FTA	FT%	OR	DR	REB	RPG	A	S	B	TO	PF	PTS	PPG
2019	LVA	34	34	767	76	236	.322	14	44	.318	62	192	.323	.352	59	73	.808	23	88	111	3.3	153	26	12	53	47	225	6.6
2020	LVA	22	0	568	93	189	.492	3	13	.231	90	176	.511	.500	52	61	.852	18	77	95	4.3	67	15	2	35	39	241	11.0
2021	LVA	32	32	1018	155	307	.505	5	20	.250	150	287	.523	.513	75	90	.833	21	110	131	4.1	103	36	11	47	58	390	12.2
2022 *	LVA	34	34	1129	191	401	.476	50	116	.431	141	285	.495	.539	110	128	.859	43	105	148	4.4	132	48	8	43	81	542	15.9
2023	LVA																											
Career		122	100	3480	515	1132	.455	72	193	.373	443	939	.472	.487	296	352	.841	104	380	484	4.0	455	125	33	178	225	1398	11.5



## 2022 ACES VS STORM & STORM VS ACES

### Aces vs. Storm, 2022 Regular Season

PLAYER	GP-GS	MIN	FGM-FGA	FG%	3-POINT		FTM-FTA	FT%	--- REBOUNDS ---			AST	PF-DQ	STL	TO	BLK	PTS/AVG
					FGM-FGA	FG%			OFF	DEF	TOT/AVG						
Wilson, A	4-4	137:12	36 - 68	52.9%	4-8	50.0%	15 - 20	75.0%	11	36	47/11.8	11	6-0	4	8	7	91/22.8
Plum, K	4-4	137:14	25 - 60	41.7%	11-28	39.3%	12 - 14	85.7%	3	6	9/2.3	17	17-0	9	14	0	73/18.3
Gray, C	4-4	124:03	27 - 53	50.9%	3-12	25.0%	13 - 13	100%	1	20	21/5.3	30	6-0	4	10	2	70/17.5
Young, J	4-4	134:33	17 - 33	51.5%	5-10	50.0%	10 - 12	83.3%	4	15	19/4.8	18	11-0	8	4	0	49/12.3
Rupert, I	2-0	29:07	7 - 12	58.3%	3-7	42.9%	0 - 1	0.0%	4	3	7/3.5	1	1-0	1	1	0	17/8.5
Williams, R	3-0	54:02	7 - 18	38.9%	6-15	40.0%	4 - 4	100%	0	9	9/3.0	5	2-0	0	2	1	24/8.0
Hamby, D	3-2	79:51	9 - 26	34.6%	0-7	0.0%	2 - 2	100%	5	21	26/8.7	3	8-0	2	4	0	20/6.7
Colson, S	1-0	10:38	1 - 3	33.3%	1-3	33.3%	2 - 2	100%	0	0	0/0.0	0	1-0	0	0	0	5/5.0
Stokes, K	3-2	66:05	4 - 8	50.0%	1-3	33.3%	2 - 2	100%	6	7	13/4.3	5	4-0	3	0	3	11/3.7
Plaisance, T	2-0	11:53	0 - 2	0.0%	0-1	0.0%	1 - 2	50.0%	0	2	2/1.0	1	2-0	0	2	3	1/0.5
Sheppard, A	1-0	08:15	0 - 0	0.0%	0-0	0.0%	0 - 0	0.0%	0	0	0/0.0	0	3-0	0	2	0	0/0.0
Bell, K	3-0	07:08	0 - 3	0.0%	0-2	0.0%	0 - 0	0.0%	0	0	0/0.0	0	0-0	0	1	0	0/0.0
Aces	4-20	800:00	133 - 286	46.5%	34-96	35.4%	61 - 72	84.7%	34	119	176/44.0	91	61-0	31	53	16	361/90.3
Storm	4-20	800:00	125 - 294	42.5%	51-126	40.5%	42 - 52	80.8%	37	105	167/41.8	84	64-0	24	56	20	343/85.8

### Storm vs. Aces, 2022 Regular Season

PLAYER	GP-GS	MIN	FGM-FGA	FG%	3-POINT		FTM-FTA	FT%	----- REBOUNDS -----			AST	PF-DQ	STL	TO	BLK	PTS/AVG
					FGM-FGA	FG%			OFF	DEF	TOT/AVG						
Stewart, B	4-4	132:34	31 - 72	43.1%	10-22	45.5%	19 - 24	79.2%	11	29	40/10.0	9	5-0	4	4	3	91/22.8
Loyd, J	4-4	124:51	26 - 58	44.8%	15-31	48.4%	15 - 15	100%	2	4	6/1.5	6	9-0	2	11	3	82/20.5
Charles, T	3-2	73:26	12 - 33	36.4%	2-8	25.0%	1 - 2	50.0%	9	10	19/6.3	8	9-0	2	7	2	27/9.0
Bird, S	4-4	113:41	12 - 31	38.7%	7-22	31.8%	0 - 0	0.0%	1	9	10/2.5	26	5-0	5	10	0	31/7.8
Williams, G	4-4	99:10	11 - 27	40.7%	1-7	14.3%	2 - 4	50.0%	3	15	18/4.5	14	6-0	3	8	2	25/6.3
Talbot, S	4-0	55:55	9 - 17	52.9%	6-12	50.0%	0 - 0	0.0%	0	10	10/2.5	3	6-0	4	4	2	24/6.0
Prince, E	4-0	33:08	7 - 13	53.8%	5-7	71.4%	5 - 5	100%	0	1	1/0.3	4	4-0	2	1	1	24/6.0
Magbegor, E	4-2	81:47	9 - 22	40.9%	0-4	0.0%	0 - 0	0.0%	7	16	23/5.8	3	8-0	2	5	6	18/4.5
Lavender, J	2-0	25:22	3 - 9	33.3%	1-4	25.0%	0 - 2	0.0%	2	5	7/3.5	1	4-0	0	1	1	7/3.5
January, B	4-0	53:16	4 - 10	40.0%	4-9	44.4%	0 - 0	0.0%	1	6	7/1.8	10	7-0	0	3	0	12/3.0
Gray, R	1-0	06:52	1 - 2	50.0%	0-0	0.0%	0 - 0	0.0%	1	0	1/1.0	0	1-0	0	0	0	2/2.0
Russell, M	0-0	0	0 - 0	0.0%	0-0	0.0%	0 - 0	0.0%	0	0	0/0.0	0	0-0	0	0	0	0/0.0
Storm	4-20	800:00	125 - 294	42.5%	51-126	40.5%	42 - 52	80.8%	37	105	167/41.8	84	64-0	24	56	20	343/85.8
Aces	4-20	800:00	133 - 286	46.5%	34-96	35.4%	61 - 72	84.7%	34	119	176/44.0	91	61-0	31	53	16	361/90.3



2022 FINAL REGULAR SEASON STATISTICS



LAS VEGAS ACES (26-10)

PLAYER	-FIELD GOALS-						-3-POINT FG--			-FREE THROWS-			--REBOUNDS--				PF	DQ	STL	TO	BLK	PTS	AVG
	G	GS	MIN	FG	FGA	PCT	FG	FGA	PCT	FT	FTA	PCT	OFF	DEF	TOT	AST							
Plum	36	36	1182	244	531	.460	113	269	.420	125	149	.839	9	87	96	184	90	0	36	94	2	726	20.2
Wilson	36	36	1080	260	519	.501	31	83	.373	152	187	.813	66	273	339	75	76	1	52	61	70	703	19.5
Young	34	34	1129	191	401	.476	50	116	.431	110	128	.859	43	105	148	132	81	0	48	43	8	542	15.9
Gray	35	35	1039	183	373	.491	34	100	.340	81	89	.910	10	102	112	212	54	0	57	80	10	481	13.7
Hamby	34	32	901	116	249	.466	16	73	.219	67	93	.720	48	192	240	38	68	1	36	50	5	315	9.3
Williams	21	0	377	45	118	.381	34	93	.366	16	21	.762	5	37	42	25	35	1	9	6	3	140	6.7
Plaisance	31	2	401	43	116	.371	31	89	.348	7	10	.700	16	64	80	15	41	0	8	20	13	124	4.0
Rupert	17	0	223	25	54	.463	14	38	.368	1	3	.333	11	28	39	15	35	0	7	9	0	65	3.8
Stokes	31	4	476	26	61	.426	5	24	.208	13	16	.813	28	107	135	20	39	0	14	18	25	70	2.3
Colson	18	0	123	10	32	.313	3	11	.273	5	5	1.000	3	5	8	18	14	0	2	7	0	28	1.6
Sheppard	23	0	174	10	42	.238	9	33	.273	6	8	.750	6	8	14	7	26	1	5	7	1	35	1.5
Bell	21	1	121	10	33	.303	3	22	.136	4	4	1.000	4	15	19	7	10	0	2	5	3	27	1.3
ACES	36	-	7225	1163	2529	.460	343	951	.361	587	713	.823	249	1023	1272	748	569	4	276	421	140	3256	90.4
OPPONENTS	36	-	7225	1113	2546	.437	329	925	.356	472	593	.796	295	1009	1304	755	642	2	201	481	148	3027	84.1

	-- SINGLE-GAME HIGHS --						----- AVERAGE PER GAME -----						-CAREER HIGHS (C=SET, T=TIED THIS SEASON)-								
PLAYER	MIN	REB	AST	ST	TO	PTS	MIN	REB	AST	STL	TO	BLK	PTS	FG	FGA	FT	FTA	REB	AST	PTS	
Plum	40	6	11	6	6	1	32	32.8	2.7	5.1	1.00	2.6	0.06	20.2	9C	19C	9C	11C	9	13	29C
Wilson	38	16	5	4	5	5	35	30.0	9.4	2.1	1.44	1.7	1.94	19.5	16	24T	14	18	16T	8	39
Young	41	9	9	3	4	2	26	33.2	4.4	3.9	1.41	1.3	0.24	15.9	14	19T	10	12	11	10	29
Gray	40	7	12	5	5	2	33	29.7	3.2	6.1	1.63	2.3	0.29	13.7	11T	21	11C	11T	10	14	33C
Hamby	39	19	5	4	4	2	24	26.5	7.1	1.1	1.06	1.5	0.15	9.3	11T	19C	7	13	18C	6	27
Williams	26	5	3	2	1	1	14	18.0	2.0	1.2	0.43	0.3	0.14	6.7	17	28	18	20	9	6	51
Plaisance	32	9	3	1	4	3	13	12.9	2.6	0.5	0.26	0.6	0.42	4.0	10	19	4	4	12	6	25
Rupert	23	5	3	2	2	0	13	13.1	2.3	0.9	0.41	0.5	0.00	3.8	5C	7C	1C	2C	5C	3C	13C
Stokes	29	10	3	2	3	3	9	15.3	4.4	0.6	0.45	0.6	0.81	2.3	6	10	11	12	17	4	23
Colson	16	2	5	1	2	0	5	6.8	0.4	1.0	0.11	0.4	0.00	1.6	5	11	8	11	4	8	17
Sheppard	20	2	1	1	2	1	6	7.6	0.6	0.3	0.22	0.3	0.04	1.5	2C	5C	2C	2C	2C	1C	6C
Bell	16	5	2	1	1	1	12	5.8	0.9	0.3	0.10	0.2	0.14	1.3	4C	6C	2C	2C	5C	2C	12C
ACES	225	50	32	17	20	10	109	200.7	35.3	20.8	7.67	11.7	3.89	90.4	41	91	42	56	56	33	109C
OPPONENTS	225	53	35	12	22	10	116	200.7	36.2	21.0	5.58	13.4	4.11	84.1	46	92	40	51	57	35C	116C

SEATTLE STORM (22-14)

PLAYER	-FIELD GOALS-						-3-POINT FG--			-FREE THROWS-			--REBOUNDS--				PF	DQ	STL	TO	BLK	PTS	AVG
	G	GS	MIN	FG	FGA	PCT	FG	FGA	PCT	FT	FTA	PCT	OFF	DEF	TOT	AST							
Stewart	34	34	1052	255	540	.472	67	177	.379	164	196	.837	46	211	257	97	72	0	54	43	31	741	21.8
Loyd	36	36	1090	201	508	.396	84	218	.385	100	112	.893	20	75	95	121	64	0	39	78	7	586	16.3
Charles (TOT)	34	26	982	198	433	.457	39	110	.355	67	81	.827	51	198	249	67	96	0	25	72	23	502	14.8
Charles (SEA)	18	10	453	94	197	.477	15	44	.341	23	26	.885	36	97	133	33	53	0	12	34	11	226	12.6
Davis	1	0	18	4	7	.571	2	3	.667	1	1	1.000	1	1	2	0	4	0	2	1	0	11	11.0
Magbegor	33	23	817	133	242	.550	10	29	.345	39	53	.736	53	131	184	45	95	2	29	46	58	315	9.5
Bird	31	31	818	85	211	.403	56	144	.389	16	16	1.000	6	53	59	186	23	0	37	60	4	242	7.8
G. Williams	36	36	920	108	243	.444	18	70	.257	35	45	.778	43	136	179	111	59	0	54	52	13	269	7.5
Talbot	34	1	548	64	138	.464	29	73	.397	14	24	.583	23	84	107	45	44	0	23	36	11	171	5.0
Prince	33	0	406	44	124	.355	21	59	.356	21	25	.840	6	26	32	58	30	0	21	15	3	130	3.9
Lavender	27	4	329	45	110	.409	5	24	.208	8	12	.667	26	63	89	24	30	0	3	24	4	103	3.8
January	36	5	608	46	122	.377	23	74	.311	19	23	.826	7	29	36	85	59	0	23	53	8	134	3.7
Gray	11	0	85	10	20	.500	2	3	.667	5	6	.833	11	13	24	1	19	0	2	9	0	27	2.5
Russell	5	0	54	4	8	.500	0	0	---	2	3	.667	2	7	9	1	7	0	0	7	0	10	2.0
K. Williams	3	0	27	2	8	.250	1	4	.250	0	0	---	0	2	2	5	1	0	0	2	0	5	1.7
Perez	1	0	2	0	0	---	0	0	---	0	0	---	0	0	0	1	0	0	0	0	0	0	0.0
STORM	36	-	7225	1095	2478	.442	333	922	.361	447	542	.825	280	928	1208	813	560	2	299	483	150	2970	82.5
OPPONENTS	36	-	7225	1073	2471	.434	251	784	.320	425	539	.788	310	1005	1315	746	578	4	260	562	105	2822	78.4

	-- SINGLE-GAME HIGHS --							----- AVERAGE PER GAME -----							-CAREER HIGHS (C=SET, T=TIED THIS SEASON)-						
PLAYER	MIN	REB	AST	ST	TO	BL	PTS	MIN	REB	AST	STL	TO	BLK	PTS	FG	FGA	FT	FTA	REB	AST	PTS
Stewart	40	15	7	6	4	4	35	30.9	7.6	2.9	1.59	1.3	0.91	21.8	13T	25	12C	15C	17	9	38
Loyd	43	5	7	4	5	2	38	30.3	2.6	3.4	1.08	2.2	0.19	16.3	13T	30	14	16	10	10	38C
Charles (TOT)	39	15	5	3	5	4	29	28.9	7.3	2.0	0.74	2.1	0.68	14.8	14	27	19	24	23	10	36
Charles (SEA)	34	15	5	3	5	4	27	25.1	7.4	1.8	0.67	1.9	0.61	12.6							
Davis	18	2	0	2	1	0	11	17.6	2.0	0.0	2.00	1.0	0.00	11.0	9	16	8	8	7	9	23
Magbegor	36	11	4	3	4	7	21	24.7	5.6	1.4	0.88	1.4	1.76	9.5	6C	7C	0C	0C	6C	1C	13C
Bird	32	4	9	3	4	1	17	26.4	1.9	6.0	1.19	1.9	0.13	7.8	11	23	11	12	8	14	33
G. Williams	36	10	9	6	4	2	23	25.6	5.0	3.1	1.50	1.4	0.36	7.5	10C	13C	6	7	10T	7C	26
Talbot	38	14	5	3	2	2	15	16.1	3.1	1.3	0.68	1.1	0.32	5.0	7	13	6	6	7C	6	24
Prince	29	4	5	3	2	1	15	12.3	1.0	1.8	0.64	0.5	0.09	3.9	12	25	12	13	9	9	33
Lavender	29	10	5	1	2	1	12	12.2	3.3	0.9	0.11	0.9	0.15	3.8	11	22	8	8	15	6	25
January	32	3	7	3	4	3	12	16.9	1.0	2.4	0.64	1.5	0.22	3.7	8	18	14	15	7	10	23
Gray	15	5	1	1	3	0	8	7.8	2.2	0.1	0.18	0.8	0.00	2.5	9	12	6	8	15	2	22
Russell	12	3	1	0	3	0	4	10.7	1.8	0.2	0.00	1.4	0.00	2.0	7	13	5	9	11	7	19
K. Williams	14	2	3	0	1	0	5	8.8	0.7	1.7	0.00	0.7	0.00	1.7	2C	7C	1	1	2T	3C	5C
Perez	2	0	1	0	0	0	0	2.3	0.0	1.0	0.00	0.0	0.00	0.0	0C	0C	0C	0C	0C	1C	0C
STORM	225	43	37	14	19	9	111	200.7	33.6	22.6	8.31	13.4	4.17	82.5	44C	100	33	43	57	37C	111T
OPPONENTS	225	49	30	12	24	10	109	200.7	36.5	20.7	7.22	15.6	2.92	78.4	41	98	38	55	50	30T	110

# Las Vegas Aces

## MEDIA CHEAT SHEET



**Kierstan Bell**  
G 6-1 176  
FGCU 2nd Yr.



**Alysha Clark**  
F 5-11 167  
Middle Tenn. 11th Yr.




**Sydney Colson**  
G 5-8 140  
Texas A&M 9th Yr.



**Cayla George**  
C/F 6-4 192  
Australia 4th Yr.



**Chelsea Gray**  
G 5-11 170  
Duke 9th Yr.



**Candace Parker**  
F/C 6-4 184  
Tennessee 16th Yr.



**Kelsey Plum**  
G 5-8 145  
Washington 6th Yr.




**Kiah Stokes**  
C 6-3 191  
Connecticut 8th Yr.




**Riquna Williams**  
G 5-7 165  
Miami 11th Yr.



**A'ja Wilson**  
F 6-4 195  
South Carolina 6th Yr.



**Jackie Young**  
G 6-0 165  
Notre Dame 5th Yr.



**Becky Hammon**  
Head Coach



**Natalie Nakase**  
Assistant Coach



**Tyler Marsh**  
Assistant Coach



**Charlene Thomas-Swinson**  
Assistant Coach



**Tera Giroux**  
Assistant Medical Director



**Michelle Anumba**  
Athletic Trainer



**Jeremiah Welch**  
Performance Coach



**Lujene Clark**  
Massage Therapist



**Kristin Moore**  
Equipment Manager

### PRONUNCIATION GUIDE

- 1 Kierstan Bell
- 7 Alysha Clark
- 41 Kiah Stokes
- 2 Riquna Williams
- 22 A'ja Wilson

Natalie Nakase  
Michelle Anumba  
Tera Giroux  
Lujene Clark  
Tera Giroux

### PRO-NUN-C-A-SHUN GUYD

KEER-stin  
Uh-LEE-sha  
KEE-uh  
rih-QWAHN-uh  
A-zhuh (like the continent, Asia)

nuh-KAH-say  
uh-NOOM-buh  
TAIR-up guh-ROO  
LOO-zhean