



2022

Las Vegas (1-0) vs. Seattle (1-0)

May 8, 2022—(Michelob ULTRA Arena, Las Vegas, NV)
7:00 pm PT, ESPN2
Game #2, Home Game #1


Aces Media Relations
John Maxwell, (951) 203-3208, jmaxwell@lasvegasaces.com

2022 Schedule/Results

Date	Opponent	Time/Result
May	6 @ Phoenix (NBA TV)	W, 106-88
	8 Seattle (ESPN2)	7:00 pm
	10 @ Washington (Facebook)	4:00 pm
	13 @ Atlanta	4:30 pm
	17 Phoenix (CBSSN)	7:00 pm
	19 Minnesota	7:00 pm
	21 Phoenix (ABC)	12:00 pm
	23 Los Angeles (Facebook)	7:00 pm
June	28 @ Chicago (ABC)	12:00 pm
	31 Connecticut (ESPN2)	7:00 pm
	2 Connecticut (Facebook)	7:00 pm
	5 Dallas	3:00 pm
	11 @ Los Angeles (Facebook)	6:00 pm
	15 @ Dallas	6:00 pm
	19 Minnesota (CBSSN)	3:00 pm
	21 Chicago (CBSSN)	7:00 pm
	25 Washington (NBA TV)	7:00 pm
	27 @ Los Angeles (NBA TV)	7:30 pm
July	29 @ Seattle (Amazon)	7:00 pm
	1 @ Minnesota (NBA TV)	5:00 pm
	3 @ Minnesota (Amazon)	4:00 pm
	6 New York (CBSSN)	7:00 pm
	10 All-Star Game	TBD
	12 @ New York	4:00 pm
	14 @ New York (NBA TV)	8:00 pm
	17 @ Connecticut (ABC)	10:00 am
	19 Atlanta (NBA TV)	7:00 pm
	21 Indiana (NBA TV)	7:00 pm
August	23 Los Angeles (NBA TV)	7:00 pm
	26 Commissioner's Cup	TBD
	29 @ Indiana (NBA TV)	4:00 pm
	31 @ Indiana (NBA TV)	12:00 pm
	2 @ Washington (Facebook)	4:00 pm
	4 @ Dallas (ESPN3)	5:00 pm
	7 @ Seattle (ABC)	12:00 pm
	9 Atlanta (CBSSN)	7:00 pm
	11 Chicago (NBA TV)	7:00 pm
	14 Seattle	3:00 pm

All times Pacific and subject to change

Hole Cards



A'ja Wilson

2022 RS Stats

Notes

F 5th Year 6-4
South Carolina '18

15.0 ppg 11.0 rpg 2.0 apg
62.5 FG% 0.0 3G% 83.3 FT%
In 2021, 6th in ppg, 8th in rpg, 21st in apg, 10th in FT%, 21st in FG%, 11th in bpg ... 2020 M'VP ... 3-time All-Star ... 2018 Rookie of Yr ... 2021 Olympic gold medalist ...



Dearica Hamby

2022 RS Stats

Notes

F 8th Year 6-3
Wake Forest '15

24.0 ppg 7.0 rpg 2.00 bpg
78.6 FG% 50.0 3G% 1.000 FT%
In 2021, 13th in rpg, 5th in FG% ... 2021 All-Star ... Two-time 6th Player of the Year (2019, 2020)



Kelsey Plum

2022 RS Stats

Notes

G 5th Year 5-8
Washington '17

20.0 ppg 6.0 rpg 7.0 apg
43.8 FG% 55.6 3G% 1.000 FT%
In 2021, 16th in ppg, 14th in apg, 13th in 3G%, 1st in FT% ... 2021 US Olympic gold medalist (3x3) ... 2021 6th Player of the Year ...



Jackie Young

2022 RS Stats

Notes

G 4th Year 6-0
Notre Dame '19

20.0 ppg 3.0 rpg 4.0 apg
80.0 FG% --- 3G% 1.000 FT%
In 2021, 25th in ppg, 18th in apg, 11th in FG%, 21st in FT%, T23rd in spg ... 2021 US Olympic gold medalist (3x3)



Chelsea Gray

2022 RS Stats

Notes

G 8th Year 5-11
Duke '14

11.0 ppg 0.0 rpg 5.0 apg
57.1 FG% 50.0 3G% 1.000 FT%
In 2021, 4th in apg, 16th in FG%, 16th in 3G%, 20th in spg ... 4-time All-Star ... 2016 WNBA Champion ... 2017, 2019 All-W Teams (2nd & 1st teams) ... 2021 US Olympic gold medalist

The Turn

Kierstan Bell	G	1st Year	6-1	FGCU '22	All-American as a junior ... 2-Time ASUN Player of the Year ... Averaged 23.6 points per game at FGCU
Sydney Colson	G	8th Year	5-8	Texas A&M '11	2020 Stats—3.3 ppg, 33.3 3G% ... Played for Athletes Unlimited In 2022 ... Played for Aces in 2019
Theresa Plaisance	F	9th Year	6-5	LSU '14	In 2021, 6.4 ppg, 4.4 rpg for Mystics ... Career 33.6 3G%
Aisha Sheppard	G	1st Year	5-9	Virginia Tech '22	Averaged 11.8 ppg in 5 years at Va Tech ... Career 37.2 3G% in college
Kiah Stokes	C	7th Year	6-3	Connecticut '15	In 2021, 1.5 ppg, 6.1 rpg, 58.8 FG% ... Still completing her overseas commitments
Riquna Williams	G	10th Year	5-7	Miami '12	In 2021, 10.5 ppg, 2.6 rpg, 1.6 apg, 41.7 4G%, 92.0 FT% ... 2013 6th Woman of the Year ... DNP 5/6



CONGRATULATIONS

If you are reading this, it means that you have made the wise decision to cover a Las Vegas Aces game. Odds are, you a member of one of the most prestigious media outlets in the nation, and a talented print, radio or television personality.

Regardless of how these Game Notes came into your possession, welcome to year 5 of the Las Vegas Aces—the first under new Head Coach Bekcy Hammon.

These Game Notes are designed to simplify your coverage of the Aces, but in a society that now likes to communicate in 140 280 characters or less, even a modest-sized set of Game Notes like this one can be intimidating.

Over the next 2 pages, we will walk you through the complexities of this document to further enhance your ability to cover the most entertaining team in the WNBA.

So let's get started. These notes are divided into 3 primary sections: Season Notes, Individual Player Profiles and Statistics.

Statistics

Let's take these items in reverse order. If all you need are our season statistics, just flip to the end of these notes. Both team's stats are always located on the second to last page.

There is also a separate statistical packet in a different document with more detailed information about both teams.

The back page is the Media Cheat Sheet roster, complete with head shots to help you quickly identify our players.

What about box scores? Some folks like to see the box score from the previous game in Game Notes, while some folks like to peruse all of that season's box scores. Some like to see the box scores from previous meetings between the two teams playing today.

Given all these possibilities, we have decided not to include any box scores in an effort to rid the planet of unnecessary paper waste. All Aces box scores are located on line.

Individual Player Profiles

Each player on the roster has at least one page of info in this document.

Included in these are ...

- Notes from the 2022 season
- Notes from previous seasons
- Streaks that paint a statistical picture of the player's most recent efforts.
- Single-season and career highs.
- Career Stats

Additional information is available on each player's online biography, but these should give you what you need to cover the game.

Season Notes

This area is divided into 3 primary sections.

As the season progresses, the first notes will be super specific to this year's team and players, and should tell the story of the season, essentially answering the question, "Why do the Aces have the record they have?"

The second section contains interesting milestones or tidbits about this year's team or individuals.

The third section includes information from recent seasons that might (in theory) still have relevance to this year's team.

Today's Opponent

These pages let you know how the Aces have performed historically against today's opponent,

Additional Information

Also included in these notes are an Aces' roster, and Pronunciation Guide (page 4).

Frequently Asked Question

"I have found several typos in this document. Would you like to know about them?"

Yes, we would, but you should know that there are many people in the world who are not happy unless they find fault in the work of others. In an effort to boost their self-confidence, we have intentionally sprinkled several typos in this document to assist them, so we may already be aware of the typos of which you speak.

Epilogue

If you have any additional questions, please don't hesitate to reach out to Director of Media Relations John Maxwell at (951) 203-3208 or jmaxwell@lasvegasaces.com.

Thanks again for your interest in covering the Las Vegas Aces.



Alphabetical

##	Name	Pos.	Ht.	Wt.	Date Of Birth	Exp.	College	Hometown
1	Kierstan Bell	F	6-1	176	March 16, 2000	R	FGCU	Alliance, OH
51	Sydney Colson	G	5-8	140	August 6, 1989	7	Texas A&M	Houston, TX
12	Chelsea Gray	G	5-11	170	October 8, 1992	7	Duke	Hayward, CA
5	Dearica Hamby	F	6-3	189	November 6, 1993	7	Wake Forest	Atlanta, GA
55	Theresa Plaisance	F	6-5	200	May 18, 1992	8	LSU	New Orleans, LA
10	Kelsey Plum	G	5-8	145	August 24, 1994	4	Washington	San Diego, CA
4	Aisha Sheppard	G	5-9	145	November 13, 1998	R	Virginia Tech	Alexandria, VA
41	Kiah Stokes *	C	6-3	191	March 30, 1993	6	Connecticut	Cedar Rapids, IA
2	Riquna Williams	G	5-7	165	May 28, 1990	9	Miami	Pahokee, FL
22	A'ja Wilson	C	6-4	195	August 8, 1996	4	South Carolina	Hopkins, SC
0	Jackie Young	G	6-0	165	September 16, 1997	3	Notre Dame	Princeton, IN

Head Coach

Becky Hammon (Colorado State '99)

First Assistant Coach

Natalie Nakase (UCLA '03)

Assistant Coach/Head of Player Development

Tyler Marsh (Birmingham-Southern College '11)

Assistant Coach

Charlene Thomas-Swinson (Auburn '87)

Physical Therapist/Athletic Trainer

Michelle Anumba

Physical Therapist/Strength Coach

Erin Connor

Numerical

##	Name	Pos.	Ht.	Wt.	Date Of Birth	Exp.	College	Hometown
0	Jackie Young	G	6-0	165	September 16, 1997	3	Notre Dame	Princeton, IN
1	Kierstan Bell	F	6-1	176	March 16, 2000	R	FGCU	Alliance, OH
2	Riquna Williams	G	5-7	165	May 28, 1990	9	Miami	Pahokee, FL
4	Aisha Sheppard	G	5-9	145	November 13, 1998	R	Virginia Tech	Alexandria, VA
5	Dearica Hamby	F	6-3	189	November 6, 1993	7	Wake Forest	Atlanta, GA
10	Kelsey Plum	G	5-8	145	August 24, 1994	4	Washington	San Diego, CA
12	Chelsea Gray	G	5-11	170	October 8, 1992	7	Duke	Hayward, CA
22	A'ja Wilson	C	6-4	195	August 8, 1996	4	South Carolina	Hopkins, SC
41	Kiah Stokes *	C	6-3	191	March 30, 1993	6	Connecticut	Cedar Rapids, IA
51	Sydney Colson	G	5-8	140	August 6, 1989	7	Texas A&M	Houston, TX
55	Theresa Plaisance	F	6-5	200	May 18, 1992	8	LSU	New Orleans, LA

* Not in training camp. Still completing overseas playing commitments.

Pronunciation Guide

pro-NUN-c-A-shun GUYD

1	Kierstan Bell	KEER-stin
5	Dearica Hamby	d-AIR-ick-uh HAM-b
55	Theresa Plaisance	play-ZAWNCE
4	Aisha Sheppard	A-zhuh (like 2020 WNBA M'VP, A'ja Wilson)
41	Kiah Stokes	KEE-uh
2	Riquna Williams	rih-QWAHN-uh
22	A'ja Wilson	A-zhuh (like the continent, Asia)

Natalie Nakase
Michelle Anumba

nah-KAH-say
uh-NOOM-buh

VS. SEATTLE



Regular Season History

Overall	37-42
Home	22-14
Road	14-268

Playoff History

Overall	0-3
Home	0-2
Road	0-1
Series	0-1

Streaks (incl playoffs)

Overall	W 1
Home	W 1
Road	W 1

Aces' All-Time Results vs. Storm

Date	H/A	Opponent	W/L	LV	SEA
June 18, 2000	@	Seattle	W 1	56	53
June 20, 2000		Seattle	W 2	66	63
July 1, 2000	@	Seattle	W 3	81	60
June 9, 2001		Seattle	L 1	65	73
June 25, 2001		Seattle	L 2	47	65
August 3, 2001	@	Seattle	W 1	64	41
June 9, 2002	@	Seattle	W 2	71	68
June 15, 2002		Seattle	W 3	61	54
August 11, 2002	@	Seattle	L 1	57	74
May 24, 2003		Seattle	W 1	65	56
June 22, 2003	@	Seattle	L 1	53	93
August 12, 2003	@	Seattle	W 1	69	52
August 20, 2003		Seattle	W 2	78	70
June 19, 2004		Seattle	L 1	61	74
July 1, 2004	@	Seattle	L 2	52	76
July 12, 2004	@	Seattle	L 3	59	75
May 29, 2005	@	Seattle	L 4	51	79
June 30, 2005		Seattle	W 1	81	69
July 15, 2005	@	Seattle	L 1	70	92
August 23, 2005		Seattle	L 2	51	78
June 4, 2006	@	Seattle	W 1	89	87
June 23, 2006	@	Seattle	L 1	57	87
August 10, 2006		Seattle	W 1	75	65
May 25, 2007	@	Seattle	W 2	78	68
June 2, 2007	@	Seattle	W 3	78	68
July 7, 2007		Seattle	W 4	80	73
July 29, 2007	@	Seattle	W 5	92	88
May 24, 2008		Seattle	W 6	87	72
May 30, 2008	@	Seattle	L 1	57	78
June 13, 2008		Seattle	W 1	74	69
July 7, 2009	@	Seattle	L 1	53	66
July 28, 2009		Seattle	W 1	74	71
August 1, 2009	@	Seattle	L 1 (OT)	82	85
September 12, 2009		Seattle	L 2	55	64
May 30, 2010		Seattle	L 3	56	84
June 20, 2010	@	Seattle	L 4	61	82
June 29, 2010	@	Seattle	L 5	72	86
July 20, 2010		Seattle	L 6	74	80
July 14, 2011		Seattle	W 1	69	66
July 21, 2011	@	Seattle	L 1	55	73
August 2, 2011	@	Seattle	L 2	64	78
August 23, 2011	@	Seattle	L 3	55	63
September 3, 2011		Seattle	L 4	60	70

Date	H/A	Opponent	W/L	LV	SEA
June 9, 2012		Seattle	W 1	80	67
June 22, 2012	@	Seattle	L 1	76	82
September 14, 2012		Seattle	W 1	90	66
September 21, 2012	@	Seattle	L 1	75	84
June 21, 2013		Seattle	L 2	86	91
August 9, 2013	@	Seattle	W 1	77	56
August 11, 2013	@	Seattle	L 1	63	69
August 25, 2013		Seattle	W 1	70	64
August 27, 2013		Seattle	L 1	71	72
June 13, 2014		Seattle	L 2	72	79
June 19, 2014	@	Seattle	W 1	87	82
July 11, 2014		Seattle	L 1	67	88
August 3, 2014	@	Seattle	L 2	65	71
June 27, 2015		Seattle	W 1	73	71
August 8, 2015		Seattle	W 2	88	81
August 16, 2015	@	Seattle	L 1	63	72
August 28, 2015	@	Seattle	L 2	69	83
September 13, 2015	@	Seattle	W 1	59	58
June 14, 2016		Seattle	W 2	77	40
July 8, 2016	@	Seattle	L 1	68	78
July 20, 2016	@	Seattle	L 2	69	83
June 6, 2017		Seattle	L 3	76	85
June 18, 2017	@	Seattle	L 4	57	75
August 5, 2017		Seattle	W 1 (OT)	87	80
August 18, 2017	@	Seattle	L 1	78	79
May 27, 2018		Seattle	L 2	98	105
May 31, 2018	@	Seattle	L 3	74	101
June 19, 2018	@	Seattle	W 1	89	77
June 25, 2019		Seattle	W 2	60	56
July 19, 2019	@	Seattle	L 1	66	69
July 23, 2019		Seattle	W 1	79	62
August 22, 2020		Seattle	W 2	82	74
September 13, 2020	@	Seattle	W 3	86	84
October 2, 2020		Seattle	L 1	80	93
October 4, 2020		Seattle	L 2	91	104
October 6, 2020	@	Seattle	L 3	59	92
May 15, 2021	@	Seattle	L 4	83	97
May 18, 2021	@	Seattle	W 1	96	80
June 27, 2021		Seattle	W 2	95	92



HELLO ... MY NAME IS ...

There are a whole lot of new faces on the Aces in 2022 starting with the coaching staff. The team hired WNBA legend Becky Hammon to be its head coach on December 31, 2021. Joining her on the sidelines are Natalie Nakase, Tyler Marsh and Charlene Thomas-Swinson.

In April of this year, Las Vegas added another WNBA legend to its basketball staff, hiring Natalie Williams as its general manager.

On the court, the Aces added Theresa Plaisance as a free agent, and brought Sydney Colson back into the fold as an offseason acquisition as well.

In the draft, Las Vegas picked up Kierstan Bell (#11) in the first round and Aisha Sheppard (#23) in the second.

JUST WIN BABY!

The Aces have won 64 regular season games since the start of the 2019 season, which is the most in the league.

Las Vegas	64
Connecticut	59
Seattle	58

KEYS TO THE KINGDOM

The Aces led the WNBA in FG% (.472) and averaged the fewest TOs per game (11.8) in 2021. Only 2 other teams have led the league in those categories in the same year, and both won the championship that year—Phoenix (2007) and Washington (2019).

SPREADING THE WEALTH

7 Aces averaged double figures in scoring last season becoming the first WNBA team to do so. Only 3 other teams in WNBA history have had as many as 6 players average in double figures—the 2010 Lynx, 2016 Wings, 2018 Sun. However, only 5 members of those teams played in enough games to qualify for the scoring title. All 7 of the Aces' did.

BE ... AGGRESSIVE. B. E. AGGRESSIVE

The Aces are a team that has historically pounded the ball inside, and worn out a path to the free throw line.

	2018	2019	2020	2021	2022
FTA/G	23.5	21.5	23.4	22.1	18.0
Rank	2nd	1st	1st	1st	3rd

ALL RIGHT NOW

A'ja Wilson has made a living at the free throw line, leading the league in free throw attempts in each of her first 3 seasons in the league, while finishing second a year ago.

	2018	2019	2020	2021	2022
FTA/G	7.5	5.5	6.8	6.2	6.0
Rank	1st	1st	1st	2nd	2nd

GETTING DEFENSIVE

By nearly every statistical measure, the Aces defense did a complete 180 from 2018 to 2019, and they maintained that improvement in 2020 and 2021.

	2018	2019	2020	2021	2022
DER *	105.2	95.0	97.2	96.0	104.8
Opp ppg	87.0	78.8	80.1	80.2	88.0
Opp FG%	.449	.399	.431	.415	.452
Opp 3G%	.355	.321	.311	.306	.250
DReb%	.718	.731	.748	.758	.810

* points allowed per 100 possessions

MAJOR UPCOMING MILESTONES

Player/Coach	Statistic	Milestone	Current
Chelsea Gray	Assists	1,000 *	996

* Will become the 31st player in WNBA history to reach 1,000 assists. Ranks 11th among active players in career assists.

Rank

	2018	2019	2020	2021	2022
DER *	10th	1st	2nd	2nd	5th
Opp ppg	11th	8th	3rd	5th	4th
Opp FG%	9th	1st	3rd	2nd	4th
Opp 3G%	9th	2nd	2nd	1st	4th
DReb%	3rd	1st	2nd	2nd	1st

* points allowed per 100 possessions

2022 Transactions

February 15	Signed Kalani Brown	April 18	Waived Kalani Brown
March 2	Signed Sydney Colson	April 19	Waived Deja Winters
March 3	Signed Theresa Plaisance		Waived Fuastine Aifuwa
April 8	Waived Destiny Slocum	May 2	Waived Nancy Mulkey
April 11	Drafted Mya Hollingshed (#8), Kierstan Bell (#11), Kyalha Pointer (#13), Aisha Sheppard (#23), Faustine Aifuwa (#35)		Waived Khayla Pointer
		May 3	Waived Mya Hollingshed
		May 5	Signed Victoria Macaulay
			Waived Victoria Macaulay

R-E, R-E-B, R-E-B-O-U-N-D, RE-BOUND

Over the past 3 seasons, the Aces recorded the 3 highest defensive rebounds per game averages in WNBA history.

Year	Team	DRPG
2022	Las Vegas	33.0
2021	Las Vegas	31.3
2019	Las Vegas	29.6
2020	Las Vegas	29.3
2021	Seattle	28.4
2021	Phoenix	28.2

The Aces set the WNBA record for most defensive rebounds in a regulation game with 43 at Los Angeles on July 1 of last year.

In 2019, the Aces averaged the most rebounds per game in league history, and they nearly bettered that mark in 2021.

Year	Team	RPG
2022	Indiana	42.00
2019	Las Vegas	38.82
2010	Atlanta	38.79
2017	New York	38.71
2021	Las Vegas	38.66
2022	Las Vegas	38.00

IF A THREE FALLS IN THE WOODS ...

Although the Aces have been one of the better three-point shooting teams over the past 4 seasons, it wasn't a big part of their arsenal. Las Vegas finished last in three-point field goal attempts in each of the last 4 seasons.

	2018	2019	2020	2021	2022
3G%	34.6	36.7	36.6	37.5	52.4
Rank	7th	1st	4th	2nd	1st
	2018	2019	2020	2021	2022
3GA/G	10.9	15.0	11.5	13.5	21.0
Rank	12th	12th	12th	12th	5th

ALL ABOUT THAT PACE

The Aces have played at one of the fastest paces in the league since moving to Las Vegas as measured by possessions per 40 minutes.

	2018	2019	2020	2021	2022
Pos/40	82.4	82.3	82.6	82.5	84.5
Rank	1st	2nd	1st	1st	1st



THE IRON HORSE

Chelsea Gray is the active WNBA leader for consecutive games played. She is nearly three seasons away from challenging Dawn Staley for the all-time mark, however.

Active Consecutive Games Played

Games	Player
162	Chelsey Gray

All-Time Consecutive Games Played

Games	Player
263	Dawn Staley
261	Andrea Stinson
254	Teresa Weatherspoon
254	Janeth Arcain
248	Nicole Powell
248	Nykesha Sales

30 FOR 30

On September 13, 2021, Kelsey Plum became just the second player in WNBA history to scored 30 or more points in a game on multiple occasions as a reserve.

CAREER 30+ PT GMS AS A RESERVE

Player	Gms
Angel McCoughtry	5
Kelsey Plum	2
7 Others	1

5.91 SHADES OF GRAY

Chelsea Gray recorded the second greatest passing season in franchise history in 2021.

Player	Year	APG
Danielle Robinson	2013	6.74
Chelsea Gray	2021	5.91
Becky Hammon	2011	5.82
Becky Hammon	2010	5.38
Jennifer Azzi	2001	5.34

She also came within 4 assists of breaking the franchise record for assists in a season.

Becky Hammon	2011	192
Chelsea Gray	2021	189
Becky Hammon	2021	176
Danielle Robinson	2014	174
Becky Hammon	2010	172

THE GRAYSHEET

Aces guard Chelsea Gray broke the franchise record for assists in a half (10 in the 1st), and tied the mark for assists in a quarter (7 in the 1st), in Las Vegas May 28 win over Indiana.

She broke the franchise record for assists in a game with 14 vs. Minnesota on September 8.

BAY BAY'S KIDS

Kayla McBride led the Aces with 25 made threes in 22 games in 2021. Riquana Williams connected on 63 in 32 games last season, while Kelsey Plum drained 44 in 26 games.

CENTURY 2021

The Aces scored 100 or more points in 7 games in 2021. The WNBA record for most times crossing the century mark in a season is 10 by the 2010 Phoenix Mercury.

Year	Team	100+ Pt. Gms.
2010	Phoenix	10
2007	Phoenix	7
2009	Phoenix	7
2021	Las Vegas	7
2022	Las Vegas	1

That Mercury team also holds the league record for scoring average in a season.

Year	Team	PPG
2022	Las Vegas	106.0
2010	Phoenix	93.9
2009	Phoenix	92.8
2021	Las Vegas	89.4
2019	Washington	89.3



THIS TABLE IS RESERVED

Dearica Hamby and Jackie Young averaged double figures in scoring in 2020 despite not starting a single game. Only 7 other players in WNBA history had done that, and no other set of teammates had.

Last year, Hamby made that list again, while Kelsey Plum did it for the first time, posting the second highest scoring average in WNBA history by a player who didn't start a game.

Player	Year	Tm	PPG
Chamique Holdsclaw	2006	LA	15.0
Kelsey Plum	2021	LV	14.8
Dearica Hamby	2020	LV	13.0
Danielle Adams	2011	SA	12.4
Plenette Pierson	2008	DET	11.9
Dearica Hamby	2021	LV	11.6
Plenette Pierson	2007	DET	11.6
Renee Montgomery	2012	CT	11.5
DeWanna Bonner	2009	PHO	11.2
Jackie Young	2020	LV	11.0
Kara Lawson	2007	SAC	11.0

THE BENCH MOB

Las Vegas' bench averaged a league record 35.0 points per game in 2020. Only 7 other teams in WNBA history have averaged more than 30 points per game from their reserves.

The bench also led the W in minutes (18.0), rebounds (15.7), and assists per game (10.6) that year. The minutes and assist figures set records, and the rebounds were just off the 2015 NY Liberty, for highest rebound average for a bench unit (15.8).

Las Vegas' bench averaged 25.7 points per game in 2021—2nd most in the W. The reserves led the league in field goal percentage (.463).

C-NOTE OUT OF THE GATE

Las Vegas' 106 points in the team's season opener were the most points scored by a team in a season opener in WNBA history.

Date	Tm	Pts	Opp	Pts
May 6, 2022	LV	106	PHO	88
July 26, 2020	ATL	105	DAL	95
May 20, 2012	MIN	105	PHO	83
May 20, 2006	SAC	105	PHO	78



SHOOTING BLANKS

San Antonio had the least efficient offense in the W from 2015-17. The Aces improved to 6th in 2018, and finished 5th in the league in 2019. Two years ago they ranked 2nd, and in 2021 they finished first.

Year	OER	Rank
2014	101.1	4th out of 12
2015	89.0	12th out of 12
2016	93.6	12th out of 12
2017	95.7	12th out of 12
2018	102.0	6th out of 12
2019	99.1	5th out of 12
2020	107.3	2nd out of 12
2021	107.1	1st out of 12
2022	124.7	1st out of 12

OLE'

San Antonio wasn't known for its defensive prowess, finishing in the bottom third of the W in defensive efficiency in their last 6 seasons. In 2019, the Aces had the best defensive efficiency in the W, and they ranked second in 2020 and 2021.

Year	DER	Rank
2012	98.9	8th out of 12
2013	101.3	12th out of 12
2014	103.1	11th out of 12
2015	100.2	9th out of 12
2016	104.0	9th out of 12
2017	104.5	8th out of 12
2018	105.2	9th out of 12
2019	95.0	1st out of 12
2020	97.2	2nd out of 12
2021	96.0	2nd out of 12
2022	104.8	5th out of 12

CHICKEN DINNER SHORTAGE

The San Antonio Stars had a rough go of it over their 15 years in the Lone Star State. Although they advanced to the 2008 WNBA Finals, and made seven trips to the postseason, San Antonio boasted just four winning seasons after relocating from Utah.

Year	W	L	Postseason
2003	12	22	
2004	9	25	
2005	7	27	
2006	13	21	
2007	20	14	2-3
2008	24	10	4-5
2009	15	19	1-2
2010	14	20	0-2
2011	18	16	1-2
2012	21	13	0-2
2013	12	22	
2014	16	18	0-2
2015	8	26	
2016	7	27	
2017	8	26	
Totals	204	306	8-18
2018	14	20	
2019	21	13	2-3
2020	18	4	3-5
2021	24	8	2-3
2022	1	0	
Totals	78	45	7-11



Las Vegas Aces President Nikki Fargas announced on December 31, 2021 that the team hired San Antonio Spurs assistant coach, and 6-time WNBA All-Star Becky Hammon as the team’s new head coach.

The seeds for Hammon’s hiring were originally sewn when the Aces retired her jersey on September 13, 2021. That ceremony served as the culmination of the franchise’s 25th anniversary alumni initiative, which saw the Aces embrace their Utah and San Antonio roots, and celebrate the players who helped build the franchise and the league from the ground up.

Las Vegas owner Mark Davis spent time with Hammon and her family that week, and walked away understandably impressed.

Hammon played 16 seasons in the WNBA, including her final eight in San Antonio, where she led the franchise to its first finals appearance in 2008.

On August 5, 2014, San Antonio Spurs Head Coach Gregg Popovich hired Hammon as a full-time assistant making her the first woman in league history to occupy that position.

Since that time, Hammon has continued to accumulate coaching ‘firsts’ in the NBA. On July 3, 2015, she became the first woman to serve as head coach in the NBA’s Summer League where she led the Spurs to the league title.

Less than a year later, Hammon became the first woman to be part of an All-Star coaching staff, and on December 30, 2020, following Popovich’s ejection in San Antonio’s game against Los Angeles, Hammon took over on the bench, becoming the first woman acting head coach in the history of the NBA.

A member of the league’s 15th, 20th and 25th anniversary teams, Hammon went undrafted in 1999 following her All-American career at Colorado State. She signed with New York as a free agent that same year, helping the team to WNBA Finals appearances in three of her first four years in the Big Apple.

The Rapid City, SD native earned her first All-Star nod in 2003, and represented New York on the Eastern Conference squad in 2005 and 2006 as well.

Following the 2006 campaign, the Liberty traded Hammon to San Antonio. In her first season in silver and black, the 5-6 guard posted what were then career highs in scoring (18.8 ppg), and assists (5.0) while earning another trip to the WNBA All-Star Game. As a team, the Silver Stars made their first appearance in the postseason since 2002, falling to Phoenix in the Western Conference Finals.

In 2008, Hammon led San Antonio to its first trip to the WNBA Finals where they fell to Detroit. The Silver Stars made the playoffs in each of her seven full seasons with the team, and Hammon once again was named to the All-Star team in 2009 and 2011.

She retired as the franchise leader in assists per game (5.1) and scoring average (15.6), and the WNBA leader in career free throw percentage (89.7).

Hammon was inducted into the Colorado Sports Hall of Fame in 2015 and the San Antonio Sports Hall of Fame in 2018.



Becky Hammon Career Highlights

Colorado State (1995-99)	
All-American	1997, 1998, 1999
NCAA Sweet Sixteen	1999
NCAA Second Round	1996, 1998
WAC Mountain Division Player of the Year	1997-98, 1998-99
WAC Pacific Division Player of the Year	1996-97
WAC Tournament MVP	1996
WAC Freshman of the Year	1995-96
WAC All-Time Leading Scorer	2,740 points, 1995-99
WAC Single-Season Scoring Leader	824 points, 1998-99
WAC Single-Season Made Three-Pointers Leader	114, 1998-99
No. 25 Retired by Colorado State	January 22, 2005
WNBA (1999-2014)	
New York Liberty	1999-2006
San Antonio Stars	2007-14
All-Star	2003, 2005-07, 2009, 2011
All-WNBA First Team	2007, 2009
All-WNBA Second Team	2005, 2008
WNBA Assists Leader	2007
WNBA 15th Anniversary Team	2011
WNBA 20th Anniversary Team	2016
WNBA 25th Anniversary Team	2021
WNBA Finals	1999, 2000, 2002, 2008
No. 25 Retired by San Antonio	June 25, 2016
No. 25 Retired by Las Vegas	September 13, 2021
Coaching Career (2014-present)	
San Antonio Spurs Assistant (NBA)	2014-22
Las Vegas Aces (WNBA)	2022-present



#1

2022 (Las Vegas) ...

Personal First player in the history of Ohio high school basketball to be a three-time Ms. Basketball ... Finished as the fourth-leading prep scorer in the history of Ohio at 2,833 points, eclipsing legends like Katie Smith and Semeka Randall ... Named Ohio Gatorade Player of the Year after averaging 27 points, 7.9 rebounds, 4.4 blocks, 3.8 steals and three assists as a senior ... Averaged 33.3 points, 9.6 rebounds, five steals, 3.9 assists and 2.5 blocks per game while shooting .527 from the field as a junior ... Became the first sophomore to be named Ohio's Ms. Basketball in 2017 after averaging 26.2 points, 8.9 rebounds, 4.2 steals, three assists and 2.3 blocks while leading her team to the state semifinals ... Averaged 21 points, 9.8 rebounds, three assists, 2.8 steals and 1.2 blocks as a freshman ... Led Canton McKinley to a 93-14 record in her career, finishing with 105 double-figure scoring games and setting 35 school records, including career rebounds (960) and career steals (437) ...

Milestones				Upcoming Milestones		
Mark	Opponent	Date	Gm. #	Mark	Category	Current
1st Pt				100	Points	0
				100	Assists	1

	Reb	Asts	Double Doubles	Scoring		
<i>Year</i>	<i>10+</i>	<i>10+</i>	<i>Pt-Reb</i>	<i>Year</i>	<i>10+</i>	<i>20+</i>
2022	0	0	0	2022	0	0
Totals	0	0	0	Totals	0	0

Points	0		
Rebs	0		
Assists	1	@ Phoenix	May 6, 2022
Steals	0		
Blocks	0		
Mins	14	@ Phoenix	May 6, 2022


[illegible]

Sydney Colson

Guard 5-11 Texas A&M '11

8th Year

#51



2022 (Las Vegas) ...

2020 (Chicago) ...

2019 (Las Vegas) Forced the pass in the second round of the WNBA Playoffs which led to the Hamby Heave and a trip to the WNBA Semifinals for the Aces ...

2018 (Minnesota) ...

2017 (San Antonio) ...

2016 (San Antonio) ...

2015 (San Antonio) ...

2011 (New York) ...

Collegiate Honors & Notes (Texas A&M) Finished her career ranked fifth all-time at A&M in assists and fourth in steals ... Posted 100-assist seasons three straight years ... Led the Aggies to a National Championship, and was named All-Big 12 Honorable Mention as a senior ...

Personal Majored in sociology at Texas A&M ... Would like to pursue a television career as a sports commentator after WNBA career ... Takes acting classes and has spent time as a stand up comic ...

Milestones

Upcoming Milestones

Mark	Opponent	Date	Gm. #	Mark	Category	Current
1st Pt	Atlanta	June 14, 2011	1	600	Points	542
				200	Rebounds	148
				400	Assists	329

	Reb	Asts	Double Doubles	Scoring		
Year	10+	10+	Pt-Reb	Year	10+	20+
2011	0	0	0	2011	0	0
2015	0	0	0	2015	0	0
2016	0	0	0	2016	2	0
2017	0	0	0	2017	1	0
2018	0	0	0	2018	0	0
2019	0	0	0	2019	2	0
2020	0	0	0	2020	0	0
2022	0	0	0	2022	0	0
Totals	0	0	0	Totals	5	0

Season Highs

Career Highs

Points	2	@ Phoenix	May 6, 2022	Points	17	@ Washington	July 13, 2019
Rebs	1	@ Phoenix	May 6, 2022	Rebs	4	5 times	
Assists	5	@ Phoenix	May 6, 2022	Assists	8	@ Phoenix	June 30, 2015
Steals	0			Steals	4	3 times	
Blocks	0			Blocks	2	3 times	
Mins	11	@ Phoenix	May 6, 2022	Mins	30	@ Tulsa	Sept. 8, 2015

Career Regular Season Statistics

Year	Tm	G	GS	MP	FG	FGA	FG%	3P	3PA	3P%	2P	2PA	2P%	eFG%	FT	FTA	FT%	OR	DR	REB	RPG	A	S	B	TO	PF	PTS	PPG
2011	NYL	16	0	86	7	20	.350	3	7	.429	4	13	.308	.425	5	6	.833	0	6	6	0.4	10	4	2	17	9	22	1.4
2015	SAS	34	5	541	44	107	.411	7	22	.318	37	85	.435	.444	24	35	.686	10	29	39	2.8	95	28	10	42	61	119	3.5
2016	SAS	34	0	573	59	137	.431	5	26	.192	54	111	.486	.449	49	59	.831	14	41	55	2.6	87	38	1	51	62	172	5.1
2017	SAS	28	4	326	29	88	.330	2	10	.200	27	78	.346	.341	22	32	.688	3	12	15	2.0	55	14	2	27	36	82	2.9
2018	MIN	2	0	17	3	7	.429	0	2	.000	3	5	.600	.429	1	2	.500	1	1	2	2.0	4	0	1	4	2	7	3.5
2019	LVA	33	0	379	37	84	.440	9	20	.450	28	64	.438	.494	27	33	.818	2	21	23	1.8	59	31	4	28	40	110	3.3
2020	CHI	17	0	110	9	21	.429	3	9	.333	6	12	.500	.500	7	8	.875	1	6	7	0.8	14	6	0	14	13	28	1.6
2022	LVA	1	0	11	0	2	.000	0	1	.000	0	1	.000	.000	2	2	1.000	0	1	1	1.0	5	0	0	2	2	2	2.0
Career		165	9	2043	188	466	.403	29	97	.299	159	369	.431	.435	137	177	.774	31	117	148	0.9	329	121	20	183	225	542	3.3



Chelsea Gray

Guard 5-11 Duke '13

#12

8th Year

2022 (Las Vegas) ...

2021 (Las Vegas) Led or tied for the team lead in assists on 19 occasions, and in scoring 2 times ... Scored in double figures on 18 occasions, and 20 or more points 1 time ... Set or tied three franchise assist records this season—14 in a game vs. Min on 9/8, 10 in a half vs. Ind on 5/28, and 7 in a quarter vs. Ind on 5/28 ... Had 1 point-assist double-double ... Named a 2021 WNBA All-Star ...

2020 (Los Angeles) Finished 5th in the league in assists per game, and 2nd in free throw percentage ... Scored in double figures in 18 games, including 4 games of 20 or more points ...

2019 (Los Angeles) Recorded the eighth triple-double in WNBA regular season history on July 7 with a 13-point, a season-high 10-rebound, and a season-high 13-assist effort vs. Washington ... Named to her third consecutive WNBA All-Star Game ... Named to the All-WNBA First Team ... Finished 2nd in the league in assists per game, 4th in minutes per game, and 6th in free throw percentage ... Set a franchise record with 20 points in a quarter On August 29 vs. Indiana. Her third quarter outburst was also tied for the second most points scored in a quarter in WNBA history ... Scored in double-figures in 28 games, including each of the final 20 games of the season ...

2018 (Los Angeles) Finished the season ranked 6th in the league in assists per game, 7th in steals per game, and 5th in minutes per game ... Named to her second consecutive WNBA All-Star game ... Opened the season with a game-winning buzzer-beater to give the Sparks a 77-76 win over Minnesota on May 2 ... Scored in double figures in 28 games, including 20 or more points 9 times ...

2017 (Los Angeles) Led the league in three-point field goal percentage, while finishing 6th in assists per game, and 3rd in minutes per game ... Named a WNBA All-Star reserve for the first time in her career ... Named to the All-WNBA Second Team ... Scored in double figures in 28 games, including 6 games of 20 or more points ...

2016 (Los Angeles) Scored in double figures in 7 games, including 2 games of 20 or more points ...

2015 (Connecticut) Finished second on the team in assists ... Scored in double figures in 9 games ...

2014 (Connecticut) Sat out the season rehabilitating a right knee injury suffered in January of her senior year at Duke ...

International Won a Gold Medal at the 2021 Olympic Games with the U.S. Olympic 5x5 Basketball Team ...

Collegiate Honors & Notes (Duke) Fractured her right knee cap here senior year against Boston College on January 12 ending her collegiate career ... Was leading the ACC in assists and steals per game prior to her injury ... Advanced to NCAA Elite 8 as a junior ... That same year, she was named a Second Team All-America by the WBCA and AP, and a third Team All-American by Full Court ... Named ACC Co-Player of the Year as a junior ... Advanced to NCAA Elite 8 as a sophomore ... Named an All-American by the USBWA as a sophomore as the team advanced to the Elite 8 ... Also named to the All-ACC First Team after leading the ACC in assists per game (setting the program record for assists) while ranking 5th in free throw percentage ... Her 93 steals as a sophomore were the fourth highest total in program history ... Named to the All-ACC Freshman Tam as team advanced to the Elite 8 ...

Personal Is the daughter of James and Vickey Gray ... Has one brother, Javon ... Majored in sociology along with a minor in theater studies and a markets and management certificate ... Was named California Miss Basketball and a Gatorade Player of the Year selection in 2010 ...

PLAYER PROFILES



Milestones

Upcoming Milestones

Mark	Opponent	Date	Gm. #	Mark	Category	Current
1st Pt	Washington	June 5, 2015	1	3000	Points	2603
1,000th Pt	Phoenix	May 27, 2018	105	700	Rebounds	666
2,000th Pt.	Las Vegas	Aug. 7, 2020	175	1500	Assists	1001
				300	Steals	226

	Reb	Asts	Double Doubles	Trip-Dub	Scoring			
Year	10+	10+	Pt-Ast		Year	10+	20+	30+
2015	0	0	0	0	2015	9	0	0
2016	0	0	0	0	2016	7	2	0
2017	0	1	1	0	2017	28	6	0
2018	0	1	1	0	2018	28	9	0
2019	1	2	1	1	2019	28	7	1
2020	0	1	0	0	2020	18	4	0
2021	0	3	1	0	2021	19	1	0
2022	0	0	0	0	2022	1	0	0
Totals	1	8	4	1	Totals	138	29	1

Season Highs

Career Highs

Points	11	@	Phoenix	May 6, 2022	Points	30	@	Indiana	Aug. 29, 2019
Rebs	0				Rebs	10		Washington	July 7, 2019
Assists	5	@	Phoenix	May 6, 2022	Assists	14		Minnesota	Sept. 8, 2021
Steals	0				Steals	6	@	Minnesota	May 20, 2018
Blocks	0				Blocks	3	@	Chicago	June 17, 2018
Mins	15	@	Phoenix	May 6, 2022	Mins	48	@	Chicago	Aug. 18, 2017

Career Regular Season Statistics

Year	Tm	G	GS	MP	FG	FGA	FG%	3P	3PA	3P%	2P	2PA	2P%	eFG%	FT	FTA	FT%	OR	DR	REB	RPG	A	S	B	TO	PF	PTS	PPG
2015	CON	34	0	543	86	203	.424	23	66	.348	63	137	.460	.480	40	49	.816	18	60	78	2.3	92	22	5	59	43	235	6.9
2016	LAS	33	1	540	71	157	.452	14	46	.304	57	111	.514	.497	39	50	.780	8	50	58	1.8	71	16	4	40	38	195	5.9
2017	LAS	34	34	1125	184	363	.507	53	110	.482	131	253	.518	.580	81	98	.827	21	92	113	3.3	151	36	8	65	74	502	14.8
2018 * LAS	34	34	1111	193	399	.484	.484	38	97	.392	155	302	.513	.531	81	97	.835	17	99	116	3.4	175	48	6	79	65	505	14.9
2019 * LAS	34	34	1108	188	452	.416	.416	50	131	.382	138	321	.430	.471	66	72	.917	14	114	128	3.8	202	33	3	108	49	492	14.5
2020 LAS	22	22	679	122	276	.442	.442	18	59	.305	104	217	.479	.475	46	49	.939	15	66	81	3.7	116	34	2	60	38	308	14.0
2021 * LVA	32	32	926	148	326	.454	.454	27	71	.380	121	255	.475	.495	32	36	.889	15	77	92	2.9	189	37	9	88	43	355	11.1
2022 LVA	1	1	15	4	7	.571	.571	1	2	.500	3	5	.600	.643	2	2	1.000	0	0	0	0.0	5	0	0	0	1	11	11.0
Career		224	158	6042	996	2183	.456	224	582	.385	772	1601	.482	.508	387	453	.854	108	558	666	3.0	1001	226	37	499	351	2603	11.6



Dearica Hamby

Forward 6-3

Wake Forest '15

7th Year

#5

2022 (Las Vegas) ...

2021 (Las Vegas) Led or tied for the team lead in rebounding on 3 occasions, and in scoring 3 times ... Scored in double figures on 16 occasions, and 20 or more points 4 times ... Grabbed 10 or more rebounds 5 times ... Had 4 point-rebound double-doubles ... Named to the 2021 WNBA All-Star Team ... DNP on 8/28, 9/2 and 9/5 (ankle) ... Named to the 2021 WNBA All-Star Team ... Connected on a career-high 54.5 percent of her field goal attempts ...

2020 (Las Vegas) Averaged career-highs in points, assists, steals, FG% and 3G% ... Set a career high with 8 assists at Seattle on Sept. 13 ... Injured during WNBA Semifinals and missed the Finals ...

2019 (Las Vegas) Led the team in scoring 4 times, in rebounding 12 times, and in assists 1 time ... Scored her 1,000th career point on June 22 against Dallas ... Scored a career-high 27 points on June 22 vs. Dallas ... Handed out a season-high 6 assists vs. Connecticut on August 11 ...

2018 (Las Vegas) Her field goal percentage was the 9th highest in franchise history ...

2017 (San Antonio) Scored a career-high tying 19 points at Seattle on August 18 ... Grabbed a season-high 10 boards 2 times ... Handed out a career-high tying 4 assists vs. Chicago on June 10 ... Grabbed a career-high 5 steals vs. Seattle on August 5 ...

2016 (San Antonio) Scored a season-high 18 points at Dallas on June 23 ... Grabbed a career-high 18 rebounds vs. Seattle on June 14 ...

2015 (San Antonio) Scored a season-high 19 pts at Los Angeles on July 2 ... Grabbed a season-high 14 rebounds vs. Phoenix on June 25 ... Handed out a season-high 3 assists at Indiana on July 10 ... Recorded a season-high 3 steals at Connecticut on August 4 ...

Collegiate Honors & Notes (Wake Forest) When she graduated, ranked 5th in program history with 1,876 career pts, 1st with a .882 career FT%, 6th in career games played (133) and career double-figure scoring games (100), 7th in career minutes played (3,735) and tied for 9th in career games started (114) ... Is one of 5 players in program history to score at least 1,800 points and grab 600 rebounds in her career ... Led the ACC in scoring (22.0 ppg) and rebounding (11.0 rpg) as a senior ...

Personal Was a softball standout in high school ... Gave birth to her first child, daughter Amaya, in 2016 ...

PLAYER PROFILES



Milestones

Upcoming Milestones

Mark	Opponent	Date	Gm. #	Mark	Category	Current
1st Pt	@ Phoenix	June 5, 2015	1	2000	Points	1941
1,000th Pt	Dallas	June 22, 2019	132	1500	Rebounds	1131
2,000th Pt				300	Assists	297
				200	Steals	180
1,000th Reb	@ New York	June 15, 2021	191			

Year	Reb 10+	Asts 10+	Double Doubles Pt/Reb	Pt/Ast	Year	10+	20+	30+
2015	1	0	0	0	2015	9	0	0
2016	1	0	1	0	2016	10	0	0
2017	2	0	1	0	2017	11	0	0
2018	0	0	0	0	2018	12	1	0
2019	9	0	9	0	2019	21	3	0
2020	5	0	4	0	2020	18	3	0
2021	5	0	4	0	2021	17	4	0
2022	0	0	0	0	2022	1	1	0
Totals	24	0	19	0	Totals	99	12	0


Season Highs

Career Highs

Points	24	@ Phoenix	May 6, 2022	Points	27	Dallas	June 22, 2019
Rebs	7	@ Phoenix	May 6, 2022	Rebs	18	Seattle	June 14, 2016
Assists	1	@ Phoenix	May 6, 2022	Assists	8	@ Seattle	Sept. 13, 2020
Steals	0			Steals	5	Seattle	August 5, 2017
Blocks	2	@ Phoenix	May 6, 2022		5	Phoenix	August 1, 2018
Mins	31	@ Phoenix	May 6, 2022	Blocks	3	@ Chicago	June 3, 2018
					3	Los Angeles	May 26, 2019
				Mins	39	Atlanta	May 14, 2016

Career Regular Season Statistics

Year	Tm	G	GS	MP	FG	FGA	FG%	3P	3PA	3P%	2P	2PA	2P%	eFG%	FT	FTA	FT%	OR	DR	REB	RPG	A	S	B	TO	PF	PTS	PPG
2015	SAS	31	16	539	70	198	.354	6	17	.353	64	181	.354	.369	43	67	.642	42	85	127	4.1	22	13	5	41	40	189	6.1
2016	SAS	25	25	633	81	192	.422	2	14	.143	79	178	.444	.427	60	83	.723	36	91	127	5.1	25	13	12	41	58	224	9.0
2017	SAS	34	3	686	100	219	.457	3	8	.375	97	211	.460	.463	62	102	.608	50	94	144	4.2	34	29	9	46	72	265	7.8
2018	LVA	33	0	474	92	175	.526	13	45	.289	79	130	.608	.563	46	62	.742	37	82	119	3.6	41	24	9	37	67	243	7.4
2019	LVA	34	9	842	141	289	.488	17	53	.321	124	236	.525	.517	74	103	.718	76	181	257	7.6	65	33	12	61	71	373	11.0
2020	LVA	22	0	622	110	204	.539	18	38	.474	92	166	.554	.583	48	67	.716	28	129	157	7.1	60	37	4	45	50	286	13.0
2021	LVA	29	0	710	127	233	.545	9	36	.250	118	197	.599	.564	74	113	.655	33	160	193	6.7	49	31	4	43	57	337	11.6
2022	LVA	1	1	31	11	14	.786	1	2	.500	10	12	.833	.821	1	1	1.000	0	7	7	7.0	1	0	2	3	4	24	24.0
Career		209	54	4538	732	1524	.480	69	213	.324	663	1311	.506	.503	408	598	.682	302	829	1131	5.4	297	180	57	317	419	1941	9.3



Theresa Plaisance

#55

Forward 6-5

LSU '14

8th Year

2022 (Las Vegas) ...

2021 (Washington) Scored in double figures on 11 occasions including a career-high 25 vs. Atlanta on June 17 ... Scored in double figure in 6 straight games from June 10-24 ... Grabbed a career-high 12 rebounds vs. Indiana on June 19 ...

2020 (Connecticut) ...

2019 (Dallas/Connecticut) Appeared in 22 games with 12 starts for Connecticut, and 9 games with Dallas ... Missed three regular season games with Dallas due to a back injury ... Averaged 6.0 points and 4.4 rebounds with Dallas, and 2.4 points and 1.8 rebounds with Connecticut ... Posted 4 double-doubles with the Wings ...

2018 (Dallas) Suffered a knee injury during the offseason in Poland ... Returned to the lineup on July 31 ...

2017 (Dallas) Recorded the first double-double of her career vs. Atlanta on August 23 with 12 points and a season-high 10 rebounds ...

2016 (Dallas) Missed five games from May 21-June 14 due to an ankle injury ...

2015 (Tulsa) ...

2014 (Tulsa) ...

Collegiate Honors & Notes (LSU) Produced 65 career double-figure scoring games, 18 double-figure rebound contests and 17 double-doubles ... Became the 18th player in program history to amass 1,000 points and 500 rebounds during her career ... Named to the WBCA All-America Honorable Mention Team as a junior ...

Personal Mother is the head women's basketball coach at Nicholls State ... Has one younger brother, Scott, Jr. who played basketball at Louisiana-Lafayette and the University of New Orleans ...



Milestones

Mark	Opponent	Date	Gm. #
1st Pt	@ Los Angeles	June 19, 2014	7

Upcoming Milestones

Mark	Category	Current
900	Points	858
600	Rebounds	553
100	Steals	83
100	Blocked Shots	90

Rebounding

Year	10+
2014	0
2015	0
2016	0
2017	1
2018	0
2019	4
2020	0
2021	1
2022	0
Totals	6

Double Doubles

Year	10+
2014	0
2015	0
2016	0
2017	1
2018	0
2019	4
2020	0
2021	1
2022	0
Totals	6

Scoring

Year	10+	20+
2014	0	0
2015	0	0
2016	3	1
2017	11	0
2018	3	0
2019	6	0
2020	0	0
2021	11	1
2022	0	0
Totals	34	2

Season Highs

Points	8	@ Phoenix	May 6, 2022
Rebs	9	@ Phoenix	May 6, 2022
Assists	1	@ Phoenix	May 6, 2022
Steals	0		
Blocks	1	@ Phoenix	May 6, 2022
Mins	21	@ Phoenix	May 6, 2022

Career Highs

Points	25	Atlanta	June 17, 2021
Rebs	12	Indiana	June 19, 2021
Assists	6	Atlanta	Sept. 10, 2021
Steals	3	3 times	
Blocks	4	Los Angeles	June 10, 2021
Mins	36	@ Seattle	June 22, 2021

Career Regular Season Statistics

Year	Tm	G	GS	MP	FG	FGA	FG%	3P	3PA	3P%	2P	2PA	2P%	eFG%	FT	FTA	FT%	OR	DR	REB	RPG	A	S	B	TO	PF	PTS	PPG
2014	TUL	19	0	89	3	20	.150	2	5	.400	1	15	.067	.200	4	4	1.000	6	9	15	0.8	5	4	5	3	22	12	0.6
2015	TUL	25	1	205	16	57	.281	8	25	.320	8	32	.250	.351	7	10	.700	19	29	48	1.9	5	6	4	2	29	47	1.9
2016	DAL	27	1	320	43	108	.398	15	45	.333	28	63	.444	.468	7	11	.636	22	45	67	2.5	8	7	11	19	61	108	4.0
2017	DAL	34	25	690	97	255	.380	42	122	.344	55	133	.414	.463	25	29	.862	43	104	147	4.3	31	25	24	29	94	261	7.7
2018	DAL	7	0	81	14	36	.389	9	19	.474	5	17	.294	.514	0	2	.000	10	16	26	3.7	5	2	2	8	13	37	5.3
2019	DAL	22	12	378	46	123	.374	23	67	.343	23	56	.411	.467	17	22	.773	21	76	97	4.4	34	6	17	30	53	132	6.0
2019	CON	9	0	64	8	23	.348	2	6	.333	6	17	.353	.391	4	4	1.000	3	13	16	1.8	0	3	2	1	12	22	2.4
2019	TOT	31	12	442	54	146	.370	25	73	.342	29	73	.397	.455	21	26	.808	24	89	113	3.6	34	9	19	31	65	154	5.0
2020	CON	13	0	90	11	29	.379	5	17	.294	6	12	.500	.466	5	6	.833	2	11	13	1.0	1	5	3	2	20	32	2.5
2021	WAS	31	11	559	71	202	.351	35	116	.302	36	86	.419	.438	22	27	.815	21	114	135	4.4	42	25	21	37	68	199	6.4
2022	LVA	1	0	21	2	7	.286	2	3	.667	0	4	.000	.429	2	2	1.000	2	7	9	9.0	1	0	1	2	5	8	8.0
Career		188	50	2497	311	860	.362	143	425	.336	168	435	.386	.445	93	117	.795	149	424	553	3.1	132	83	90	133	377	858	4.6



Kelsey Plum

Guard

5-8

Washington '17

4th Year

#10

2022 (Las Vegas) ...

2021 (Las Vegas) Led or tied for the team lead in scoring 9 times, and assists 7 times ... Missed 6 games in May/June while training with the USAB 3x3 team ... Named WNBA Western Conference Player of the Month for September ... Named WNBA Western Conference Player of the Week for games played September 13-19 ...

2020 (Las Vegas) Did Not Play—Injured (left Achilles) ...

2019 (Las Vegas) Scored 10 or more points on 17 occasions, and 20 or more points 2 time ... Led the team in scoring on 2 occasions, and in assists 8 times ...

2018 (Las Vegas) Recorded her first career double-double with 20 points and a career-high 13 assists at Atlanta on 8/7 ... Finished 13th in the league in assists and 4th in three-point field goal percentage ... Has 11 assists and 0 turnovers in her last 2 games ...

2017 (San Antonio) Scored a season-high 23 pts vs. Seattle on August 5 ... Grabbed a career-high 6 boards at Indiana on July 12 ... Handed out a career-high 12 assists vs. Washington on August 4 ... Recorded a career-high 3 steals vs. Connecticut on June 3 ...

International Won the gold medal for the U.S. at the 2021 Olympic Games in 3x3 basketball ...

Collegiate Honors & Notes (Washington) Broke all-time NCAA scoring record with 3,527 points ... broke single-season NCAA scoring record with 1,109 points ... broke 33-year-old NCAA career free throw record with 912 ... named AP Player of the Year ... named espnW Player of the Year ... earned Pac-12 Player of the Year ... named WBCA All-American ... unanimous first team All-American by AP ... unanimous first team All-American by espnW ... won the Dawn Staley, Ann Meyers Drysdale, Nancy Lieberman awards, Naismith and Wade Trophy ...

Personal Majored in Anthropology ... Enjoys sand volleyball and hanging out with her family ... Has three siblings, her brother Daniel, sister Kaitlyn who played volleyball at UC Davis, and her sister Lauren who played volleyball at Oregon ... Mother Katie played volleyball at UC Davis and her father Jim played football and baseball at San Diego State ...



Milestones

Mark	Opponent	Date	Gm. #
1st Pt	Dallas	May 25, 2017	1
1,000th Pt	Atlanta	July 4, 2021	108

Upcoming Milestones

Mark	Category	Current
1500	Points	1257
400	Rebounds	300
500	Assists	433
100	Steals	95

Year	Rebs	Asts	Double Doubles	Scoring			
	10+	10+		Year	10+	20+	30+
2017	0	1	0	2017	13	1	0
2018	0	2	1	2018	14	4	0
2019	0	0	0	2019	17	2	0
2021	0	0	0	2021	20	8	2
2022	0	0	0	2022	1	1	0
Totals	0	3	1	Totals	65	16	2

Season Highs

Points	20	@	Phoenix	May 6, 2022
Rebs	6	@	Phoenix	May 6, 2022
Assists	7	@	Phoenix	May 6, 2022
Steals	1	@	Phoenix	May 6, 2022
Blocks	0			
Mins	34	@	Phoenix	May 6, 2022

Career Highs

Points	32	New York	June 15, 2021
Rebs	9	Los Angeles	June 29, 2018
Assists	13	@ Atlanta	August 7, 2018
Steals	5	Chicago	Sept. 2, 2021
Blocks	1	14 times	
Mins	40	Seattle	August 5, 2017

Career Regular Season Statistics

Year	Tm	G	GS	MP	FG	FGA	FG%	3P	3PA	3P%	2P	2PA	2P%	eFG%	FT	FTA	FT%	OR	DR	REB	RPG	A	S	B	TO	PF	PTS	PPG
2017	SAS	31	23	711	85	246	.346	35	96	.365	50	150	.333	.417	60	69	.870	12	47	59	1.9	106	16	4	79	57	265	8.5
2018	LVA	31	27	790	106	227	.467	47	107	.439	59	120	.492	.570	35	40	.875	14	60	74	2.4	124	25	5	36	64	294	9.5
2019	LVA	34	30	868	107	293	.365	45	126	.357	62	168	.369	.442	34	39	.872	15	80	95	2.8	102	27	4	53	76	293	8.6
2021	LVA	26	0	663	128	293	.437	44	114	.386	84	179	.469	.512	85	90	.944	11	55	66	2.5	94	26	1	43	56	385	14.8
2022	LVA	1	1	34	7	16	.438	5	9	.556	2	7	.286	.594	1	1	1.000	0	6	6	6.0	7	1	0	5	3	20	20.0
Career		123	81	3066	433	1075	.403	176	452	.389	257	625	.411	.485	215	239	.900	52	248	300	2.4	433	95	14	216	256	1257	10.2



Aisha Sheppard

Guard

5-9

Virginia Tech '22

1st Year

#4

2022 (Las Vegas) ...

Collegiate Honors & Notes (Virginia Tech) Set the program record for career points ... Set the conference record for most career made three-pointers ... Named an AP Honorable Mention All-American and to the All-ACC First Team as a senior ...

Personal The Gatorade Player of the Year for Washington, D.C. ... Owns a bachelor's degree in broadcast journalism ... Studied agricultural and life sciences in grad school

Milestones				Upcoming Milestones		
Mark	Opponent	Date	Gm. #	Mark	Category	Current
1st Pt	@ Phoenix	May 6, 2022	1	100	Points	6
				100	Rebounds	1
				100	Assists	2

	Reb	Asts	Double Doubles	Scoring		
Year	10+	10+	Pt-Reb	Year	10+	20+
2022	0	0	0	2022	0	0
Totals	0	0	0	Totals	0	0

Season & Career Highs			
Points	6	@ Phoenix	May 6, 2022
Rebs	1	@ Phoenix	May 6, 2022
Assists	1	@ Phoenix	May 6, 2022
Steals	0		
Blocks	0		
Mins	15	@ Phoenix	May 6, 2022

Career Regular Season Statistics																												
Year	Tm	G	GS	MP	FG	FGA	FG%	3P	3PA	3P%	2P	2PA	2P%	eFG%	FT	FTA	FT%	OR	DR	REB	RPG	A	S	B	TO	PF	PTS	PPG
2022	LVA	1	0	15	2	2	1.000	2	2	1.000	0	0	----	1.500	0	0	----	0	1	1	1.0	1	0	0	0	1	6	6.0
Career		1	0	15	2	2	1.000	2	2	1.000	0	0	----	1.500	0	0	----	0	1	1	1.0	1	0	0	0	1	6	6.0

Kiah Stokes

#41

Center 6-3 Connecticut '15

7th Year



2022 (Las Vegas) Missing the start of the season while completing her overseas commitments ...

2021 (Las Vegas) Signed on July 2 ... DNP on July 2 ... Averaged 9.0 rpg in 8 starts ... Led or tied for the team lead in rebounding 3 times and in assists 1 time ... Ranked 22nd in the league in rebounding ...

2021 (New York) ...

2020 (New York) ...

2019 (New York) Did Not Play ...

2018 (New York) ...

2017 (New York) Led the team in blocked shots and ranked second in rebounding ... Ranked 11th in the league in blocked shots and 17th in rebounding ...

2016 (New York) Ranked 6th in the WNBA in blocked shots and 7th in rebounding ... Missed the final 7 games of the regular season with a hip injury ...

2015 (New York) Named to the WNBA All-Rookie Team, and to the WNBA All-Defensive Second Team ... Named WNBA Rookie of the Month for August ...

Collegiate Honors & Notes (Connecticut) Won three national championships ... Named Conference Defensive Player of the Year as a senior ... Set the school record for blocked shots in a season ...

Personal Father Greg was an All-American basketball player at the University of Iowa who played for the Philadelphia 76ers and won gold with the 1983 USA Pan American Games Team ... Majored in psychology ...

Milestones

Upcoming Milestones

Mark	Opponent	Date	Gm. #	Mark	Category	Current
1st Pt	@ Los Angeles	May 21, 2021	1	900	Points	802
				1500	Rebounds	1045
				300	Blocked Shots	205

Rebs				Asts				Double Doubles				Scoring		
Year	10+			10+								Year	10+	20+
2015	7			0				3				2015	5	0
2016	6			0				0				2016	5	0
2017	8			0				4				2017	5	1
2018	5			0				1				2018	2	0
2020	2			0				0				2020	5	0
2021	5			0				0				2021	0	0
2022	0			0				0				2022	0	0
Totals	33			0				8				Totals	22	1


Season Highs

Career Highs

Points	0	Points	23	Phoenix	June 4, 2017
Rebs	0	Rebs	17	Atlanta	June 7, 2017
Assists	0	Assists	7	@ Chicago	Sept. 17, 2021
Steals	0	Steals	4	Atlanta	Sept. 1, 2015
Blocks	0	Blocks	8	Connecticut	July 16, 2015
Mins	0	Mins	38	Atlanta	June 22, 2016

Career Regular Season Statistics

Year	Tm	G	GS	MP	FG	FGA	FG%	3P	3PA	3P%	2P	2PA	2P%	eFG%	FT	FTA	FT%	OR	DR	REB	RPG	A	S	B	TO	PF	PTS	PPG
2015	NYL	34	6	862	82	150	.547	0	2	.000	82	148	.554	.547	33	48	.688	60	159	219	6.4	26	24	67	37	76	197	5.8
2016	NYL	27	0	650	75	117	.641	0	0	----	75	117	.641	.641	37	59	.627	63	138	201	7.5	20	18	38	30	77	187	6.9
2017	NYL	34	12	666	60	113	.531	0	1	.000	60	112	.536	.531	43	54	.796	77	137	214	6.3	30	12	39	40	94	163	4.8
2018	NYL	30	4	427	42	77	.545	0	0	----	42	77	.545	.545	8	15	.533	43	91	134	4.5	12	11	19	21	56	92	3.1
2020	NYL	22	22	601	51	137	.372	20	85	.235	31	52	.596	.445	4	7	.571	28	119	147	6.7	26	11	26	28	45	126	5.7
2021	NYL	9	0	135	6	11	.545	1	2	.500	5	9	.556	.591	2	2	1.000	8	30	38	4.2	5	4	6	6	14	15	1.7
2021	LVA	15	8	308	10	17	.588	0	0		10	17	.588	.588	2	4	.500	27	65	92	6.1	15	6	10	7	19	22	1.5
2022	LVA																											
Career		171	52	3649	326	622	.524	21	90	.233	305	532	.573	.541	129	189	.683	306	739	1045	6.1	134	86	205	169	381	802	4.7



Riquna Williams

Guard 5-7 Miami '11

#2

10th Year

2022 (Las Vegas) ...

2021 (Las Vegas) Led or tied for the team lead in assists on 2 occasions, in scoring 3 times, and in rebounding 1 time ...

2020 (Los Angeles) Scored in double figures on 12 occasions, including 3 games of 20 or more points, and a season-high 21 points on 2 occasions—vs. Minnesota on August 9 and vs. Indiana on August 15 ...

2019 (Los Angeles) Scored in double figures on 12 occasions, including 4 games of 20 or more points, and a season-high 37 points vs. Las Vegas on August 31 ...

2018 (Los Angeles) Scored in double figures on 10 occasions, including a season-high 25 points vs. New York on June 24 ...

2017 (Los Angeles) Scored in double figures on 8 occasions, including a season-high 15 points vs. Phoenix on June 18 ...

2016 (Los Angeles) Sat out the season rehabbing a ruptured left Achilles tendon injury, suffered while playing in Dubai during the offseason ...

2015 (Tulsa) Named to the Western Conference All-Star Team ... Ranked 8th in the league in scoring, 3rd in made three-pointers, and tied for fourth in made free throws ... Scored in double figures on 21 occasions, including 5 games of 20 or more points, and 3 games of 30 or more points ...

2014 (Tulsa) Missed 23 games with a knee injury ... Scored in double figures on 3 occasions, including a season-high 27 points vs. Phoenix on May 30 ...

2013 (Tulsa) Named WNBA Sixth Woman of the Year ... Set what was then the WNBA record for points in a game when she poured in 51 vs. San Antonio on September 8 (17-27 FGs, 8-14 3Gs, 9-9 FTs) ... Tied what was then the WNBA record for made threes in a game with 8 vs. San Antonio on September 8 ... Ranked 5th in the league in free throw percentage ... Scored in double figures on 17 occasions, including 9 games of 20 or more points ...

2012 (Tulsa) Named to the WNBA All-Rookie Team ...

Collegiate Honors & Notes (Miami) As a senior was named to the Associated Press All-America Third Team, and the All-ACC First Team ... As a junior was named to the All-America Second Team, and the All-ACC First Team after leading the ACC, and ranking 11th in the nation in scoring ... As a sophomore was named to the WNIT All-Tournament Team, and the All-ACC Second Team, after leading the team and finishing second in the ACC in scoring ... Also led the conference in made three pointers, setting a school record in the process (second most in ACC history) ...

Personal Majored in criminology ... Grandmother is Shirley T. Williams and mother is Shirley Ann Williams ... Has five siblings—one sister, Rikina Jones and brothers, Ricky Williams, Joshua Jones and Solomon Williams ...

PLAYER PROFILES



Milestones

Upcoming Milestones

<i>Mark</i>	<i>Opponent</i>	<i>Date</i>	<i>Gm. #</i>	<i>Mark</i>	<i>Category</i>	<i>Current</i>
1st Pt	San Antonio	May 19, 2012	1	3,000	Points	2,519
1,000th Pt.	@ Los Angeles	July 3, 2015	83	600	Rebounds	523
2,000th Pt.	Seattle	Aug. 1, 2020	183	400	Assists	362
				300	Steals	251

<i>Year</i>	<i>Reb</i> <i>10+</i>	<i>Asts</i> <i>10+</i>	<i>Double-Doubles</i>	<i>Scoring</i> <i>Year</i>	<i>10+</i>	<i>20+</i>	<i>30+</i>	<i>40+</i>
2012	0	0	0	2012	18	3	0	0
2013	0	0	0	2013	17	9	1	1
2014	0	0	0	2014	3	1	0	0
2015	0	0	0	2015	21	8	3	0
2017	0	0	0	2017	8	0	0	0
2018	0	0	0	2018	10	1	0	0
2019	0	0	0	2019	12	4	1	0
2020	0	0	0	2020	11	3	0	0
2021	0	0	0	2021	16	3	0	0
2022	0	0	0	2022	0	0	0	0
Totals	0	0	0	Totals	116	32	5	1

Season Highs

Career Highs

Points	0	Points	51	@ San Antonio	Sept. 8, 2013
Rebs	0	Rebs	9	Seattle	Sept. 12, 2013
Assists	0	Assists	6	3 times	
Steals	0	Steals	5	3 times	
Blocks	0	Blocks	2	7 times	
Mins	0	Mins	40	@ Atlanta	July 14, 2019

Career Regular Season Statistics

<i>Year</i>	<i>Tm</i>	<i>G</i>	<i>GS</i>	<i>MP</i>	<i>FG</i>	<i>FGA</i>	<i>FG%</i>	<i>3P</i>	<i>3PA</i>	<i>3P%</i>	<i>2P</i>	<i>2PA</i>	<i>2P%</i>	<i>eFG%</i>	<i>FT</i>	<i>FTA</i>	<i>FT%</i>	<i>OR</i>	<i>DR</i>	<i>REB</i>	<i>RPG</i>	<i>A</i>	<i>S</i>	<i>B</i>	<i>TO</i>	<i>PF</i>	<i>PTS</i>	<i>PPG</i>
2012	TUL	33	3	671	116	337	.344	38	117	.325	78	220	.355	.401	75	91	.824	25	55	80	2.4	69	51	9	47	65	345	10.5
2013	TUL	27	6	612	139	350	.397	45	118	.381	94	232	.405	.461	99	110	.900	14	50	64	2.4	49	27	7	40	59	422	15.6
2014	TUL	11	2	174	28	69	.406	6	27	.222	22	42	.524	.449	14	15	.933	5	15	20	1.8	13	15	2	15	16	76	6.9
2015	TUL	29	20	813	130	369	.352	56	162	.346	74	207	.357	.428	136	160	.850	16	84	100	3.4	74	43	15	47	78	452	15.6
2017	LAS	23	6	408	45	140	.321	20	74	.270	25	66	.379	.393	38	44	.864	6	26	32	1.4	16	19	3	26	42	148	6.4
2018	LAS	33	3	546	81	199	.407	48	128	.375	33	71	.465	.528	24	30	.800	12	34	46	1.4	22	22	3	16	52	234	7.1
2019	LAS	23	14	593	93	242	.384	54	138	.391	39	104	.375	.496	44	50	.880	13	47	60	2.6	37	26	4	28	58	284	12.3
2020	LAS	21	4	444	81	186	.435	43	102	.422	38	84	.452	.551	16	18	.889	3	35	38	1.8	31	24	7	19	41	221	10.5
2021	LVA	32	32	833	114	257	.444	63	151	.417	51	106	.481	.566	46	50	.920	6	77	83	2.6	51	24	12	21	47	337	10.5
2022	LVA																											
Career		232	90	5094	827	2149	.385	373	1017	.367	454	1132	.401	.472	492	568	.866	100	423	523	2.3	362	251	62	259	458	2519	10.9



A'ja Wilson

Forward 6-4

South Carolina '18

5th Year

#22

2022 (Las Vegas) ...

2021 (Las Vegas) Led or tied for the team lead in scoring on 12 occasions, in rebounding 14 times, and in assists 6 times ... Had 17 double-double on the season ... Named Kia WNBA Western Conference Player of the Month for June ... Named WNBA Western Conference Player of the Week for June 28-July 4 ... Named an All-Star ...

2020 (Las Vegas) Named WNBA Most Valuable Player (5th youngest in history) ... Named Western Conference Player of the Week on August 10, and September 14 ... Named Western Conference Player of the Month for August and September ... Tied a franchise record for most made free throws in a game without a miss when she went 12 for 12 at Dallas on August 25 ... Had a string of 25 straight made free throws, which is the longest such streak of her career ...

2019 (Las Vegas) Led or tied for the team lead in scoring 11 times, in rebounding 9 times, and in assists 1 time ... Named WNBA Western Conference Player of the Week on June 24 and July 1 ... Scored a career high 39 points vs. Indiana on June 29, which also tied the franchise record for points in a game ... Named to her second All-Star Team ... Sprained her ankle and had to leave the game in the third quarter at Seattle on July 19, and missed 8 games ... Scored her 1000th career point vs Phoenix on August 20 ... Recorded her 100th career block at Phoenix on September 8... Posted 3 games of 20 or more points and 10 or more rebounds ...

2018 (Las Vegas) Unanimous WNBA Rookie of the Year ... Named to the WNBA All-Star Team ... Named Western Conference Player of the Week for games played July 2-8 ... Led the W in free throw attempts and made free throws ... Finished fourth in the league in scoring average, sixth in rebounding, sixth in blocked shots, second in field goal attempts and sixth in made field goals ... Set franchise records for made field goals, field goal attempts, made free throws, free throw attempts, points and scoring average ... Became the 15th player in WNBA history to begin her career by recording a double-double (14 points, 10 rebounds at Connecticut on May 20) ... Tied the program record for most made free throws (14) and most free throw attempts (18) in a game against Washington on June 1 ... Set the franchise record for most made field goals in a game (16 at Indiana on June 12) ... Scored the second most points by a rookie (35) in franchise history at Indiana on June 12 ... Recorded 7 games of at least 20 points and 10 rebounds ...

International Won a Gold Medal at the 2021 Olympic Games with the U.S. Olympic 5x5 Basketball Team ...

Collegiate Honors & Notes (South Carolina) Led the Gamecocks to the 2017 NCAA Championship ... Named Most Outstanding Player of the 2017 NCAA Championship ... Was the consensus 2018 National Player of the Year (AP, espnW, USAT, WBCA/Wade, Drysdale/USBWA, Naismith) ... Was a three-time SEC Player of the Year, and four-time All-American ... Named SEC Defensive Player of the Year on two occasions (2015, 2018) ... Ranked 7th in the nation in scoring, 11th in rebounding and 5th in double-doubles ...

Personal Enjoys eating Chipotle and Chik-fil-A ... Father, Roscoe, played professional basketball internationally for 10 years ... Is dyslexic ... Is a member of the WNBA and WNBPA Social Justice Council ... Is the first WNBA player to partner with Mountain Dew ...

PLAYER PROFILES



Milestones

Upcoming Milestones

Mark	Opponent	Date	Gm. #	Mark	Category	Current
1st Pt	@ Connecticut	May 20, 2018	1	2,500	Points	2,161
1,000th Pt	Phoenix	Aug. 20, 2019	53	1,000	Rebounds	928
2,000th Pt	Washington	Aug. 17, 2021	104	300	Assists	266
				200	Blocked Shots	185

	Reb	Asts	Double Doubles		Scoring			
Year	10+	10+	Pt/Reb	Pt/Ast	Year	10+	20+	30+
2018	10	0	10	0	2018	33	18	3
2019	3	0	3	0	2019	23	7	1
2020	7	0	7	0	2020	22	15	1
2021	17	0	17	0	2021	30	14	1
2022	1	0	1	0	2022	1	0	0
Totals	38	0	38	0	Totals	109	54	6

Season Highs

Career Highs

Points	15	@	Phoenix	May 6, 2022	Points	39	Indiana (OT)	June 29, 2019
Rebs	11	@	Phoenix	May 6, 2022	Rebs	16	@ Seattle	June 19, 2018
Assists	2	@	Phoenix	May 6, 2022		16	Indiana	Sept. 8, 2020
Steals	0				Assists	8	Dallas	June 27, 2018
Blocks	1	@	Phoenix	May 6, 2022		8	@ Dallas	July 11, 2021
Mins	29	@	Phoenix	May 6, 2022	Steals	4	Washington	August 15, 2020
						4	@ Minnesota	June 25, 2021
					Blocks	7	Chicago	July 5, 2018
						7	@ Atlanta	Sept. 5, 2019
					Mins	43	@ Minnesota	June 25, 2021

Career Regular Season Statistics

Year	Tm	G	GS	MP	FG	FGA	FG%	3P	3PA	3P%	2P	2PA	2P%	eFG%	FT	FTA	FT%	OR	DR	REB	RPG	A	S	B	TO	PF	PTS	PPG
2018 * LVA		33	33	1010	245	530	.462	0	0	----	245	530	.462	.462	192	248	.774	66	198	264	8.0	74	27	55	46	68	682	20.7
2019 * LVA		26	25	739	158	330	.479	0	1	.000	158	329	.480	.479	114	144	.792	42	125	167	6.4	47	13	45	56	52	430	16.5
2020 LVA		22	22	697	166	346	.480	0	0	----	166	346	.480	.480	118	151	.781	34	154	188	8.5	45	27	44	35	49	450	20.5
2021 * LVA		32	32	1021	207	466	.444	1	1	1.000	206	465	.443	.445	169	193	.876	63	235	298	9.3	98	28	40	46	49	584	18.3
2022 LVA		1	1	29	5	8	.625	0	1	.000	5	7	.714	.625	5	6	.833	2	9	11	11.0	2	0	1	2	2	15	15.0
Career		114	113	3496	781	1680	.465	1	3	.333	780	1677	.465	.465	598	742	.806	207	721	928	8.1	266	95	185	185	220	2161	19.0



Jackie Young

Guard 5-11

Notre Dame '19

4th Year

#0

2022 (Las Vegas) ...

2021 (Las Vegas) Led or tied for the team lead in assists on 5 occasions, in scoring 4 times, and in rebounding 2 times ... Recorded her 2nd career double-double at Seattle (21 pts, 10 rbs) on May 18 ... Posted her 3rd career double-double vs. Minnesota on September 8 ...

2020 (Las Vegas) Led or tied for the team lead in scoring on 2 occasions, in rebounding 2 times, and in assists 3 times ... Scored a season-high 20 points vs. Phoenix on September 1, and matched it one game later at Connecticut on September 3 ... Just missed out on a double-double with 20 points and 9 assists at Connecticut on September 3 ...

2019 (Las Vegas) Led or tied for the team lead in assists on 18 occasions, and in scoring 1 time ... Recorded her first career double-double vs Phoenix on August 20 (10 rbs, 10 asts) ...

International Won a gold medal at the 2021 Olympics with the U.S. 3x3 Basketball Team ...

Collegiate Honors & Notes (Notre Dame) 2018 NCAA Champion ... 2019 ACC Tournament MVP ... Ranked 3rd in the nation among guards in FG% ... Was one of only 4 players in the nation to average more than 14.0 points, 7.0 rebounds and 5.0 assists during her final year at Notre Dame ...

Personal Named 2016 Naismith Player of the Year in High School ... Named Indiana's Miss Basketball as a senior ...

Milestones

Mark	Opponent	Date	Gm. #
1st Pt	Los Angeles	May 26, 2019	1

Upcoming Milestones

Mark	Category	Current
900	Points	876
400	Rebounds	340
400	Assists	327

Year	Reb	Asts	Pt/Reb	Double Doubles		Scoring	Year	
	10+	10+		Pt/Ast	Reb-Ast		10+	20+
2019	1	1	0	0	1	2019	7	0
2020	0	0	0	0	0	2020	12	2
2021	2	0	2	0	0	2021	21	4
2022	0	0	0	0	0	2022	1	1
Totals	3	1	2	0	1	Totals	41	7

Season Highs

Points	20	@	Phoenix	May 6, 2022
Rebs	3	@	Phoenix	May 6, 2022
Assists	4	@	Phoenix	May 6, 2022
Steals	1	@	Phoenix	May 6, 2022
Blocks	0			
Mins	31	@	Phoenix	May 6, 2022

Career Highs

Points	29		Minnesota	Sept. 8, 2021
Rebs	11	@	Seattle	May 18, 2021
Assists	10		Indiana	June 29, 2019
	10		Phoenix	August 20, 2019
Steals	4	@	Connecticut	Sept. 3, 2020
Blocks	2		3 times	
Mins	40	@	New York	June 3, 2021
	40		Seattle	June 27, 2021

Career Regular Season Statistics

Year	Tm	G	GS	MP	FG	FGA	FG%	3P	3PA	3P%	2P	2PA	2P%	eFG%	FT	FTA	FT%	OR	DR	REB	RPG	A	S	B	TO	PF	PTS	PPG
2019	LVA	34	34	767	76	236	.322	14	44	.318	62	192	.323	.352	59	73	.808	23	88	111	3.3	153	26	12	53	47	225	6.6
2020	LVA	22	0	568	93	189	.492	3	13	.231	90	176	.511	.500	52	61	.852	18	77	95	4.3	67	15	2	35	39	241	11.0
2021	LVA	32	32	1018	155	307	.505	5	20	.250	150	287	.523	.513	75	90	.833	21	110	131	4.1	103	36	11	47	58	390	12.2
2022	LVA	1	1	31	8	10	.800	0	0	----	8	10	.800	.800	4	4	1.000	1	2	3	3.0	4	1	0	4	3	20	20.0
Career		89	67	2384	332	742	.447	22	77	.286	310	664	.467	.462	190	228	.833	63	277	340	3.7	327	78	25	139	147	876	9.8

2022 REGULAR SEASON STATISTICS



LAS VEGAS ACES (1-0)

PLAYER				-FIELD GOALS-			-3-POINT FG--			-FREE THROWS-			--REBOUNDS--			PF	DQ	STL	TO	BLK	PTS	AVG	
	G	GS	MIN	FG	FGA	PCT	FG	FGA	PCT	FT	FTA	PCT	OFF	DEF	TOT								AST
Hamby	1	1	31	11	14	.786	1	2	.500	1	1	1.000	0	7	7	1	4	0	3	2	24	24.0	
Plum	1	1	34	7	16	.438	5	9	.556	1	1	1.000	0	6	6	7	3	0	1	5	0	20	20.0
Young	1	1	31	8	10	.800	0	0	---	4	4	1.000	1	2	3	4	3	0	1	4	0	20	20.0
Wilson	1	1	29	5	8	.625	0	1	.000	5	6	.833	2	9	11	2	2	0	0	2	1	15	15.0
Gray	1	1	15	4	7	.571	1	2	.500	2	2	1.000	0	0	0	5	1	0	0	0	0	11	11.0
Plaisance	1	0	21	2	7	.286	2	3	.667	2	2	1.000	2	7	9	1	5	0	0	2	1	8	8.0
Sheppard	1	0	15	2	2	1.000	2	2	1.000	0	0	---	0	1	1	1	1	0	0	0	0	6	6.0
Colson	1	0	11	0	2	.000	0	1	.000	2	2	1.000	0	1	1	5	2	0	0	0	0	2	2.0
Bell	1	0	14	0	1	.000	0	1	.000	0	0	---	0	0	0	1	2	0	0	0	1	0	0.0
ACES	1	-	200	39	67	.582	11	21	.524	17	18	.944	5	33	38	27	23	0	2	16	5	106	106.0
OPPONENTS	1	-	200	33	73	.452	6	24	.250	16	19	.842	6	20	26	20	16	0	6	10	2	88	88.0

	-- SINGLE-GAME HIGHS --							----- AVERAGE PER GAME -----							--CAREER HIGHS (C=SET, T=TIED THIS SEASON)--						
PLAYER	MIN	REB	AST	ST	TO	BL	PTS	MIN	REB	AST	STL	TO	BLK	PTS	FG	FGA	FT	FTA	REB	AST	PTS
Hamby	31	7	1	0	3	2	24	30.8	7.0	1.0	0.00	3.0	2.00	24.0	11T	16	11	14	18	8	27
Plum	34	6	7	1	5	0	20	33.8	6.0	7.0	1.00	5.0	0.00	20.0	11	18	8	9	9	13	32
Young	31	3	4	1	4	0	20	30.8	3.0	4.0	1.00	4.0	0.00	20.0	14	19	10	12	11	10	29
Wilson	29	11	2	0	2	1	15	28.6	11.0	2.0	0.00	2.0	1.00	15.0	16	24	14	18	16	8	39
Gray	15	0	5	0	0	0	11	14.9	0.0	5.0	0.00	0.0	0.00	11.0	11	21	8	11	10	14	30
Plaisance	21	9	1	0	2	1	8	20.6	9.0	1.0	0.00	2.0	1.00	8.0	10	19	4	4	12	6	25
Sheppard	15	1	1	0	0	0	6	15.2	1.0	1.0	0.00	0.0	0.00	6.0	2C	2C	0C	0C	1C	1C	6C
Colson	11	1	5	0	0	0	2	11.4	1.0	5.0	0.00	0.0	0.00	2.0	5	11	8	11	4	8	17
Bell	14	0	1	0	0	1	0	14.0	0.0	1.0	0.00	0.0	1.00	0.0	0C	1C	0C	0C	0C	1C	0C
ACES	200	38	27	2	16	5	106	200.0	38.0	27.0	2.00	16.0	5.00	106.0	43	91	42	56	56	33	118
OPPONENTS	200	26	20	6	10	2	88	200.0	26.0	20.0	6.00	10.0	2.00	88.0	46	92	40	51	57	30	109

SEATTLE STORM (1-0)

PLAYER				-FIELD GOALS-			-3-POINT FG--			-FREE THROWS-			--REBOUNDS--			PF	DQ	STL	TO	BLK	PTS	AVG	
	G	GS	MIN	FG	FGA	PCT	FG	FGA	PCT	FT	FTA	PCT	OFF	DEF	TOT								AST
Loyd	1	1	22	6	12	.500	1	4	.250	4	4	1.000	0	3	3	2	3	0	2	2	0	17	17.0
Stewart	1	1	26	6	14	.429	2	5	.400	3	3	1.000	2	6	8	3	3	0	2	0	0	17	17.0
Prince	1	0	17	5	6	.833	3	3	1.000	0	0	---	0	0	0	2	0	0	2	0	0	13	13.0
Bird	1	1	22	3	6	.500	3	4	.750	2	2	1.000	0	2	2	9	1	0	2	3	1	11	11.0
Talbot	1	0	22	4	6	.667	1	2	.500	2	2	1.000	0	2	2	3	2	0	1	1	2	11	11.0
Lavender	1	0	23	4	7	.571	1	2	.500	0	0	---	0	2	2	1	2	0	1	2	0	9	9.0
Magbegor	1	1	23	3	7	.429	0	1	.000	2	2	1.000	1	4	5	2	2	0	2	1	0	8	8.0
Williams	1	1	18	2	3	.667	1	2	.500	0	0	---	1	2	3	1	1	0	0	1	2	5	5.0
January	1	0	19	1	3	.333	0	2	.000	2	2	1.000	0	3	3	3	1	0	1	3	3	4	4.0
Gray	1	0	9	1	2	.500	0	0	---	0	0	---	0	1	1	0	2	0	1	1	0	2	2.0
STORM	1	-	200	35	66	.530	12	25	.480	15	15	1.000	4	25	29	26	17	0	14	14	8	97	97.0
OPPONENTS	1	-	200	31	79	.392	4	21	.190	8	11	.727	13	24	37	23	17	0	9	17	3	74	74.0

	-- SINGLE-GAME HIGHS --							----- AVERAGE PER GAME -----							--CAREER HIGHS (C=SET, T=TIED THIS SEASON)--						
PLAYER	MIN	REB	AST	ST	TO	BL	PTS	MIN	REB	AST	STL	TO	BLK	PTS	FG	FGA	FT	FTA	REB	AST	PTS
Loyd	22	3	2	2	2	0	17	22.1	3.0	2.0	2.00	2.0	0.00	17.0	13	30	14	16	10	10	37
Stewart	26	8	3	2	0	0	17	26.0	8.0	3.0	2.00	0.0	0.00	17.0	14	28	12	14	18	9	38
Prince	17	0	2	2	0	0	13	17.3	0.0	2.0	2.00	0.0	0.00	13.0	12	25	12	13	9	9	33
Bird	22	2	9	2	3	1	11	21.6	2.0	9.0	2.00	3.0	1.00	11.0	11	23	11	12	8	14	33
Talbot	22	2	3	1	1	2	11	22.2	2.0	3.0	1.00	1.0	2.00	11.0	8	13	6	6	8	6	24
Lavender	23	2	1	1	2	0	9	22.6	2.0	1.0	1.00	2.0	0.00	9.0	11	22	8	8	15	6	25
Magbegor	23	5	2	2	1	0	8	22.9	5.0	2.0	2.00	1.0	0.00	8.0	9	19	6	6	13	4	21
Williams	18	3	1	0	1	2	5	17.8	3.0	1.0	0.00	1.0	2.00	5.0	10	13	6	7	10	6	26
January	19	3	3	1	3	3	4	19.0	3.0	3.0	1.00	3.0	3.00	4.0	8	18	14	15	7	10	23
Gray	9	1	0	1	1	0	2	8.6	1.0	0.0	1.00	1.0	0.00	2.0	9	12	6	8	15	2	22
STORM	200	29	26	14	14	8	97	200.0	29.0	26.0	14.00	14.0	8.00	97.0	41	100	33	43	57	34	111
OPPONENTS	200	37	23	9	17	3	74	200.0	37.0	23.0	9.00	17.0	3.00	74.0	43	98	38	55	50	30	110



Las Vegas Aces

MEDIA CHEAT SHEET



Kierstan Bell
G 6-1 176
FGCU 1st Yr.




Sydney Colson
G 5-8 140
Texas A&M 8th Yr.



Chelsea Gray
G 5-11 170
Duke 8th Yr.




Dearica Hamby
F 6-3 189
Wake Forest 8th Yr.



Theresa Plaisance
F 6-5 200
LSU 9th Yr.



Kelsey Plum
G 5-8 145
Washington 5th Yr.



Aisha Sheppard
G 5-9 145
Va. Tech 1st Yr.



Kiah Stokes
C 6-3 191
Connecticut 6th Yr.



Riquna Williams
G 5-7 165
Miami 10th Yr.



A'ja Wilson
F 6-4 195
South Carolina 5th Yr.



Jackie Young
G 6-0 165
Notre Dame 3rd Yr.



Becky Hammon
Head Coach




Natalie Nakase
Assistant Coach



Tyler Marsh
Assistant Coach



Charlene Thomas-Swinson
Assistant Coach



Michelle Anumba
Athletic Trainer