



Las Vegas (4-2) at New York (1-5)

August 9, 2020—Feld Entertainment (Palmetto, FL)

MyLTV

Game #7, Road Game #3

Aces Director of Media Relations

John Maxwell, (951) 203-3208, jmaxwell@lasvegasaces.com

2020 Schedule/Results

Date	Opponent	Time/Result
July		
26	Chicago (ABC)	L, 86-88
29	Atlanta (CBSSN/MyLTV)	W, 100-70
31 @	Phoenix (CBSSN/MyLTV)	L, 95-102
August		
2	Dallas (ESPN2)	W, 79-70
5 @	Washington (NBATV/MyLTV)	W, 83-77
7	Los Angeles (ESPN2)	W, 86-82
9 @	New York	2:00 pm
11 @	Indiana (ESPN2)	4:00 pm
13	Minnesota (ESPN2)	6:00 pm
15	Washington (ESPN)	9:00 am
18 @	Chicago (ESPN2)	6:00 pm
20	Connecticut (CBSSN)	7:00 pm
22	Seattle (ABC)	12:00 pm
25 @	Dallas (CBSSN/MyLTV)	6:00 pm
27 @	Seattle (CBSSN)	7:00 pm
29	New York (CBS)	1:00 pm
September		
1	Phoenix (MyLTV)	7:00 pm
3 @	Connecticut (MyLTV)	5:00 pm
5 @	Atlanta (MyLTV)	3:00 pm
8	Indiana (ESPN2)	7:00 pm
10 @	Minnesota (ESPN2)	5:00 pm
12 @	Los Angeles (MyLTV)	5:00 pm

All times Pacific and subject to change

Hole Cards



A'ja Wilson

2020 Stats

Notes


F 3rd Year 6-4

South Carolina '18

20.8 ppg 9.5 rpg 1.8 apg
48.5 FG% --- 3G% 70.5 FT%

2018 & 2019 All-Star ... 2018

Rookie of the Year ... Member of the WNBA and WNBA Social Justice Council ... Ranks 1st in the W in ppg, 4th in rpg, 2nd in FTAs



Angel McCoughtry

2020 Stats

Notes

G 11th Year 6-1

Louisville '09

16.0 ppg 5.5 rpg 2.7 apg
53.8 FG% 50.0 3G% 91.3 FT%

14th in W in ppg, 9th in FT%, 11th FG% ... 3rd in 3G% ... 5-time All-Star ... 7-time All-Defensive Team honoree ... Ranks 5th in W history in ppg, and 2nd in spg ... Played just 1 min in 2019 ...



Carolyn Swords

2020 Stats

Notes

C 9th Year 6-6

Boston College '11

4.3 ppg 5.3 rpg 1.0 apg
55.6 FG% --- 3G% 75.0 FT%

Career FG% of .540 is 9th best in W history, but she needs 35 made FGs to qualify for W rankings ... Retired after 2019 season to work in Aces marketing dept, but un-retired on May 19 ...



Kayla McBride

2020 Stats

Notes

G 7th Year 5-10

Notre Dame '14

10.3 ppg 1.8 rpg 2.7 apg
37.8 FG% 44.4 3G% 95.2 FT%

3-time All Star ... 6th in W in FT%, 11th in 3G% ... Made 18 straight FTs ... Has the 3rd best career FT% among players with 500+ att., and 14th lowest TO% in W history heading into 2020 ...



Lindsay Allen

2020 Stats

Notes

G 3rd Year 5-8

Notre Dame '17

5.2 ppg 2.0 rpg 2.8 apg
44.0 FG% 40.0 3G% 66.7 FT%

Missed the 2019 WNBA Season with a knee injury ... Set and tied career scoring high with 11 points in back-to-back games vs. Atlanta on July 29 and vs. Dallas on August 2 ...

The Turn

Cierra Burdick	F	4th Year	6-2	Tennessee '15	0.0 ppg, 0.0 rpg, 0.0 apg ... Last played in the W in 2017 ... Was in Aces training camp in 2018 ...
Dearica Hamby	G	5th Year	6-3	Wake Forest '15	12.7 ppg, 8.3 rpg, 1.50 spg .566 FG% ... 8th in W in rpg, 7th in FG%, T15th in spg ... 2019 6th woman of yr
Megan Huff	F	1st Year	6-3	Utah '19	0.0 ppg, 0.0 rpg, 0.0 apg ... Signed on August 8, 2020
Danielle Robinson	G	9th Year	5-9	Oklahoma '11	8.0 ppg, 2.0 rpg, 1.8 apg ... 3-time All-Star ... Played 5 years for franchise in San Antonio
Sugar Rodgers	G	7th Year	5-9	Georgetown '13	3.3 ppg, 1.0 rpg, 1.7 apg ... 2017 All-Star ... 2013 WNBA Champ with Lynx
Jackie Young	G	2nd Year	5-11	Notre Dame '19	7.0 ppg, 3.4 rpg, 2.9 apg ... 2019 WNBA All-Rookie Team ... No. 1 overall pick in 2019
Kelsey Plum	Out For Season (Achilles surgery)				
Liz Cambage	Out For Season (medical exemption)				



CONGRATULATIONS

If you are reading this, it means that you have made the wise decision to cover a Las Vegas Aces game. Odds are, you a member of one of the most prestigious media outlets in the nation, and a talented print, radio or television personality. You also may have just fallen down a google rabbit hole and stumbled here.

Regardless of how these Game Notes came into your possession, welcome to year three of the Las Vegas Aces ... coming to you from inside The Wubble in Bradenton, Florida.

These Game Notes are designed to simplify your coverage of the Aces, but in a society that now likes to communicate in 140 280 characters or less, even a modest-sized set of Game Notes like this one can be intimidating.

Over the next two pages, we will walk you through the complexities of this document to further enhance your ability to cover the most entertaining team in the WNBA.

So let's get started. These notes are divided into three primary sections: Season Notes, Individual Player Profiles and Statistics.

Statistics

Let's take these items in reverse order. If all you need are our season statistics, just flip to the end of these notes. Both team's stats are always located on the second to last page.

At home games, there is also a separate statistical packet with more detailed information about both teams, but that's pretty irrelevant right now, since you probably aren't in the Wubble with us. Even if you were, there is no Media Room in which we would have placed said packet.

The back page is the Media Cheat Sheet roster, complete with head shots to help you quickly identify our players.

What about box scores? Some folks like to see the box score from the previous game in Game Notes, while some folks like to peruse all of that season's box scores. Some like to see the box scores from previous meetings between the two teams playing today.

Given all these possibilities, we have decided not to include any box scores in an effort to rid the planet of unnecessary paper waste. Box Scores are located on line

Individual Player Profiles

Each player on the roster has at least one page of info in this document.

Included in these are ...

- Notes from the 2020 season
- Notes from previous seasons
- Streaks that paint a statistical picture of the player's most recent efforts.
- Singe-season and career highs.
- Career Stats

Additional information is available on each player's online biography, but these should give you what you need to cover the game.

Season Notes

This area is divided into three primary sections.

As the season progresses, the first notes will be super specific to this year's team and players, and should tell the story of the season, essentially answering the question, "Why do the Aces have the record they have?"

The second section contains interesting milestones or tidbits about this year's team or individuals.

The third section includes information from recent seasons that might (in theory) still have relevance to this year's team.

Today's Opponent

This page let's you know how the Aces have performed historically as a team against today's opponent,

Additional Information

Also included in these notes are an Aces' roster, and Pronunciation Guide (page 4).

Frequently Asked Question

"I have found several typos in this document. Would you like to know about them?"

Yes, we would, but you should know that there are many people in the world who are not happy unless they find fault in the work of others. In an effort to boost their self-confidence, we have intentionally sprinkled several typos in this document to assist them, so we may already be aware of the typos of which you speak.

Epilogue

If you have any additional questions, please don't hesitate to reach out to Director of Media Relations John Maxwell at (951) 203-3208 or jmaxwell@lasvegasaces.com.

Thanks again for your interest in covering the Las Vegas Aces.



Alphabetical

##	Name	Pos.	Ht.	Wt.	Date Of Birth	Exp.	College	Hometown
15	Lindsay Allen	G	5-8	144	March 20, 1995	2	Notre Dame	Clinton, MD
11	Cierra Burdick	F	6-2	172	September 30, 1993	3	Tennessee	Charlotte, NC
5	Dearica Hamby	F	6-3	189	November 6, 1993	5	Wake Forest	Atlanta, GA
31	Megan Huff	F	6-3	176	April 17, 1996	R	Utah	Federal Way, WA
21	Kayla McBride	G	5-10	174	June 25, 1992	6	Notre Dame	Erie, PA
35	Angel McCoughtry	F-G	6-1	173	September 10, 1986	10	Louisville	Baltimore, MD
10	Kelsey Plum *	G	5-8	145	August 24, 1994	3	Washington	San Diego, CA
3	Danielle Robinson	G	5-9	137	May 10, 1989	8	Oklahoma	San Jose, CA
14	Sugar Rodgers	G	5-9	161	December 8, 1989	7	Georgetown	Suffolk, VA
4	Carolyn Swords	C	6-6	215	July 19, 1989	8	Boston College	Sudbury, MA
22	A'ja Wilson	C	6-4	195	August 8, 1996	2	South Carolina	Hopkins, SC
0	Jackie Young	G	6-0	165	September 16, 1997	1	Notre Dame	Princeton, IN

Head Coach

Bill Laimbeer (Notre Dame '79)

Assistant Coach

Vickie Johnson (Louisiana Tech '96)

Assistant Coach

Tanisha Wright (Penn State '05)

Athletic Trainer

Laura Ramus

Numerical

##	Name	Pos.	Ht.	Wt.	Date Of Birth	Exp.	College	Hometown
0	Jackie Young	G	6-0	165	September 16, 1997	1	Notre Dame	Princeton, IN
3	Danielle Robinson	G	5-9	137	May 10, 1989	8	Oklahoma	San Jose, CA
4	Carolyn Swords	C	6-6	215	July 19, 1989	8	Boston College	Sudbury, MA
5	Dearica Hamby	F	6-3	189	November 6, 1993	5	Wake Forest	Atlanta, GA
10	Kelsey Plum	G	5-8	145	August 24, 1994	3	Washington	San Diego, CA
11	Cierra Burdick	F	6-2	172	September 30, 1993	3	Tennessee	Charlotte, NC
14	Sugar Rodgers	G	5-9	161	December 8, 1989	7	Georgetown	Suffolk, VA
15	Lindsay Allen	G	5-8	144	March 20, 1995	2	Notre Dame	Clinton, MD
21	Kayla McBride	G	5-10	174	June 25, 1992	6	Notre Dame	Erie, PA
22	A'ja Wilson	C	6-4	195	August 8, 1996	2	South Carolina	Hopkins, SC
31	Megan Huff	F	6-3	176	April 17, 1996	R	Utah	Federal Way, WA
35	Angel McCoughtry	F-G	6-1	173	September 10, 1986	10	Louisville	Baltimore, MD

Pronunciation Guide

4	Carolyn Swords
5	Dearica Hamby
11	Cierra Burdick
22	A'ja Wilson
35	Angel McCoughtry

pro-NUN-c-A-shun GUYD

SOARDS
d-AIR-ick-uh HAM-b
c-AIR-uh BUR-dick
A-zhuh (like the continent, Asia)
muh-CAW-tree

LAS VEGAS vs. NEW YORK



Series History

Overall	22-27
Home	13-11
Road	9-16

Series Streaks

Overall	W 2
Home	W 4
Road	L 1

Aces' All-Time Results vs. New York

Date	H/A	Opponent	W/L	LV	NY
July 5, 1997		New York	L 1	53	66
July 17, 1997	@	New York	L 2	54	80
July 22, 1997	@	New York	W 1	78	71
August 19, 1997		New York	W 2	81	75
June 15, 1998	@	New York	L 1	64	68
June 21, 1998		New York	L 2	64	68
July 18, 1999	@	New York	L 3 (OT)	82	88
August 3, 1999		New York	L 4	59	61
June 3, 2000	@	New York	L 5	76	87
July 26, 2001		New York	W 1	71	63
Aug 8, 2001	@	New York	L 1	63	82
June 11, 2002		New York	L 2	68	71
Aug. 5, 2003	@	New York	L 3	60	69
June 5, 2004		New York	L 4	57	62
Sept. 12, 2004	@	New York	L 5	62	64
June 21, 2005	@	New York	L 6	59	77
July 2, 2005		New York	W 1	69	57
June 10, 2006		New York	L 1	67	71
June 30, 2006	@	New York	W 1	91	78
June 16, 2007		New York	W 2	79	71
June 22, 2007	@	New York	W 3	70	63
July 8, 2008		New York	W 4	83	79
Sept. 9, 2008	@	New York	W 5	82	76
June 13, 2009		New York	W 6	63	60
June 19, 2009	@	New York	L 1	61	77
May 28, 2010		New York	L 2	71	77
July 27, 2010	@	New York	L 3	72	77

Date	H/A	Opponent	W/L	LV	NY
July 1, 2011	@	New York	L 4	75	81
July 8, 2011		New York	L 5	73	76
July 8, 2012	@	New York	W 1	94	81
Sept. 18, 2012		New York	W 2	77	66
June 23, 2013	@	New York	W 3 (OT)	78	77
July 25, 2013		New York	W 4	65	53
June 5, 2014	@	New York	W 5	87	75
July 9, 2014		New York	W 6	80	66
July 15, 2015	@	New York	L 1	68	84
August 19, 2015		New York	L 2	45	73
June 11, 2016		New York	L 3	75	90
July 10, 2016	@	New York	L 4	75	76
August 26, 2016		New York	L 5	77	84
May 13, 2017	@	New York	L 6	64	73
August 1, 2017		New York	W 1	93	81
Sept. 2, 2017	@	New York	L 1	69	81
June 12, 2018	@	New York	W 1	78	63
June 22, 2018		New York	W 2	88	78
August 15, 2018		New York	W 3	85	72
June 9, 2019	@	New York	L 1	78	88
June 14, 2019		New York	W 1	100	65
July 7, 2019	@	New York	W 2	90	58
August 9, 2020	@	New York New York			

Las Vegas-New York Connections

WNBA Connections

Bill Laimbeer was the head coach of the Liberty from 2013-17.

Sugar Rodgers (2014-18), Carolyn Swords (2015-16) and Lindsay Allen (2017) all played for the Liberty.

Layshia Clarendon played with Angel McCoughtry in Atlanta from 2016-17, and with Cierra Burdick in 2016.



WUBBLE, WUBBLE, TOIL & TROUBLE

The Aces are without two main pieces from their 2019 playoff team as Liz Cambage (medical exemption) and Kelsey Plum (Achilles surgery) will not join the team in the Wubble this year.

WELCOME ADDITIONS

Las Vegas added two key free agents to the roster in the offseason signing five-time All-Star and two-time Olympian Angel McCoughtry, and three-time All-Star Danielle Robinson.

W AFTER DARK

With all game being played in Florida this season, west coast teams are “hosting” many games after the traditional 7 pm tip time to accommodate local broadcasts. In all, 13 of the Aces 22 games this year tip at 8 pm or later

Tip Time	#	W-L
10:00 pm	6	1-1
9:00 pm	3	1-0
8:00 pm	4	1-0

GONE STREAKING

Lindsay Allen

Began the season making 11 of 21 shots over her first 3 games, and averaged 8.7 points per game, but since has gone 0 for 3 from the field over her last 2 games, without scoring ... Has made 2 of her last 3 three-pointers after beginning her career by going 1 for 30 ...

Cierra Burdick

Prior to checking in for the Aces on August 5, 2020, last played in the WNBA on September 2, 2017 with the San Antonio Stars ...

Dearica Hamby

Over her first three years in the W, made 41.2 percent of her shots from the field and averaged 7.5 points per game, but since the team moved to Las Vegas, she is connecting on 50.9 percent of her shots, and is averaging 9.5 points per game ... Averaging 3.0 assists over her last 3 games, after starting the season by averaging 1.3 assists in 3 games ...

Megan Huff

Kayla McBride

Went 1 for 6 from the field vs. the Sparks after making 16 of her prior 32 shots ... Scored 5 points vs. the Sparks after averaging 13.8 points over her previous 4 games ... Missed her first 2 shots from long distance this season, but is 8 for 16 since (.500) ... Has made 18 consecutive free throws, which is the 3rd longest active streak in the league ...

Angel McCoughtry

At the age of 33, and in her 11th season in the league, is averaging career highs in field goal percentage, three-point field goal percentage and free throw percentage ... Went 1 for 4 from the field and scored 4 points vs. Dallas on August 2, but has made 12 of her last 22 shots from the field, and is averaging 18.5 points per game over her last 2 contests ...

Danielle Robinson

Made 12 of her last 21 shots from the field after starting the year making 7 of 19 ... Has 6 assists over her last 2 games after handing out 5 in her first 4 games ...

Sugar Rodgers

Went 5 of 9 from the field, including 4 of 8 from three-point range, at Phoenix on July 31 but is 2 for 11 and 0 for 6 in her other 5 games ...

Carolyn Swords

Made 1 of 4 shot from the field vs. Los Angeles on August 7 after starting the season by making 9 of 14 shots ... Has at least 4 rebounds in every game this season ...

A’ja Wilson

Is 17 of her last 28 from the field (.607) after starting the year making 43.5 percent of her shots ... Started the year making 14 of 23 shots from the free throw line (.609), but is 17 of 21 since (.810) ... Has at least 8 rebounds in every game this season ...

Jackie Young

Averaged 6 assists over her last 7 regular season games to close out 2019, but has 12 in the first 6 games of 2020 ... Went 7 for 12 from the field vs. Los Angeles on August 7, but is 9 for 23 in her other 5 games ... Had nearly a 3-1 assist-to-turnover ratio last season, but is under 1-1 this year ...

GETTING DEFENSIVE

The Aces finished the 2019 season ranked first in the WNBA in defensive field goal percentage (.399), adjusted defensive field goal percentage (.448), Defensive Efficiency (points allowed per 100 possessions, 96.8), and defensive rebound percentage (78.2%).

WHAT A DIFFERENCE A YEAR MAKES

By nearly every statistical measure, the Aces defense did a complete 180 from 2018 to 2019.

	2018	2019	2020
DER *	105.2	95.0	95.7
Opp ppg	87.0	78.8	81.5
Opp FG%	.449	.399	.438
Opp 3G%	.355	.321	.285
DReb%	.755	.782	.825

** points allowed per 100 possessions*

TURN THE BEAT AROUND

The Las Vegas Aces won seven more games in 2019 than they did in 2018, which was tied for the largest improvement by a team last season.

Team	2018	2019	+/-
Las Vegas	14-20	21-13	+7
Chicago	13-21	20-14	+7
Indiana	6-28	13-21	+7

The Aces also improved by six games from 2017 to 2018. That 13 game improvement is still far off the record for increased wins over a two-year span.

W Imp.	Team	Years
22 (7-29)	Phoenix Mercury	2012-14
16 (12-28)	Los Angeles Sparks	1998-2000
15 (4-19)	Atlanta Dream	2008-10
15 (7-22)	Cleveland Rockers	1999-2001
15 (10-25)	Detroit Shock	2001-03

TURNING BACK THE CLOCK TO 1978

The Aces are averaging just 10.0 three-point field goal attempts per game this season.

The last time a team averaged fewer than 10 three-point field goal attempts per game was back in 2014 when the Liberty and Sparks averaged 9.9 and 8.3 respectively.

IF A THREE FALLS IN THE WOODS ...

Las Vegas led the league in three-point field goal percentage a year ago making 36.7 percent of their shots from beyond the arc, but they took the fewest attempts per game in the league (14.9 per game).

In 2020, Las Vegas is 3rd in the league in three-point field goal percentage (37.5), but are averaging just 10.6 attempts per game.

The Aces have made 24 three-pointers on the season as a team. Ariel Atkins (Washington) and Kelsey Mitchell (Indiana) have made 17 each by themselves.

ALL GOOD THREES MUST COME TO AN END

Las Vegas didn't make any three pointers in the team's season-opening loss to Chicago. The last time that happened was on July 24, 2007, when the then-San Antonio Silver Stars went 0-for-7 from long distance at Indiana. The Chicago blanking ended the Aces' streak of consecutive games with at least one made at 419, which was the third longest streak in WNBA history.

2020 TRANSACTIONS

February 10	Signed Angel McCoughtry
February 16	Signed Danielle Robinson
February 18	Re-signed Sugar Rodgers
February 19	Signed Raisa Musina to a training camp contract
February 24	Carolyn Swords announced her retirement
March 1	Re-signed Lindsay Allen
March 20	Signed Avery Warley-Talbert
April 17	Drafted Lauren Manis with the 33rd overall pick (3rd round) in the 2020 WNBA Draft
April 22	Re-signed Liz Cambage
May 2	Waived Raisa Musina
May 15	Signed Kelsey Plum to a contract extension
May 19	Re-signed Carolyn Swords
	Waived Avery Warley-Talbert and Lauren Manis
June 16	Signed Alex Bentley
July 4	Signed Avery Warley-Talbert
July 22	Waived Alex Bentley
July 31	Signed Cierra Burdick
August 8	Waived Avery Warley-Talbert
	Signed Megan Huff



TWELFTH WOMAN OF THE YEAR

Dearica Hamby is making a strong case already for a second straight WNBA 6th Woman of the Year Award.

	PPG	RPG	SPG	FG%	3G%
2019	11.0	7.6	1.0	48.8	32.1
2020	12.7	8.3	1.5	56.6	44.4

Established prior to the 2007 season, two players in league history have won the award multiple times, Allie Quigley (2014, 2015) and DeWanna Bonner (2009, 2010, 2011).

Hamby's teammate, Sugar Rodgers, won the award while playing for Bill Laimbeer in New York in 2017, and Plenette Pierson won the award playing for Laimbeer in Detroit 2007.

ALL ABOUT THAT PACE

Las Vegas is playing at the fastest pace in the league this year, averaging 85.3 possessions per game. The Aces were the second "fastest" team in the league a year ago at 82.3 possessions per game, and 1st in 2018 at 82.4.

CHASING DOGMA

Las Vegas held opposing defenses to just 39.9 percent shooting from the field in 2019, and took a run at the WNBA record for the lowest percentage in history.

OppFG%	Team	Year	FG-FGA
.375	Houston	2002	705-1880
.381	Cleveland	2001	664-1745
.384	Los Angeles	2008	888-2310
.399	Las Vegas	2019	978-2451

This season Aces opponents are connecting on 43.8 percent of their field goal attempts.

BID EUCHRE

When the Aces allow an opponent to shoot 50.0 percent or better from the field during the regular season, they are 0-13 since moving to Vegas, including 0-1 in 2020.

BE ... AGGRESSIVE. B. E. AGGRESSIVE

Las Vegas pounded the ball inside in 2018, reaping the rewards by averaging a 23.6 free throw attempts per game, which was the second highest average in the league. In 2019, the team averaged 21.5 free throws per game which ranked 1st in the league.

In 2020, they are taking 24.3 free throws per game which is the second most in the league.

SHOOTING IS THE NAME OF THE GAME

When the Aces shoot = or better from the field than the opposition during the regular season over the last 2-plus years, they are 34-6. When they are out-shot, they are 5-28.

STRAIGHT SHOOTER

Kayla McBride has made 18 consecutive free throws, which is the fourth longest active streak in the league.

27	Mitchell, Tiffany	Indiana
22	Sabally, Satou	Dallas
18	McBride, Kayla	Las Vegas
15	Clarendon, Layshia,	New York

DAZZLING DEBUT

Angel McCoughtry became just the fifth player in WNBA history to score 25 or more points in her debut with a new team when she poured in 25 against Chicago on July 26 of this year.

Player	Team	Date	Opp	Pts
C Parker	LA	May 17, 2008	at Pho	34
N Collier	Min	May 25, 2019	vs. Chi	27
I Latta	Waa	May 27, 2013	at Tul	27
C Cooper	Hou	June 21, 1997	at Cle	25
A McCoughtry	LV	July 26, 2020	vs. Sky	25

THREE IS A CROWD

The Aces have made more three pointers than their opponents in a game just 11 times in the regular season since moving to Las Vegas. They are 10-1 in those games, including an 8-0 record in 2019, and a 1-0 mark in 2020.

GOOD COMPANY

Bill Laimbeer has coached 12 full seasons in the W, and 8 times his teams have won at least 21 games, including in 2019.

W-L	Year	Finish
25-9	2003	WNBA Champions
24-10	2007	WNBA Finals
23-11	2015	Eastern Conference Finals
23-11	2006	WNBA Champions
22-12	2008	WNBA Champions
22-12	2017	WNBA 2nd Round
21-13	2019	WNBA Semifinals
21-13	2016	WNBA 2nd Round

He ranks 4th in WNBA history in career wins.

Coach	Wins
Mike Thibault	338
Brian Agler	282
Dan Hughes	281
Bill Laimbeer	268
Cheryl Reeve	236

ALL RIGHT NOW

In 2018, A'ja Wilson ranked first in the league in free throw attempts per game with 7.5, and she did so again in 2019 averaging 5.5 trips to the charity stripe.

In 2020, she is taking 7.2 free throws per game—second in the league behind Alyssa Thomas at 7.8.

SHOOTING BLANKS

San Antonio had the least efficient offense in the W from 2015-17. The Aces improved to 8th in 2018, and finished 5th in the league in 2019. This season they are ranked fifth.

Year	OER	Rank
2014	101.1	4th out of 12
2015	89.0	12th out of 12
2016	93.6	12th out of 12
2017	95.7	12th out of 12
2018	102.0	6th out of 12
2019	99.1	5th out of 12
2020	103.1	5th out of 12

OLE'

San Antonio wasn't known for its defensive prowess over their last eight years, finishing in the bottom third of the league in defensive efficiency in each of their last six seasons, and seven of their last eight. In 2019, the Ace's had the best Defensive Efficiency Rating in the W.

Year	DER	Rank
2010	104.1	10th out of 12
2011	96.1	4th out of 12
2012	98.9	8th out of 12
2013	101.3	12th out of 12
2014	103.1	11th out of 12
2015	100.2	9th out of 12
2016	104.0	9th out of 12
2017	104.5	8th out of 12
2018	105.2	9th out of 12
2019	95.0	1st out of 12
2020	95.7	3rd out of 12



CHICKEN DINNER SHORTAGE

The San Antonio Stars had a rough go of it over their 15 years in the Lone Star State. Although they advanced to the 2008 WNBA Finals, and made seven trips to the postseason, San Antonio boasted just four winning seasons after relocating from Utah.

Year	W	L	Postseason
2003	12	22	
2004	9	25	
2005	7	27	
2006	13	21	
2007	20	14	2-3
2008	24	10	4-5
2009	15	19	1-2
2010	14	20	0-2
2011	18	16	1-2
2012	21	13	0-2
2013	12	22	
2014	16	18	0-2
2015	8	26	
2016	7	27	
2017	8	26	
<i>Totals</i>	<i>204</i>	<i>306</i>	<i>8-18</i>
2018	14	20	
2019	21	13	2-3
2020	4	2	
<i>Totals</i>	<i>39</i>	<i>35</i>	<i>2-3</i>

MISSED IT BY THAT MUCH

Jackie Young narrowly missed a triple-double in the Aces overtime win over Phoenix on August 20, scoring 8 points, grabbing 10 boards, and handing out 10 dimes.

She became just the third player in WNBA History to have a rebound-assist double-double without reaching double figures in scoring.

The other two were Aces Assistant Vickie Johnson (10 rebs, 10 asts on May 25, 2007 vs. Seattle while with the Silver Stars) and Nikki Teasley (10 rebs, 13 asts on June 14, 2003 at New York while with LA).

Which means that Johnson has been in the arena for all three occurrences, as she was a member of the Liberty when Teasley recorded her double-double.

CLASS 3 ALLERGY

A'ja Wilson holds the WNBA record for most points scored in a single-game without making a three pointer (39), as well as the record for most points scored in a single season without making a three-pointer (694). Yolanda Griffith (4,238) holds the career record for most points scored without making a three-pointer.



2020 REGULAR SEASON LEADERSHIP


	Leadership *			Points			Reb	Assists	Double-Doubles			Trip-Dub	Dub-Nik
	Pts	Reb	Ast	10+	20+	30+	10+	10+	Pt/Ast	Pt/Reb	20/10	Pt/Rb/As	Stl/Blk
Lindsay Allen	0	0	1	2	0	0	0	0	0	0	0	0	0
Cierra Burdick	0	0	0	0	0	0	0	0	0	0	0	0	0
Hamby, Dearica	0	2	1	5	1	0	1	0	0	1	0	0	0
McBride, Kayla	0	0	2	4	0	0	0	0	0	0	0	0	0
McCoughtry, Angel	2	0	0	4	1	0	0	0	0	0	0	0	0
Robinson, Danielle	1	0	1	1	1	0	0	0	0	0	0	0	0
Rodgers, Sugar	0	0	1	1	0	0	0	0	0	0	0	0	0
Swords, Carolyn	0	0	1	0	0	0	0	0	0	0	0	0	0
Warley-Talbert, Avery	0	0	0	0	0	0	0	0	0	0	0	0	0
Wilson, A'ja	3	4	0	5	3	0	2	0	0	2	2	0	0
Young, Jackie	0	0	0	1	0	0	0	0	0	0	0	0	0

* leaderships include ties

AIN'T IT GRAND

A'ja Wilson became the fourth fastest player to reach 1,000 career points when she passed that mark vs. Phoenix on August 20, 2019.

Gms	Player
45	Cynthia Cooper
46	Seimone Augustus
52	Elena Delle Donne
53	A'ja Wilson
54	Tamika Catchings



Lindsay Allen

#15

Guard**5-8****Notre Dame '17****3rd Year**

2020 (Las Vegas) Led or tied for the team lead in assists on 1 occasion ... Handed out 7 assists in the season-opener, which was the most for her since June 13, 2018 at New York when she also 7 dimes ... Set and tied her career scoring high of 11 points in back-to-back games—vs. Atlanta (7/26) and vs. Dallas (8/2) ... Missed the July 31 game vs. Phoenix due to an “inconclusive positive result” from a COVID-19 test ... Made her first start since June 3, 2018 in the 2020 season opener vs. Chicago on July 26 ...

2019 (Las Vegas) Did not play—Injured ...

2018 (Las Vegas) Made the first start of her WNBA career in the Aces' season-opener at Connecticut ... Led or tied for the team lead in assists on 6 occasions ...

2017 (New York) Scored a season-high 6 points vs. Atlanta on June 7 ... Grabbed a career-high 5 rebounds on two occasions ... Handed out a season-high 5 assists at Minnesota on July 25 ...

Collegiate Honors & Notes (Notre Dame) Started the first game of her freshman year and never missed one, starting 149 in all and leading the Irish to a 139-10 record over her career ... Guided Notre Dame to four consecutive outright ACC regular season title and four ACC Tournament championships, joining Duke (2001-04) as the only teams to win both four years in a row ... Helped the Irish to Final Four appearances in 2014 and 2015, the Sweet 16 in 2016 and the Elite Eight in 2017 ... Set Notre Dame records for single-season assists (282 in 2016-17), career assists (841), career starts (149), consecutive career starts (149), single-season minutes played (1,279 in 2016-17) ... Set ACC records for assists in a single ACC Tournament (33), single-season assists (282 in 2016-17) and career assists (841) ... Set what is believed to be an NCAA record for consecutive games started (149).

Personal Nickname is “L.A.” ... Attended Notre Dame's Mendoza College of Business as a management-consulting major ... Graduated with 4.04 cumulative GPA from St. John's College High School, where she led the girls' basketball team to a 110-16 record ...



Milestones				Upcoming Milestones		
Mark	Opponent	Date	Gm. #	Mark	Category	Current
1st Pt	Phoenix	June 4, 2017	2	200	Points	153
				100	Rebounds	82
				200	Assists	145

		Reb	Asts	Double Doubles		Scoring		
Year		10+	10+	Pt/Reb	Pt/Ast	Year	10+	20+
2017		0	0	0	0	2017	0	0
2018		0	0	0	0	2018	0	0
2020		0	0	0	0	2020	2	0
Totals		0	0	0	0	Totals	2	0

Season Highs				Career Highs			
Points	11	Atlanta	July 29, 2020	Points	11	Atlanta	July 29, 2020
Rebs	4	Dallas	August 2, 2020		11	Dallas	August 2, 2020
Assists	7	Chicago	July 26, 2020	Rebs	(3x) 5	@ last, Conn.	May 20, 2018
Steals	1	Atlanta	July 29, 2020	Assists	8	@ Chicago	June 3, 2018
Blocks	0			Steals	4	Atlanta	June 8, 2018
Mins	25	Dallas	August 2, 2020	Blocks	2	@ Connecticut	Aug. 18, 2017
				Mins	34	@ Washington	May 22, 2018

Career Regular Season Statistics																											
Year	Tm	G	GS	MP	FG	FGA	FG%	3P	3PA	3P%	2P	2PA	2P%	FT	FTA	FT%	OR	DR	REB	RPG	A	S	B	TO	PF	PTS	PPG
2017	NY	28	0	376	23	62	.371	0	13	.000	23	49	.469	7	10	.700	10	32	42	1.5	62	16	1	19	24	53	1.9
2018	LVA	24	6	358	28	73	.384	1	16	.063	27	57	.474	17	24	.708	3	27	30	1.3	69	15	0	21	17	74	3.1
2020	LVA	5	5	92	11	24	.458	2	4	.500	9	20	.450	2	3	.667	2	8	10	2.0	14	1	0	8	9	26	5.2
Career		57	11	826	62	159	.390	3	33	.091	59	126	.468	26	37	.703	15	67	82	1.4	145	32	1	48	50	153	2.7

Career Playoff Statistics																											
Year	Tm	G	GS	MP	FG	FGA	FG%	3P	3PA	3P%	2P	2PA	2P%	FT	FTA	FT%	OR	DR	REB	RPG	A	S	B	TO	PF	PTS	PPG
2017	NY	1	0	5	0	0	----	0	0	----	0	0	----	0	0	----	0	1	1	1.0	3	0	0	0	0	0	0.0
Career		1	0	5	0	0	----	0	0	----	0	0	----	0	0	----	0	1	1	1.0	3	0	0	0	0	0	0.0



Cierra Burdick

Forward 6-2 Tennessee '15

4th Year

11

2020 (Las Vegas) Signed with Aces on July 31 ... Quarantined at IMG Academy through August 2 ...

2017 (New York/San Antonio) Waived by New York on June 22 ... Signed two 7-day contracts with San Antonio ...

2016 (Atlanta) ...

2015 (Atlanta) ...

Personal Was one of five finalists for the Naismith National High School Player of the Year award in 2011... Burdick's great grandfather played for the Chicago Bears ... Had open-heart surgery when she was two years old ... Gatorade North Carolina Girls Basketball Player of the Year (2010 and 2011) ... Majored in communication studies and would like to pursue a career in broadcast journalism....

Milestones

Mark	Opponent	Date	Gm. #
1st Pt	Chicago	June 19, 2015	1

Upcoming Milestones

Mark	Category	Current
100	Points	82
100	Rebounds	51

Year	Reb 10+	Asts 10+	Double Doubles Pt/Reb	Double Doubles Pt/Ast	Scoring Year	10+	20+
2015	0	0	0	0	2015	2	0
2016	0	0	0	0	2016	0	0
2017	0	0	0	0	2017	1	0
2020	0	0	0	0	2020	0	0
Totals	0	0	0	0	Totals	3	0

Season Highs

Points	0
Rebs	0
Assists	0
Steals	0
Blocks	0
Mins	1 @ Washington August 5, 2020

Career Highs

Points	12	New York	July 12, 2015
Rebs	8 @	Phoenix	July 14, 2015
Assists	6 @	Phoenix	July 14, 2015
Steals	2	New York	June 21, 2015
	2 @	Phoenix	July 14, 2015
Blocks	2 @	Seattle	July 18, 2015
Mins	34 @	Phoenix	July 14, 2015

Career Regular Season Statistics

Year	Tm	G	GS	MP	FG	FGA	FG%	3P	3PA	3P%	2P	2PA	2P%	FT	FTA	FT%	OR	DR	REB	RPG	A	S	B	TO	PF	PTS	PPG
2015	ATL	11	4	208	17	40	.425	0	1	.000	17	39	.436	14	16	.875	10	25	35	3.2	13	10	6	9	21	48	4.4
2016	ATL	8	0	29	1	8	.125	0	0	----	1	8	.125	1	2	.500	3	1	4	0.5	0	0	0	2	6	3	0.4
2017	TOT	10	0	86	15	22	.682	1	2	.500	14	20	.700	0	0	----	4	8	12	1.2	9	2	1	8	19	31	3.1
2017	NYL	6	0	36	6	11	.545	1	1	1.000	5	10	.500	0	0	----	2	4	6	1.0	4	1	1	4	6	13	2.2
2017	SAS	2	0	50	9	11	.818	0	1	.000	9	10	.900	0	0	----	2	4	6	1.5	5	1	0	4	13	18	4.5
2020	LVA	1	0	1	0	1	.000	0	0	----	0	1	.000	0	0	----	0	0	0	0.0	0	0	0	0	0	0	0.0
Career		31	4	324	33	71	.465	1	3	.333	32	68	.471	15	18	.833	17	34	51	1.8	22	12	7	19	46	82	2.7

Liz Cambage

Center 6-8 Australia

5th Year

#8

2020 (Las Vegas) Sitting out the season due to a medical exemption ...

2019 (Las Vegas) Finished 10th in the W in scoring, seventh in rebounding, sixth in blocks, and 11th in field goal percentage ... Did not play in the first game of the season (Achilles) ... Scored in double-figures on 29 occasions, and 20 or more points 6 times ... Led or tied for the team lead in scoring on 13 occasions, in rebounding 16 times, and in assists 4 times ... Handed out a career-high 7 assists vs. Chicago July 2 ... Tied WNBA record for most points scored in an overtime period (12 points) vs. Indiana on June 29... Named an All-Star for the third time ...

2018 (Dallas) Led the WNBA in scoring, and finished 2nd in rebounding ... Named to her 2nd All-Star Team ... Scored a W record 53 points in a game vs NY ... Runner up in league MVP voting ... Reached double figures in scoring in all 32 games ...

2013 (Tulsa) ...

2011 (Tulsa) Named to the WNBA All-Rookie Team ... Named to the Western Conference All-Star Team ...

Personal Has been active in the Black Lives Matters movement ... Is an outspoken mental health advocate ... Raised more than \$20,000 to help her native Australia battle the bushfires that ravaged her country in 2018-19 ... Appeared in ESPN's Body Issue in 2019, and has often spoken out about body image ...

Milestones

Upcoming Milestones

Mark	Opponent	Date	Gm. #	Mark	Category	Current
1st Pt	@ San Antonio	June 4, 2011	1	2000	Points	1953
1,000th Pt	Minnesota	July 1, 2018	68	900	Rebounds	892
				200	Blocks	182
				100	Steals	72

Year	Reb 10+	Asts 10+	Double Pt/Reb	Doubles Pt/Ast	Scoring Year	10+	20+	30+	40+	50+
2011	3	0	3	0	2011	20	3	0	0	0
2013	4	0	4	0	2013	17	7	0	0	0
2018	15	0	15	0	2018	32	18	6	2	1
2019	11	0	11	0	2019	29	6	0	0	0
Totals	33	0	33	0	Totals	98	34	6	2	1

Season Highs

Career Highs


Points	53	New York	July 17, 2018
Rebs	18	Las Vegas	June 15, 2018
Assists	7	Chicago	July 2, 2019
Steals	(4x) 3	last, Seattle	July 23, 2019
Blocks	6 @	Los Angeles	August 25, 2013
Mins	6 @	Phoenix	August 9, 2013
	41	Phoenix (OT)	August 20, 2019

Career Regular Season Statistics

Year	Tm	G	GS	MP	FG	FGA	FG%	3P	3PA	3P%	2P	2PA	2P%	FT	FTA	FT%	OR	DR	REB	RPG	A	S	B	TO	PF	PTS	PPG
2011 *	TUL	33	11	659	134	262	.511	0	5	.000	134	257	.521	112	141	.794	54	102	156	4.7	17	28	29	79	95	380	11.5
2013	TUL	20	16	499	106	189	.561	0	0	----	106	189	.561	114	147	.776	50	116	166	8.3	22	10	48	62	58	326	16.3
2018 *	DAL	32	32	945	278	472	.589	12	37	.324	276	435	.511	169	229	.738	75	234	309	9.7	73	15	54	89	89	737	23.0
2019 *	LVA	32	30	807	196	389	.504	2	12	.167	194	377	.515	116	155	.748	63	198	261	8.2	68	19	51	72	88	510	15.9
Career		117	89	2910	714	1312	.544	14	54	.259	700	1258	.556	511	672	.760	242	650	892	7.6	180	72	182	302	330	1953	16.7

Career Playoff Statistics

Year	Tm	G	GS	MP	FG	FGA	FG%	3P	3PA	3P%	2P	2PA	2P%	FT	FTA	FT%	OR	DR	REB	RPG	A	S	B	TO	PF	PTS	PPG
2018	DAL	1	1	35	8	16	.500	0	1	.000	8	15	.533	6	9	.750	4	8	12	12.0	6	0	3	3	3	22	22.0
2019	LVA	5	5	153	45	82	.549	1	2	.500	44	80	.550	27	31	.871	17	40	57	11.4	10	6	9	13	13	118	23.6
Career		6	6	188	53	98	.541	1	3	.333	52	95	.547	33	40	.825	21	48	69	11.5	16	6	12	16	16	140	23.3



Dearica Hamby

#5

Forward 6-3

Wake Forest '15

6th Year

2020 (Las Vegas) Scored in double-figures on 6 occasions including 1 game of 20 or more points ... Led or tied for the team lead in assists 1 time, and in rebounding 2 times ... Has 1 double-double on the season ...

2019 (Las Vegas) Led the team in scoring 4 times, in rebounding 12 times, and in assists 1 time ... Scored her 1,000th career point on June 22 against Dallas ... Scored a career-high 27 points on June 22 vs. Dallas ... Handed out a season-high 6 assists vs. Connecticut on August 11 ...

2018 (Las Vegas) Her field goal percentage was the 9th highest in franchise history ...

2017 (San Antonio) Scored a career-high tying 19 points at Seattle on August 18 ... Grabbed a season-high 10 boards 2 times ... Handed out a career-high tying 4 assists vs. Chicago on June 10 ... Grabbed a career-high 5 steals vs. Seattle on August 5 ...

2016 (San Antonio) Scored a season-high 18 points at Dallas on June 23 ... Grabbed a career-high 18 rebounds vs. Seattle on June 14 ...

2015 (San Antonio) Scored a season-high 19 pts at Los Angeles on July 2 ... Grabbed a season-high 14 rebounds vs. Phoenix on June 25 ... Handed out a season-high 3 assists at Indiana on July 10 ... Recorded a season-high 3 steals at Connecticut on August 4 ...

Collegiate Honors & Notes (Wake Forest) When she graduated, ranked 5th in program history with 1,876 career pts, 1st with a .882 career FT%, 6th in career games played (133) and career double-figure scoring games (100), 7th in career minutes played (3,735) and tied for 9th in career games started (114) ... Is one of 5 players in program history to score at least 1,800 points and grab 600 rebounds in her career ... Led the ACC in scoring 22.0 ppg) and rebounding (11.0 rpg) as a senior ...

Personal Was a softball standout in high school ... Gave birth to her first child, daughter Amaya, in 2016 ...

PLAYER PROFILES



Milestones

Upcoming Milestones

Mark	Opponent	Date	Gm. #	Mark	Category	Current
1st Pt	@ Phoenix	June 5, 2015	1	1400	Points	1370
1,000th Pt	Dallas	June 22, 2019	132	900	Rebounds	824
				300	Assists	200
				200	Steals	121

	Reb	Asts	Double Doubles		Scoring			
Year	10+	10+	Pt/Reb	Pt/Ast	Year	10+	20+	30+
2015	1	0	0	0	2015	9	0	0
2016	1	0	1	0	2016	10	0	0
2017	2	0	1	0	2017	11	0	0
2018	0	0	0	0	2018	12	1	0
2019	9	0	9	0	2019	21	3	0
2020	1	0	1	0	2020	6	1	0
Totals	13	0	12	0	Totals	69	5	0

Season Highs

Career Highs

Points	20	Atlanta	July 29, 2020	Points	27	Dallas	June 22, 2019
Rebs	13	@ Washington	August 5, 2020	Rebs	18	Seattle	June 14, 2016
Assists	4	Dallas	August 2, 2020	Assists	6	Connecticut	August 11, 2019
Steals	(4x) 2	@ last, Washington	Aug. 5, 2020	Steals	5	Seattle	August 5, 2017
Blocks	1	Los Angeles	August 7, 2020		5	Phoenix	August 1, 2018
Mins	32	@ Washington	August 5, 2020	Blocks	3	@ Chicago	June 3, 2018
					3	Los Angeles	May 26, 2019
				Mins	39	Atlanta	May 14, 2016

Career Regular Season Statistics

Year	Tm	G	GS	MP	FG	FGA	FG%	3P	3PA	3P%	2P	2PA	2P%	FT	FTA	FT%	OR	DR	REB	RPG	A	S	B	TO	PF	PTS	PPG
2015	SAS	31	16	539	70	198	.354	6	17	.353	64	181	.354	43	67	.642	42	85	127	4.1	22	13	5	41	40	189	6.1
2016	SAS	25	25	633	81	192	.422	2	14	.143	79	178	.444	60	83	.723	36	91	127	5.1	25	13	12	41	58	224	9.0
2017	SAS	34	3	686	100	219	.457	3	8	.375	97	211	.460	62	102	.608	50	94	144	4.2	34	29	9	46	72	265	7.8
2018	LVA	33	0	474	92	175	.526	13	45	.289	79	130	.608	46	62	.742	37	82	119	3.6	41	24	9	37	67	243	7.4
2019	LVA	34	9	842	141	289	.488	17	53	.321	124	236	.525	74	103	.718	76	181	257	7.6	65	33	12	61	71	373	11.0
2020	LVA	6	0	170	30	53	.566	4	9	.444	26	44	.591	12	19	.632	10	40	50	8.3	13	9	1	21	20	76	12.7
Career		163	53	3344	514	1126	.456	45	146	.308	469	980	.479	297	436	.681	251	573	824	5.1	200	121	48	247	328	1370	8.4

Career Playoff Statistics

Year	Tm	G	GS	MP	FG	FGA	FG%	3P	3PA	3P%	2P	2PA	2P%	FT	FTA	FT%	OR	DR	REB	RPG	A	S	B	TO	PF	PTS	PPG
2019	LVA	5	0	142	25	45	.556	6	13	.462	19	32	.594	4	10	.400	6	29	35	7.0	15	4	0	8	12	60	12.0
Career		5	0	142	25	45	.556	6	13	.462	19	32	.594	4	10	.400	6	29	35	7.0	15	4	0	8	12	60	12.0



Kayla McBride

#21

Guard**5-10****Notre Dame '14****7th Year**

2020 (Las Vegas) Led or tied for the team lead in assists 2 times ...

2019 (Las Vegas) Led or tied for the team lead in scoring 7 times and in assists 5 times ... Named an All-Star for the third time in her career ... Scored her 2500th career point vs. Atlanta on August 13...

2018 (Las Vegas) Named an All-Star for the 2nd time in her career ... Missed the preseason and the first 2 games of the regular season (overseas) ... Handed out a career-high 12 assists at Dallas on August 17 ... 8th in the W in ppg, 17th in apg, 12th in 3G% and 3rd in FT% ... Scored a career-high 38 points vs. Dallas on June 27 ...

2017 (San Antonio) Scored a season-high 31 points vs. New York on August 1 ... Grabbed a career-high 11 rebounds at Indiana on September 2 ... Handed out a career-high 8 assists at New York on September 1 ... Picked up a season-high 3 steals 4 times ...

2016 (San Antonio) Missed half the year due to injury ... Scored a season-high 29 points and grabbed a season-high 3 steals at Dallas on May 21 ... Grabbed a season-high 10 boards at Chicago on June 21 ... Had a season-high 5 assists at Connecticut on June 19 ...

2015 (San Antonio) Scored a season-high 29 points at Atlanta on June 11 ... Grabbed a season-high 6 boards vs. Chicago on June 20 ... Handed out a season-high 4 assists 4 times ... Tied her career-high with 5 steals at Phoenix on June 30 ...

2014 (San Antonio) Scored a season-high 30 points two times ... Grabbed a season-high 5 boards vs. Washington on June 24 ... Handed out a season-high 6 assists and picked up a career-high 5 steals at Tulsa on July 17 ...

PLAYER PROFILES



Collegiate Honors & Notes (Notre Dame) At time of graduation, ranked 5th in program history with 1,876 career pts, 1st in VT% (.882), 6th in gms played (133) and double-figure scoring gms (100), 7th in min (3,735) and tied for 9th in starts (114) ... one of 5 ND players to score at least 1,800 points and grab 600 boards in her career ...

Personal Oldest of 4 children ... Younger sister, Karlee, was on the women's basketball team at Indiana University in Bloomington, Indiana ... Would like to open a bakery when she finishes her pro career ... Spent time during the 2019-20

offseason as Notre Dame Women's Basketball's player development program manager ...

Milestones

Upcoming Milestones

Mark	Opponent	Date	Gm. #	Mark	Category	Current
1st Pt	@ Atlanta	May 16, 2014	1	2700	Points	2645
1,000th Pt	@ Connecticut	June 19, 2016	72	700	Rebounds	628
2,000th Pt	Indiana	July 22, 2018	131	500	Assists	423
				200	Steals	191

Year	Reb 10+	Asts 10+	Double Doubles Pt/Reb	Double Doubles Pt/Ast	Scoring Year	10+	20+	30+
2014	0	0	0	0	2014	20	6	2
2015	0	0	0	0	2015	20	5	0
2016	1	0	1	0	2016	15	6	0
2017	1	0	1	0	2017	25	7	1
2018	0	1	0	1	2018	28	9	1
2019	0	0	0	0	2019	25	7	0
2020	0	0	0	0	2020	4	0	0
Totals	2	1	2	1	Totals	137	40	4

Season Highs

Career Highs

Points	16	@ Phoenix	July 31, 2020	Points	38	Dallas	June 27, 2018
Rebs	3	Los Angeles	August 7, 2020	Rebs	11	@ Indiana	Sept. 2, 2017
Assists	4	@ Phoenix	July 31, 2020	Assists	12	@ Dallas	August 17, 2018
Steals	2	Atlanta	July 29, 2020	Steals	5	@ Phoenix	June 30, 2015
	2	Los Angeles	August 7, 2020		5	@ Tulsa	July 17, 2014
Blocks	0			Blocks	2	@ Indiana	July 10, 2019
Mins	32	Dallas	August 2, 2020		2	@ Atlanta	May 31, 2017
				Mins	41	@ Dallas	June 23, 2016

Career Regular Season Statistics

Year	Tm	G	GS	MP	FG	FGA	FG%	3P	3PA	3P%	2P	2PA	2P%	FT	FTA	FT%	OR	DR	REB	RPG	A	S	B	TO	PF	PTS	PPG
2014	SAS	34	34	884	154	379	.406	57	144	.396	97	235	.413	77	91	.846	22	57	79	2.3	58	33	4	42	39	442	13.0
2015 *	SAS	27	25	756	131	343	.382	53	142	.373	78	201	.388	58	66	.879	5	79	84	3.1	44	29	3	45	33	373	13.8
2016	SAS	17	17	523	102	278	.367	29	95	.305	73	183	.399	58	68	.853	13	55	68	4.0	33	18	2	34	22	291	17.1
2017	SAS	30	29	995	144	378	.381	49	158	.310	95	220	.432	124	134	.925	14	110	124	4.1	77	34	5	58	41	461	15.4
2018 *	LVA	31	31	1000	197	439	.449	48	122	.393	149	317	.470	121	132	.917	25	96	121	3.9	109	33	4	63	33	563	18.2
2019 *	LVA	34	34	990	152	358	.425	62	145	.428	90	213	.423	87	96	.906	22	119	141	4.1	88	41	3	59	46	453	13.3
2000	LVA	6	6	150	17	45	.378	8	18	.444	9	27	.333	20	21	.952	0	11	11	1.8	13	5	0	7	8	62	10.3
Career		179	176	5298	897	2220	.404	306	824	.371	591	1396	.423	545	608	.896	101	527	628	3.5	422	193	21	308	222	2645	14.8

Career Playoff Statistics

Year	Tm	G	GS	MP	FG	FGA	FG%	3P	3PA	3P%	2P	2PA	2P%	FT	FTA	FT%	OR	DR	REB	RPG	A	S	B	TO	PF	PTS	PPG
2014	SAS	2	2	61	16	27	.593	6	10	.600	10	17	.588	7	7	1.000	1	4	5	2.5	1	2	0	7	4	45	22.5
2019	LVA	5	5	163	21	47	.447	9	21	.429	12	26	.462	19	20	.950	2	14	16	3.2	15	2	0	11	7	70	14.0
Career		7	7	224	37	74	.500	15	31	.484	22	43	.512	26	27	.963	3	18	21	3.0	16	4	0	18	11	115	16.4



Angel McCoughtry

#35

Guard/Forward

6-1

Louisville '09

11th Year

2020 (Las Vegas) Has led or tied for the team lead in scoring on 2 occasions, and in assists 1 time ...

2019 (Atlanta) Played just 1 minute in the final game of the season after rehabbing from an injury all summer ...

2018 (Atlanta) Named to the WNBA All-Star Team ...

2017 (Atlanta) Sat out the season to rest ...

2016 (Atlanta) Named to the All-WNBA Second Team ... Named to the WNBA All-Defensive First Team ... Led the WNBA in made free throws, and finished fourth in scoring ...

2015 (Atlanta) Named to the All-WNBA First Team ... Named to the WNBA All-Star Team ... Named to the WNBA All-Defensive First Team ... Led the WNBA in steals, and finished 4th in scoring ...

2014 (Atlanta) Named to the All-WNBA Second Team ... Named to the WNBA All-Star Team ... Named to the WNBA All-Defensive First Team ... Led the WNBA in steals and finished fourth in scoring ...

2013 (Atlanta) Named to the All-WNBA Second Team ... Named to the WNBA All-Star Team ... Named to the WNBA All-Defensive First Team ... Led WNBA in scoring ... Led the WNBA in scoring, made free throws and steals ...

2012 (Atlanta) Finished 1st in the WNBA in scoring ...

2011 (Atlanta) Named to the All-WNBA First Team ... Named to the WNBA All-Star Team ... Named to the WNBA All-Defensive First Team ... Set WNBA Finals scoring record with 38 points ... Led the WNBA in made free throws ... Finished second in the league in scoring ...

2010 (Atlanta) Named to the All-WNBA Second Team ... Named to the WNBA All-Star Team ... Named to the WNBA All-Defensive First Team ... Set WNBA playoff scoring record with 42 points ... Finished third in the league in scoring ...

2009 (Atlanta) Named Rookie of the Year ... Named to the WNBA All-Defensive Second Team ...

Collegiate Honors & Notes (Louisville) First female athlete in University of Louisville history to have her jersey retired (2010) ... Finished as the school's all-time leading scorer and rebounder ... During her career at Louisville, attendance more than quadrupled (1,774 to 7,111) ... Team appeared in the NCAA Championship Game during her senior year falling to UConn, 76-54 ... Scored 23 points in the NCAA title game ... Led the NCAA in steals per game as a senior ... Named an All-American as a sophomore, junior and senior ... Named Big East Player of the Year as a sophomore ...

Personal Grew up in Baltimore, MD and attended Saint Francis High School ... Parents are Roi and Sharon McCoughtry ... Father was a forward for Coppin State in the 1970s ... Started the Angel McCoughtry Dream Foundation in 2010 to help inspire youth to achieve their dreams ... Has a passion for music and has recorded several songs ... Opened an ice cream store in Atlanta ...

WNBA Career Scoring Leaders

1.	Diana Taurasi	8,693
2.	Tina Thompson	7,488
3.	Tamika Catchings	7,380
4.	Cappie Pondexter	6,811
5.	Candice Dupree	6,545
6.	Katie Smith	6,452
7.	Lisa Leslie	6,263
8.	Sue Bird	6,186
9.	Lauren Jackson	6,007
10.	Tina Charles	5,982
11.	Seimone Augustus	5,927
12.	Becky Hammon	5,841
13.	DeLisha Milton-Jones	5,571
14.	Angel McCoughtry	5,564
15.	Katie Douglas	5,563

PLAYER PROFILES



Milestones

Upcoming Milestones

Mark	Opponent	Date	Gm. #	Mark	Category	Current
1st Pt	Indiana	June 6, 2009	1	5600	Points	5564
1,000th Pt	Indiana	Aug, 1, 2010	61	1500	Rebounds	1476
2,000th Pt	San Antonio	June 8, 2012	108	900	Assists	876
3,000th Pt	@ New York	Sept 6, 2013	154	700	Steals	604
4,000th Pt	@ Chicago	July 21, 2015	206	200	Blocks	187
5,000th Pt	@ Dallas	May 20, 2018	257			
1,000th Reb	@ Chicago	July 21, 2015	206			

	Reb	Asts	Double Doubles		Scoring				
Year	10+	10+	Pt/Reb	Pt/Ast	Year	10+	20+	30+	40+
2009	1	1	1	1	2009	23	6	1	0
2010	4	0	4	0	2010	34	20	5	0
2011	2	0	2	0	2011	31	18	6	0
2012	1	0	1	0	2012	23	18	3	0
2013	1	1	1	1	2013	32	19	6	0
2014	2	0	2	0	2014	29	14	2	0
2015	2	0	2	0	2015	33	17	5	0
2016	3	0	3	0	2016	29	18	3	0
2017	0	0	0	0	2017	0	0	0	0
2018	3	0	3	0	2018	26	9	1	0
2019	0	0	0	0	2019	0	0	0	0
2020	0	0	0	0	2020	5	2	0	0
Totals	19	2	19	2	Totals	265	141	32	0

Season Highs

Career Highs

Points	25	Chicago	July 26, 2020	Points	39	@ New York	June 19, 2018
Rebs	8	Chicago	July 26, 2020	Rebs	14	@ New York	June 19, 2018
Assists	5	Los Angeles	August 7, 2020		14	@ New York	June 5, 2012
Steals	3	Los Angeles	August 7, 2020	Assists	10	New York	June 7, 2013
Blocks	1	Atlanta	July 29, 2020		10	@ Sacramento	Sept. 4, 2009
	1	@ Phoenix	July 31, 2020	Steals	(3x) 7	last, Indiana	June 25, 2013
Mins	27	Los Angeles	August 7, 2020	Blocks	4	Chicago	June 16, 2013
				Mins	43	@ Minnesota	July 22, 2014
					43	Chicago	June 2, 2012

Career Regular Season Statistics

Year	Tm	G	GS	MP	FG	FGA	FG%	3P	3PA	3P%	2P	2PA	2P%	FT	FTA	FT%	OR	DR	REB	RPG	A	S	B	TO	PF	PTS	PPG
2009	ATL	34	10	735	160	336	.476	15	51	.294	145	285	.509	100	135	.741	35	70	105	3.1	71	74	12	72	92	435	12.8
2010	ATL	34	34	1044	246	603	.408	33	126	.262	213	477	.447	191	238	.803	63	104	167	4.9	105	66	21	108	107	716	21.1
2011	* ATL	33	30	921	235	554	.424	19	72	.264	216	482	.448	223	287	.777	53	120	173	5.2	84	72	32	104	99	712	21.6
2012	ATL	24	17	718	177	396	.447	28	83	.337	149	313	.476	132	165	.800	50	69	119	5.0	69	60	27	95	56	514	21.4
2013	* ATL	33	32	1036	246	596	.413	23	113	.204	223	483	.462	196	238	.824	58	118	176	5.3	146	89	24	134	90	711	21.5
2014	* ATL	31	29	972	206	491	.420	31	105	.295	175	386	.453	131	162	.809	53	109	162	5.2	113	74	12	116	93	574	18.5
2015	* ATL	34	26	1021	235	569	.413	37	102	.363	198	467	.424	178	221	.805	64	116	180	5.3	94	72	18	107	115	685	20.1
2016	ATL	33	32	989	223	514	.434	26	86	.302	197	428	.460	171	217	.788	37	150	187	5.7	92	52	23	96	79	643	19.5
2018	* ATL	29	28	799	170	405	.420	21	76	.276	149	329	.453	117	140	.836	46	128	174	6.0	86	38	16	76	74	478	16.5
2019	ATL	1	1	0	0	0	----	0	0	----	0	0	----	0	0	----	0	0	0	0.0	0	0	0	0	0	0	0.0
2020	LVA	6	6	132	35	65	.538	5	10	.500	30	55	.545	21	23	.913	5	28	33	5.5	16	7	2	11	15	96	16.0
Career		292	245	8367	1933	4529	.427	238	824	.289	1695	3705	.457	1460	1826	.800	464	1012	1476	5.1	876	604	187	919	820	5564	19.1

Career Playoff Statistics

Year	Tm	G	GS	MP	FG	FGA	FG%	3P	3PA	3P%	2P	2PA	2P%	FT	FTA	FT%	OR	DR	REB	RPG	A	S	B	TO	PF	PTS	PPG
2009	ATL	2	2	58	15	31	.484	4	7	.571	11	24	.458	4	6	.667	1	10	11	5.5	6	2	0	12	7	38	19.0
2010	ATL	7	7	216	61	132	.462	10	22	.455	51	110	.464	55	69	.797	14	24	38	5.4	16	14	4	22	31	187	26.7
2011	ATL	8	8	233	60	142	.423	6	20	.300	54	122	.443	59	79	.747	13	29	44	5.5	12	24	7	22	30	185	23.1
2012	ATL	3	3	100	21	51	.412	3	12	.250	18	39	.462	9	11	.818	8	9	17	5.7	10	7	4	6	8	54	18.0
2013	ATL	8	8	247	48	153	.314	8	32	.250	40	121	.331	39	47	.830	15	14	29	3.4	30	16	8	28	32	143	17.9
2014	ATL	3	3	105	26	60	.433	4	9	.444	22	51	.431	24	26	.923	8	10	18	6.0	10	8	1	4	11	80	26.7
2016	ATL	2	2	70	23	42	.548	7	10	.700	16	32	.500	11	15	.733	4	5	9	4.5	16	1	0	7	7	64	32.0
Career		33	33	1,029	254	611	.416	42	112	.375	212	499	.425	201	253	.794	63	103	166	5.0	100	72	24	101	126	751	22.8



Kelsey Plum

#10

Guard**5-8****Washington '17****4th Year**

2020 (Las Vegas) Will miss the season due to surgery on her injured left Achilles tendon, which she hurt in early June ...

2019 (Las Vegas) Scored 10 or more points on 17 occasions, and 20 or more points 2 times ... Led the team in scoring on 2 occasions, and in assists 8 times ...

2018 (Las Vegas) Recorded her first career double-double with 20 points and a career-high 13 assists at Atlanta on 8/7 ... Finished 13th in the league in assists and 4th in three-point field goal percentage ... Has 11 assists and 0 turnovers in her last 2 games ...

2017 (San Antonio) Scored a career-high 23 points vs. Seattle on August 5 ... Grabbed a career-high 6 rebounds at Indiana on July 12 ... Handed out a career-high 12 assists vs. Washington on August 4 ... Recorded a career-high 3 steals vs. Connecticut on June 3 ...

Collegiate Honors & Notes (Washington) Broke all-time NCAA scoring record with 3,527 points ... Broke single-season NCAA scoring record with 1,109 points ... Broke 33-year-old NCAA career free throw record with 912 ... Named AP Player of the Year ... named espnW Player of the Year ... earned Pac-12 Player of the Year ... Named WBCA All-American ... unanimous first team All-American by AP ... Unanimous first team All-American by espnW ... Won the Dawn Staley, Ann Meyers Drysdale, Nancy Lieberman awards, Naismith and Wade Trophy ...

Personal Majored in Anthropology ... Enjoys sand volleyball and hanging out with her family ... Has three siblings, her brother Daniel, sister Kaitlyn who played volleyball at UC Davis, and her sister Lauren who played volleyball at Oregon ... Mother Katie played volleyball at UC Davis and her father Jim played football and baseball at San Diego State ...



Milestones				Upcoming Milestones		
Mark	Opponent	Date	Gm. #	Mark	Category	Current
1st Pt	Dallas	May 25, 2017	1	900	Points	852
				300	Rebounds	228
				400	Assists	332

Year	Reb	Asts	Double Doubles		Scoring			
	10+	10+	Pt/Reb	Pt/Ast	Year	10+	20+	30+
2017	0	1	0	0	2017	13	1	0
2018	0	2	0	1	2018	14	4	0
2019	0	0	0	0	2019	17	2	0
Totals	0	3	0	1	Totals	44	7	0

Season Highs				Career Highs			
Points	6	Chicago	July 26, 2020	Points	23	Seattle	August 5, 2017
Rebs		Chicago	July 26, 2020	Rebs	9	Los Angeles	June 29, 2018
Assists		Chicago	July 26, 2020	Assists	13 @	Atlanta	August 7, 2018
Steals		Chicago	July 26, 2020	Steals	4 @	Phoenix	July 19, 2018
Blocks		Chicago	July 26, 2020	Blocks (10x) 1 @		Seattle	July 19, 2019
Mins		Chicago	July 26, 2020	Mins	40	Seattle	August 5, 2017

Career Regular Season Statistics

Year	Tm	G	GS	MP	FG	FGA	FG%	3P	3PA	3P%	2P	2PA	2P%	FT	FTA	FT%	OR	DR	REB	RPG	A	S	B	TO	PF	PTS	PPG
2017	SAS	31	23	711	85	246	.346	35	96	.365	50	150	.333	60	69	.870	12	47	59	1.9	106	16	4	79	57	265	8.5
2018	LVA	31	27	790	106	227	.467	47	107	.439	59	120	.492	35	40	.875	14	60	74	2.4	124	25	5	37	64	294	9.5
2019	LVA	34	30	868	107	293	.365	45	125	.360	62	168	.369	34	39	.872	15	82	97	2.9	102	27	4	53	76	293	8.6
Career		96	80	2369	298	766	.389	127	328	.387	171	438	.390	129	148	.872	41	189	230	2.4	332	68	13	169	197	852	8.9

Career Playoff Statistics

Year	Tm	G	GS	MP	FG	FGA	FG%	3P	3PA	3P%	2P	2PA	2P%	FT	FTA	FT%	OR	DR	REB	RPG	A	S	B	TO	PF	PTS	PPG
2019	LVA	5	3	175	30	61	.492	9	17	.529	21	44	.477	7	7	1.000	2	22	24	4.8	39	1	0	15	19	76	15.2
Career		5	3	175	30	61	.492	9	17	.529	21	44	.477	7	7	1.000	2	22	24	4.8	39	1	0	15	19	76	15.2



Danielle Robinson

#3

Guard

5-9

Oklahoma '11

9th Year

2020 (Las Vegas) Made her first start as a member of the aces at Phoenix on July 31 ... Led or tied for the lead in scoring and assists on 1 occasion ...

2019 (Minnesota) Ranked 2nd on the team in assists per game ...

2018 (Minnesota) Made her first three-pointer, snapping her streak of consecutive misses to start her career at 39 ...

2017 (Phoenix) Ranked 2nd on the team in assists per game ...

2016 (San Antonio) Missed the season with an Achilles injury ...

2015 (San Antonio) Named to the Western Conference All-Star Team ... Ranked 4th in the league in assists per game ... Had her streak of 137 consecutive games with at least 1 assist snapped (6th longest streak in WNBA history at the time ...

2014 (San Antonio) Named to the Western Conference All-Star Team ... Named to the All-WNBA Second Team ... Named to the WNBA All-Defensive Team ... Ranked 4th in the league in assists per game, 8th in steals per game, and 5th in minutes per game ...

2013 (San Antonio) Named to the Western Conference All-Star Team ... Named to the WNBA All-Defensive Team ... Ranked 1st in the league in assists per game, and 5th in minutes per game ...

2012 (San Antonio) Named to the WNBA All-Defensive Team ... Ranked 10th in the league in assists per game, and third in field goal percentage ...

2011 (San Antonio) Named to the WNBA All-Rookie Team ... Ranked 10th in the league in assists per game ... Led all rookies in assists per game (3.9) and free throw percentage while ranking third in minutes per game (23.1) and field goal percentage (46.0) and fourth in scoring average ...

Collegiate Honors & Notes (Oklahoma) Finished her collegiate career with 2,138 points, 726 assists and 309 steals, joining Nancy Lieberman and Dawn Staley, as the only women's college basketball players in history at the time to cross the 2,000-point, 700-assist and 300-steal benchmarks in a career ... Earned AP All-America Second Team honors and Capital One Academic All-America Second Team recognition as a senior ... Three-time All-Big 12 First Team honoree ... Four-time All-Defensive Team honoree ... Named Big 12 Freshman of the Year ...

Personal Parents are Albert and Denise Robinson ... Has one brother, Jonathan ... Mother played basketball at Hampton University in Virginia ... Brother also played basketball at Hampton University ... Graduated with a degree in sociology ...

WNBA Career Assist Leaders

1.	Sue Bird	2841
2.	Ticha Penicheiro	2599
3.	Lindsay Whalen	2348
4.	Diana Taurasi	1908
5.	Courtney Vandersloot	1747
6.	Becky Hammon	1708
7.	Cappie Pondexter	1578
8.	Tamika Catchings	1488
9.	Shannon Johnson	1424
10.	Tanisha Wright	1423
11.	Temeka Johnson	1382
12.	Teresa Weatherspoon	1338
13.	Dawn Staley	1337
14.	Katie Smith	1258
15.	Candace Parker	1247
16.	Vickie Johnson	1205
17.	Kristi Toliver	1204
18.	Renee Montgomery	1140
19.	Swin Cash	1133
	Jasmine Thomas	1133
21.	Briann January	1122
22.	Danielle Robinson	1107
23.	Lindsey Harding	1090
24.	Katie Douglas	1075
25.	Alana Beard	1061

PLAYER PROFILES



Milestones

Mark	Opponent	Date	Gm. #
1st Pt	Tulsa	June 4, 2011	1
1,000th Pt	Phoenix	June 7, 2014	102
2,000th Pt	@ Las Vegas	Aug. 9, 2018	216
1,000th Ast	New York	June 16, 2016	226

Upcoming Milestones

Mark	Category	Current
2500	Points	2391
800	Rebounds	704
1200	Assists	1107
300	Steals	294

	Reb	Asts	Double Doubles		Scoring			
Year	10+	10+	Pt/Reb	Pt/Ast	Year	10+	20+	30+
2011	0	0	0	0	2011	14	1	1
2012	0	1	0	0	2012	18	2	0
2013	0	2	0	1	2013	16	2	0
2014	0	1	0	0	2014	26	4	0
2015	0	2	0	2	2015	13	1	0
2017	0	0	0	0	2017	11	0	0
2018	0	1	0	1	2018	6	0	0
2019	1	1	1	1	2019	18	1	0
2020	0	0	0	0	2020	1	1	0
Totals	1	8	1	5	Totals	123	12	1

Season Highs

Points	20	@ Washington	August 5, 2020
Rebs	3	Chicago	July 26, 2020
	3	Dallas	August 2, 2020
Assists	3	@ Washington	August 5, 2020
Steals	3	Chicago	July 26, 2020
	3	Los Angeles	August 7, 2020
Blocks	0		
Mins	28	@ Phoenix	July 31, 2020

Career Highs

Points	36	@ Tulsa	Sept. 11, 2011
Rebs	10	@ Chicago	July 10, 2019
Assists	13	@ Los Angeles	July 2, 2015
Steals	(4x) 5	last Washington	June 24, 2014
Blocks	2	@ New York	June 12, 2019
	2	@ Phoenix	July 13, 2014
Mins	43	Phoenix	June 7, 2014

Career Regular Season Statistics

Year	Tm	G	GS	MP	FG	FGA	FG%	3P	3PA	3P%	2P	2PA	2P%	FT	FTA	FT%	OR	DR	REB	RPG	A	S	B	TO	PF	PTS	PPG
2011	SAS	34	9	786	98	213	.460	0	1	.000	98	212	.462	84	93	.903	24	55	79	2.3	132	28	4	60	76	280	8.2
2012	SAS	34	34	984	146	270	.541	0	7	.000	146	263	.555	43	55	.782	19	66	85	2.5	146	46	4	54	76	335	9.9
2013	* SAS	25	25	812	115	259	.444	0	6	.000	115	253	.455	51	64	.797	19	59	78	3.1	168	34	4	64	49	281	11.2
2014	* SAS	33	33	1091	165	361	.457	0	7	.000	165	354	.466	96	102	.941	22	93	115	3.5	174	55	5	79	96	426	12.9
2015	* SAS	30	30	902	105	269	.390	0	5	.000	105	264	.398	65	72	.903	14	60	74	2.5	149	22	2	78	36	275	9.2
2017	PHO	32	29	752	83	192	.432	0	7	.000	83	185	.449	55	65	.846	14	79	93	2.9	110	35	5	61	64	221	6.9
2018	MIN	28	2	521	69	155	.445	3	19	.158	66	136	.485	41	48	.854	8	42	50	1.8	92	26	1	49	38	182	6.5
2019	MIN	34	25	919	138	316	.437	9	41	.220	129	275	.469	58	66	.879	22	96	118	3.5	125	42	7	70	61	343	10.1
2020	LVA	6	1	120	19	40	.475	0	3	.000	19	37	.514	10	12	.833	1	11	12	2.0	11	6	0	7	7	48	8.0
Career		256	188	6887	938	2075	.452	12	96	.125	926	1979	.468	503	577	.872	143	561	704	2.8	1107	294	32	522	503	2391	9.3

Career Playoff Statistics

Year	Tm	G	GS	MP	FG	FGA	FG%	3P	3PA	3P%	2P	2PA	2P%	FT	FTA	FT%	OR	DR	REB	RPG	A	S	B	TO	PF	PTS	PPG
2011	SAS	3	3	90	7	27	.259	0	1	.000	7	26	.269	2	2	1.000	2	7	9	3.0	7	5	0	6	9	16	5.3
2012	SAS	2	2	65	9	20	.450	0	1	.000	9	19	.474	6	6	1.000	1	7	8	4.0	9	1	0	3	5	24	12.0
2014	SAS	2	2	61	8	22	.364	0	1	.000	8	21	.381	3	4	.750	1	6	7	3.5	12	1	1	7	8	19	9.5
2017	PHO	5	0	53	6	14	.429	0	0	----	6	14	.429	2	2	1.000	1	3	4	0.8	5	1	0	3	14	14	2.8
2019	MIN	1	1	19	0	3	.000	0	1	.000	0	2	.000	0	0	----	2	2	4	4.0	3	0	0	2	2	0	0.0
Career		13	8	288	30	86	.349	0	4	.000	30	82	.366	13	14	.929	7	25	32	2.5	36	8	1	21	38	73	5.6



Sugar Rodgers

#14

Guard

5-9

Georgetown '13

8th Year

2020 (Las Vegas) Her 16 points at Phoenix on July 31 were the most she has scored as a member of the Aces ... Has led or tied for the team lead in assists on 1 occasion ... Missed training camp due to COVID-19 ...

2019 (Las Vegas) Played her 200th career game on June 20th against Washington ...

2018 (New York) Led team in made threes ...

2017 (New York) Named WNBA's Sixth Woman of the Year ... Named to the Eastern Conference All-Star Team ...

2016 (New York) Finished third in league Most Improved Player voting ... Ranked 14th in the WNBA in scoring average, second in made three pointers, and fifth in three-point field goal percentage ... Set Liberty record for made three-pointers in a season with 86, breaking Shameka Christon's record of 78 from the 2011 season ... Finished second on the team in scoring and steals ...

2015 (New York) Finished third on the team in scoring and first in made threes ...

2014 (New York) Finished second on the team in made three-pointers ...

2013 (Minnesota) Won WNBA Championship ...

Collegiate Honors & Notes (Georgetown) Finished career as the school's all-time leader in scoring, made three-pointers, and steals ... Ranked fifth in career free throw percentage, eighth in rebounds, and tied for eighth in assists at the time of her graduation ... Has the top four single-season made three-pointer totals in program history ... Started a program record 104 consecutive games ... Four-time AP All-American ...

Personal Full name is Ta'Shauna Rodgers, but goes exclusively by "Sugar" ... Born in Suffolk, Virginia ... Is a proficient golfer ...

PLAYER PROFILES



Milestones

Upcoming Milestones

Mark	Opponent	Date	Gm. #	Mark	Category	Current
1st Pt	Connecticut	June 1, 2013	1	1700	Points	1678
1,000th Pt	Washington	Sept. 13, 2016	128	600	Rebounds	584
				400	Assists	372
				200	Steals	163

Year	Reb 10+	Asts 10+	Double Pt/Reb	Doubles Pt/Ast	Scoring Year	10+	20+	30+
2013	0	0	0	0	2013	1	0	0
2014	0	0	0	0	2014	8	1	0
2015	0	0	0	0	2015	12	2	0
2016	0	0	0	0	2016	26	7	1
2017	0	0	0	0	2017	17	3	0
2018	1	0	1	0	2018	8	0	0
2019	0	0	0	0	2019	1	0	0
2020	0	0	0	0	2020	1	0	0
Totals	1	0	1	0	Totals	74	13	1

Season Highs

Career Highs

Points	16	@	Phoenix	July 31, 2020	Points	30	@	Minnesota	June 29, 2016
Rebs	3		Atlanta	July 29, 2020	Rebs	10	@	Las Vegas	August 15, 2018
Assists	4	@	Phoenix	July 31, 2020	Assists	7		Seattle	July 6, 2016
Steals	1		Atlanta	July 29, 2020	Steals	(5x) 4		last, Seattle	June 11, 2017
	1	@	Phoenix	July 31, 2020	Blocks	3		Seattle	June 11, 2017
Blocks	0				Mins	45	@	Dallas	June 16, 2017
Mins	25	@	Phoenix	July 31, 2020					

Career Regular Season Statistics

Year	Tm	G	GS	MP	FG	FGA	FG%	3P	3PA	3P%	2P	2PA	2P%	FT	FTA	FT%	OR	DR	REB	RPG	A	S	B	TO	PF	PTS	PPG
2013	MIN	28	0	212	19	60	.317	10	32	.313	9	28	.321	4	7	.571	11	29	40	1.4	14	15	9	12	32	52	1.9
2014	NY	34	0	564	72	204	.353	24	83	.289	48	121	.397	36	49	.735	14	56	70	2.1	44	23	10	33	52	204	6.0
2015	NY	33	5	618	84	247	.340	41	128	.320	43	119	.361	59	67	.881	23	50	73	2.2	48	24	7	33	70	268	8.1
2016	NY	33	33	1008	156	385	.405	86	208	.413	70	177	.395	80	95	.842	14	107	121	3.7	79	35	15	59	87	478	14.5
2017 * NY	33	15	844	120	354	.339	63	184	.342	57	170	.335	44	54	.815	23	103	126	3.8	77	30	17	53	76	347	10.5	
2018	NY	31	13	608	67	185	.362	43	133	.323	24	52	.462	19	23	.826	19	81	100	3.2	61	21	3	36	66	196	6.3
2019	LVA	33	0	382	40	111	.360	30	84	.357	10	27	.370	3	5	.600	4	44	48	1.5	39	13	12	27	37	113	3.4
2020	LVA	6	1	72	7	20	.350	4	14	.286	3	6	.500	2	2	1.000	1	5	6	1.0	10	2	0	8	5	20	3.3
Career		231	67	4308	565	1566	.361	301	866	.348	264	700	.377	247	302	.818	109	475	584	2.5	372	163	73	261	425	1678	7.3

Career Playoff Statistics

Year	Tm	G	GS	MP	FG	FGA	FG%	3P	3PA	3P%	2P	2PA	2P%	FT	FTA	FT%	OR	DR	REB	RPG	A	S	B	TO	PF	PTS	PPG
2013	MIN	5	0	11	1	4	.250	0	1	.000	1	3	.333	1	2	.500	1	0	1	0.2	0	0	0	0	3	3	0.6
2015	NY	6	0	102	16	43	.372	7	16	.438	9	27	.333	14	16	.875	5	5	10	1.7	15	6	2	9	10	53	8.8
2016	NY	1	1	24	4	9	.444	1	4	.250	3	5	.600	2	3	.667	0	2	2	2.0	3	0	0	0	2	11	11.0
2017	NY	1	0	18	3	8	.375	2	6	.333	1	2	.500	0	0	----	0	3	3	3.0	3	1	0	2	2	8	8.0
2019	LVA	5	0	27	1	7	.143	1	6	.167	0	1	.000	0	0	----	1	4	5	1.0	1	1	0	3	2	3	0.6
Career		18	1	182	25	71	.352	11	33	.333	14	38	.368	17	21	.810	7	14	21	1.2	22	8	2	14	19	78	4.3



Carolyn Swords

#4

Center

6-6

Boston College '11

9th Year

2020 (Las Vegas) Has led or tied for the team lead in assists on 1 occasion ...

2019 (Las Vegas) Blocked the 100th shot of her career vs. Los Angeles on May 26 ... Recorded her 3rd career double-double at Dallas on August 3 ... Scored in double figures on 2 occasions ... Led or tied for the team lead in rebounding 1 time ... Played a career-high 34 minutes at Dallas on August 3 ...

2018 (Las Vegas) Recorded the first two double-doubles of her career ... Averaged a career-high 4.7 rebs ...

2017 (Seattle) Scored a season-high 10 points at Washington on September 1 ... Grabbed a season-high 5 rebounds vs. Connecticut on July 12 ...

2016 (New York) Won July WNBA Cares Community Assist Award ... Ranked 26th in the W in blocks and 28th in rebounding .. Finished 2nd on the team in FG% ... Scored a season-high 15 pts at Chicago on September 16 ... Tied her career high with 11 boards 2 times ... Blocked a season-high 4 shots vs. Atlanta on July 13 ...

2015 (New York) Ranked 29th in the W in rebounding and 25th in blocks ... Scored a season-high 12 points 2 times ... Grabbed a season-high 10 boards vs. Connecticut on September 9 ... Picked up a season-high 3 steals, and blocked a career-high 5 shots at Atlanta on June 21 ...

2013 (Chicago) Scored a season-high 12 points at New

York on July 18 ... Grabbed a season-high 7 rebounds at New York on July 7 .. Blocked a season-high 3 shots vs. New York on July 20 ...

2012 (Chicago) Scored a season-high 16 points and grabbed a season-high 9 rebounds vs. Atlanta on September 20 ...

2011 (Chicago) Recorded season highs of 9 pts, 8 rebound and 3 blocked shots, along with a career-high 4 assists at Minnesota ...

Collegiate Honors & Notes (Boston College) Second all-time leading scorer in Boston College history ... Named Honorable Mention All-America as a senior ...

Personal One of five siblings ... Was the recipient of an ACC postgraduate scholarship ... Heavily involved in the community, particularly with the Girl Scouts and voter registration efforts. ...

WNBA Career FG% Leaders

1.	<i>Sylvia Fowles</i>	<i>.593</i>
3.	<i>Crystal Langhorne</i>	<i>.561</i>
2.	<i>Brittney Griner</i>	<i>.559</i>
4.	<i>Chiney Ogumike</i>	<i>.555</i>
5.	Erlana Larkins	.554
6.	<i>Nneka Ogumike</i>	<i>.552</i>
7.	Tamika Raymond	.549
8.	<i>Liz Cambage</i>	<i>.544</i>
	<i>Carolyn Swords</i>	<i>.540</i>
9.	Ann Wauters	.536
10.	<i>Natalie Achonwa</i>	<i>.530</i>

Carolyn Swords' career field goal percentage is the 9th highest in WNBA history, but she needs to make 35 more field goals to have the minimum number of made field goals to qualify for league rankings.

PLAYER PROFILES



Milestones

Upcoming Milestones

Mark	Opponent	Date	Gm. #	Mark	Category	Current
1st Pt	@ Atlanta	June 21, 2011	5	900	Points	883
				800	Rebounds	744
				200	Assists	118
				150	Blocks	102

Year	Reb 10+	Asts 10+	Double Pt/Reb	Doubles Pt/Ast	Scoring Year	10+	20+
2011	0	0	0	0	2011	0	0
2012	0	0	0	0	2012	5	0
2013	0	0	0	0	2013	1	0
2015	1	0	0	0	2015	4	0
2016	3	0	0	0	2016	2	0
2017	0	0	0	0	2017	1	0
2018	3	0	2	0	2018	3	0
2019	1	0	1	0	2019	2	0
2020	0	0	0	0	2020	0	0
Totals	8	0	3	0	Totals	18	0

Season Highs

Career Highs


Points	8	Chicago	July 26, 2020	Points	16	Atlanta	Sept. 20, 2012
Rebs	7	Atlanta	July 29, 2020	Rebs	12	Chicago	July 5, 2018
	7	Dallas	August 2, 2020	Assists	4	@ Minnesota	Sept. 8, 2011
Assists	3	Atlanta	July 29, 2020	Steals	5	@ New York	July 18, 2013
Steals	1	Chicago	July 26, 2020	Blocks	5	@ Atlanta	June 21, 2015
	1	Atlanta	July 29, 2020	Mins	34	@ Dallas	August 3, 2019
Blocks	0						
Mins	21	Atlanta	July 29, 2020				
	21	Los Angeles	August 7, 2020				

Career Regular Season Statistics

Year	Tm	G	GS	MP	FG	FGA	FG%	3P	3PA	3P%	2P	2PA	2P%	FT	FTA	FT%	OR	DR	REB	RPG	A	S	B	TO	PF	PTS	PPG
2011	CHI	29	4	218	28	53	.528	0	0	----	28	53	.528	21	24	.875	17	34	51	1.8	9	5	7	16	26	77	2.7
2012	CHI	30	9	334	52	91	.571	0	0	----	52	91	.571	15	22	.682	45	51	96	3.2	8	11	14	19	57	119	4.0
2013	CHI	16	2	181	26	42	.619	0	0	----	26	42	.619	7	9	.778	16	25	41	2.6	10	8	12	14	33	59	3.7
2015	NYL	34	22	510	67	132	.508	0	0	----	67	132	.508	38	47	.809	51	85	136	4.0	20	18	22	37	95	172	5.1
2016	NYL	34	34	596	76	133	.571	0	0	----	76	133	.571	24	35	.686	55	102	157	4.6	23	7	21	33	73	176	5.2
2017	SEA	30	0	261	30	55	.545	0	0	----	30	55	.545	17	22	.773	11	35	46	1.5	9	5	6	25	55	77	2.6
2018	LVA	26	12	375	44	79	.557	0	0	----	44	79	.557	14	16	.875	45	77	122	4.7	23	5	17	21	55	102	3.9
2019	LVA	29	4	257	32	73	.438	0	0	----	32	73	.438	11	13	.846	19	44	63	2.2	10	7	3	17	27	75	2.6
2019	LVA	6	6	112	10	18	.556	0	0	----	10	18	.556	6	8	.750	13	19	32	5.3	6	2	0	8	7	26	4.3
Career		234	93	2844	365	676	.540	0	0	----	365	676	.540	153	196	.781	272	472	744	3.2	118	68	102	190	428	883	3.8

Career Postseason Statistics

Year	Tm	G	GS	MP	FG	FGA	FG%	3P	3PA	3P%	2P	2PA	2P%	FT	FTA	FT%	OR	DR	REB	RPG	A	S	B	TO	PF	PTS	PPG
2015	NYL	5	5	88	14	19	.737	0	0	----	14	19	.737	4	6	.667	12	11	23	4.6	4	2	2	5	14	32	6.4
2016	NYL	1	1	27	7	8	.875	0	0	----	7	8	.875	0	1	.000	1	2	3	3.0	0	1	0	1	3	14	14.0
2017	SEA	1	0	15	2	6	.333	0	0	----	2	6	.333	0	0	----	0	0	0	0.0	0	1	0	3	2	4	4.0
2019	LVA	3	0	15	2	5	.400	0	0	----	2	5	.400	2	2	1.000	4	2	5	2.0	1	0	0	2	2	6	2.0
Career		10	6	145	25	38	.658	0	0	----	25	38	.658	6	9	.667	17	15	32	3.2	5	4	2	11	21	56	5.6



A'ja Wilson

Forward 6-4

South Carolina '18

3rd Year

#22

2020 (Las Vegas) Led or tied for the team lead in scoring on 4 occasions, and in rebounding 5 times ... Has 2 double-doubles, and two 20-10 games this season ...

2019 (Las Vegas) Led or tied for the team lead in scoring 11 times, in rebounding 9 times, and in assists 1 time ... Named WNBA Western Conference Player of the Week on June 24 and July 1 ... Scored a career high 39 points vs. Indiana on June 29, which also tied the franchise record for points in a game ... Named to her second All-Star Team ... Sprained her ankle and had to leave the game in the third quarter at Seattle on July 19, and missed 8 games ... Scored her 1000th career point vs Phoenix on August 20 ... Recorded her 100th career block at Phoenix on September 8... Posted 3 games of 20 or more points and 10 or more rebounds ...

2018 (Las Vegas) Unanimous WNBA Rookie of the Year ... Named to the WNBA All-Star Team ... Named Western Conference Player of the Week for games played July 2-8 ... Led the W in free throw attempts and made free throws ... Finished fourth in the league in scoring average, sixth in rebounding, sixth in blocked shots, second in field goal attempts and sixth in made field goals ... Set franchise records for made field goals, field goal attempts, made free throws, free throw attempts, points and scoring average ... Became the 15th player in WNBA history to begin her career

by recording a double-double (14 points, 10 rebounds at Connecticut on May 20) ... Tied the program record for most made free throws (14) and most free throw attempts (18) in a game against Washington on June 1 ... Set the franchise record for most made field goals in a game (16 at Indiana on June 12) ... Scored the second most points by a rookie (35) in franchise history at Indiana on June 12 ... Recorded 7 games of at least 20 points and 10 rebounds ...

Collegiate Honors & Notes (South Carolina) Led the Gamecocks to the 2017 NCAA Championship ... Named Most Outstanding Player of the 2017 NCAA Championship ... Was the consensus 2018 National Player of the Year (AP, espnW, USAT, WBCA/Wade, Drysdale/USBWA, Naismith) ... Was a three-time SEC Player of the Year, and four-time All-American ... Named SEC Defensive Player of the Year on two occasions (2015, 2018) ... Ranked 7th in the nation in scoring, 11th in rebounding and 5th in double-doubles ...

Personal Enjoys eating Chipotle and Chik-fil-A ... Father, Roscoe, played professional basketball internationally for 10 years ... Is dyslexic ... Is a member of the WNBA and WNBPA Social Justice Council ... Is the first WNBA player to partner with Mountain Dew ...

PLAYER PROFILES



Milestones

Upcoming Milestones

Mark	Opponent	Date	Gm. #	Mark	Category	Current
1st Pt	@ Connecticut	May 20, 2018	1	1300	Points	1237
1000th Pt	Phoenix	Aug. 20, 2019	53	500	Rebounds	489
				200	Assists	132
				200	Blocked Shots	103

	Reb	Asts	Double Doubles		Scoring			
Year	10+	10+	Pt/Reb	Pt/Ast	Year	10+	20+	30+
2018	10	0	10	0	2018	33	18	3
2019	3	0	3	0	2019	23	7	1
2020	4	0	3	0	2020	6	4	0
Totals	17	0	16	0	Totals	62	29	4

Season Highs

Season & Career Highs


Points	26	Los Angeles	August 7, 2020	Points	39	Indiana (OT)	June 29, 2019
Rebs	(3x) 11	last, LA	August 7, 2020	Rebs	16 @	Seattle	June 19, 2018
Assists	(3x) 3	last, Dallas	August 2 2020	Assists	8	Dallas	June 27, 2018
Steals	3 @	Phoenix	July 31, 2020	Steals	3	Los Angeles	June 29, 2018
Blocks	2	Los Angeles	August 7, 2020	Blocks	7	Chicago	July 5, 2018
Mins	35 @	Washington	August 5, 2020		7 @	Atlanta	Sept. 5, 2019
				Mins	41	Indiana (OT)	June 29, 2019

Career Regular Season Statistics

Year	Tm	G	GS	MP	FG	FGA	FG%	3P	3PA	3P%	2P	2PA	2P%	FT	FTA	FT%	OR	DR	REB	RPG	A	S	B	TO	PF	PTS	PPG
2018 *	LVA	33	33	1010	245	530	.462	0	0	----	245	530	.462	192	248	.774	66	198	264	8.0	74	27	55	46	68	682	20.7
2019 *	LVA	26	25	740	158	330	.479	0	1	.000	158	329	.480	114	144	.792	43	125	168	6.5	47	13	45	56	52	430	16.5
2020	LVA	6	6	183	47	97	.485	0	0		47	97	.485	31	44	.705	6	51	57	9.5	11	7	3	11	15	125	20.8
Career		65	64	1933	450	957	.470	0	1	.000	450	956	.471	337	436	.773	115	374	489	7.5	132	48	103	114	135	1237	19.0

Career Playoff Statistics

Year	Tm	G	GS	MP	FG	FGA	FG%	3P	3PA	3P%	2P	2PA	2P%	FT	FTA	FT%	OR	DR	REB	RPG	A	S	B	TO	PF	PTS	PPG
2019	LVA	5	5	168	24	55	.436	0	0	----	24	55	.436	19	20	.950	11	28	39	7.8	8	3	10	8	5	67	13.4
Career		5	5	168	24	55	.436	0	0	----	24	55	.436	19	20	.950	11	28	39	7.8	8	3	10	8	5	67	13.4



Jackie Young

#0

Guard 5-11

Notre Dame '19

2nd Year

2020 (Las Vegas) ...

2019 (Las Vegas) Led or tied for the team lead in assists on 18 occasions, and in scoring 1 time ... Scored 10 or more points on 7 occasions ... Grabbed 10 or more rebounds on 1 occasion ... Handed out 10 or more assists on 2 occasions ... Recorded her first career double-double vs Phoenix on August 20 (10 rebs, 10 asts) ...

Personal Named 2016 Naismith Player of the Year in High School ... Named Indiana's Miss Basketball as a senior ...

Collegiate Honors & Notes (Notre Dame) 2018 NCAA Champion ... 2019 ACC Tournament MVP ... Ranked 3rd in the nation among guards in FG% ... Was one of only 4 players in the nation to average more than 14.0 points, 7.0 rebounds and 5.0 assists ...

Milestones

Mark	Opponent	Date	Gm. #
1st Pt	Los Angeles	May 26, 2019	1

Upcoming Milestones

Mark	Category	Current
300	Points	267
200	Rebounds	131
200	Assists	165
100	Steals	29

	Reb	Asts		Double Doubles	Scoring			
Year	10+	10+	Pt/Reb	Pt/Ast	Reb-Ast	Year	10+	20+
2019	1	1	0	0	1	2019	7	0
2020	0	0	0	0	0	2020	2	0
Totals	1	1	0	0	1	Totals	9	0

Season Highs

Points	15	Los Angeles	August 7, 2020
Rebs	5	@ Phoenix	July 31, 2020
Assists	4	Chicago	July 26, 2020
	4	Los Angeles	August 7, 2020
Steals	(3x) 1	last, Dallas	August 2, 2020
Blocks	0		
Mins	29	Chicago	July 26, 2020
	29	Los Angeles	August 7, 2020

Career Highs

Points	17	@ Dallas	August 3, 2019
	17	Atlanta	August 13, 2019
Rebs	10	Phoenix	August 20, 2019
Assists	10	Indiana	June 29, 2019
	10	Phoenix	August 20, 2019
Steals	3	@ Atlanta	Sept, 5, 2019
Blocks	2	Atlanta	August 13, 2019
Mins	35	Indiana	June 29, 2019

Career Regular Season Statistics

Year	Tm	G	GS	MP	FG	FGA	FG%	3P	3PA	3P%	2P	2PA	2P%	FT	FTA	FT%	OR	DR	REB	RPG	A	S	B	TO	PF	PTS	PPG
2019	LVA	34	34	767	76	236	.322	14	44	.318	62	192	.323	59	73	.808	23	88	111	3.3	153	26	12	53	47	225	6.6
2020	LVA	6	0	144	16	35	.457	1	1	1.000	15	34	.441	9	11	.818	7	13	20	3.3	12	3	0	14	9	42	7.0
Career		40	34	911	92	271	.339	15	45	.333	77	226	.341	68	84	.810	30	101	131	3.3	165	29	12	67	56	267	6.7

Career Playoff Statistics

Year	Tm	G	GS	MP	FG	FGA	FG%	3P	3PA	3P%	2P	2PA	2P%	FT	FTA	FT%	OR	DR	REB	RPG	A	S	B	TO	PF	PTS	PPG
2019	LVA	5	5	62	9	22	.409	4	5	.800	5	17	.294	7	8	.875	3	6	9	1.8	13	0	0	6	3	29	5.8
Career		5	5	62	9	22	.409	4	5	.800	5	17	.294	7	8	.875	3	6	9	1.8	13	0	0	6	3	29	5.8

ACES CAREER RECORDS



GAMES PLAYED

Player	Years	GP
1. Sophia Young-Malcolm	2006-15	301
2. Margo Dydek	1998-04	224
3. Becky Hammon	2007-14	223
4. Jayne Appel-Marinelli	2010-16	219
5. Adrienne Goodson	1999-04	188
6. Marie Ferdinand-Harris	2001-07	180
7. Kayla McBride	2014-present	178
LaTonya Johnson	1998-03	173
9. Dearica Hamby	2015-present	162
10. Danielle Robinson	2011-15, 2020-	161

GAMES STARTED

Player	Years	GS
1. Sophia Young-Malcolm	2006-15	282
2. Becky Hammon	2007-14	222
3. Margo Dydek	1998-04	207
4. Adrienne Goodson	1999-04	182
5. Kayla McBride	2014-present	175

MINUTES

Player	Years	Min
1. Sophia Young-Malcolm	2006-15	9258
2. Becky Hammon	2007-14	7003
3. Adrienne Goodson	1999-04	5989
4. Margo Dydek	1998-04	5801
5. Kayla McBride	2014-present	5270

POINTS

Player	Years	Pts
1. Sophia Young-Malcolm	2006-15	4300
2. Becky Hammon	2007-14	3474
3. Kayla McBride	2014-present	2640
4. Adrienne Goodson	1999-04	2563
5. Margo Dydek	1998-04	2457

POINTS PER GAME (Min. 60 Games)

Player	Years	G	Pts	PPG
1. A'ja Wilson	2018-present	64	1211	18.9
2. Becky Hammon	2007-14	223	3474	15.6
3. Natalie Williams	1999-02	119	1837	15.4
4. Kayla McBride	2014-present	178	2640	14.8
5. Sophia Young-Malcolm	2006-15	301	4300	14.3

FIELD GOALS

Player	Years	FG
1. Sophia Young-Malcolm	2006-15	1659
2. Becky Hammon	2007-14	1137
3. Adrienne Goodson	1999-04	991
4. Margo Dydek	1998-04	905
5. Kayla McBride	2014-present	896

FIELD GOAL ATTEMPTS

Player	Years	FGA
1. Sophia Young-Malcolm	2006-15	3545
2. Becky Hammon	2007-14	2631
3. Adrienne Goodson	1999-04	2254
4. Kayla McBride	2014-present	2214
5. Margo Dydek	1998-04	1986

FIELD GOAL % (Min. 200 Made)

Player	Years	FG	FGA	FG%
1. Ann Wauters	2008-09	287	534	.537
2. Kayla Alexander	2013-17	278	555	.501
3. Jayne Appel-Marinelli	2010-16	357	717	.498
4. Natalie Williams	1999-02	654	1346	.486
5. Katie (Feenstra) Mattera	2005-06, 2010	217	457	.475
6. A'ja Wilson	2018-present	439	938	.4680
7. Sophia Young-Malcolm	2006-15	1659	3545	.4679
8. LaToya Thomas	2004-06	296	635	.4661
9. Danielle Robinson	2011-15, 2020-	646	1408	.4588
10. Dearica Hamby	2015-	510	1119	.45576
Margo Dydek	1998-2004	905	1986	.45569

3-POINT FIELD GOALS

Player	Years	3G
1. Becky Hammon	2007-14	498
2. Kayla McBride	2014-present	305
3. Jia Perkins	2011-15	198
4. Danielle Adams	2011-15	176
5. Shanna Crossley Zolman	2006, 07-09	142
6. Shameka Christon	2012-14	129
7. Jennifer Azzi	2000-03	128
8. Kelsey Plum	2017-present	127
9. Edwige Lawson-Wade	2008-10	106
10. Shannon Johnson	2004-06	87

3-POINT FIELD GOAL ATTEMPTS

Player	Years	3GA
1. Becky Hammon	2007-14	1282
2. Kayla McBride	2014-present	822
3. Jia Perkins	2011-15	558
4. Danielle Adams	2011-15	536
5. Shameka Christon	2012-14	395
6. Shanna Crossley Zolman	2006, 07-09	353
7. Kelsey Plum	2017-present	329
8. Edwige Lawson-Wade	2008-10	287
Jennifer Azzi	2000-03	287
10. Shannon Johnson	2004-06	257

3-POINT % (Min. 40 Made)

Player	Years	3G	3GA	3G%
1. Jennifer Azzi	2000-03	128	287	.446
2. Korie Hilde	1999-01	46	110	.418
3. Shanna Crossley Zolman	2006, 07-09	142	353	.402
4. Becky Hammon	2007-14	498	1282	.388
5. Kelsey Plum	2017-present	127	329	.386
6. Elena Baranova	1997-99	75	202	.3713
7. Kayla McBride	2014-present	305	822	.3710
8. Edwige Lawson-Wade	2008-10	106	287	.369
9. Moriah Jefferson	2016-18	45	123	.366
10. Erin Perperoglou	2007-09	44	121	.364

FREE THROWS MADE

Player	Years	FT
1. Sophia Young-Malcolm	2006-15	955
2. Becky Hammon	2007-14	702
3. Margo Dydek	1998-04	628
4. Marie Ferdinand-Harris	2001-07	572
5. Kayla McBride	2014-present	543
6. Adrienne Goodson	1999-04	535
7. Natalie Williams	1999-02	521
8. Danielle Robinson	2011-15, 2020-	349
9. Danielle Adams	2011-15	347
10. A'ja Wilson	2018-present	333

FREE THROW ATTEMPTS

Player	Years	FTA
1. Sophie Young-Malcolm	2006-15	1331
2. Margo Dydek	1998-04	795
3. Becky Hammon	2007-14	762
4. Marie Ferdinand-Harris	2001-07	745
5. Adrienne Goodson	1999-04	713
6. Natalie Williams	1999-02	684
7. Kayla McBride	2014-present	606
8. Danielle Adams	2011-15	460
9. Wendy Palmer	1997-99, 05	435
10. Dearica Hamby	2015-present	434
A'ja Wilson	2018-present	431

FREE THROW % (Min. 100 Made)

Player	Years	FT	FTA	FT%
1. Becky Hammon	2007-14	702	762	.921
2. Kayla McBride	2014-present	543	606	.896
3. Monique Currie	2016-17	123	138	.891
4. Danielle Robinson	2011-15, 2020-	349	398	.877
5. Kelsey Plum	2017-present	129	148	.872

OFFENSIVE REBOUNDS

Player	Years	OReb
1. Sophia Young-Malcolm	2006-15	549
2. Adrienne Goodson	1999-04	460
3. Natalie Williams	1999-02	457
4. Jayne Appel-Marinelli	2010-16	343
5. Margo Dydek	1998-04	264
6. Dearica Hamby	2015-present	250
7. Danielle Adams	2011-15	224
8. Wendy Palmer	1997-99, 2005	222
9. Kayla Alexander	2013-17	191
10. Vickie Johnson	2006-09	168

DEFENSIVE REBOUNDS

Player	Years	DReb
1. Margo Dydek	1998-04	1266
2. Sophia Young-Malcolm	2006-15	1258
3. Jayne Appel-Marinelli	2010-16	983
4. Natalie Williams	1999-02	699
5. Adrienne Goodson	1999-04	595
6. Dearica Hamby	2015-present	565
7. Kayla McBride	2014-present	525
8. Becky Hammon	2001-14	510
9. Wendy Palmer	1997-99, 2005	465
10. Ruth Riley	2007-11	457

TOTAL REBOUNDS

Player	Years	Rebs
1. Sophia Young-Malcolm	2006-15	1807
2. Margo Dydek	1998-04	1530
3. Jayne Appel-Marinelli	2010-16	1326
4. Natalie Williams	1999-02	1156
5. Adrienne Goodson	1999-04	1055
6. Dearica Hamby	2015-present	815
7. Wendy Palmer	1997-99, 2005	687
8. Danielle Adams	2011-15	659
9. Kayla McBride	2014-present	626
10. Becky Hammon	2007-14	589

REBOUNDS PER GAME (Min. 200 Rebounds)

Player	Years	Gms	Rebs	RPG
1. Natalie Williams	1999-02	119	1156	9.71
2. Liz Cambage	2019-present	32	261	8.16
3. A'ja Wilson	2018-present	64	477	7.45
4. Margo Dydek	1998-04	224	1530	6.83
5. Ann Wauters	2008-09	49	334	6.82
6. Elena Baranova	1997-99	77	491	6.38
7. Isabelle Harrison	2017	34	216	6.35
8. Wendy Palmer	1997-99, 2005	110	687	6.25
9. Michelle Snow	2010	34	210	6.18
10. Jayne Appel-Marinelli	2010-16	218	1326	6.08

ASSISTS

Player	Years	Asst
1. Becky Hammon	2007-14	1133
2. Danielle Robinson	2011-15, 2020	777
3. Sophia Young-Malcolm	2006-15	554
4. Jennifer Azzi	2000-03	532
5. Vickie Johnson	2006-09	418
6. Margo Dydek	1998-04	416
7. Kayla McBride	2014-present	420
8. Adrienne Goodson	1999-04	412
9. Shannon Johnson	2004-06	411
10. Marie Ferdinand-Harris	2001-07	386

ASSISTS PER GAME (Min. 200 Assists)

Player	Years	Gms	Asst	APG
1. Becky Hammon	2007-14	223	1133	5.08
2. Danielle Robinson	2011-15, 2020	161	777	4.83
3. Jennifer Azzi	2000-03	113	532	4.71
4. Shannon Johnson	2004-06	97	411	4.24
5. Moriah Jefferson	2016-18	71	268	3.77
6. Kelsey Plum	2017-present	96	332	3.46
7. Vickie Johnson	2006-09	128	418	3.27
8. Kayla McBride	2014-present	178	420	2.36
9. Helen Darling	2007-10	131	304	2.32
10. Sydney Colson	2015-17	129	296	2.29

STEALS

Player	Years	Stls
1. Sophia Young-Malcolm	2006-15	477
2. Jia Perkins	2011-15	249
3. Marie Ferdinand-Harris	2001-07	246
4. Becky Hammon	2007-14	244
5. Kayla McBride	2014-present	192
Adrienne Goodson	1999-04	192
7. Danielle Robinson	2011-15, 2020	190
8. Shannon Johnson	2004-06	154
9. Natalie Williams	1999-02	152
10. Jayne Appel-Marinello	2010-16	137

BLOCKS

Player	Years	Blks
1. Margo Dydek	1998-04	655
2. Jayne Appel-Marinelli	2010-16	194
3. Ruth Riley	2007-10	188
4. Elena Baranova	1997-99	116
5. Sophia Young-Malcolm	2006-15	111
6. A'ja Wilson	2018-present	101
7. Danielle Adams	2011-15	96
8. Kayla Alexander	2013-17	78
Katie Mattera	2005-06, 2009	78
10. Natalie Williams	1999-02	66

LAS VEGAS ACES (4-2)

PLAYER				-FIELD GOALS-			-3-POINT FG--			-FREE THROWS-			--REBOUNDS--				PF	DQ	STL	TO	BLK	PTS	AVG
	G	GS	MIN	FG	FGA	PCT	FG	FGA	PCT	FT	FTA	PCT	OFF	DEF	TOT	AST							
Wilson	6	6	183	47	97	.485	0	0	---	31	44	.705	6	51	57	11	15	0	7	11	3	125	20.8
McCoughtry	6	6	132	35	65	.538	5	10	.500	21	23	.913	5	28	33	16	15	0	7	11	2	96	16.0
Hamby	6	0	170	30	53	.566	4	9	.444	12	19	.632	10	40	50	13	20	0	9	21	1	76	12.7
McBride	6	6	150	17	45	.378	8	18	.444	20	21	.952	0	11	11	13	8	0	5	7	0	62	10.3
Robinson	6	1	120	19	40	.475	0	3	.000	10	12	.833	1	11	12	11	7	0	6	7	0	48	8.0
J. Young	6	0	144	16	35	.457	1	1	1.000	9	11	.818	7	13	20	12	9	0	3	14	0	42	7.0
Allen	5	5	92	11	25	.440	2	5	.400	2	3	.667	2	8	10	14	9	0	1	8	0	26	5.2
Swords	6	6	112	10	18	.556	0	0	---	6	8	.750	13	19	32	6	7	0	2	8	0	26	4.3
Rodgers	6	0	72	7	20	.350	4	14	.286	2	2	1.000	1	5	6	10	5	0	2	8	0	20	3.3
Warley-Talbert	3	0	24	3	7	.429	0	0	---	2	3	.667	5	3	8	3	6	0	0	2	0	8	2.7
Burdick	2	0	1	0	1	.000	0	0	---	0	0	---	0	0	0	0	0	0	0	0	0	0	0.0
ACES	6	-	1200	195	406	.480	24	60	.400	115	146	.788	50	189	239	109	101	0	42	98	6	529	88.2
OPPONENTS	6	-	1200	189	432	.438	43	151	.285	68	87	.782	40	142	182	113	139	0	49	83	29	489	81.5

PLAYER	-- SINGLE-GAME HIGHS --							----- AVERAGE PER GAME -----							--CAREER HIGHS (C=SET, T=TIED THIS SEASON)--						
	MIN	REB	AST	ST	TO	BL	PTS	MIN	REB	AST	STL	TO	BLK	PTS	FG	FGA	FT	FTA	REB	AST	PTS
Wilson	35	11	3	3	4	2	26	30.4	9.5	1.8	1.17	1.8	0.50	20.8	16	24	14	18	16	8	39
McCoughtry	27	8	5	3	5	1	25	21.9	5.5	2.7	1.17	1.8	0.33	16.0	14	33	19	22	14	10	39
Hamby	32	13	4	2	7	1	20	28.3	8.3	2.2	1.50	3.5	0.17	12.7	11	16	7	13	18	6	27
McBride	32	3	4	2	3	0	16	25.0	1.8	2.2	0.83	1.2	0.00	10.3	14	23	12	13	11	12	38
Robinson	28	3	3	3	3	0	20	20.0	2.0	1.8	1.00	1.2	0.00	8.0	14	19	11	11	10	13	36
J. Young	29	5	4	1	4	0	15	23.9	3.3	2.0	0.50	2.3	0.00	7.0	7C	14	9	12	10	10	17
Allen	25	4	7	1	2	0	11	18.4	2.0	2.8	0.20	1.6	0.00	5.2	5C	10	3	4	5	8	11C
Swords	21	7	3	1	3	0	8	18.7	5.3	1.0	0.33	1.3	0.00	4.3	8	12	7	8	12	4	16
Rodgers	25	3	4	1	3	0	16	11.9	1.0	1.7	0.33	1.3	0.00	3.3	11	24	9	10	10	7	30
Warley-Talbert	10	4	1	0	2	0	4	8.1	2.7	1.0	0.00	0.7	0.00	2.7	5	7	5	5	13	1T	12
Burdick	1	0	0	0	0	0	0	0.7	0.0	0.0	0.00	0.0	0.00	0.0	5	7	4	4	8	6	12
ACES	200	47	23	11	19	3	100	200.0	39.8	18.2	7.00	16.3	1.00	88.2	41	91	42	56	56	33	108
OPPONENTS	200	33	30	12	17	9	102	200.0	30.3	18.8	8.17	13.8	4.83	81.5	46	92	40	51	57	30T	109

NEW YORK LIBERTY (1-5)

PLAYER				-FIELD GOALS-			-3-POINT FG--			-FREE THROWS-			--REBOUNDS--				PF	DQ	STL	TO	BLK	PTS	AVG
	G	GS	MIN	FG	FGA	PCT	FG	FGA	PCT	FT	FTA	PCT	OFF	DEF	TOT	AST							
Ionescu	3	3	80	19	42	.452	7	20	.350	10	10	1.000	2	12	14	12	4	0	2	13	0	55	18.3
Clarendon	6	6	171	28	60	.467	5	17	.294	19	21	.905	2	16	18	28	17	1	7	28	0	80	13.3
Zahui B	6	6	149	20	53	.377	10	29	.345	9	16	.563	8	45	53	9	19	1	5	15	8	59	9.8
Nurse	5	5	112	12	54	.222	7	31	.226	17	18	.944	1	4	5	8	9	0	3	8	1	48	9.6
Jones	5	0	86	12	36	.333	3	8	.375	10	13	.769	3	14	17	9	14	0	3	12	4	37	7.4
Willoughby	6	3	114	10	33	.303	5	11	.455	14	17	.824	3	12	15	4	19	0	5	7	3	39	6.5
Odom	6	1	133	14	26	.538	4	8	.500	3	3	1.000	12	4	16	3	8	0	3	4	2	35	5.8
Shook	6	0	84	10	25	.400	1	5	.200	6	7	.857	7	11	18	3	8	0	1	3	2	27	4.5
Stokes	6	6	160	9	28	.321	4	20	.200	1	2	.500	8	31	39	7	12	0	2	11	4	23	3.8
Walker	5	0	59	7	27	.259	1	17	.059	1	1	1.000	2	6	8	2	7	0	2	1	0	16	3.2
Holmes	6	0	53	6	20	.300	0	9	.000	5	7	.714	3	10	13	5	6	0	1	3	1	17	2.8
LIBERTY	6	-	1200	147	404	.364	47	175	.269	95	115	.826	51	165	216	90	123	2	34	112	25	436	72.7
OPPONENTS	6	-	1200	189	422	.448	39	112	.348	101	129	.783	51	173	224	99	121	1	62	82	26	518	86.3


PLAYER	-- SINGLE-GAME HIGHS --							----- AVERAGE PER GAME -----							--CAREER HIGHS (C=SET, T=TIED THIS SEASON)--						
	MIN	REB	AST	ST	TO	BL	PTS	MIN	REB	AST	STL	TO	BLK	PTS	FG	FGA	FT	FTA	REB	AST	PTS
Ionescu	34	7	7	1	5	0	33	26.6	4.7	4.0	0.67	4.3	0.00	18.3	11C	20C	5C	5C	7C	7C	33C
Clarendon	32	4	6	2	7	0	20	28.5	3.0	4.7	1.17	4.7	0.00	13.3	11	19C	10C	12C	10	14	27
Zahui B	34	14	3	4	4	2	14	24.8	8.8	1.5	0.83	2.5	1.33	9.8	13	16	6C	8	14C	5	37
Nurse	29	2	3	1	3	1	17	22.5	1.0	1.6	0.60	1.6	0.20	9.6	9	20	15	16	9	6	34
Jones	22	7	4	2	4	2	20	17.2	3.4	1.8	0.60	2.4	0.80	7.4	6C	10C	6C	7C	7C	4C	20C
Willoughby	26	4	2	3	2	2	14	18.9	2.5	0.7	0.83	1.2	0.50	6.5	5C	10C	7C	9C	4C	2C	14C
Odom	28	4	1	1	3	1	10	22.2	2.7	0.5	0.50	0.7	0.33	5.8	4C	6C	2C	2C	4C	1C	10C
Shook	23	6	2	1	2	2	9	14.1	3.0	0.5	0.17	0.5	0.33	4.5	3C	6C	3C	4C	6C	2C	9C
Stokes	33	9	2	1	4	2	6	26.6	6.5	1.2	0.33	1.8	0.67	3.8	6	10	11	12	17	4	23
Walker	21	3	1	1	1	0	8	11.7	1.6	0.4	0.40	0.2	0.00	3.2	3C	8C	1C	1C	3C	1C	8C
Holmes	15	4	3	1	1	1	7	8.8	2.2	0.8	0.17	0.5	0.17	2.8	3C	4C	2C	2C	4C	3C	7C
LIBERTY	200	44	18	8	24	11	80	200.0	36.0	15.0	5.67	18.7	4.17	72.7	41	89	32	41	57	32	107
OPPONENTS	200	47	22	15	17	9	96	200.0	37.3	16.5	10.33	13.7	4.33	86.3	41	91	34	42	54	30	105



Lindsay Allen
G 5-8 142
Notre Dame 3rd Yr.



Cierra Burdick
F 6-2 172
Tennessee 4th.



Dearica Hamby
F 6-3 189
Wake Forest 6th Yr.



Megan Huff
F 6-3 176
Utah 1st Yr.




Kayla McBride
G 5-10 174
Notre Dame 7th Yr.



Angel McCoughtry
G 6-1 173
Louisville 11th Yr.




Danielle Robinson
G 5-9 161
Oklahoma 9th Yr.




Sugar Rodgers
G 5-9 161
Georgetown 8th Yr.



Carolyn Swords
C 6-6 215
Boston College 9th Yr.



A'ja Wilson
F 6-4 195
South Carolina 3rd Yr.



Jackie Young
G 6-0 165
Notre Dame 2nd Yr.



Bill Laimbeer
Head Coach



Vickie Johnson
Assistant Coach



Tanisha Wright
Assistant Coach



Laura Ramus
Athletic Trainer



Michelle Anumba
Athletic Trainer