



## New York Liberty (24-17) @ Seattle Storm (22-20)



Friday, September 5th, 2025 — Climate Pledge Arena — 10:00 pm EDT — Regular Season Game #42 — Away Game #21

National Television: ION

Follow the Liberty PR Department on X: @nylibertyPR and @NYL\_Stats

2024 WNBA CHAMPIONS | 2023 COMMISSIONER'S CUP CHAMPIONS

### LAST GAME STARTERS

PLAYER / 2025-26 REGULAR SEASON AVERAGES

#### #30 Breanna Stewart F • 6-4 • Connecticut/USA • 9th Season

GP/GS	PPG	RPG	APG	SPG	BPG	MPG
28/28	18.0	6.5	3.5	1.4	1.3	30.8

#### #13 Leonie Fiebich F • 6-4 • Germany • 2nd Season

GP/GS	PPG	RPG	APG	SPG	BPG	MPG
34/34	8.6	3.6	1.9	0.9	0.4	28.5

#### #35 Jonquel Jones C • 6-6 • George Washington/Bahamas • 9th Season

GP/GS	PPG	RPG	APG	SPG	BPG	MPG
28/28	14.4	8.4	2.7	0.5	1.1	27.3

#### #22 Kennedy Burke G • 6-1 • UCLA/USA • 5th Season

GP/GS	PPG	RPG	APG	SPG	BPG	MPG
33/9	8.2	2.3	1.3	0.8	0.5	21.8

#### #9 Natasha Cloud G • 5-10 • St. Joseph's (PA)/USA • 10th Season

GP/GS	PPG	RPG	APG	SPG	BPG	MPG
38/38	10.3	3.7	5.2	1.3	0.3	29.2

### PRONUNCIATION GUIDE

Leonie Fiebich (Lay-oh-knee Fee-bish); Sabrina Ionescu (YO-ness-coo); Marine Johannès (Jo-ha-ness); Emma Meesseman (MEESE-u-man); Nyara Sabally (Knee-ARE-uh SAH-buh-lee); Breanna Stewart (bree-ANN-uh [NOT bree-ON-uh]); Stephanie Talbot (Tahl-bit)

### 2025-26 REGULAR SEASON LIBERTY RECORDS

	RECORD	HOME	ROAD	OT
OVERALL	24-17	16-5	8-12	--
WESTERN	11-12	8-4	3-8	--
EASTERN	13-5	8-1	5-4	--

### STREAKS

OVERALL	Lost 2
HOME	Won 2
ROAD	Lost 5

### MATCHUP QUICK HITS

The New York Liberty conclude their final multi-game road trip with a Friday night matchup against the Seattle Storm.

These two teams most recently met on July 6 in Seattle. **Breanna Stewart** and **Sabrina Ionescu** each notched 20 points in the first half, the first pair of teammates to have such performances in the same half this season.

**Ionescu's** first-half scoring came as she shot 6-for-9 from the floor, 5-for-6 from deep, 3-for-3 from the line - just the sixth 20-point outing in a half with at least five threes in New York Liberty history. She is also the only all-time Liberty player to record a qualifying stat line multiple times.

With an additional five rebounds and five assists, **Sabrina Ionescu** passed Maya Moore for the seventh most 20-5-5 career games with her 28th such performance. Ionescu has since risen to No. 5 on the WNBA's all-time list with 30 qualifying games.

With her first three of the night, **Natasha Cloud** brought her career total to 300 3-pointers. She is just the 67th player in league history to reach that milestone.

The Liberty's last outing was against Golden State on Sept. 2, a game in which **Breanna Stewart** recorded her 57th performance with 19 points, five rebounds, and two steals. She is now tied with Candace Parker for the seventh-most qualifying games in WNBA history. Stewart also moved up to No. 13 on New York's leaderboard for made 3-pointers, with a Liberty career total of 146, surpassing Rebecca Allen.

**Natasha Cloud** logged 19 points (6-for-13 FG, 3-for-7 3FG, 4-for-4 FT), five rebounds, and four assists - just the seventh 19-5-4 game of her career. For just the second time in her career, **Cloud** led or co-led her team in points, assists, and rebounds in the same game — becoming only the 13th player in franchise history to do so.

**Rebekah Gardner** tallied a game-high +16 plus/minus, matching her season high and the second-best mark of her career.

**Marine Johannès** reached 200 career 3-pointers, becoming just the 10<sup>th</sup> player in Liberty franchise history to achieve this milestone.

**Jonquel Jones** is the league's third-leading 3-point shooter by percentage (among qualified players) with a 44.1% (52-for-118) success rate. **Leonie Fiebich** ranks sixth, shooting 42.6% (42-for-108) from deep, closely followed by **Kennedy Burke** in seventh as she is shooting 42.3% (42-for-104) from beyond the arc.

### 2025 REGULAR SEASON SCHEDULE

DATE	OPPONENT	SCORE	RECORD
5/17	vs. Aces	92-78 W	1-0
5/22	@ Sky	99-74 W	2-0
5/24	@ Fever	90-88 W	3-0
5/27	vs. Valkyries	95-67 W	4-0
5/29	vs. Valkyries	82-77 W	5-0
5/30	@ Mystics	85-63 W	6-0
6/1	vs. Sun	100-52 W	7-0
6/5	@ Mystics	86-78 W	8-0
6/10	vs. Sky	85-66 W	9-0
6/14	@ Fever	88-102 L	9-1
6/17	vs. Dream	86-81 W	10-1
6/19	vs. Mercury	81-89 L	10-2
6/22	@ Storm	79-89 L	10-3
6/25	@ Valkyries	81-78 W	11-3
6/27	@ Mercury	91-106 L	11-4
6/29	@ Dream	81-90 L	11-5
7/3	vs. Sparks	89-79 W	12-5
7/6	vs. Storm	70-79 L	12-6
7/8	vs. Aces	87-78 W	13-6
7/13	vs. Dream	79-72 W	14-6
7/16	vs. Fever	98-77 W	15-6
7/22	vs. Fever	98-84 W	16-6
7/25	vs. Mercury	89-76 W	17-6
7/26	vs. Sparks	99-101 L	17-7
7/28	@ Wings	82-92 L	17-8
7/30	@ Lynx	93-100 L	17-9
8/1	@ Sun	62-78 L	17-10
8/3	@ Sun	87-78 W	18-10
8/5	vs. Wings	85-76 W	19-10
8/8	@ Wings	88-77 W	20-10
8/10	vs. Lynx	71-83 L	20-11
8/12	@ Sparks	105-97 W	21-11
8/13	@ Aces	77-83 L	21-12
8/16	@ Lynx	80-86 L	21-13
8/19	vs. Lynx	85-75 W	22-13
8/21	vs. Sky	85-91 L	22-14
8/23	@ Dream	62-78 L	22-15
8/25	vs. Sun	81-79 W	23-15
8/28	vs. Mystics	89-63 W	24-15
8/30	@ Mercury	63-80 L	24-16
9/2	@ Valkyries	58-66 L	24-17
9/5	@ Storm	10:00 pm	--
9/9	vs. Mystics	7:00 pm	--
9/11	@ Sky	8:00 pm	--





NO.	PLAYER	POS.	HT.	BIRTHDATE	PRIOR TO WNBA/HOME COUNTRY	WNBA EXP.
22	Kennedy Burke	G	6-1	02/14/1997	UCLA/USA	5
9	Natasha Cloud	G	5-10	02/22/1992	St. Joseph's (PA)/USA	10
13	Leonie Fiebich	F	6-4	01/10/2000	/Germany	2
7	Rebekah Gardner	G	6-1	07/09/1990	UCLA/USA	2
21	Isabelle Harrison	F	6-3	09/27/1993	Tennessee/USA	7
20	Sabrina Ionescu	G	5-11	12/06/1997	Oregon/USA	5
23	Marine Johannès	G	5-10	01/21/1995	/France	3
35	Jonquel Jones	C	6-6	01/05/1994	George Washington/Bahamas	9
33	Emma Meesseman	F	6-4	05/13/1993	/Belgium	8
8	Nyara Sabally	C	6-5	02/26/2000	Oregon/Germany	2
30	Breanna Stewart	F	6-4	08/27/1994	Connecticut/USA	9
6	Stephanie Talbot	F	6-2	06/15/1994	/Australia	6

## STAFF

Head Coach	Sandy Brondello (she/her)
Assistant Coach	Olaf Lange (he/him)
Assistant Coach	Sonia Raman (she/her)
Assistant Coach	Zach O'Brien (he/him)
Head Athletic Trainer	Theresa Acosta (she/her)

## PRONUNCIATION GUIDE

**Leonie Fiebich** (Lay-oh-knee Fee-bish); **Sabrina Ionescu** (YO-ness-coo); **Marine Johannès** (Jo-ha-ness); **Emma Meesseman** (MEESE-uh-man); **Nyara Sabally** (Knee-ARE-uh SAH-buh-lee); **Breanna Stewart** (bree-ANN-uh [NOT bree-ON-uh]); **Stephanie Talbot** (Tahl-bit)  
**Coaches: Sandy Brondello** (braun-DELL-oh), **Olaf Lange** (Lang)

## HOW THE LIBERTY WERE BUILT

## FREE AGENTS

**2025** - Kennedy Burke (Re-signed with the New York Liberty on February, 1, 2025.)  
 - Isabelle Harrison (Signed as free agent on Feb. 21, 2025.)  
 - Marine Johannès (Re-signed with the New York Liberty on Mar. 21, 2025.)  
 - Emma Meesseman (Signed with the New York Liberty on Aug. 1, 2025.)  
 - Stephanie Talbot (Signed with the New York Liberty on July 21, 2025.)  
**2023** - Breanna Stewart (Re-signed with the New York Liberty on March 26, 2025.)

## OBTAINED VIA TRADE

**2024** - Natasha Cloud (Acquired via trade from CON on March 16, 2025)  
 - Rebekah Gardner (Acquired via trade from CHI in 2024)  
**2023** - Leonie Fiebich (Acquired player rights from CHI via four-team trade)  
 - Jonquel Jones (Re-signed with New York Liberty February 16, 2024)

## OBTAINED VIA DRAFT

**2022** - Nyara Sabally (Drafted No. 5 overall in 2022 WNBA Draft)  
**2020** - Sabrina Ionescu (Re-signed with New York Liberty on May 15, 2023)

## LIBERTY PREGAME AVAILABILITY: 90-60 Minutes on Game Clock (Begins at 5:27:30 PM PT)

## 90-75 Minutes

Kennedy Burke  
 Rebekah Gardner  
 Isabelle Harrison  
 Marine Johannès  
 Nyara Sabally  
 Stephanie Talbot

## 80-65 Minutes

Natasha Cloud  
 Breanna Stewart

## 75-60 Minutes

Leonie Fiebich  
 Sabrina Ionescu  
 Jonquel Jones  
 Emma Meesseman

## NUMERICAL ROSTER

6 Stephanie Talbot	21 Isabelle Harrison
7 Rebekah Gardner	22 Kennedy Burke
8 Nyara Sabally	23 Marine Johannès
9 Natasha Cloud	30 Breanna Stewart
13 Leonie Fiebich	33 Emma Meesseman
20 Sabrina Ionescu	35 Jonquel Jones

## STATUS REPORT

**Sabrina Ionescu - QUESTIONABLE (L. Toe)**  
**Nyara Sabally - QUESTIONABLE (R. Knee)**





WOMEN'S NATIONAL BASKETBALL ASSOCIATION

OFFICIAL SCORER'S REPORT  
FINAL BOX

Tuesday, September 2, 2025 Chase Center, San Francisco, CA  
Officials: #55 Eric Brewton, #35 Catherine Chang, #59 Jeffrey Smith

Game Duration: 2:03  
Attendance: 18064 (Sellout)

VISITOR: New York Liberty (24-17)

	POS	MIN	FG	FGA	3P	3PA	FT	FTA	OR	DR	TOT	A	PF	ST	TO	BS	+/-	PTS
30 Breanna Stewart	F	34:14	4	15	1	5	10	13	2	3	5	1	3	2	3	1	-3	19
13 Leonie Fiebich	F	25:55	1	6	1	5	0	0	0	0	0	4	0	1	1	0	-17	3
35 Jonquel Jones	C	25:08	2	4	0	2	1	2	1	3	4	1	2	1	3	1	-14	5
22 Kennedy Burke	G	15:38	0	3	0	2	0	0	1	4	5	1	1	0	0	0	-16	0
9 Natasha Cloud	G	36:10	6	13	3	7	4	4	1	4	5	4	3	2	3	0	-12	19
33 Emma Meesseman		23:06	4	8	1	1	0	0	1	4	5	1	2	1	3	1	5	9
23 Marine Johannès		21:44	1	6	1	4	0	0	0	4	4	1	4	1	0	1	5	3
21 Isabelle Harrison		03:08	0	1	0	1	0	0	0	0	0	1	1	0	0	0	-4	0
7 Rebekah Gardner		14:58	0	1	0	0	0	0	0	1	1	1	2	2	0	0	16	0
8 Nyara Sabally		DNP - Coach's Decision																
6 Stephanie Talbot		DNP - Coach's Decision																
200:00			18	57	7	27	15	19	6	23	29	15	18	10	13	4	-8	58
			31.6%		25.9%		78.9%		TM REB: 9			TOT TO: 15 (18 PTS)						

HOME: GOLDEN STATE VALKYRIES (22-18)

	POS	MIN	FG	FGA	3P	3PA	FT	FTA	OR	DR	TOT	A	PF	ST	TO	BS	+/-	PTS
13 Janelle Salaün	F	23:35	3	10	2	5	2	2	0	3	3	0	2	0	1	0	-2	10
12 Iliana Rupert	F	24:08	1	5	0	2	0	0	2	5	7	1	3	0	1	1	7	2
14 Temi Fágbenlé	C	38:08	7	10	1	2	1	1	1	4	5	2	3	2	1	0	14	16
6 Kaila Charles	G	31:14	4	6	1	2	1	2	1	4	5	0	1	1	1	0	16	10
22 Veronica Burton	G	33:03	1	9	0	4	4	5	2	7	9	9	4	2	4	0	16	6
0 Carla Leite		15:31	2	5	0	1	2	3	0	0	0	3	0	0	4	0	-10	6
20 Kate Martin		14:47	3	7	3	6	2	4	0	3	3	0	3	0	1	0	6	11
25 Monique Billings		19:34	1	7	0	4	3	3	3	0	3	0	1	0	0	0	-7	5
3 Laetitia Amihere		DNP - Coach's Decision																
2 Kaitlyn Chen		DNP - Coach's Decision																
200:00			22	59	7	26	15	20	9	26	35	15	17	5	13	1	8	66
			37.3%		26.9%		75%		TM REB: 12			TOT TO: 15 (10 PTS)						

SCORE BY PERIOD	1	2	3	4	FINAL
Liberty	18	8	18	14	58
VALKYRIES	14	26	16	10	66

Inactive: Liberty - Ionescu (Injury/Illness - Left Toe)  
Inactive: Valkyries - Hayes (Injury/Illness - Left Knee), Thornton (Injury/Illness - Right Knee), Zandalasini (Injury/Illness - Left Calf)  
Points in the Paint: Liberty 20 (10/22), VALKYRIES 24 (12/24)  
2nd Chance Points: Liberty 11 (4/7), VALKYRIES 6 (1/7)  
Fast Break Points: Liberty 10 (2/8), VALKYRIES 3 (1/2)  
Biggest Lead: Liberty 5, VALKYRIES 24  
Lead Changes: 8  
Times Tied: 2  
Technical fouls - Individual  
Liberty (1): Brondello 7:28 4th  
VALKYRIES (0): NONE





## Team Notes

- **TOP OF THE CHARTS:** The New York Liberty lead the WNBA in assist percentage (73.3%).
  - New York has outscored its opponents by 3.83 points per game, the third-best mark in the WNBA with only Atlanta (6.68) and Minnesota (10.25) ahead of them.
- **RUNNING IT UP**
  - New York has won 13 of its 41 contests by double figures, including six wins of at least 20 points.
    - The Liberty are tied with Atlanta for the second-most 20+ point wins in 2025.
    - *See the chart for a look at the Liberty seasons with the most 20+ point wins.*
  - In 16 games this season, at least five New York players scored in double figures. The Liberty hold the lead for the most such games in the WNBA this season.
    - *See the table for New York's recent history for number of games with 5+ players scoring 10+ points.*
- **FROM DISTANCE:** *See the chart for a look at the most 3-pointers made by New York in a season.*
  - New York has hit the second-most threes in the WNBA this season.
  - The Liberty have made the third-most triples in team history.
    - *\*The 2022 regular season featured 36 contests, 2023 & 2024 featured 40.*
- **JUMPING AHEAD EARLY:** Of New York's 41 outings, 24 of New York's first halves have ended with a tie or a Liberty lead this season. They have held double-digit leads at the break nine times and have led by 20 or more after the second quarter three times.
  - The Liberty had three halftime leads of at least 20 points three times *last regular season*.
- **LIBS ON DEFENSE:** The Liberty's opponents average a -3.8 plus/minus, the third-lowest allowance in the league.
  - New York has held its opponents to the league's lowest success rate from three (31.5%, 8.3-for-26.4).
- **CHECK IN, BALL OUT:** New York has one of the most impactful collections of reserve players in the WNBA. The Liberty's bench performance leads the league in 3-point shooting (36.7%), true shooting (57.0%) and has totaled a 39.2 defensive rating, second only to Atlanta (35.2).
  - New York's reserves have combined for 30+ points on 50.0% from the floor and beyond the arc five times in 2025 - tied with Connecticut, Dallas and Phoenix for the second-most such games this season. *See the chart for teams with 30+ points, 50.0% FG, 50.0% 3FG bench performances.*
  - Shining on both ends of the court, the Liberty's bench has tallied the third-best net rating in the league (1.6) with Atlanta's (1.8) and Minnesota's (4.3) ratings ahead of them.

#	TOT GP	SEASON
6	40	2023
6	40	2024
<b>6</b>	<b>41</b>	<b>2025</b>
3	34	2016
3	34	2017

#	TOT GP	SEASON
<b>16</b>	<b>41</b>	<b>2025</b>
6	40	2024
8	40	2023

#	SEASON
444	2023
405	2024
<b>396</b>	<b>2025</b>
349	2022

TEAM	RECORD
<b>NYL</b>	<b>5-0</b>
PHX	5-0
SEA	4-0



## Player Notes

- **II DBL-DBLS:** On Aug. 24, **Jonquel Jones** tallied 18 points (8-for-10 FG, 2-for-4 3FG) and 11 rebounds, marking her 101<sup>st</sup> career double-double.
  - Since joining New York ahead of the 2023 season, Jones has tallied 33 double-doubles in the regular season, which is the seventh-most in the league over that span.
  - New York is a perfect 33-0 in regular season games where Jones notches a double-double.
    - She joins Vickie Johnson (4-0) and Kelsey Bone (2-0) as the only Liberty players who posted multiple double-doubles with the team and an undefeated record.
  - *See the chart for a look at where Jones ranks in career double-doubles in WNBA history.*
  - Jones is the only player in the WNBA averaging over 14 points, eight rebounds and 40.0% from three with her 14.4 points per game, 8.4 rebounds per game, and 44.1% 3FG% marks.
- **BIG MEESSE:** Fresh off a FIBA EuroBasket Most Valuable Player run, **Emma Meesseman** has provided an instant impact for the New York Liberty in her return to the WNBA.
  - *See the table for a look the Liberty in the six games post-All-Star break and the first six games with the addition of Meesseman.*
  - With the first eight games of her 2025 WNBA campaign, she is the only player to record at least 10 points in each game and shoot at least 54.0% from the field to open her 2025 season.
  - In Meesseman's first WNBA back-to-back since 2022, she scored 24 points on 8/12 and 8/13, including her 22<sup>nd</sup> career double-double in the second game (24 points, 11 rebounds). This also marked her first consecutive 24-point games in her WNBA career.
- **SOPHMORE SZN:** On June 16, **Leonie Fiebich** made her 40<sup>th</sup> career start (including the postseason). Following that victory, her win total reached 34, the most of any WNBA player in her first 40 starts.
  - When compared to her fellow second-year players who have appeared in at least 30 games, Fiebich shines, leading in offensive rating (104.7), defensive rating (98.9), net rating (+5.9), and per game plus/minus (+3.3). *See the chart for how Fiebich's shooting ranks compared to her sophomore peers with 30+ games played.*
  - Fiebich is one of only two players with no more than three years of WNBA experience to have a top five ranking in offensive rating, defensive rating and net rating among Eastern Conference forwards with at least 30 appearances this season.
    - *See the table for details on how Fiebich stacks up to her fellow Eastern Conference forwards.*

RANK	PLAYER	#
5 <sup>th</sup>	A'ja Wilson	118
6 <sup>th</sup>	Nneka Ogumike	115
7 <sup>th</sup>	Alyssa Thomas	102
8 <sup>th</sup>	Jonquel Jones	101

	GP	+/-	RPG	OFFRTG
7/22-8/1	6	-1.3	32.8	103.2
8/3-8/13	6	+3.2	33.2	107.5

STAT	%	RANK
FG %	.490	2 <sup>nd</sup>
EFG%	.604	1 <sup>st</sup>
TS%	.645	1 <sup>st</sup>

PLAYER	EXP	OR (RANK)	DR (RANK)	NR (RANK)
Leonie Fiebich	1	104.7 (5 <sup>th</sup> )	98.9 (4 <sup>th</sup> )	5.9 (4 <sup>th</sup> )
Naz Hillmon	3	109.2 (1 <sup>st</sup> )	96.0 (2 <sup>nd</sup> )	13.1 (1 <sup>st</sup> )



- **ON CLOUD NINE:** **Natasha Cloud** opened her Liberty career on 5/17 vs. the Las Vegas Aces and became the first WNBA player to record at least 22 points, six rebounds, and nine assists in her debut with a new franchise. Upon the conclusion of the first week of play, Cloud represented the Eastern Conference when she won her first-ever WNBA Player of the Week award.

- Of players with at least 35 games under their belt this season, Cloud has the second-best assist/turnover ratio in the league (2.84) and has the eighth-highest rate of assists per game (5.2), in addition to averaging only 1.8 turnovers a game. She is the only player to rank in the top eight of both categories while averaging less than two turnovers per game

YEAR	#	GP
2023	5	37
<b>2025</b>	<b>4</b>	<b>38</b>
2021	2	27
2024	2	37
2022	1	34

- Cloud has tallied at least 20 points and five assists four times thus far in 2025. *See the chart for Cloud's history of 20-point, five assist games.*

- Her back-to-back 20-point performances on 6/29 and 7/3 match her longest streak of consecutive 20-point games, previously set on 7/23 and 7/26/2023.

- **KB FROM THREE:** Thus far in 2025, **Kennedy Burke** holds the seventh-highest 3-point shooting percentage (of qualified players) in the WNBA as she is connecting 44-of-104 (42.3%) attempts from beyond the arc.
  - 2025 has seen Burke reach new peaks. Playing more minutes than ever (21.8 minutes per game), she has solidified herself as a go-to reserve player and a confident starter when called upon.
  - Burke's true shooting percentage (59.8%) is the highest of her career. She has hit more threes this season than she has in her past three years in the WNBA combined (2021: 6-for-18; 2022: 11-for-32; 2024: 15-for-58).

- *See the table for Kennedy Burke's growth over the past three seasons.*

YEAR	OFFRTG	PPG	AST/TO	+/-
<b>2025</b>	<b>102.2</b>	<b>8.2</b>	<b>1.40</b>	<b>+1.4</b>
2024	97.3	3.4	1.22	+0.9
2022	89.4	5.4	0.88	-1.5
2021	93.5	2.9	0.64	-2.2





- **SA-THREE-NA:** On 6/5 against Washington, **Sabrina Ionescu** hit two 3-pointers to become the Liberty's all-time leading 3-point scorer, surpassing Crystal Robinson's 400 3-point field goals. Her career total currently stands at 459 made 3-point shots.
  - With 80 made threes on the season thus far, Sabrina Ionescu has the eighth-most made shots from deep in the league.
  - The 5/29 contest against the Washington Mystics featured Ionescu hitting five 3-pointers in the first half, matching her career high.
  - For the first time in her career, Ionescu has scored at least 30 points in consecutive games (6/14: 34 pts, 6/17: 34 pts). She is only the second Liberty player to do this after Breanna Stewart (8/28-30/2024) and the first WNBA player to do so since Atlanta's Rhyne Howard's three game streak in 2024 (9/3-8/2024). She joins Diana Taurasi (2006), Liz Cambage (2018) and Kahleah Copper (2024) as the only WNBA players to reach 34 points in back-to-back games.
  - In the three-game stretch from 7/3 to 7/8, Ionescu recorded at least 20 points, five rebounds and five assists in each game. This is the longest such streak in Liberty history and marks the second-longest in WNBA history, one game shy of Caitlin Clark's four-game run from 7/17 - 8/24/2023.
  - Ionescu earned the WNBA's Eastern Conference Player of the Week award for Week 7 and Week 8. This is the first time she received this award in consecutive weeks, marking her 10<sup>th</sup> total honor.
  - On 7/18, Ionescu won her second WNBA 3-Point Contest. Only Allie Quigley's four titles rank above her.
  - With her July Kia WNBA Eastern Conference Player of the Month award, Ionescu secured her fifth monthly award, the second-most in franchise history.
    - *See the table for Ionescu's performance leading up to her award wins.*
  - On 8/3, Sabrina Ionescu totaled a season-high 36 points (14-for-22 FG, 7-for-7 FT), 11 rebounds and four assists. That being her second performance surpassing 30-10-4, she is the only guard in WNBA history to achieve this feat more than once.
  - On 8/12, she totaled 14 points (4-for-8 FG, 2-for-4 3FG, 4-for-4 FT) and six assists mark the 61st such performance of her career — the seventh-most by a guard in WNBA history.
  - In the 8/19 victory over Minnesota, Ionescu hit two triples from beyond 30-foot range. She is the first player in franchise history to connect on multiple shots from such a distance.
  - In that same game, Ionescu finished with 17 points and 11 assists. This followed her 13 points-10 rebounds performance against Minnesota on 8/16. She is just the second Liberty player to record points-rebounds and points-assists double-doubles in consecutive games.
  - Sabrina Ionescu is now the fastest player to reach 600 points, 150 rebounds, and 180 assists in WNBA history, doing so in 34 games. She bested her own record set in 2022 and 2023 with 36 games.
  - In the 8/25 contest against Connecticut, Ionescu became just the fourth all-time Liberty player to record 1,000 made field goals.

AWARD	PPG	RPG	APG
POTW – Week 7	19.8	6.3	6.3
POTW – Week 8	24.0	6.0	7.7
POTM - July	21.4	5.5	6.6





- **STEW YORK CITY:** After a 13-game absence due to injury, **Breanna Stewart** returned on 8/25 with a 19-point performance in just under 21 minutes of play. Stewart is just the seventh player this season to record a 19+ point game in less than 21 minutes on the court.

- Stewart has been an anchor for the Liberty's defensive presence in her 25 appearances, ranking in the top 10 for many defensive metrics. *See the table for a overview of her defensive performance compared to players who are averaging a minimum of 30 minutes per game.*
- Over three games (6/14–19), Breanna Stewart scored at least 23 points in each contest. This matches her longest such streak since joining the Liberty.
  - The longest such streak in Liberty history is four games, a mark achieved by Sabrina Ionescu (6/1–7/2022) and Tina Charles (5/29–6/7/2018, and 6/14–22/2016).

STAT	#	RANK
DEF RATING	97.4	3
DREB	5.5	7
%DREB	25.8%	8
DEF WIN SHARE	0.167	4
OPP PTS IN THE PAINT	26.0	2

- **YEAR THREE SCORING SPREE**

- Among the WNBA's leading scorers are **Sabrina Ionescu** (sixth, 18.8 ppg) and **Breanna Stewart** (tenth, 18.0 ppg). New York joins Los Angeles as the only teams to have multiple players earn a top 10 ranking (Kelsey Plum: fourth, 19.9 ppg & Dearica Hamby: ninth, 18.3 ppg).
- Stewart and Ionescu have scored at least 20 points each in the same game three times this season. Their current total of 14 is the most for any pair of teammates in Liberty history.
  - *See the chart for the number of Stewart, Ionescu 20+ points games in each year of their partnership.*
- So far in 2025, Ionescu has logged 14 20+ point performances and Stewart has 10 such games to her name. The high-scoring duo each tallied 16 such games during the 2024 regular season en route to a WNBA championship. *See the table below for the pairs' ranking in Liberty history for 20+ point games.*

YEAR	G	GP
2023	8	40
2024	3	40
2025	3	23

RANK	PLAYER	#	RANK	PLAYER	#
1 <sup>st</sup>	Tina Charles	93	3 <sup>rd</sup>	Sabrina Ionescu	62
2 <sup>nd</sup>	Cappie Pondexter	71	4 <sup>th</sup>	Breanna Stewart	52



## Career Milestones

- When **Sabrina Ionescu** reached 14 points on 8/21 against Chicago, she became just the third player in franchise history to total 3,000 points. On 6/5 against Washington, **Breanna Stewart** passed Tari Phillips to move into the No. 8 spot on New York's all-time scoring list after surpassing 131 points on the season.

○ See the chart for a look at where Ionescu and Stewart currently rank in career points in Liberty history.

RANK	PLAYER	PTS	RANK	PLAYER	PTS
1st	Tina Charles	3,739	6th	Crystal Robinson	2,301
2nd	Vickie Johnson	3,248	7th	Shameka Christon	2,295
3rd	<b>Sabrina Ionescu</b>	<b>3,013</b>	8th	<b>Breanna Stewart</b>	<b>2,200</b>
4th	Cappie Pondexter	2,970	9th	Tari Phillips	1,826
5th	Becky Hammon	2,367	10th	Essence Carson	1,790

- Natasha Cloud** has surpassed Becky Hammon on the WNBA's all-time assists leaderboard. She sits in the No. 9 spot with 1,721 career dimes.
- With her first field goal attempt on July 6 vs. the Seattle Storm, **Natasha Cloud** hit her 300<sup>th</sup> career 3-pointer. She is only the 67<sup>th</sup> player in WNBA history to reach this milestone. In the June 16 matchup versus the Indiana Fever, Cloud recorded her 1,000<sup>th</sup> career rebound.
- With her 34-point performance in the 6/14 contest against Indiana, **Ionescu** reached the 2,500 milestone in 153 games. This makes her the third fastest Liberty player to achieve this feat, after Cappie Pondexter (130) and Tina Charles (133).
- This season, **Breanna Stewart** achieved the 5,500 point milestone in 266 games, which ties Diana Taurasi for the league's record for fastest to this mark. Stewart is the league's 11<sup>th</sup> leading defensive rebounder with 2,023 in her career. She surpassed Diana Taurasi's total of 1,970.
- Stewart** and **Jones** have climbed the ranks of the Liberty's all-time leaders in blocks. Stewart's 144 blocks as a Liberty player ranks, and Jones' 130 swatted shots is the seventh-most.
- On 6/19 against the Phoenix Mercury, **Breanna Stewart** racked up 35 points for the first time this season. It marked the 12th 35-plus-point game of her regular-season career, the third most in WNBA history. Las Vegas' A'ja Wilson holds second place with 13 and Diana Taurasi holds the all-time record with 14 such games.
  - Seven of Stewart's 35-point outings have come since she joined the Liberty in 2023. She is the only player in franchise history to record multiple 35-point games.
- Kennedy Burke** had a career night against the Aces on 7/8 with a personal record of six steals.
- On 7/30 vs. Minnesota, **Leonie Fiebich** dished out a career-high six steals.
- In the 8/3 matchup versus Connecticut, **Sabrina Ionescu** hit a career-record 14 field goals.
- The 8/12 contest against the Los Angeles gave **Sandy Brondello** her 101<sup>st</sup> regular season win as the Liberty's head coach. She is now the winningest coach in franchise history. With her 150 regular season wins in Phoenix, Brondello joins Bill Laimbeer (CON: 206, WAS: 173) as the only WNBA coaches to win 100+ games with at least two franchises.
- On 8/13, **Jonquel Jones** reached 2,500 rebounds in her WNBA career. She is one of only 16 WNBA players to reach this milestone and the fifth-fastest, doing so in 296 games.
- The 8/16 contest saw **Kennedy Burke** and **Emma Meesseman** both reach 100 career 3-pointers with their first made triples of the game.
- On 8/19, **Jonquel Jones** reached 4,000 points and 100 double-doubles in her WNBA career. Two days later in the 8/21 contest, she set her career high of five threes made in a single game.



## Team Milestones

- The New York Liberty are just the ninth team in WNBA history to begin a season 9-0.
  - See the chart for a look at the best starts to a season in WNBA history (left) and the longest single season winning streaks in team history (right).

W-L	TEAMS	SEASON	STREAK	DATES
13-0	Minnesota	2016	10	8/8 - 9/3/17
11-0	Los Angeles	2016	10	7/27 - 8/19/10
10-0	Minnesota	2012	9	5/17 - 6/10/25
<b>9-0</b>	<b>New York</b>	<b>2025</b>	8	Three times
9-0	Five instances	--		

- With a 6-0 start in Barclays Center in 2025, the New York Liberty tied the franchise's best home record to start a season.
  - See the chart for the best home starts to a season in team history.
  - Including the 2024 postseason, the Liberty won eight straight games at Barclays Center from Oct. 13, 2024, to June 17, 2025.

W-L	SEASON
6-0	1998
6-0	1997
<b>6-0</b>	<b>2025</b>
4-0	2013
4-0	2007

- New York defeated Connecticut, 100-52, on 6/1 at Barclays Center. This 48-point win marked the largest margin of victory in Liberty history, surpassing a 43-point win (88-45) over Washington on August 13, 1998. It is also the second-largest win in league history, behind Minnesota's 111-52 victory over Indiana on August 18, 2017.

- New York drilled 19 3-pointers on 5/22 at Chicago, setting a new single-game WNBA record, before matching that total on 6/1 against Connecticut.

3FG %	3FG-3FGA	TEAM	DATE
.600	18-of-30	Seattle	8/12/20 vs. Atlanta
<b>.594</b>	<b>19-of-32</b>	<b>New York</b>	<b>6/1/25 vs. Connecticut</b>
.581	18-of-31	New York	7/6/22 at Las Vegas
<b>.559</b>	<b>19-of-34</b>	<b>New York</b>	<b>5/22/25 at Chicago</b>
.548	17-of-31	Washington	6/11/24 at Atlanta

- See the chart for the highest 3-point field goal percentage in a single game (min. 30 3FGA) all-time (**bold = this season**).

- In the 7/13 79-72 win over the Atlanta Dream, New York completed the team's largest comeback of the season. After facing a 19-point deficit in the second quarter, the Liberty scored 48 points in the second half, matching the squad's second-highest 2025 scoring total in the last two quarters.
- New York has claimed four WNBA Eastern Conference Player of the Year honors in 2025, leading the conference for weekly award wins this season.

TEAM	2025	TEAM	ALL-TIME
NYL	4	LAS	65
ATL	3	<b>NYL</b>	<b>64</b>
IND	3	CON	57
WAS/CHI	1 (each)	MIN	53

- See the table for New York's success in POTW awards this season and all-time.

- The Liberty's 87-78 win over the Sun secured the franchise's 500<sup>th</sup> regular season victory. New York joins Connecticut, Minnesota and Los Angeles as the only franchises to achieve this milestone.
- In the 8/12 contest versus the Los Angeles Sparks, New York marked a franchise-record four-game streak of at least five players scoring 10+ points.



2025-26 REGULAR SEASON	PPG	OPP. PPG	FG%	3FG%	FT%	RPG	APG	SPG	TO	BPG
Liberty	84.5	80.6	.452	.355	.832	33.5	21.7	7.76	14.0	4.32
Storm	82.5	80.2	.451	.344	.771	30.9	21.5	8.55	12.3	5.05



2024-25 REGULAR SEASON INDIVIDUAL BESTS				2024-25 REGULAR SEASON STORM BESTS				2024-25 REGULAR SEASON TEAM			
Points	32	Breanna Stewart @ SEA 8/30/24		Points	26	Skylar Diggins @ SEA 8/30/24		Biggest Win	13	@ SEA 8/30/24	
Rebounds	11	Jonquel Jones @ SEA 8/30/24, Breanna Stewart vs. SEA 5/20/24		Rebounds	9	Jewell Loyd vs. SEA 5/20/24		** No Biggest Loss **			
Assists	8	Sabrina Ionescu vs. SEA 9/5/24, Sabrina Ionescu @ SEA 8/30/24, Sabrina Ionescu vs. SEA 5/20/24		Assists	7	Skylar Diggins @ SEA 8/30/24, Skylar Diggins vs. SEA 5/20/24					

ALL-TIME SERIES FACTS	
Longest Win Streak	8 Wins
Biggest Win	23 pts: 78-55, 07/19/00
Biggest Loss	41 pts: 64-105, 08/18/20
Most Points Scored	98-85, 08/30/24
Most Points Allowed	53-84, 07/01/07
Top Scorer (NYL)	Breanna Stewart: 32 pts, 98-85 @ SEA, 08/30/24
Top Scorer (SEA)	Jewell Loyd: 35 pts, 83-79, 08/18/21

2025-26 REGULAR SEASON VS. STORM			2024-25 REGULAR SEASON VS. STORM			SERIES HISTORY VS. STORM				
DATE	SITE	TIME/RESULT	DATE	SITE	RESULT		ALL-TIME	STREAKS	LAST WIN	LAST LOSS
6/22/25	Seattle	L, 79-89	5/20/24	New York	W, 74-63	Overall	28-28	Lost 2	9/5/24	7/6/25
7/6/25	New York	L, 70-79	8/30/24	Seattle	W, 98-85	Home	16-11	Lost 1	9/5/24	7/6/25
9/5/25	Seattle	10:00 pm	9/5/24	New York	W, 77-70	Road	12-15	Lost 1	8/30/24	6/22/25

### CONNECTIONS

**Breanna Stewart** was selected first overall by the Seattle Storm in the 2016 WNBA Draft and went on to win Rookie of the Year. She captured two WNBA championships (2018, 2020) and earned her first league MVP award in 2018 while with the Storm.

**Stewart** remained in Seattle through the 2022 season, during which she was named to the All-WNBA First Team and All-Defensive First Team, selected as an All-Star, finished third in Defensive Player of the Year voting, and was runner-up in MVP voting. Storm head coach **Noelle Quinn** played alongside **Stewart** in Seattle from 2016 to 2018. Liberty head coach **Sandy Brondello** coached current Seattle guard **Skylar Diggins** during their time with the Phoenix Mercury from 2020 to 2021. Storm forward-center **Ezi Magbegor** also played under **Brondello** while representing Australia in the 2024 Olympics. In that same Olympic tournament, **Marine Johannès** and Seattle forward **Gabby Williams** competed for the French national team.

**Williams** previously won two NCAA championships with **Stewart** at the University of Connecticut from 2014 to 2016. Storm forward **Katie Lou Samuelson** was also part of the 2015–16 UConn championship team. **Samuelson** has shared locker rooms with several Liberty players throughout her professional career. In the 2020 WNBA season, she played for the Dallas Wings alongside **Isabelle Harrison**. In 2021, **Kennedy Burke** played for Seattle alongside **Stewart**, **Samuelson**, and **Epiphanny Prince**, Director of Player Engagement and Community Relations for the Liberty. In the inaugural season of Unrivaled, **Samuelson** teamed up with **Sabrina Ionescu** and **Natasha Cloud** for Phantom Basketball Club. **Cloud** also played with Seattle guard **Brittney Sykes** on the Washington Mystics in 2023. Seattle guard **Erica Wheeler** was a member of the New York Liberty in 2015. The 2019 Indiana Fever roster featured both **Burke**, in her rookie season, and **Wheeler**. **Jonquel Jones** played with Storm guard **Lexie Brown** on the Connecticut Sun in 2016.

### MOST RECENT MATCHUP

STORM 79, LIBERTY 70 – JULY 6, 2025 – BARCLAYS CENTER – BROOKLYN, NY – GAME #18 (12-6, 7-2 HOME)																			
TEAM	1	2	3	4	OT	FINAL	FG	FGA	FG%	3FG%	FT%	OR	DR	TR	A	PF	ST	TO	BS
SEA	22	19	22	16	-	79	32	71	.451	.294	.714	8	27	35	21	14	11	11	6
NYL	18	26	6	20	-	70	24	68	.353	.375	.813	11	25	36	17	12	7	17	5
TEAM	HIGH PTS		HIGH REB		HIGH AST		TEAM	HIGH PTS		HIGH REB		HIGH AST							
NYL	S. Ionescu: 22		S. Ionescu: 9		S. Ionescu: 6		SEA	G. Williams: 16		D. Malonga: 8		S. Diggins: 6							

2025-26 REGULAR SEASON	PPG	OPP. PPG	FG%	3FG%	FT%	RPG	APG	SPG	TO	BPG
Mystics	77.9	81.6	.441	.332	.759	33.0	19.2	6.61	15.4	3.12
Liberty	84.5	80.6	.452	.355	.832	33.5	21.7	7.76	14.0	4.32



2024-25 REGULAR SEASON INDIVIDUAL BESTS	2024-25 REGULAR SEASON MYSTICS BESTS	2024-25 REGULAR SEASON TEAM
Points 29 Jonquel Jones vs. WAS 6/9/24	Points 22 Ariel Atkins @ WAS 9/17/24	Biggest Win 16 @ WAS 9/17/24
Rebounds 15 Breanna Stewart vs. WAS 5/31/24	Rebounds 10 Brittney Sykes @ WAS 5/14/24	** No Biggest Loss **
Assists 8 Sabrina Ionescu vs. WAS 6/9/24, Sabrina Ionescu @ WAS 5/14/24	Assists 7 Myisha Hines-Allen vs. WAS 6/9/24, Julie Vanloo vs. WAS 5/31/24, Brittney Sykes @ WAS 5/14/24	

ALL-TIME SERIES FACTS	NEW YORK VS WASHINGTON
Longest Win Streak	6 wins, 05/14/24-06/05/25
Biggest Win	43 points: 88-45, 08/13/98
Biggest Loss	35 points: 60-95 @ WAS, 05/23/06
Most Points Scored	96 points, 96-87 @ WAS, 07/21/23
Most Points Allowed	101 points, 72-101 @ WAS, 05/21/21
Top Scorer (NYL)	Sabrina Ionescu: 31 pts, NYL W 89-88 (OT), 06/25/23
Top Scorer (WSH)	Tina Charles: 34 pts, WAS W 72-101, 05/21/21

2025-26 REGULAR SEASON VS. MYSTICS			2024-25 REGULAR SEASON VS. MYSTICS			SERIES HISTORY VS. MYSTICS				
DATE	SITE	TIME/RESULT	DATE	SITE	RESULT		ALL-TIME	STREAKS	LAST WIN	LAST LOSS
5/30/25	Washington	W, 85-63	5/14/24	Washington	W, 85-80	Overall	57-42	Won 7	8/28/25	9/10/23
6/5/25	Washington	W, 86-78	5/31/24	New York	W, 90-79	Home	33-15	Won 3	8/28/25	9/10/23
8/28/25	New York	W, 89-63	6/9/24	New York	W, 93-88	Road	23-26	Won 5	6/5/25	5/19/23
9/9/25	New York	7:00 pm	9/17/24	Washington	W, 87-71					

CONNECTIONS

In the 2024 Paris Olympics, **Sandy Brondello** coached Mystics guard **Jade Melbourne** and the Australian Women's National Team to a bronze medal. **Natasha Cloud** was drafted with the number 15 overall pick in the 2015 WNBA Draft by the Washington Mystics and won a WNBA Championship with the team in 2019. Also part of that 2019 championship team was **Emma Meesseman**, who played for Washington from 2013 to 2017 and 2019 to 2020 after the organization drafted her with the 19th overall selection in the 2013 WNBA Draft. **Kennedy Burke** was part of the Washington Mystics' 2022 squad. Washington center **Stefanie Dolson** played for the New York Liberty in the 2022 and 2023 WNBA seasons. **Andrew Wade** was a member of the Washington Mystics staff from 2019 to 2024 and coached **Dolson** in Unrivaled for the Laces Basketball Club. **Breanna Stewart** and Mystics forward **Aaliyah Edwards** were part of the Mist Basketball Club in Unrivaled this past winter. **Stewart** and **Dolson** won two NCAA National Championships at the University of Connecticut. **Cloud** and **Sutton** were part of the 2024 Phoenix Mercury roster.

LIBERTY 87, MYSTICS 71 – SEPTEMBER 17, 2024 – ENTERTAINMENT AND SPORTS ARENA – WASHINGTON, DC – GAME #39 (32-7, 16-4 AWAY)																			
TEAM	1	2	3	4	OT	FINAL	FG	FGA	FG%	3FG%	FT%	OR	DR	TR	A	PF	ST	TO	BS
NYL	29	18	25	15	-	87	34	75	.453	.258	.733	12	33	45	24	25	9	12	5
WAS	18	19	17	17	-	71	23	61	.377	.346	.842	3	26	29	16	14	4	17	4
TEAM	HIGH PTS		HIGH REB		HIGH AST		TEAM	HIGH PTS		HIGH REB		HIGH AST							
NYL	B. Stewart: 15		B. Stewart: 10		S. Ionescu: 7		WAS	A. Atkins: 22		E. Engstler: 8		K. Samuelson: 4							





## VALKYRIES 66, LIBERTY 58 – SEPTEMBER 2, 2025 – CHASE CENTER – SAN FRANCISCO, CA – GAME #41 (24-17, 8-12 AWAY)

TEAM	1	2	3	4	OT	FINAL	FG	FGA	FG%	3FG%	FT%	OR	DR	TR	A	PF	ST	TO	BS
NYL	18	8	18	14	-	58	18	57	.316	.259	.789	6	23	29	15	18	10	15	4
GSV	14	26	16	10	-	66	22	59	.373	.269	.750	9	26	35	15	17	5	15	1
TEAM	HIGH PTS					HIGH REB					HIGH AST					TEAM	HIGH PTS	HIGH REB	HIGH AST
NYL	N. Cloud/B. Stewart: 19					K. Burke/N. Cloud/E. Meesseman/B. Stewart: 5					N. Cloud/L. Fiebich: 4					GSV	T. Fágbenlé: 16	V. Burton: 9	V. Burton: 9

## MERCURY 80, LIBERTY 63 – AUGUST 30, 2025 – PHX ARENA – PHOENIX, AZ – GAME #40 (24-16, 8-11 AWAY)

TEAM	1	2	3	4	OT	FINAL	FG	FGA	FG%	3FG%	FT%	OR	DR	TR	A	PF	ST	TO	BS
NYL	16	23	10	14	-	63	24	54	.444	.320	.636	5	23	28	17	13	7	19	2
PHO	17	20	18	25	-	80	30	63	.476	.444	.571	9	21	30	22	12	9	12	5
TEAM	HIGH PTS					HIGH REB					HIGH AST					TEAM	HIGH PTS	HIGH REB	HIGH AST
NYL	E. Meesseman: 17					L. Fiebich/J. Jones/B. Stewart: 6					N. Cloud/J. Jones: 4					PHO	K. Copper: 22	N. Mack: 10	A. Thomas: 9

## LIBERTY 89, MYSTICS 63 – AUGUST 28, 2025 – BARCLAYS CENTER – BROOKLYN, NY – GAME #39 (24-15, 16-5 HOME)

TEAM	1	2	3	4	OT	FINAL	FG	FGA	FG%	3FG%	FT%	OR	DR	TR	A	PF	ST	TO	BS
WAS	20	17	12	14	-	63	27	65	.415	.208	.667	6	16	22	17	17	4	12	3
NYL	18	25	19	27	-	89	28	56	.500	.476	.821	7	28	35	23	10	7	9	0
TEAM	HIGH PTS					HIGH REB					HIGH AST					TEAM	HIGH PTS	HIGH REB	HIGH AST
NYL	I. Harrison: 16					B. Stewart: 9					S. Talbot: 6					WAS	S. Citron: 18	S. Austin: 5	A. Clark/E. Engstler: 4

## LIBERTY 81, SUN 79 – AUGUST 25, 2025 – BARCLAYS CENTER – BROOKLYN, NY – GAME #38 (23-15, 15-5 HOME)

TEAM	1	2	3	4	OT	FINAL	FG	FGA	FG%	3FG%	FT%	OR	DR	TR	A	PF	ST	TO	BS
CON	15	21	23	20	-	79	30	71	.423	.476	.643	12	22	34	16	18	7	12	0
NYL	27	10	21	23	-	81	29	58	.500	.389	.842	6	24	30	25	17	4	14	4
TEAM	HIGH PTS					HIGH REB					HIGH AST					TEAM	HIGH PTS	HIGH REB	HIGH AST
NYL	B. Stewart: 19					J. Jones: 11					S. Ionescu: 9					CON	L. Lacan: 22	A. Morrow: 15	M. Mabrey: 5



PLAYER	GP-GS	MIN	MPG	FG-ATT	FG%	3FG-ATT	3FG%	FT-FTA	FT%	OFF	DEF	TOT/AVG	AST	APG	PF-D	STL	SPG	TO	BLK	BPG	PTS	AVG
Ionescu, S.	36-36	1,141	31.7	223-558	.400	80-264	.303	150-161	.932	29	146	175/4.9	196	5.4	60-146	47	1.31	98	16	0.44	676	18.8
Stewart, B.	28-28	861	30.8	169-371	.456	18-83	.217	148-180	.822	28	154	182/6.5	98	3.5	56-143	39	1.39	58	35	1.25	504	18.0
Jones, J.	28-28	764	27.3	143-285	.502	52-118	.441	64-84	.762	43	192	235/8.4	75	2.7	69-87	14	0.50	62	31	1.11	402	14.4
Cloud, N.	38-38	1,111	29.2	142-329	.432	49-145	.338	58-67	.866	14	128	142/3.7	199	5.2	114-57	48	1.26	70	11	0.29	391	10.3
Fiebich, L.	34-34	968	28.5	99-202	.490	46-108	.426	48-55	.873	21	101	122/3.6	63	1.9	83-56	31	0.91	43	14	0.41	292	8.6
Johannès, M.	41-5	782	19.1	99-246	.402	64-185	.346	16-19	.842	13	68	81/2.0	67	1.6	45-20	24	0.59	50	12	0.29	278	6.8
Burke, K.	33-9	721	21.8	93-202	.460	44-104	.423	39-52	.750	20	55	75/2.3	42	1.3	43-44	27	0.82	30	16	0.48	269	8.2
Meesseman, E.	14-12	380	27.1	76-136	.559	11-16	.688	23-28	.821	18	56	74/5.3	48	3.4	24-37	19	1.36	32	11	0.79	186	13.3
Harrison, I.	31-1	339	10.9	64-126	.508	4-13	.308	32-41	.780	27	56	83/2.7	21	0.7	43-29	19	0.61	20	2	0.06	164	5.3
Gardner, R.	38-4	449	11.8	47-95	.495	16-36	.444	20-24	.833	23	44	67/1.8	24	0.6	57-22	21	0.55	20	7	0.18	130	3.4
Sabally, N.	15-10	291	19.4	35-71	.493	1-7	.143	17-25	.680	26	48	74/4.9	13	0.9	36-23	9	0.60	16	16	1.07	88	5.9
Talbot, S.	19-0	258	13.6	18-42	.429	8-23	.348	9-14	.643	12	36	48/2.5	34	1.8	20-13	10	0.53	19	5	0.26	53	2.8
Sherrod, J.	18-0	104	5.8	6-20	.300	3-11	.273	7-9	.778	2	9	11/0.6	10	0.6	17-12	10	0.56	11	0	0.00	22	1.2
Davis, M.	9-0	31	3.4	1-4	.250	0-3	.000	6-7	.857	1	4	5/0.6	1	0.1	2-4	0	0.00	3	1	0.11	8	0.9
LIBERTY	41	8,193	199.8	1,215-2,687	.452	396-1,116	.355	637-766	.832	277	1,097	1,374/33.5	891	21.7	669-693	318	7.76	532	177	4.32	3,463	84.5
OPPONENTS	41	8,193	199.8	1,216-2,884	.422	340-1,081	.315	534-721	.741	414	1,059	1,473/35.9	805	19.6	693-669	289	7.05	525	131	3.20	3,306	80.6
PLAYER		MIN	FG	ATT	FG%	3FG	ATT	3FG%	FT	FTA	FT%	OFF	DEF	TOT	AST	PF	FD	STL	TO	BLK	PTS	
Davis, M.		8 (2)	1	1 (4)	1.000	--	1 (3)	--	2 (2)	2 (3)	1.000 (3)	1	2	2 (2)	1	1 (2)	1 (4)	--	2	1	3	
Sherrod, J.		18	2 (2)	5	1.000	1 (3)	3 (2)	1.000	3	3 (2)	1.000 (3)	1 (2)	3	3	3	3 (2)	4	3	2 (3)	--	8	
Gardner, R.		34	5	10	1.000 (5)	2 (2)	5	1.000 (8)	4	4	1.000 (7)	3	5	6	4	5	2 (7)	2 (5)	2 (2)	1 (7)	12	
Sabally, N.		31	6	12	1.000 (2)	1	3	.500	4	7	1.000 (5)	4 (2)	7 (2)	9 (3)	3	5	5	4	3 (3)	4	16	
Cloud, N.		36	8 (3)	17	1.000	4	7 (4)	1.000 (2)	6	6 (3)	1.000 (13)	2	6 (3)	7	10 (2)	5 (6)	4 (3)	5	6	2 (3)	23	
Fiebich, L.		34	8	12	1.000	4	6	1.000 (2)	5	6	1.000 (15)	3 (2)	8 (2)	9 (2)	6	6	5	3	5	3 (3)	21	
Ionescu, S.		38	14	23	.667	6	15	.667	9 (2)	10	1.000 (26)	3 (2)	8 (2)	11	11	6	8	4 (2)	7 (2)	2 (3)	36	
Harrison, I.		21	7	13	.833	2	2 (2)	1.000 (2)	4 (2)	6	1.000 (8)	3 (3)	5 (3)	6 (3)	2 (5)	5	4	3 (2)	3	1 (2)	16	
Burke, K.		32	6 (2)	14	1.000	4 (4)	9	1.000 (5)	5	6	1.000 (10)	4	6	7	4	5	4	6	4	3	20	
Johannès, M.		36	7	13	1.000	6	11	1.000	3 (4)	4	1.000 (4)	2 (2)	5	6	6	4	3	4	4 (2)	1 (12)	18	
Stewart, B.		38	11	19 (2)	.800	3	6	1.000	15	19	1.000 (9)	4	11	14	7 (3)	4 (3)	16	3 (6)	6	4	35	
Jones, J.		36	9 (2)	16 (2)	1.000	5	11	1.000	9	9	1.000 (7)	4 (4)	15	18	6 (2)	5 (2)	6	2 (3)	5 (3)	4	26	
Talbot, S.		28	5	7	1.000 (2)	3 (2)	5	1.000	3 (2)	5	1.000 (2)	2 (2)	6 (3)	7 (2)	6	3 (2)	3	2 (3)	5	3	13 (2)	
Meesseman, E.		32	9	15 (2)	.778	2 (3)	3 (2)	1.000 (5)	6 (2)	7	1.000 (4)	3 (3)	7 (2)	10	7	5 (2)	7	4	6	2	24 (2)	
LIBERTY		200 (41)	38	78	.623	19 (2)	38	.594	25	32	1.000	13	37 (2)	50	30 (2)	24	25	14	21	9 (2)	105	
OPPONENTS		200 (41)	41	82 (2)	.529	18	39	.486	25	33	1.000	17	37	58	30	25	24	13 (2)	23	8	106	



NYL	OPP		NYL	OPP		NYL	OPP	NYL	OPP					
DATE	OPPONENT	OVERALL REC	W/L	1ST HALF	1ST HALF	POINT DIFF.	2ND HALF	2ND HALF	POINT DIFF.		BIGGEST LEAD	BIGGEST LEAD	TOTAL	TOTAL
5/17	Las Vegas	1-0	W	47	33	14	45	45	0		17	2	92	78
5/22	at Chicago	2-0	W	53	32	21	46	42	4		31	3	99	74
5/24	at Indiana	3-0	W	55	46	9	35	42	-7		15	12	90	88
5/27	Golden State	4-0	W	48	29	19	47	38	9		33	0	95	67
5/29	Golden State	5-0	W	37	37	0	45	40	5		6	4	82	77
5/30	at Washington	6-0	W	44	32	12	41	31	10		22	2	85	63
6/1	Connecticut	7-0	W	60	28	32	40	24	16		57	0	100	52
6/5	at Washington	8-0	W	49	34	15	37	44	-7		16	6	86	78
6/10	Chicago	9-0	W	52	32	20	33	34	-1		34	0	85	66
6/14	at Indiana	9-1	L	50	53	-3	38	49	-11		11	16	88	102
6/17	Atlanta	10-1	W	40	43	-3	46	38	8		5	17	86	81
6/19	Phoenix	10-2	L	38	41	-3	43	48	-5		6	10	81	89
6/22	at Seattle	10-3	L	42	43	-1	37	46	-9		5	10	79	89
6/25	at Golden State	11-3	W	46	43	3	35	35	0		6	6	81	78
6/27	at Phoenix	11-4	L	43	61	-18	48	45	3		2	19	91	106
6/29	at Atlanta	11-5	L	34	47	-13	47	43	4		1	20	81	90
7/3	Los Angeles	12-5	W	37	41	-4	52	38	14		13	11	89	79
7/6	Seattle	12-6	L	44	41	3	26	38	-12		5	19	70	79
7/8	Las Vegas	13-6	W	40	42	-2	47	36	11		9	7	87	78
7/13	Atlanta	14-6	W	31	42	-11	48	30	18		10	19	79	72
7/16	Indiana	15-6	W	53	38	15	45	39	6		27	2	98	77
7/22	Indiana	16-6	W	42	46	-4	56	38	18		14	8	98	84
7/25	Phoenix	17-6	W	46	46	0	43	30	13		18	12	89	76
7/26	Los Angeles	17-7	L	45	58	-13	54	43	11		4	15	99	101
7/28	at Dallas	17-8	L	36	63	-27	46	29	17		0	30	82	92
7/30	at Minnesota	17-9	L	42	51	-9	51	49	2		8	15	93	100
8/1	at Connecticut	17-10	L	37	44	-7	25	34	-9		9	16	62	78
8/3	at Connecticut	18-10	W	45	38	7	42	40	2		17	3	87	78
8/5	Dallas	19-10	W	37	35	2	48	41	7		15	4	85	76
8/8	at Dallas	20-10	W	50	34	16	38	43	-5		19	1	88	77
8/10	Minnesota	20-11	L	38	36	2	33	47	-14		8	16	71	83
8/12	at Los Angeles	21-11	W	50	44	6	55	53	2		11	4	105	97
8/13	at Las Vegas	21-12	L	43	40	3	34	43	-9		7	6	77	83
8/16	at Minnesota	21-13	L	33	38	-5	47	48	-1		6	15	80	86
8/19	Minnesota	22-13	W	48	37	11	37	38	-1		15	1	85	75
8/21	Chicago	22-14	L	46	44	2	39	47	-8		7	6	85	91
8/23	at Atlanta	22-15	L	29	48	-19	33	30	3		0	26	62	78
8/25	Connecticut	23-15	W	37	36	1	44	43	1		17	4	81	79
8/28	Washington	24-15	W	43	37	6	46	26	20		26	4	89	63
8/30	at Phoenix	24-16	L	39	37	2	24	43	-19		6	19	63	80
9/2	at Golden State	24-17	L	26	40	-14	32	26	6		5	24	58	66
9/5	at Seattle	--	--	--	--	--	--	--	--		--	--	--	--
9/9	Washington	--	--	--	--	--	--	--	--		--	--	--	--
9/11	at Chicago	--	--	--	--	--	--	--	--		--	--	--	--
2025-26 TOTALS		24-17	--	1,755	1,690	65	1,708	1,616	92		543	414	3,463	3,306
AVG/GAME		--	--	42.8	41.2	1.6	41.7	39.4	2.2		13.2	10.1	84.5	80.6

# STARTING LINEUPS AND RECORDS



LIBERTY RECORD WHEN...	OVERALL	HOME	ROAD
Outrebounding opponent	10-1	8-1	2-0
Outrebounded by opponent	13-16	8-4	5-12
Tied in Rebounding	1-0	0-0	1-0
Shooting better than opponent	20-5	14-1	6-4
Shooting worse than opponent	4-12	2-4	2-8
Shooting same than opponent	0-0	0-0	0-0
More FTM than opponent	15-7	10-3	5-4
Less FTM than opponent	8-6	6-2	2-4
Same FTM than opponent	1-4	0-0	1-4
More 3FGM than opponent	17-6	12-3	5-3
Less 3FGM than opponent	4-8	3-2	1-6
Same 3FGM than opponent	3-3	1-0	2-3
More assists than opponent	17-3	12-1	5-2
Less assists than opponent	6-13	3-4	3-9
Same assists than opponent	1-1	1-0	0-1
More turnovers than opponent	8-10	5-3	3-7
Less turnovers than opponent	12-3	7-1	5-2
Same turnovers than opponent	4-4	4-1	0-3
Bench outscores opponent bench	11-7	8-3	3-4
Opponent bench outscores NYL	12-9	8-2	4-7
Bench scoring equal	1-1	0-0	1-1
Scoring less than 80 points	1-8	1-2	0-6
Scoring between 80-89 points	15-6	10-2	5-4
Scoring between 90-99 points	6-3	4-1	2-2
Scoring between 100-109	2-0	1-0	1-0
Scoring 110 or more points	0-0	0-0	0-0
Opponent scores less than 80	20-4	14-1	6-3
Opponent scores between 80-89	3-6	2-2	1-4
Opponent scores between 90-99	1-3	0-1	1-2
Opponent scores between 100-109	0-4	0-1	0-3
Opponent scores 110 or more	0-0	0-0	0-0

NUMBER OF TIMES RECORDING	POINTS			REB	AST	BLK	STL	DD	TD
	10+	20+	30+						
Kennedy Burke	13	1	--	--	--	1	3	--	--
Natasha Cloud	21	4	--	--	2	--	3	--	--
Marquesha Davis	--	--	--	--	--	--	--	--	--
Leonie Fiebich	12	2	--	--	--	3	1	--	--
Rebekah Gardner	3	--	--	--	--	--	--	--	--
Isabelle Harrison	5	--	--	--	--	--	2	--	--
Sabrina Ionescu	31	14	5	2	1	--	4	3	--
Marine Johannès	12	--	--	--	--	--	2	--	--
Jonquel Jones	24	6	--	11	--	3	--	11	--
Emma Meesseman	12	2	--	1	--	--	3	1	--
Nyara Sabally	2	--	--	--	--	2	1	--	--
Jaylyn Sherrod	--	--	--	--	--	--	1	--	--
Breanna Stewart	25	10	1	5	--	3	6	5	--
Stephanie Talbot	3	--	--	--	--	1	--	--	--

NUMBER OF TIMES LEADING TEAM IN . . . (INCLUDES TIES)							
	PTS	REB	AST	BLK	STL	MIN	
Kennedy Burke	1	1	--	6	6	--	
Natasha Cloud	4	2	23	5	12	6	
Marquesha Davis	--	--	--	1	--	--	
Leonie Fiebich	1	3	1	4	7	--	
Rebekah Gardner	--	--	--	6	3	--	
Isabelle Harrison	1	--	--	2	4	--	
Sabrina Ionescu	13	5	16	10	12	15	
Marine Johannès	--	--	1	7	6	1	
Jonquel Jones	7	20	4	15	2	5	
Emma Meesseman	3	4	2	8	8	1	
Nyara Sabally	--	4	--	6	1	--	
Jaylyn Sherrod	--	--	--	1	2	--	
Breanna Stewart	12	11	1	13	9	13	
Stephanie Talbot	--	1	2	3	4	--	

## STARTING LINEUPS

LAST USED	GAME	FORWARD	FORWARD	CENTER	GUARD	GUARD	RECORD
6/14/25	at Fever	Burke, K.	Stewart, B.	Sabally, N.	Ionescu, S.	Cloud, N.	0-1
6/17/25	vs. Dream	Stewart, B.	Sabally, N.	Jones, J.	Ionescu, S.	Cloud, N.	1-0
6/19/25	vs. Mercury	Burke, K.	Stewart, B.	Jones, J.	Ionescu, S.	Cloud, N.	0-1
6/22/25	at Storm	Gardner, R.	Stewart, B.	Sabally, N.	Johannès, M.	Cloud, N.	0-1
6/29/25	at Dream	Gardner, R.	Stewart, B.	Sabally, N.	Ionescu, S.	Cloud, N.	1-2
7/6/25	vs. Storm	Fiebich, L.	Burke, K.	Stewart, B.	Ionescu, S.	Cloud, N.	2-1
7/8/25	vs. Aces	Burke, K.	Stewart, B.	Sabally, N.	Fiebich, L.	Ionescu, S.	1-0
7/16/25	vs. Fever	Fiebich, L.	Stewart, B.	Sabally, N.	Ionescu, S.	Cloud, N.	3-0
7/26/25	vs. Sparks	Fiebich, L.	Stewart, B.	Jones, J.	Ionescu, S.	Cloud, N.	9-1
7/28/25	at Wings	Fiebich, L.	Harrison, I.	Jones, J.	Ionescu, S.	Cloud, N.	0-1
8/1/25	at Sun	Johannès, M.	Fiebich, L.	Jones, J.	Ionescu, S.	Cloud, N.	0-2
8/21/25	vs. Sky	Fiebich, L.	Meesseman, E.	Jones, J.	Ionescu, S.	Cloud, N.	5-4
8/23/25	at Dream	Fiebich, L.	Meesseman, E.	Jones, J.	Johannès, M.	Cloud, N.	0-1
8/25/25	vs. Sun	Burke, K.	Stewart, B.	Jones, J.	Fiebich, L.	Ionescu, S.	1-0
8/28/25	vs. Mystics	Burke, K.	Meesseman, E.	Stewart, B.	Fiebich, L.	Johannès, M.	1-0
8/30/25	at Mercury	Stewart, B.	Meesseman, E.	Jones, J.	Fiebich, L.	Cloud, N.	0-1
9/2/25	at Valkyries	Stewart, B.	Fiebich, L.	Jones, J.	Burke, K.	Cloud, N.	0-1





## TEAM RECORD

	RECORD	HOME	ROAD	OT
OVERALL	24-17	16-5	8-12	--
EASTERN	13-5	8-1	5-4	--
WESTERN	11-12	8-4	3-8	--

## TEAM RECORD - BY TEAM

	RECORD	HOME	ROAD	OT
OVERALL	24-17	16-5	8-12	--
ATLANTA	2-2	2-0	0-2	--
CHICAGO	2-1	1-1	1-0	--
CONNECTICUT	3-1	2-0	1-1	--
DALLAS	2-1	1-0	1-1	--
GOLDEN STATE	3-1	2-0	1-1	--
INDIANA	3-1	2-0	1-1	--
LAS VEGAS	2-1	2-0	0-1	--
LOS ANGELES	2-1	1-1	1-0	--
MINNESOTA	1-3	1-1	0-2	--
PHOENIX	1-3	1-1	0-2	--
SEATTLE	0-2	0-1	0-1	--
WASHINGTON	3-0	1-0	2-0	--

## HEAD COACH: SANDY BRONDELLO

	TENURE	WON	LOSS	PCT.
OVERALL:		177	110	.617
W/ CLUB:		104	53	.662

## AFTER 41 GAMES: W24, L17

MARGIN	1	2	3	4	5	6	7	8	9	10	11	12	13	14	15	16	17	18	19	20	21	22	23	24	25
Won By:		2	1		2		1	2	3	2	1		1	2					1		1	1			1
Lost By:		1				3	1	2	2	2		1		1	1	2	1								

MARGIN	26	27	28	29	30	31	32	33	34	35	36	37	38	39	40	41	42	43	44	45	46	47	48	49	50+
Won By:	1		1																					1	
Lost By:																									

AT START OF:	OVERALL	HOME	ROAD	FG%:	OVERALL	HOME	ROAD
2nd-Ahead:	17-6	12-2	5-4	-44%	10-10	7-4	3-6
-Behind:	7-9	4-3	3-6	45-49%	5-5	3-0	2-5
-Tied:	0-2	0-0	0-2	50-54%	5-2	4-1	1-1
3rd-Ahead:	17-5	9-3	8-2	55-59%	3-0	1-0	2-0
-Behind:	5-12	5-2	0-10	+60%	1-0	1-0	0-0
-Tied:	2-0	2-0	0-0				
4th-Ahead:	21-4	14-2	7-2				
-Behind:	3-13	2-3	1-10				
-Tied:	0-0	0-0	0-0				



# PLAYER AND TEAM SUPERLATIVES



NEW YORK LIBERTY		OPPONENTS	
Points	36 Sabrina Ionescu at CON 08/03/2025	32 Caitlin Clark at IND 06/14/2025	
Points in a Quarter	18 Breanna Stewart (3rd) vs. PHO 06/19/2025	17 Rickea Jackson (1st) vs. LAS 07/26/2025	
Points in a Half	21 Sabrina Ionescu (2nd) at MIN 07/30/2025	25 Caitlin Clark (1st) at IND 06/14/2025	
Field Goals	14 Sabrina Ionescu at CON 08/03/2025	12 Nneka Ogumike at SEA 06/22/2025	
		12 Aliyah Boston at IND 05/24/2025	
Field Goal Attempts	23 Sabrina Ionescu vs. LVA 07/08/2025	22 A'ja Wilson vs. LVA 05/17/2025	
Field Goal Percentage	1.000 Stephanie Talbot (4-4) at DAL 07/28/2025	1.000 Temi Fagbenlé (5-5) vs. GSV 05/27/2025	
3-PT Field Goal	1.000 Nyara Sabally (4-4) vs. CHI 06/10/2025		
	6 Sabrina Ionescu vs. GSV 05/29/2025	7 Satou Sabally at PHO 06/27/2025	
3-PT FG Attempts	6 Marine Johannès vs. GSV 05/27/2025	7 Caitlin Clark at IND 06/14/2025	
3-PT FG Percentage	15 Sabrina Ionescu vs. GSV 05/29/2025	14 Caitlin Clark at IND 06/14/2025	
	1.000 Kennedy Burke (4-4) at WAS 06/05/2025	1.000 Aneesah Morrow (3-3) vs. CON 08/25/2025	
	1.000 Kennedy Burke (4-4) at CHI 05/22/2025		
Free Throws	15 Breanna Stewart vs. GSV 05/29/2025	11 A'ja Wilson at LVA 08/13/2025	
Free Throw Attempts	19 Breanna Stewart vs. GSV 05/29/2025	15 Allisha Gray vs. ATL 07/13/2025	
Free Throw Percentage	1.000 Jonquel Jones (9-9) vs. PHO 07/25/2025	1.000 A'ja Wilson (11-11) at LVA 08/13/2025	
	1.000 Sabrina Ionescu (9-9) vs. PHO 06/19/2025		
Offensive Rebounds	4 Jonquel Jones vs. PHO 07/25/2025	8 Angel Reese at CHI 05/22/2025	
	4 Breanna Stewart vs. LAS 07/03/2025		
	4 Kennedy Burke at GSV 06/25/2025		
	4 Jonquel Jones vs. ATL 06/17/2025		
	4 Nyara Sabally at IND 06/14/2025		
	4 Jonquel Jones vs. GSV 05/27/2025		
	4 Jonquel Jones at IND 05/24/2025		
	4 Nyara Sabally vs. LVA 05/17/2025		
Defensive Rebounds	15 Jonquel Jones at WAS 05/30/2025	14 A'ja Wilson vs. LVA 05/17/2025	
Total Rebounds	18 Jonquel Jones at WAS 05/30/2025	16 A'ja Wilson at LVA 08/13/2025	
		16 A'ja Wilson vs. LVA 05/17/2025	
Assists	11 Sabrina Ionescu vs. MIN 08/19/2025	15 Alyssa Thomas at PHO 06/27/2025	
Steals	6 Kennedy Burke vs. LVA 07/08/2025	4 Dearica Hamby at LAS 08/12/2025	
		4 Alanna Smith vs. MIN 08/10/2025	
		4 Maria Klundikova vs. MIN 08/10/2025	
		4 Gabby Williams at SEA 06/22/2025	
		4 Kayla Thornton vs. GSV 05/27/2025	
Blocks	4 Breanna Stewart vs. IND 07/16/2025	4 Natasha Mack at PHO 08/30/2025	
	4 Nyara Sabally vs. ATL 07/13/2025	4 Alanna Smith at MIN 08/16/2025	
	4 Jonquel Jones at CHI 05/22/2025	4 Azurá Stevens vs. LAS 07/03/2025	
Minutes	38:16 Sabrina Ionescu vs. ATL 06/17/2025	39:12 Rhyne Howard vs. ATL 06/17/2025	
Points in Paint	20 Breanna Stewart vs. IND 07/16/2025	22 Aliyah Boston at IND 05/24/2025	
Second Chance Points	11 Jonquel Jones vs. PHO 07/25/2025	12 Kamilla Cardoso vs. CHI 08/21/2025	
Fast Break Points	14 Sabrina Ionescu at IND 06/14/2025	7 Arike Ogunbowale at DAL 07/28/2025	
		7 Kayla Thornton vs. GSV 05/27/2025	

LIBERTY HIGHS	LIBERTY LOWS	CATEGORY	OPPONENTS HIGHS	OPPONENTS LOWS
105 at LAS 08/12/2025	58 at GSV 09/02/2025	Points	106 at PHO 06/27/2025	52 vs. CON 06/01/2025
32 vs. IND 07/16/2025	12 at MIN 08/16/2025	Points/1st Qtr.	35 vs. LAS 07/26/2025	10 vs. GSV 05/27/2025
32 at WAS 06/05/2025	8 at GSV 09/02/2025	Points/2nd Qtr.	33 at PHO 06/27/2025	9 at CHI 05/22/2025
60 vs. CON 06/01/2025	26 at GSV 09/02/2025	Points/1st Half	63 at DAL 07/28/2025	28 vs. CON 06/01/2025
32 vs. LAS 07/03/2025	6 vs. SEA 07/06/2025	Points/3rd Qtr.	30 (2) vs. MIN 08/10/2025	8 vs. CON 06/01/2025
31 at MIN 07/30/2025	7 at CON 08/01/2025	Points/4th Qtr.	32 at MIN 07/30/2025	7 at DAL 07/28/2025
56 vs. IND 07/22/2025	24 at PHO 08/30/2025	Points/2nd Half	53 at LAS 08/12/2025	24 vs. CON 06/01/2025
38 at LAS 08/12/2025	18 at GSV 09/02/2025	Field Goals	41 at PHO 06/27/2025	19 vs. CON 06/01/2025
78 vs. ATL 07/13/2025	53 vs. CON 06/01/2025	Field Goal Attempts	82 (2) at SEA 06/22/2025	56 vs. LAS 07/03/2025
.623 vs. CON 06/01/2025	.316 at GSV 09/02/2025	Field Goal Percentage	.529 at ATL 06/29/2025	.284 at WAS 05/30/2025
19 (2) vs. CON 06/01/2025	4 (2) at CON 08/03/2025	3-PT Field Goal	18 at PHO 06/27/2025	3 at DAL 08/08/2025
38 at WAS 05/30/2025	17 at CON 08/03/2025	3-PT FG Attempts	39 at PHO 06/27/2025	16 at WAS 05/30/2025
.594 vs. CON 06/01/2025	.190 vs. LVA 05/17/2025	3-PT FG Percentage	.486 at IND 06/14/2025	.143 at DAL 08/08/2025
25 at IND 05/24/2025	5 at MIN 08/16/2025	Free Throws	25 vs. CHI 08/21/2025	4 (2) vs. WAS 08/28/2025
32 at IND 05/24/2025	8 at MIN 08/16/2025	Free Throw Attempts	33 at MIN 08/16/2025	6 vs. WAS 08/28/2025
1.000 at DAL 08/08/2025	.538 vs. GSV 05/27/2025	Free Throw Percentage	1.000 vs. ATL 06/17/2025	.520 at CHI 05/22/2025
13 at GSV 06/25/2025	2 (3) vs. DAL 08/05/2025	Offensive Rebounds	17 at ATL 08/23/2025	4 vs. LAS 07/03/2025
37 (2) at WAS 05/30/2025	17 vs. CHI 08/21/2025	Defensive Rebounds	37 vs. ATL 07/13/2025	16 (2) vs. WAS 08/28/2025
46 at WAS 05/30/2025	27 vs. CHI 08/21/2025	Total Rebounds	47 vs. ATL 07/13/2025	22 vs. WAS 08/28/2025
30 (2) vs. IND 07/16/2025	15 (2) at GSV 09/02/2025	Assists	30 at PHO 06/27/2025	10 vs. MIN 08/19/2025
14 vs. GSV 05/27/2025	2 at ATL 08/23/2025	Steals	13 (2) vs. IND 07/22/2025	2 vs. LVA 07/08/2025
15 (41) vs. CHI 08/21/2025	15 (41) vs. CHI 08/21/2025	Team Fouls	14 (41) at CON 08/03/2025	14 (41) at CON 08/03/2025
24 vs. CHI 08/21/2025	8 vs. MIN 08/10/2025	Personal Fouls	25 at IND 05/24/2025	11 (2) vs. MIN 08/10/2025
21 at CON 08/01/2025	6 (2) vs. ATL 07/13/2025	Turnovers	23 at CHI 05/22/2025	5 at ATL 08/23/2025
9 (2) vs. IND 07/16/2025	0 (2) vs. WAS 08/28/2025	Blocks	8 vs. ATL 07/13/2025	0 (4) vs. CON 08/25/2025
56 vs. LVA 05/17/2025	18 vs. GSV 05/29/2025	Points in Paint	62 at ATL 06/29/2025	14 vs. CON 06/01/2025
21 vs. PHO 07/25/2025	0 (3) vs. IND 07/16/2025	Second Chance Points	26 vs. PHO 06/19/2025	4 vs. LAS 07/03/2025
29 vs. CON 06/01/2025	0 at LAS 08/12/2025	Fast Break Points	19 at IND 06/14/2025	0 at WAS 06/05/2025
57 vs. CON 06/01/2025	0 (2) at ATL 08/23/2025	Biggest Lead	30 at DAL 07/28/2025	0 (3) vs. CHI 06/10/2025
37 vs. GSV 05/27/2025	4 vs. ATL 06/17/2025	Bench Points	44 at DAL 08/08/2025	7 (2) vs. IND 07/22/2025
32 vs. GSV 05/27/2025	3 at ATL 08/23/2025	Points Off Turnovers	26 at PHO 08/30/2025	4 vs. WAS 08/28/2025





## BY LIBERTY

## BY OPPONENT

## AN INDIVIDUAL...

38 PTS, Breanna Stewart: (NYL L, 79-88) vs. Minnesota, 09/15/24	Scored 30+ points	30 PTS, Layshia Clarendon: (NYL W, 96-89) vs. Los Angeles, 09/07/23
40 PTS, Breanna Stewart: (NYL W, 94-93) @ Dallas, 09/05/23	Scored 40+ points	53 PTS, Liz Cambage: (NYL L, 87-104) @ Dallas, 07/17/18
* Never Has Happened *	Scored 50+ points	53 PTS, Liz Cambage: (NYL L, 87-104) @ Dallas, 07/17/18
18 REB, Breanna Stewart: (NYL L, 79-88) vs. Minnesota, 09/15/24	Had 15+ Rebounds	16 REB, Angel Reese: (NYL W, 81-67) @ Chicago, 07/13/24
21 REB, Amanda Zahui B: (NYL L, 63-80) @ Las Vegas, 08/29/20	Had 20+ Rebounds	21 REB, Sylvia Fowles: (NYL W, 57-54) vs. Chicago, 07/11/10
16 AST, Sabrina Ionescu: (NYL W, 89-69) vs. Phoenix, 07/31/22	Had 15+ assists	16 AST, Courtney Vandersloot: (NYL W, 93-85) @ Chicago, 05/23/21
5 BLK, Jonquel Jones: (NYL W, 77-70) vs. Seattle, 09/05/24	Had 5+ Blocks	5 BLK, Shakira Austin: (NYL W, 85-80) @ Washington, 05/14/24
5 STL, Breanna Stewart: (NYL L, 93-99) @ Phoenix, 06/18/24	Had 5+ Steals	5 STL, DiJonai Carrington: (NYL W, 82-74) vs. Connecticut, 07/16/24
12 FGM, Breanna Stewart: (NYL L, 79-88) vs. Minnesota, 09/15/24	Made 10+ Field Goals	11 FGM, Skylar Diggins: (NYL W, 98-85) @ Seattle, 08/30/24
15 FGM, Breanna Stewart: (NYL W, 100-89) @ Indiana, 08/13/23	Made 15+ Field Goals	17 FGM, Liz Cambage: (NYL L, 87-104) @ Dallas, 07/17/18
7 3FGM, Sabrina Ionescu: (NYL L, 83-88) vs. Minnesota, 07/28/23	Made 7+ 3-Pointers	7 3FGM, Jewell Loyd: (NYL L, 83-99) vs. Seattle, 08/20/21
12 3FGM, Sabrina Ionescu: (NYL L, 79-88) vs. Minnesota, 09/15/24	10+ 3-Pointer Attempts	10 3FGM, Kelsey Plum: (NYL W, 75-71) vs. Las Vegas, 09/08/24
15 FTM, Kia Nurse: (NYL W, 98-92) @ Los Angeles, 06/15/19	Made 15+ Free Throws	15 FTM, Breanna Stewart: (NYL L, 71-79 (OT)) @ Seattle, 05/27/22
5 TO, Jonquel Jones: (NYL W, 98-85) @ Seattle, 08/30/24	5+ Turnovers	7 TO/6 TO, Brittney Griner/Natasha Cloud: (NYL W, 84-70) @ Phoenix, 08/26/24
11 FGM/10 FGM, Han Xu/Sabrina Ionescu: (NYL W, 116-107) @ Las Vegas, 07/06/22	Two Players with 10+ Field Goals Made	11 FGM/10 FGM, Brittney Griner/Skylar Diggins-Smith: (NYL L, 79-106) vs. Phoenix, 08/25/21
5 3FGM/5 3FGM, Marine Johannès/Sabrina Ionescu: (NYL W, 89-77) @ Atlanta, 06/24/22	Two Players with 5+ 3-Pointers Made	* Never Has Happened *
Breanna Stewart (33 PTS)/Sabrina Ionescu (24 PTS)/Kayla Thornton (20 PTS): (NYL W, 98-88) vs. Los Angeles, 06/22/24	Three Players with 20+ Points	Kelsey Plum (27 PTS)/A'ja Wilson (23 PTS)/Jackie Young (23 PTS): (NYL L, 101-107) vs. Las Vegas, 07/12/22
12 PTS, 12 REB, 12 AST, Sabrina Ionescu: (NYL W, 86-82) vs. Seattle, 07/25/23	Had a triple-double	19 PTS, 12 REB, 13 AST, Caitlin Clark: (NYL L, 78-83) @ Indiana, 07/06/24
1st period, Sabrina Ionescu: (NYL W, 82-74) vs. Connecticut, 07/16/24	Had a four-point play	3rd period, Karlie Samuelson: (NYL W, 87-71) @ Washington, 09/17/24

## A TEAM...

.612 (41-67), (NYL W, 107-84) vs. Chicago, 07/15/18	Shot .600+ from the field	* Never Has Happened *
32 PTS, (NYL W, 99-67) @ Dallas, 09/12/24	Won by 20+ points	34 PTS, (NYL L, 74-108) vs. Las Vegas, 07/14/22
32 PTS, (NYL W, 99-67) @ Dallas, 09/12/24	Won by 30+ points	34 PTS, (NYL L, 74-108) vs. Las Vegas, 07/14/22
62 REB, (NYL L, 67-83) @ Phoenix, 09/05/20	Had 60+ rebounds	64 REB, (NYL L, 86-92 (OT)) vs. Indiana, 05/13/22
35 AST, (NYL W, 116-107) @ Las Vegas, 07/06/22	Had 35+ assists	* Never Has Happened *
33 AST, (NYL W, 105-91) @ Dallas, 09/10/24	Had 30+ assists	32 AST, (NYL L, 81-98) @ Las Vegas, 06/29/23
10 BLK, (NYL W, 77-70) vs. Seattle, 09/05/24	Had 10+ blocks	10 BLK, (NYL L, 76-103) @ Las Vegas, 06/17/21
16 STL, (NYL W, 81-66) @ Seattle, 07/02/23	Had 15+ steals	16 STL, (NYL L, 65-92) vs. Connecticut, 05/17/22
1st OT, (NYL W, 95-90 (OT)) @ Connecticut, 08/24/23	Overtime Win	1st OT, (NYL L, 81-92 (OT)) vs. Atlanta, 06/30/22
44 PTS (1st), (NYL W, 101-83) vs. Indiana, 07/23/23	40+ points scored in a quarter	42 PTS (4th), (NYL L, 92-101) @ Chicago, 08/07/19
73 PTS (2nd), (NYL L, 101-107) vs. Las Vegas, 07/12/22	70+ points scored in a half	71 PTS (1st), (NYL L, 74-108) vs. Las Vegas, 07/14/22

## THE LIBERTY (SINGLE-SEASON)...

8/30/2024 — 9/12/2024 (5)	Won 5 straight	--
6/30/2024 — 8/22/2024 (6)	Won 5 straight at home	--
7/10/2024 — 8/26/2024 (5)	Won 5 straight on road	--
8/20/2022 — 5/19/2023 (5)	Lost 5 straight	--
7/17/2018 — 8/19/2018 (13)	Lost 10 straight	--
7/25/2020 — 9/13/2020 (11)	Lost 5 straight at home	--
7/7/2022 — 8/8/2022 (6)	Lost 5 straight on road	--





TEAM TREND	TTL	LAST GAME	TEAM TREND	TTL	LAST GAME
<4 Liberty w/ 10+ pts	7-9	@ GSV 9/2/25	Liberty shoot 50.0% or better	9-1	vs. WAS 8/28/25
4+ Liberty w/ 10+ pts	17-8	vs. WAS 8/28/25	Opp shoots 50.0% or better	0-4	vs. CHI 8/21/25
5+ Liberty w/ 10+ pts	12-4	vs. WAS 8/28/25	Liberty shoot 45.0% or better	14-4	vs. WAS 8/28/25
6+ Liberty w/ 10+ pts	2-2	@ MIN 8/16/25	Liberty shoot 44.0% or below	10-10	@ GSV 9/2/25
7+ Liberty w/ 10+ pts	0-0		Liberty shoot 40.0% or below	3-3	@ GSV 9/2/25
8+ Liberty w/ 10+ pts	0-0		Opp shoots 45.0% or better	2-10	@ PHO 8/30/25
Liberty no 20+ pt scorer	7-8	@ GSV 9/2/25	Opp shoots 40.0% or below	10-3	@ GSV 9/2/25
Opp no 20+ pt scorer	14-5	@ GSV 9/2/25	Liberty w/10+ 3-pointers made	16-4	vs. WAS 8/28/25
2+ Liberty w/20+ pt scorer	9-3	@ LAS 8/12/25	Opp w/10+ 3-pointers made	8-8	@ PHO 8/30/25
2+ Opp w/20+ pt scorer	1-7	vs. CHI 8/21/25	Liberty w/15+ 3-pointers made	2-0	vs. CON 6/1/25
3+ Liberty w/20+ pt scorer	1-0	@ LAS 8/12/25	Opp w/15+ 3-pointers made	0-3	@ MIN 7/30/25
3+ Opp w/20+ pt scorer	0-0		Liberty 3FG% 40.0% or better	10-0	vs. WAS 8/28/25
Liberty w/30+ pt scorer	2-4	@ CON 8/3/25	Opp 3FG% 40.0% or better	3-6	@ PHO 8/30/25
Opp w/30+ pt scorer	1-2	@ MIN 7/30/25	Liberty FT% 80.0 or better	19-9	vs. WAS 8/28/25
All 5 Starters w/10+ pts	4-0	vs. MIN 8/19/25	Opp FT% 80.0 or better	9-5	vs. CHI 8/21/25
Opp 5 Starters w/10+ pts	0-0		Liberty FT% below 70.0	1-2	@ PHO 8/30/25
2+ reserves w/10+ pts	2-2	vs. WAS 8/28/25	Opp FT% below 70.0	8-8	@ PHO 8/30/25
Opp 2+ reserves w/10+ pts	3-3	vs. MIN 8/19/25	Liberty FTM >= Opp FTA	13-4	vs. WAS 8/28/25
3+ reserves w/10+ pts	0-1	@ PHO 6/27/25	Opp FTM >= Liberty FTA	5-4	vs. CHI 8/21/25
Opp 3+ reserves w/10+ pts	1-0	vs. MIN 8/19/25	Liberty FG% >= Opp FG%	18-4	vs. WAS 8/28/25
Liberty <20 pts. in 1st qtr	5-9	@ GSV 9/2/25	Opp FG% >= Liberty FG%	3-11	@ GSV 9/2/25
Opp <20 pts. in 1st qtr	10-4	@ GSV 9/2/25	Liberty w/30+ FTA	2-1	@ IND 6/14/25
Liberty w/30+ pts in 1st qtr	3-0	vs. IND 7/16/25	Opp w/30+ FTA	0-1	@ MIN 8/16/25
Opp w/30+ pts in 1st qtr	2-2	@ LAS 8/12/25	Liberty w/20+ asts	19-8	vs. WAS 8/28/25
Liberty under 50 pts 1st half	17-16	@ GSV 9/2/25	Opp w/20+ asts	9-14	@ PHO 8/30/25
Opp under 50 pts 1st half	24-12	@ GSV 9/2/25	Liberty w/25+ asts	9-0	vs. CON 8/25/25
Liberty 50+ pts 1st half	7-1	@ LAS 8/12/25	Opp w/25+ asts	1-5	@ MIN 7/30/25
Opp 50+ pts 1st half	0-5	@ MIN 7/30/25	Liberty w/30+ asts	2-0	vs. IND 7/16/25
Liberty 60+ pts in 1st half	1-0	vs. CON 6/1/25	Opp w/30+ asts	0-1	@ PHO 6/27/25
Opp 60+ pts in 1st half	0-2	@ DAL 7/28/25	Liberty asts >= Opp asts	17-3	vs. WAS 8/28/25
Liberty lead by 10+ pts	20-1	vs. WAS 8/28/25	Opp asts >= Liberty asts	6-13	@ PHO 8/30/25
Opp leads by 10+ pts	5-15	@ GSV 9/2/25	Liberty w/12 or fewer TOs	13-6	vs. WAS 8/28/25
Games decided by 10+ points	13-8	@ PHO 8/30/25	Opp w/12 or fewer TOs	10-12	@ PHO 8/30/25
Games decided by 4-9 points	8-8	@ GSV 9/2/25	Liberty w/20+ TOs	1-2	@ CON 8/3/25
Games decided by 3 or less points	3-1	vs. CON 8/25/25	Opp w/20+ TOs	3-0	vs. CHI 6/10/25
Both teams score 100+ pts	0-0		Liberty TO >= Opp TO	8-10	@ PHO 8/30/25
Both teams under 100 pts	22-13	@ GSV 9/2/25	Opp TO >= Liberty TO	12-3	vs. WAS 8/28/25
Liberty score under 100 pts	22-17	@ GSV 9/2/25	Liberty w/50+ REB	1-0	@ WAS 5/30/25
Opp scores under 100 pts	24-13	@ GSV 9/2/25	Opp w/50+ REB	3-1	@ CON 8/1/25
Liberty score 100+ pts	2-0	@ LAS 8/12/25	Liberty REB >= Opp REB	10-1	vs. WAS 8/28/25
Opp scores 100+ pts	0-4	@ MIN 7/30/25	Opp REB >= Liberty REB	13-16	@ GSV 9/2/25
Liberty score 110+ pts	0-0		Liberty w/10+ more REB than Opp	3-1	vs. WAS 8/28/25
Opp scores 110+ pts	0-0		Opp w/10+ more REB than NYL	5-7	vs. CHI 8/21/25
Liberty tied or lead after the 3rd qtr	21-4	vs. WAS 8/28/25	Liberty w/10+ stls	8-3	@ GSV 9/2/25
Liberty tied or lead at halftime	19-5	@ PHO 8/30/25	Opp w/10+ stls	3-6	vs. CHI 8/21/25
Liberty tied or lead after 1st qtr	17-8	@ GSV 9/2/25	2+ Liberty w/double-double	1-0	vs. MIN 8/19/25
Liberty trailing after the 3rd qtr	3-13	@ GSV 9/2/25	2+ Opp w/double-double	1-2	vs. CHI 8/21/25
Liberty trailing at halftime	5-12	@ GSV 9/2/25	3+ Liberty w/double-double	0-0	
Liberty trailing after 1st qtr	7-9	@ PHO 8/30/25	3+ Opp w/double-double	0-0	
1st game Back-to-Back	3-0	@ LAS 8/12/25	Liberty PITP >= Opp PITP	12-6	@ PHO 8/30/25
2nd game Back-to-Back	1-2	@ LVA 8/13/25	Opp PITP >= Liberty PITP	11-11	@ GSV 9/2/25
1st game after a win	15-9	@ PHO 8/30/25	Liberty 2CP >= Opp 2CP	8-3	@ GSV 9/2/25
1st game after a loss	8-8	@ GSV 9/2/25	Opp 2CP >= Liberty 2CP	15-13	@ PHO 8/30/25
On Monday	1-1	vs. CON 8/25/25	Liberty FB Pts >= Opp FB Pts	16-10	@ GSV 9/2/25
On Tuesday	8-1	@ GSV 9/2/25	Opp FB Pts >= Liberty FB Pts	7-7	@ PHO 8/30/25
On Wednesday	2-2	@ LVA 8/13/25	+3 Blocks	21-13	@ GSV 9/2/25
On Thursday	5-2	vs. WAS 8/28/25	+5 Blocks	15-5	@ LAS 8/12/25
On Friday	3-2	@ DAL 8/8/25			
On Saturday	2-5	@ PHO 8/30/25			
On Sunday	3-4	vs. MIN 8/10/25			
May	6-0	@ WAS 5/30/25			
June	5-5	@ ATL 6/29/25			
July	6-4	@ MIN 7/30/25			
August	7-7	@ PHO 8/30/25			
September	0-1	@ GSV 9/2/25			





DATE	OPPONENT	H-R	W-L	SCORE NYL-OPP	HOME RECORD	ROAD RECORD	TOTAL RECORD	LIBERTY HI SCORER	PT	LIBERTY HI REBR	RB	LIBERTY HI ASSISTS	AST	OPPONENT HI SCORER	PT	ATTEND
5/17	LVA	H	W	92-78	1-0	0-0	1-0	B. Stewart	25	J. Jones	10	N. Cloud	9	A. Wilson	31	17,344
5/22	at CHI	R	W	99-74	1-0	1-0	2-0	N. Cloud	18	J. Jones	7	N. Cloud	8	R. Banham	15	9,025
5/24	at IND	R	W	90-88	1-0	2-0	3-0	J. Jones	26	J. Jones	12	N. Cloud	6	A. Boston	27	17,274
5/27	GSV	H	W	95-67	2-0	2-0	4-0	B. Stewart	24	J. Jones	10	N. Cloud	10	V. Burton/K. Thornton	13	14,774
5/29	GSV	H	W	82-77	3-0	2-0	5-0	B. Stewart	27	L. Fiebich	8	N. Cloud	5	J. Salaün	18	14,951
5/30	at WAS	R	W	85-63	3-0	3-0	6-0	S. Ionescu	28	J. Jones	18	B. Stewart	7	B. Sykes	20	4,200
6/1	CON	H	W	100-52	4-0	3-0	7-0	S. Ionescu	18	J. Jones	11	N. Cloud	7	T. Charles/J. Sheldon	10	17,415
6/5	at WAS	R	W	86-78	4-0	4-0	8-0	B. Stewart	26	B. Stewart	11	S. Ionescu	7	K. Iriafen	17	4,200
6/10	CHI	H	W	85-66	5-0	4-0	9-0	S. Ionescu	23	B. Stewart	7	S. Ionescu	7	A. Reese	17	16,081
6/14	at IND	R	L	88-102	5-0	4-1	9-1	S. Ionescu	34	N. Sabally	9	N. Cloud	5	C. Clark	32	17,274
6/17	ATL	H	W	86-81	6-0	4-1	10-1	S. Ionescu	34	J. Jones	10	N. Cloud/S. Ionescu	5	T. Paopao	16	15,149
6/19	PHO	H	L	81-89	6-1	4-1	10-2	B. Stewart	35	N. Sabally	7	N. Cloud	10	M. Akoa Makani	21	16,383
6/22	at SEA	R	L	79-89	6-1	4-2	10-3	B. Stewart	18	B. Stewart/N. Sabally	9	N. Cloud	8	N. Ogwumike	26	12,500
6/25	at GSV	R	W	81-78	6-1	5-2	11-3	B. Stewart	23	B. Stewart	10	N. Cloud	7	K. Martin	21	18,064
6/27	at PHO	R	L	91-106	6-1	5-3	11-4	B. Stewart	17	N. Sabally	6	S. Ionescu/N. Cloud	7	S. Sabally	25	12,009
6/29	at ATL	R	L	81-90	6-1	5-4	11-5	B. Stewart	21	B. Stewart	9	N. Cloud	6	B. Jones	21	3,265
7/3	LAS	H	W	89-79	7-1	5-4	12-5	N. Cloud	23	B. Stewart	14	N. Cloud	7	D. Hamby	25	15,956
7/6	SEA	H	L	70-79	7-2	5-4	12-6	S. Ionescu	22	S. Ionescu	9	S. Ionescu	6	G. Williams	16	15,515
7/8	LVA	H	W	87-78	8-2	5-4	13-6	S. Ionescu	28	L. Fiebich	9	S. Ionescu	8	J. Young	19	15,041
7/13	ATL	H	W	79-72	9-2	5-4	14-6	L. Fiebich	21	B. Stewart	10	S. Ionescu	5	A. Gray	16	17,265
7/16	IND	H	W	98-77	10-2	5-4	15-6	B. Stewart	24	B. Stewart	11	S. Ionescu	9	K. Mitchell	16	17,371
7/22	IND	H	W	98-84	11-2	5-4	16-6	J. Jones	18	J. Jones	9	S. Ionescu	9	K. Mitchell	29	17,365
7/25	PHO	H	W	89-76	12-2	5-4	17-6	S. Ionescu	29	J. Jones	11	S. Ionescu	8	A. Thomas	20	17,515
7/26	LAS	H	L	99-101	12-3	5-4	17-7	S. Ionescu	30	S. Ionescu/J. Jones	8	N. Cloud	9	R. Jackson	24	16,024
7/28	at DAL	R	L	82-92	12-3	5-5	17-8	J. Jones	18	J. Jones	7	N. Cloud	8	A. Ogunbowale/P. Bueckers	20	6,018
7/30	at MIN	R	L	93-100	12-3	5-6	17-9	S. Ionescu	31	J. Jones	7	N. Cloud	7	N. Collier	30	10,824
8/1	at CON	R	L	62-78	12-3	5-7	17-10	S. Ionescu	23	S. Ionescu/S. Talbot	7	S. Ionescu	5	M. Mabrey	18	8,664
8/3	at CON	R	W	87-78	12-3	6-7	18-10	S. Ionescu	36	S. Ionescu	11	S. Ionescu/N. Cloud/J. Jones/S. Talbot	4	T. Charles	17	8,747
8/5	DAL	H	W	85-76	13-3	6-7	19-10	J. Jones	15	J. Jones	10	N. Cloud	6	P. Bueckers	21	17,306
8/8	at DAL	R	W	88-77	13-3	7-7	20-10	S. Ionescu	16	E. Meesseman	8	E. Meesseman	7	A. Ogunbowale	17	6,251
8/10	MIN	H	L	71-83	13-4	7-7	20-11	N. Cloud	14	N. Cloud/J. Jones	6	N. Cloud/S. Ionescu/J. Jones	5	K. McBride	18	17,343
8/12	at LAS	R	W	105-97	13-4	8-7	21-11	E. Meesseman	24	J. Jones	11	S. Ionescu	6	K. Plum	26	11,862
8/13	at LVA	R	L	77-83	13-4	8-8	21-12	E. Meesseman	24	E. Meesseman	10	J. Jones	5	J. Loyd	21	10,417
8/16	at MIN	R	L	80-86	13-4	8-9	21-13	J. Jones	17	S. Ionescu	10	N. Cloud	6	C. Williams	26	10,810
8/19	MIN	H	W	85-75	14-4	8-9	22-13	J. Jones	22	J. Jones	10	S. Ionescu	11	C. Williams	17	16,864
8/21	CHI	H	L	85-91	14-5	8-9	22-14	J. Jones	25	E. Meesseman/J. Jones	7	E. Meesseman	6	K. Cardoso	22	15,887
8/23	at ATL	R	L	62-78	14-5	8-10	22-15	K. Burke	13	J. Jones	8	M. Johannès	5	A. Gray	19	3,305
8/25	CON	H	W	81-79	15-5	8-10	23-15	B. Stewart	19	J. Jones	11	S. Ionescu	9	L. Lacan	22	15,011
8/28	WAS	H	W	89-63	16-5	8-10	24-15	I. Harrison	16	B. Stewart	9	S. Talbot	6	S. Citron	18	15,015
8/30	at PHO	R	L	63-80	16-5	8-11	24-16	E. Meesseman	17	J. Jones/L. Fiebich/B. Stewart	6	J. Jones/N. Cloud	4	K. Copper	22	13,252
9/2	at GSV	R	L	58-66	16-5	8-12	24-17	B. Stewart/N. Cloud	19	K. Burke/E. Meesseman/B. Stewart/N. Cloud	5	N. Cloud/L. Fiebich	4	T. Fágbenlé	16	18,064
9/5	at SEA	--	--	--	--	--	--	--	--	--	--	--	--	--	--	--
9/9	WAS	--	--	--	--	--	--	--	--	--	--	--	--	--	--	--
9/11	at CHI	--	--	--	--	--	--	--	--	--	--	--	--	--	--	--





## WNBA

	LEAGUE	GAMES	W-L	PCT	GB	CONF	DIV	HOME	AWAY	L10	STRK	CONF	DIV
Minnesota Lynx	1	40	32-8	.800	0	18-3	0-0	19-2	13-6	7-3	W2	1	0
Atlanta Dream	2	41	27-14	.659	0	13-6	0-0	14-6	13-8	7-3	W3	1	0
Phoenix Mercury	3	40	26-14	.650	6.0	13-9	0-0	15-6	11-8	7-3	W5	3	0
Las Vegas Aces	4	40	26-14	.650	6.0	14-8	0-0	14-5	12-9	10-0	W12	2	0
<b>New York Liberty</b>	<b>5</b>	<b>41</b>	<b>24-17</b>	<b>.585</b>	<b>3.0</b>	<b>13-5</b>	<b>0-0</b>	<b>16-5</b>	<b>8-12</b>	<b>4-6</b>	<b>L2</b>	<b>2</b>	<b>0</b>
Golden State Valkyries	6	40	22-18	.550	10.0	8-12	0-0	13-7	9-11	7-3	W4	4	0
<b>Seattle Storm</b>	<b>7</b>	<b>42</b>	<b>22-20</b>	<b>.524</b>	<b>11.0</b>	<b>11-12</b>	<b>0-0</b>	<b>9-11</b>	<b>13-9</b>	<b>6-4</b>	<b>L1</b>	<b>5</b>	<b>0</b>
Indiana Fever	8	41	21-20	.512	6.0	11-8	0-0	11-9	10-11	4-6	L2	3	0
Los Angeles Sparks	9	40	19-21	.475	13.0	8-13	0-0	8-12	11-9	5-5	L1	6	0
Washington Mystics	10	41	16-25	.390	11.0	8-10	0-0	10-10	6-15	2-8	L7	4	0
Chicago Sky	11	40	10-30	.250	16.5	4-15	0-0	6-15	4-15	2-8	W1	5	0
Connecticut Sun	12	41	10-31	.244	17.0	7-12	0-0	6-14	4-17	5-5	L3	6	0
Dallas Wings	13	41	9-32	.220	23.5	3-18	0-0	5-16	4-16	1-9	L8	7	0

## EASTERN CONFERENCE

	CONF	GAMES	W-L	PCT	GB	CONF	DIV	HOME	AWAY	L10	STRK	LEAGUE	DIV
Atlanta Dream	1	41	27-14	.659	0	13-6	0-0	14-6	13-8	7-3	W3	2	0
<b>New York Liberty</b>	<b>2</b>	<b>41</b>	<b>24-17</b>	<b>.585</b>	<b>3.0</b>	<b>13-5</b>	<b>0-0</b>	<b>16-5</b>	<b>8-12</b>	<b>4-6</b>	<b>L2</b>	<b>5</b>	<b>0</b>
Indiana Fever	3	41	21-20	.512	6.0	11-8	0-0	11-9	10-11	4-6	L2	8	0
Washington Mystics	4	41	16-25	.390	11.0	8-10	0-0	10-10	6-15	2-8	L7	10	0
Chicago Sky	5	40	10-30	.250	16.5	4-15	0-0	6-15	4-15	2-8	W1	11	0
Connecticut Sun	6	41	10-31	.244	17.0	7-12	0-0	6-14	4-17	5-5	L3	12	0

## WESTERN CONFERENCE

	CONF	GAMES	W-L	PCT	GB	CONF	DIV	HOME	AWAY	L10	STRK	LEAGUE	DIV
Minnesota Lynx	1	40	32-8	.800	0	18-3	0-0	19-2	13-6	7-3	W2	1	0
Las Vegas Aces	2	40	26-14	.650	6.0	14-8	0-0	14-5	12-9	10-0	W12	4	0
Phoenix Mercury	3	40	26-14	.650	6.0	13-9	0-0	15-6	11-8	7-3	W5	3	0
Golden State Valkyries	4	40	22-18	.550	10.0	8-12	0-0	13-7	9-11	7-3	W4	6	0
<b>Seattle Storm</b>	<b>5</b>	<b>42</b>	<b>22-20</b>	<b>.524</b>	<b>11.0</b>	<b>11-12</b>	<b>0-0</b>	<b>9-11</b>	<b>13-9</b>	<b>6-4</b>	<b>L1</b>	<b>7</b>	<b>0</b>
Los Angeles Sparks	6	40	19-21	.475	13.0	8-13	0-0	8-12	11-9	5-5	L1	9	0
Dallas Wings	7	41	9-32	.220	23.5	3-18	0-0	5-16	4-16	1-9	L8	13	0





## WNBA

	PPG	FGM/G	FG%	3FGM/ G	3FG%	FT%	ORPG	DRPG	RPG	APG	SPG	TOV/G	BPG	PF/G
Atlanta	5	7	7	4	9	7	3	*1	*1	4	10	2	4	13
Chicago	12	10	10	10	8	13	*1	4 T	2	9	13	13	6	5
Connecticut	13	12	12	12	13	5	6	13	12	13	3	8	9	*1
Dallas	9	5	11	11	12	4	2	10	4	8	7	7	7	2
Golden State	10	13	13	*1	11	3	7	3	3	12	11	9	13	6
Indiana	4	3	3	8	5	9	4	11	7	7	6	10	12	3
Las Vegas	7	9	9	7	6	2	9	7	8	11	8 T	4	3	10
Los Angeles	2	4	2	6	3	11	10	9	10	6	8 T	12	10	8
Minnesota	*1	*1	*1	2	*1	10	8	6	6	*1	2	3	2	12
New York	3	8	4	3	2	*1	13	2	9	2	5	6	5	11
Phoenix	6	6	8	5	7	6	5	4 T	5	5	4	5	8	7
Seattle	8	2	5	9	4	8	12	12	13	3	*1	*1	*1	9
Washington	11	11	6	13	10	12	11	8	11	10	12	11	11	4

## EASTERN CONFERENCE

	PPG	FGM/G	FG%	3FGM/ G	3FG%	FT%	ORPG	DRPG	RPG	APG	SPG	TOV/G	BPG	PF/G
Atlanta	3	2	4	2	4	3	2	*1	*1	2	4	*1	*1	6
Chicago	5	4	5	4	3	6	*1	3	2	4	6	6	3	4
Connecticut	6	6	6	5	6	2	4	6	6	6	*1	3	4	*1
Indiana	2	*1	*1	3	2	4	3	5	3	3	3	4	6	2
New York	*1	3	2	*1	*1	*1	6	2	4	*1	2	2	2	5
Washington	4	5	3	6	5	5	5	4	5	5	5	5	5	3

## WESTERN CONFERENCE

	PPG	FGM/G	FG%	3FGM/ G	3FG%	FT%	ORPG	DRPG	RPG	APG	SPG	TOV/G	BPG	PF/G
Dallas	6	4	6	7	7	3	*1	6	2	5	4	5	4	*1
Golden State	7	7	7	*1	6	2	3	*1	*1	7	7	6	7	2
Las Vegas	4	6	5	5	4	*1	5	4	5	6	5 T	3	3	6
Los Angeles	2	3	2	4	2	7	6	5	6	4	5 T	7	6	4
Minnesota	*1	*1	*1	2	*1	6	4	3	4	*1	2	2	2	7
Phoenix	3	5	4	3	5	4	2	2	3	3	3	4	5	3
Seattle	5	2	3	6	3	5	7	7	7	2	*1	*1	*1	5

\* = WNBA leader | T = Tied for position





GAME	BURKE	CLOUD	FIEBICH	GARDNER	HARRISON	IONESCU	JOHANNÉS	JONES	MEESSEMAN	SABALLY	STEWART	TALBOT
5/17/25 vs. Aces	11	9	7	7	0	7	-1	19	--	3	8	--
5/22/25 at Sky	13	27	16	3	-3	5	24	15	--	7	24	--
5/24/25 at Fever	10	13	-2	-7	0	11	-10	2	--	0	-7	--
5/27/25 vs. Valkyries	5	20	13	16	7	24	8	23	--	0	21	--
5/29/25 vs. Valkyries	6	14	8	-10	-4	4	-4	0	--	0	11	--
5/30/25 at Mystics	3	13	23	4	-2	20	2	23	--	0	20	--
6/1/25 vs. Sun	1	44	43	5	8	38	22	40	--	0	44	--
6/5/25 at Mystics	-7	10	13	14	1	5	-1	-1	--	0	6	--
6/10/25 vs. Sky	12	14	18	5	0	30	4	0	--	12	14	--
6/14/25 at Fever	-11	-19	--	0	-14	-10	-13	0	--	3	-6	--
6/17/25 vs. Dream	-11	-4	--	8	-3	11	23	8	--	-3	-2	--
6/19/25 vs. Mercury	-5	-2	--	-1	-7	-10	-5	-1	--	-1	-2	--
6/22/25 at Storm	-7	-16	--	-2	-1	0	-10	0	--	-5	-5	--
6/25/25 at Valkyries	1	-7	--	9	5	-8	12	I - INJ	--	-3	6	--
6/27/25 at Mercury	-11	-16	--	-1	7	-9	-5	0	--	-22	-20	--
6/29/25 at Dream	3	-8	--	-11	9	-19	1	I - INJ	--	-6	-14	--
7/3/25 vs. Sparks	2	18	6	-3	10	8	-6	0	--	3	12	--
7/6/25 vs. Storm	1	-13	-20	-14	0	-11	5	0	--	6	-15	--
7/8/25 vs. Aces	12	0	5	9	0	13	1	0	--	2	7	--
7/13/25 vs. Dream	9	-1	4	-4	7	4	7	0	--	0	9	--
7/16/25 vs. Fever	3	28	18	2	3	18	3	0	--	18	23	--
7/22/25 vs. Fever	14	2	10	0	6	-1	17	8	--	0	12	2
7/25/25 vs. Mercury	16	20	-3	1	0	8	15	7	--	0	9	-8
7/26/25 vs. Sparks	-11	-5	0	-6	-3	9	5	0	--	I - R	-2	3
7/28/25 at Wings	I - INJ	3	-4	5	-12	-17	-9	-10	--	I - INJ	I - INJ	2
7/30/25 at Lynx	0	-1	-10	-3	-3	-3	1	-3	--	0	0	-13
8/1/25 at Sun	0	-11	-14	-6	-20	-11	6	-8	0	0	0	-16
8/3/25 at Sun	0	7	4	5	7	7	2	4	6	0	0	3
8/5/25 vs. Wings	0	4	2	6	6	5	6	7	1	0	0	8
8/8/25 at Wings	I - INJ	8	14	3	-1	4	11	8	25	I - INJ	I - INJ	-17
8/10/25 vs. Lynx	0	2	-12	0	-6	-10	-10	-12	-6	0	0	-6
8/12/25 at Sparks	0	-4	6	6	0	4	10	7	1	0	0	10
8/13/25 at Aces	7	-1	-7	-6	0	-12	0	-2	0	0	0	-9
8/16/25 at Lynx	-6	-4	-5	0	0	-6	2	-5	-4	0	0	-2
8/19/25 vs. Lynx	6	8	10	0	0	16	-1	16	-2	0	0	-3
8/21/25 vs. Sky	-2	-5	-11	4	0	-10	-1	-13	3	0	0	5
8/23/25 at Dream	0	-19	-21	3	--	I - INJ	-8	-9	-23	I - INJ	I - INJ	-3
8/25/25 vs. Sun	2	0	0	-3	0	7	-3	13	0	0	-10	4
8/28/25 vs. Mystics	4	0	17	13	15	0	26	0	20	0	16	19
8/30/25 at Mercury	-9	-14	0	-13	-9	0	-16	-2	-11	0	-3	-8
9/2/25 at Valkyries	-16	-12	-17	16	-4	I - INJ	5	-14	5	0	-3	0
Season Totals:	45	102	111	54	-1	121	115	120	15	14	153	-29
Per Game:	1.15	2.49	3.26	1.32	-0.03	3.10	2.80	3.08	1.00	0.38	4.03	-1.45
Per 48:	3.00	4.41	5.51	5.78	-0.14	5.09	7.06	7.54	1.90	2.31	8.53	-5.40





## Sandy Brondello

### Head Coach – 2 Time WNBA Champion (2014, 2024)



Veteran WNBA coach, player, and former Australian Olympian Sandy Brondello was named the ninth head coach in Liberty franchise history in January 2022. Brondello joined New York after an eight-year head coaching tenure with the Phoenix Mercury where she led the team to a playoff appearance in each of her eight seasons. A two-time WNBA Champion head coach, Brondello holds an overall regular season record of 244-164 (.598) over her 12 combined seasons at the helm of the New York Liberty, Phoenix Mercury and San Antonio Silver Stars - making her the sixth-winningest coach in WNBA history.

Additionally, Brondello has compiled a 39-30 postseason record throughout her head coaching career, ranking her as the second-winningest coach in league postseason history. In 2014, Sandy was named the WNBA Coach of the Year after she led Phoenix to a WNBA regular season-record 29 wins and capped the season with a WNBA Championship. In 2023, Brondello led the Liberty to the Commissioner's Cup Championship and first WNBA Finals appearance since 2002.

Brondello made history in 2024 after leading the New York Liberty to its first WNBA Championship in franchise history and the city's first professional basketball championship since 1973.

A 20-year veteran of the WNBA coaching ranks, Brondello has been affiliated with the league for 25 of its 28 seasons, including her time as a player. A proven winner internationally and in the WNBA, her 20 total years as an assistant coach and head coach have featured 17 playoff appearances, highlighted by a perfect 12-for-12 in postseason berths as a head coach.

In those 12 postseasons, Sandy led her teams to nine Semifinals round berths (formerly conference finals) and four WNBA Finals appearances in 2014, 2021, 2023, 2024 – including two titles. Prior to her time with the Mercury, Brondello served as lead assistant coach for the Los Angeles Sparks (2011-13) under 2012 WNBA Coach of the Year Carol Ross. Brondello led the San Antonio Silver Stars to a 2010 playoff berth in her debut season at the helm following five seasons on the Silver Stars bench as an assistant under Dan Hughes (2005-09), the fifth-winningest coach in league history.

A 2010 inductee into the Australian Basketball Hall of Fame, Brondello was named the 11th head coach for the Australian Women's National Basketball team on April 17, 2017. Brondello led the Australian National Team to a Bronze medal in the Paris Olympics Games, and most recently, re-signed with the Opals for the 2028 Los Angeles Summer Olympics. In addition to her work internationally with the Australian Women's National Basketball team, Brondello previously served as an assistant coach with UMMC Ekaterinburg in Russia from 2012-2017.

Brondello finished a stellar 17-year professional playing career with a five-year run in the WNBA in which she played for Detroit (1998-99), Miami (2001-02) and Seattle (2003), and was named a 1999 WNBA All-Star. She began her career with the Women's National Basketball League (WNBL) in Australia (1986-96) and was named the league MVP in 1995. The 5-7 guard was a 10-time German Cup champion while playing with BTV Wuppertal (1992-2002), a three-time European Cup All-Star selection (1994, 1996, 1997), and the 1996 European Cup MVP when she led her team to the title.


An 18-year member of the Australian National Team, Brondello is a four-time Olympian, a two-time silver medalist (2000, 2004) and was named the 1992 Australian International Player of the Year.

Brondello is married to Liberty assistant coach, Olaf Lange, and the couple have two children, Brody and Jayda.

## ASSISTANT COACHES



**OLAF  
LANGE**



**SONIA  
RAMAN**



**ZACH  
O'BRIEN**





#22 Kennedy Burke

Guard • 6-1 • 182lbs • 28 • UCLA/USA

5 Years Pro

WNBA Champion with New York Liberty (2024). Two-time Ligue Féminine de Basketball (LFB) Most Valuable Player (2023, 2024). Drafted No. 22 overall by Dallas Wings in the 2019 WNBA Draft. (she/her/hers)

	GP	GS	PPG	RPG	APG	SPG	BPG	MPG	FG%	3FG%	FT%	2025-26 HIGHS				CAREER HIGHS			
2025-26	33	9	8.2	2.3	1.3	0.82	0.48	21.8	.460	.423	.750	PTS	20 NYL at GSV 6/25/25		23 IND vs. SEA 8/20/20				
Career	163	34	5.2	1.7	0.8	0.65	0.32	14.8	.434	.350	.699	FGM	6 2 times (NYL @ GSV, 6/25/25)		7 2 times (IND vs. SEA, 8/20/20)				
												FGA	14 NYL at GSV 6/25/25		14 NYL at GSV 6/25/25				
												3FGM	4 4 times (NYL vs. LAS, 7/3/25)		4 5 times (NYL vs. LAS, 7/3/25)				
												3FGA	9 NYL at GSV 6/25/25		9 NYL at GSV 6/25/25				
												FTM	5 NYL vs. WAS 8/28/25		7 IND vs. LAS 8/29/19				
2025-26	13	1	--	--	--	--	1	3	--	--	--	FTA	6 NYL vs. WAS 8/28/25		9 IND vs. SEA 8/20/20				
												OREB	4 NYL at GSV 6/25/25		4 3 times (NYL @ GSV, 6/25/25)				
												DREB	6 NYL vs. GSV 5/29/25		6 NYL vs. GSV 5/29/25				
												TREB	7 NYL vs. GSV 5/29/25		7 NYL vs. GSV 5/29/25				
												ASTS	4 NYL vs. ATL 7/13/25		4 5 times (NYL vs. ATL, 7/13/25)				
												STLS	6 NYL vs. LVA 7/8/25		6 NYL vs. LVA 7/8/25				
												BLKS	3 NYL vs. LAS 7/3/25		4 IND at LAS 8/22/19				
												MIN	32 NYL vs. LVA 7/8/25		34 IND at LAS 8/22/19				



#9 Natasha Cloud

Guard • 5-10 • 160lbs • 33 • St. Joseph's (PA)/USA

10 Years Pro

WNBA Assists Leader (2022). WNBA All-Defensive First Team (2022). WNBA Champion with Washington Mystics (2019). WNBA All-Defensive Second Team (2019, 2024). (she/her/hers)

	GP	GS	PPG	RPG	APG	SPG	BPG	MPG	FG%	3FG%	FT%	2025-26 HIGHS				CAREER HIGHS			
2025-26	38	38	10.3	3.7	5.2	1.26	0.29	29.2	.432	.338	.866	PTS	23	NYL vs. LAS 7/3/25	31	PHO at LAS 7/7/24			
Career	324	280	8.8	3.3	5.3	1.05	0.24	28.3	.390	.313	.812	FGM	8	3 times (NYL vs. LAS, 7/26/25)	10	2 times (PHO @ LAS, 7/7/24)			
												FGA	17	NYL vs. LVA 5/17/25	21	WAS at MIN 7/26/23			
												3FGM	4	NYL at CHI 5/22/25	5	2 times (PHO @ IND, 8/16/24)			
												3FGA	7	4 times (NYL @ GSV, 9/2/25)	11	WAS vs. LVA 7/13/19			
												FTM	6	NYL vs. LAS 7/3/25	10	WAS at NYL 6/25/23			
												FTA	6	3 times (NYL vs. PHO, 7/25/25)	11	WAS at NYL 6/25/23			
												OREB	2	NYL at SEA 6/22/25	3	WAS at CHI 6/5/22			
												DREB	6	3 times (NYL vs. MIN, 8/10/25)	9	WAS vs. ATL 6/17/21			
												TREB	7	NYL at IND 5/24/25	9	3 times (PHO @ WAS, 7/16/24)			
												ASTS	10	2 times (NYL vs. PHO, 6/19/25)	15	WAS vs. ATL 9/8/23			
												STLS	5	NYL at IND 5/24/25	6	WAS vs. MIN 6/8/21			
												BLKS	2	3 times (NYL vs. LAS, 7/26/25)	3	PHO at CON 7/14/24			
												MINS	36	NYL at GSV 9/2/25	44	PHO at DAL 6/9/24			

RECENT GAMES														
OPPONENT	W/L	MIN	FG-A	3P-A	FT-A	OR	DR	TR	A	PF	ST	TO	BS	PTS
9/2 at GSV	L	36:10	6-13	3-7	4-4	1	4	5	4	3	2	3	0	19
8/30 at PHO	L	31:27	5-10	3-6	0-0	1	3	4	4	1	0	2	0	13
8/28 vs. WAS	W	DND - Injury												
8/25 vs. CON	W	DND - Injury												
8/23 at ATL	L	24:45	2-6	0-2	3-4	0	3	3	1	1	2	3	1	7



#13 Leonie Fiebich

Forward • 6-4 • 150lbs • 25 • /Germany

2 Years Pro

WNBA Champion with New York Liberty (2024). WNBA All-Rookie Team (2024). Two-time LF Endesa Most Valuable Player in Spain (2023, 2024). Olympian (2024). (she/her/hers)

	GP	GS	PPG	RPG	APG	SPG	BPG	MPG	FG%	3FG%	FT%	2025-26 HIGHS				CAREER HIGHS							
2025-26	34	34	8.6	3.6	1.9	0.91	0.41	28.5	.490	.426	.873	PTS	21 NYL vs. ATL 7/13/25				21 NYL vs. ATL 7/13/25						
Career	74	49	7.6	3.3	1.8	0.93	0.28	24.4	.484	.430	.825	FGM	8 NYL vs. ATL 7/13/25				8 NYL vs. ATL 7/13/25						
												FGA	12 NYL at DAL 8/8/25				13 NYL vs. DAL 8/22/24						
												3FGM	4 NYL vs. ATL 7/13/25				4 5 times (NYL vs. ATL, 7/13/25)						
												3FGA	6 NYL vs. LVA 7/8/25				9 NYL vs. DAL 8/22/24						
												FTM	5 NYL vs. IND 7/22/25				5 NYL vs. IND 7/22/25						
												FTA	6 NYL vs. IND 7/22/25				6 NYL vs. IND 7/22/25						
2025-26	12	2	--	--	--	--	3	1	--	--	--	OREB	3 2 times (NYL @ MIN, 8/16/25)				5 NYL at ATL 6/6/24						
RECENT GAMES												DREB	8 2 times (NYL vs. LVA, 7/8/25)				8 2 times (NYL vs. LVA, 7/8/25)						
OPPONENT	W/L	MIN	FG-A	3P-A	FT-A	OR	DR	TR	A	PF	ST	TO	BS	PTS	TREB	9 2 times (NYL vs. LVA, 7/8/25)				9 4 times (NYL vs. LVA, 7/8/25)			
8/30 at PHO	L	30:00	1-7	1-5	1-2	1	5	6	1	1	0	1	0	4	ASTS	6 NYL at MIN 7/30/25				6 NYL at MIN 7/30/25			
8/28 vs. WAS	W	28:01	1-3	0-1	4-4	1	2	3	1	1	0	1	0	6	STLS	3 NYL vs. LVA 5/17/25				4 NYL at LAS 8/15/24			
8/25 vs. CON	W	31:29	3-6	1-2	0-0	0	1	1	2	5	2	1	0	7	BLKS	3 3 times (NYL vs. LAS, 7/26/25)				3 3 times (NYL vs. LAS, 7/26/25)			
8/23 at ATL	L	24:28	2-5	1-2	3-4	0	2	2	3	1	0	0	0	8	MIN	34 NYL vs. IND 7/22/25				34 NYL vs. IND 7/22/25			



## #7 Rebekah Gardner

Guard • 6-1 • 130lbs • 35 • UCLA/USA

2 Years Pro

Named to 2022 All-WNBA Rookie Team. Recorded a career-high of 18 points and 10 rebounds, recording her first career double-double in the WNBA 7/14/2022 at Los Angeles. (she/her/hers)

	GP	GS	PPG	RPG	APG	SPG	BPG	MPG	FG%	3FG%	FT%			
2025-26	38	4	3.4	1.8	0.6	0.55	0.18	11.8	.495	.444	.833	PTS	2025-26 HIGHS	CAREER HIGHS
Career	76	6	5.9	2.5	1.0	1.00	0.36	16.7	.523	.410	.822	FGM	12 NYL at SEA 6/22/25	18 CHI at LAS 7/14/22
												FGA	5 NYL at SEA 6/22/25	8 CHI at LAS 7/14/22
												3FGM	10 NYL at GSV 6/25/25	12 2 times (CHI @ NYL, 7/23/22)
												3FGA	2 2 times (NYL @ GSV, 6/25/25)	3 CHI vs. ATL 6/17/22
												FTM	5 NYL at GSV 6/25/25	5 NYL at GSV 6/25/25
												FTA	4 NYL at WAS 6/5/25	5 CHI vs. PHO 7/2/22
												OREB	4 NYL at WAS 6/5/25	6 2 times (CHI @ NYL, 7/23/22)
												DREB	3 NYL at GSV 6/25/25	4 2 times (CHI @ LAS, 7/14/22)
												TREB	5 NYL at ATL 8/23/25	6 3 times (CHI vs. WAS, 5/26/23)
												ASTS	6 NYL at ATL 8/23/25	10 CHI at LAS 7/14/22
												STLS	4 NYL vs. CON 6/1/25	5 CHI vs. ATL 6/17/22
												BLKS	2 5 times (NYL @ GSV, 9/2/25)	4 2 times (CHI @ MIN, 5/19/23)
												MIN	1 7 times (NYL vs. CON, 8/25/25)	3 CHI at NYL 7/23/22
													34 NYL at GSV 6/25/25	34 NYL at GSV 6/25/25



## #21 Isabelle Harrison

Forward • 6-3 • 183lbs • 31 • Tennessee/USA

7 Years Pro

Community Assist Award (2022). Became the third player in WNBA history to have 20+ points, 8+ rebounds and 4+ steals off the bench on 6/30/2021 vs Chicago Sky, tying her career-high in points (23). AP Comeback Player of the Year (2019). (she/her/hers)

	GP	GS	PPG	RPG	APG	SPG	BPG	MPG	FG%	3FG%	FT%			
2025-26	31	1	5.3	2.7	0.7	0.61	0.06	10.9	.508	.308	.780	PTS	2025-26 HIGHS	CAREER HIGHS
Career	234	103	7.8	4.5	1.0	0.76	0.41	18.7	.477	.222	.755	FGM	16 NYL vs. WAS 8/28/25	23 3 times (DAL @ NYL, 7/5/21)
												FGA	7 NYL at MIN 7/30/25	10 4 times (DAL @ WAS, 8/26/21)
												3FGM	13 NYL vs. WAS 8/28/25	18 CHI vs. DAL 9/8/24
												3FGA	2 NYL vs. WAS 8/28/25	2 NYL vs. WAS 8/28/25
												FTM	2 2 times (NYL vs. WAS, 8/28/25)	2 4 times (NYL vs. WAS, 8/28/25)
												FTA	4 2 times (NYL @ DAL, 8/8/25)	8 DAL vs. IND 8/20/21
												OREB	6 NYL at DAL 7/28/25	10 LVA vs. PHO 5/19/17
												DREB	3 3 times (NYL vs. MIN, 8/10/25)	7 DAL at CON 8/18/19
												TREB	5 3 times (NYL vs. DAL, 8/5/25)	11 CHI at NYL 7/11/24
												ASTS	6 3 times (NYL vs. ATL, 7/13/25)	13 3 times (DAL @ CON, 8/18/19)
												STLS	2 5 times (NYL vs. WAS, 8/28/25)	6 LVA vs. CHI 6/30/17
												BLKS	3 2 times (NYL vs. IND, 7/16/25)	4 3 times (DAL vs. MIN, 5/21/22)
												MIN	1 2 times (NYL vs. DAL, 8/5/25)	5 2 times (DAL @ ATL, 5/24/19)
													21 NYL at ATL 6/29/25	38 DAL at WAS 8/28/21



## #20 Sabrina Ionescu

Guard • 5-11 • 165lbs • 27 • Oregon/USA

5 Years Pro

WNBA Champion with New York Liberty (2024). All-WNBA Second Team (2022, 2023, 2024). WNBA All-Star (2022, 2023, 2024, 2025). Olympic Gold Medalist (2024). (she/her/hers)

	GP	GS	PPG	RPG	APG	SPG	BPG	MPG	FG%	3FG%	FT%			
2025-26	36	36	18.8	4.9	5.4	1.31	0.44	31.7	.400	.303	.932	PTS	2025-26 HIGHS	CAREER HIGHS
Career	179	175	16.8	5.5	5.8	1.01	0.36	31.5	.404	.351	.913	FGM	36 NYL at CON 8/3/25	37 NYL at ATL 6/9/23
												FGA	14 NYL at CON 8/3/25	14 NYL at CON 8/3/25
												3FGM	23 NYL vs. LVA 7/8/25	24 NYL vs. MIN 6/5/22
												3FGA	6 NYL vs. GSV 5/29/25	8 NYL at ATL 6/9/23
												FTM	15 NYL vs. GSV 5/29/25	15 NYL vs. GSV 5/29/25
												FTA	9 2 times (NYL vs. LVA, 7/8/25)	12 NYL at DAL 8/8/22
												OREB	10 NYL vs. LVA 7/8/25	12 NYL at DAL 8/8/22
												DREB	3 2 times (NYL @ CON, 8/3/25)	6 NYL vs. SEA 7/25/23
												TREB	8 2 times (NYL @ MIN, 8/16/25)	13 NYL vs. CHI 6/12/22
												ASTS	11 NYL at CON 8/3/25	13 3 times (NYL @ LVA, 7/6/22)
												STLS	11 NYL vs. MIN 8/19/25	16 NYL vs. PHO 7/31/22
												BLKS	4 2 times (NYL vs. LAS, 7/26/25)	4 4 times (NYL vs. LAS, 7/26/25)
												MIN	2 3 times (NYL vs. IND, 7/22/25)	3 2 times (NYL vs. MIN, 7/28/23)
													38 NYL vs. ATL 6/17/25	42 NYL vs. ATL 6/30/22





## #23 Marine Johannès

Guard • 5-10 • 134lbs • 30 • /France

3 Years Pro

Olympic Silver Medalist (2024). FIBA EuroCup Women Champion (2023). FIBA EuroCup Women Most Valuable Player (2023). WNBA-Best 3-Point Percentage (43.7%) Among Players with 100-Plus Attempts in 2022. (she/her/hers)

	GP	GS	PPG	RPG	APG	SPG	BPG	MPG	FG%	3FG%	FT%						2025-26 HIGHS					CAREER HIGHS												
2025-26	41	5	6.8	2.0	1.6	0.59	0.29	19.1	.402	.346	.842						PTS	18 NYL vs. GSV 5/27/25					23 NYL vs. SEA 6/19/22											
Career	119	20	7.6	1.7	2.1	0.58	0.17	20.2	.425	.378	.815						FGM	7 NYL at SEA 6/22/25					9 NYL vs. SEA 6/19/22											
																	FGA	13 NYL at SEA 6/22/25					15 NYL vs. ATL 6/13/23											
	POINTS				REB			AST		BLK		STL								3FGM					6 NYL vs. GSV 5/27/25					6 2 times (NYL vs. GSV, 5/27/25)				
	10+	20+	30+	10+	10+	3+	3+	DBL-DBL	TPL-DBL										3FGA					11 NYL vs. GSV 5/27/25					11 NYL vs. GSV 5/27/25					
2025-26	12	--	--	--	--	--	2	--											FTM					3 4 times (NYL vs. WAS, 8/28/25)					5 NYL vs. CON 9/1/23					
																			FTA					4 NYL vs. LAS 7/26/25					6 NYL vs. CON 9/1/23					
RECENT GAMES																	OREB					2 2 times (NYL vs. ATL, 6/17/25)					4 NYL vs. CON 8/30/19							
OPPONENT	W/L	MIN	FG-A	3P-A	FT-A	OR	DR	TR	A	PF	ST	TO	BS	PTS	DREB					5 NYL at SEA 6/22/25					5 3 times (NYL @ SEA, 6/22/25)									
9/2 at GSV	L	21:44	1-6	1-4	0-0	0	4	4	1	4	1	0	1	3	TREB					6 NYL vs. ATL 6/17/25					6 2 times (NYL vs. ATL, 6/17/25)									
8/30 at PHO	L	15:52	2-5	0-3	0-0	0	0	0	0	2	0	3	1	4	ASTS					6 NYL vs. CON 6/1/25					9 NYL at LVA 7/6/22									
8/28 vs. WAS	W	29:06	4-10	3-8	3-3	0	1	1	5	0	0	1	0	14	STLS					4 NYL vs. GSV 5/27/25					4 2 times (NYL vs. GSV, 5/27/25)									
8/25 vs. CON	W	16:21	1-4	0-2	0-0	1	0	1	2	2	0	3	0	2	BLKS					1 12 times (NYL @ GSV, 9/2/25)					2 NYL at CON 7/24/19									
8/23 at ATL	L	23:55	3-12	1-7	0-0	0	3	3	5	1	0	1	1	7	MINS					36 NYL at SEA 6/22/25					38 NYL vs. ATL 6/30/22									



## #35 Jonquel Jones

Center • 6-6 • 215lbs • 31 • George Washington/Bahamas

9 Years Pro

WNBA Champion & Finals Most Valuable Player with New York Liberty (2024). Commissioner's Cup Most Valuable Player (2023). All-WNBA Second Team (2017, 2019, 2022, 2024). All-WNBA Defensive Team (2019, 2021, 2022, 2024). (she/her/hers)

	GP	GS	PPG	RPG	APG	SPG	BPG	MPG	FG%	3FG%	FT%	2025-26 HIGHS					CAREER HIGHS								
2025-26	28	28	14.4	8.4	2.7	0.50	1.11	27.3	.502	.441	.762	PTS	26 NYL at IND 5/24/25					34 NYL at LVA 6/15/24							
Career	303	256	13.4	8.4	1.9	0.81	1.33	25.7	.515	.385	.792	FGM	9 2 times (NYL vs. CHI, 8/21/25)					12 3 times (NYL @ LVA, 6/15/24)							
												FGA	16 2 times (NYL vs. CHI, 8/21/25)					23 CON at CHI 6/29/22							
POINTS												REB			AST		BLK		STL						
	10+	20+	30+	10+	10+	3+	3+	DBL-DBL	TPL-DBL																
2025-26	24	6	--	11	--	3	--	11	--																
RECENT GAMES																									
OPPONENT	W/L	MIN	FG-A	3P-A	FT-A	OR	DR	TR	A	PF	ST	TO	BS	PTS											
9/2 at GSV	L	25:08	2-4	0-2	1-2	1	3	4	1	2	1	3	1	5	16 2 times (CON @ NYL, 7/11/21)										
8/30 at PHO	L	29:18	3-8	0-2	0-0	1	5	6	4	4	1	5	0	6	22 2 times (CON @ LAS, 5/31/19)										
8/28 vs. WAS	W	DND - Injury																							
8/25 vs. CON	W	33:27	8-10	2-4	0-0	3	8	11	6	3	1	1	0	18	8 NYL vs. LAS 6/20/24										
8/23 at ATL	L	29:10	4-13	3-8	0-0	1	7	8	1	2	0	4	1	11	5 2 times (CON @ CHI, 6/29/22)										
															4 NYL at CHI 5/22/25										
															6 CON vs. LVA 8/23/19										
															41 CON at SEA 5/25/21										



## #33 Emma Meesseman

Forward • 6-4 • 191lbs • 32 • /Belgium

8 Years Pro

FIBA EuroBasket Champion & Most Valuable Player with Belgium (2025, 2023), WNBA All-Star (2015, 2022), Olympian (2021, 2024), WNBA Champion & Finals Most Valuable Player with the Washington Mystics (2019). (she/her/hers)

	GP	GS	PPG	RPG	APG	SPG	BPG	MPG	FG%	3FG%	FT%	2025-26 HIGHS					CAREER HIGHS					
2025-26	14	12	13.3	5.3	3.4	1.36	0.79	27.1	.559	.688	.821	PTS	24 2 times (NYL @ LVA, 8/13/25)					30 WAS at ATL 7/30/17				
Career	252	198	11.6	5.3	2.7	1.09	0.94	26.1	.524	.390	.852	FGM	9 NYL at LAS 8/12/25					14 WAS at ATL 7/30/17				
												FGA	15 2 times (NYL @ LVA, 8/13/25)					23 WAS vs. LVA 8/5/20				
												3FGM	2 3 times (NYL @ PHO, 8/30/25)					4 2 times (WAS @ DAL, 8/31/19)				
												3FGA	3 2 times (NYL @ MIN, 8/16/25)					7 WAS vs. LVA 8/5/20				
												FTM	6 2 times (NYL @ LVA, 8/13/25)					6 7 times (NYL @ LVA, 8/13/25)				
												FTA	7 NYL at LAS 8/12/25					9 WAS vs. CON 9/18/16				
												OREB	3 3 times (NYL vs. CHI, 8/21/25)					7 WAS vs. NYL 8/16/14				
												DREB	7 2 times (NYL @ LVA, 8/13/25)					9 3 times (WAS vs. LVA, 8/5/20)				
												TREB	10 NYL at LVA 8/13/25					13 5 times (WAS vs. LVA, 8/5/20)				
												ASTS	7 NYL at DAL 8/8/25					10 WAS vs. ATL 8/19/20				
												STLS	4 NYL vs. CHI 8/21/25					7 CHI at MIN 5/14/22				
												BLKS	2 NYL vs. DAL 8/5/25					6 WAS vs. DAL 6/19/15				
												MINS	32 NYL vs. CHI 8/21/25					46 WAS at CON 6/14/16				
RECENT GAMES																						
OPPONENT	W/L	MIN	FG-A	3P-A	FT-A	OR	DR	TR	A	PF	ST	TO	BS	PTS								
9/2 at GSV	L	23:06	4-8	1-1	0-0	1	4	5	1	2	1	3	1	9								
8/30 at PHO	L	30:21	7-9	2-2	1-2	0	4	4	2	1	3	1	0	17								
8/28 vs. WAS	W	28:04	6-9	1-1	2-2	2	3	5	5	0	2	0	0	15								
8/25 vs. CON	W	21:19	5-9	0-0	0-0	0	2	2	1	1	0	2	1	10								
8/23 at ATL	L	26:24	5-10	0-0	0-0	0	4	4	4	0	0	2	0	10								





## #8 Nyara Sabally

Center • 6-5 • 204lbs • 25 • Oregon/Germany

2 Years Pro

WNBA Champion with New York Liberty (2024). USA Basketball 3x3 Women's National Team development camp invitee (2024). Three-time Pac-12 All-Defensive selection with Colorado. (she/her/hers)

	GP	GS	PPG	RPG	APG	SPG	BPG	MPG	FG%	3FG%	FT%
2025-26	15	10	5.9	4.9	0.9	0.60	1.07	19.4	.493	.143	.680
Career	74	10	3.9	3.4	0.5	0.49	0.57	12.2	.507	.167	.711

	POINTS			REB	AST	BLK	STL		
	10+	20+	30+	10+	10+	3+	3+	DBL-DBL	TPL-DBL
2025-26	2	--	--	--	--	2	1	--	--

## RECENT GAMES

OPPONENT	W/L	MIN	FG-A	3P-A	FT-A	OR	DR	TR	A	PF	ST	TO	BS	PTS
9/2 at GSV	L													
8/30 at PHO	L													
8/28 vs. WAS	W													
8/25 vs. CON	W													
8/23 at ATL	L													

	2025-26 HIGHS	CAREER HIGHS
PTS	16 NYL at PHO 6/27/25	16 NYL at PHO 6/27/25
FGM	6 NYL at PHO 6/27/25	6 NYL at PHO 6/27/25
FGA	12 NYL at IND 6/14/25	12 NYL at IND 6/14/25
3FGM	1 NYL vs. ATL 7/13/25	1 3 times (NYL vs. ATL, 7/13/25)
3FGA	3 NYL at IND 6/14/25	3 NYL at IND 6/14/25
FTM	4 NYL at PHO 6/27/25	6 NYL at WAS 9/17/24
FTA	7 NYL at PHO 6/27/25	7 2 times (NYL @ PHO, 6/27/25)
OREB	4 2 times (NYL @ IND, 6/14/25)	4 3 times (NYL @ IND, 6/14/25)
DREB	7 2 times (NYL vs. ATL, 7/13/25)	8 2 times (NYL @ LAS, 8/28/24)
TREB	9 3 times (NYL vs. ATL, 7/13/25)	10 NYL at LAS 8/28/24
ASTS	3 NYL vs. IND 7/16/25	3 2 times (NYL vs. IND, 7/16/25)
STLS	4 NYL at IND 6/14/25	4 NYL at IND 6/14/25
BLKS	4 NYL vs. ATL 7/13/25	4 NYL vs. ATL 7/13/25
MINS	31 NYL at SEA 6/22/25	31 NYL at SEA 6/22/25



## #30 Breanna Stewart

Forward • 6-4 • 170lbs • 31 • Connecticut/USA

9 Years Pro

All-WNBA First Team (2018, 2020, 2021, 2022, 2023, 2024). WNBA All-Star (2017, 2018, 2021, 2022, 2023, 2024, 2025). Olympic Gold Medalist (2016, 2020, 2024). WNBA Most Valuable Player (2018, 2023). WNBA Finals Most Valuable Player (2018, 2020). (she/her/hers)

	GP	GS	PPG	RPG	APG	SPG	BPG	MPG	FG%	3FG%	FT%
2025-26	28	28	18.0	6.5	3.5	1.39	1.25	30.8	.456	.217	.822
Career	289	289	20.5	8.5	3.2	1.41	1.45	32.5	.468	.347	.835

	POINTS			REB	AST	BLK	STL		
	10+	20+	30+	10+	10+	3+	3+	DBL-DBL	TPL-DBL
2025-26	25	10	1	5	--	3	6	5	--

## RECENT GAMES

OPPONENT	W/L	MIN	FG-A	3P-A	FT-A	OR	DR	TR	A	PF	ST	TO	BS	PTS
9/2 at GSV	L	34:14	4-15	1-5	10-13	2	3	5	1	3	2	3	1	19
8/30 at PHO	L	27:08	4-9	2-5	4-5	2	4	6	3	2	2	1	0	14
8/28 vs. WAS	W	23:36	4-9	1-3	3-4	0	9	9	1	3	1	1	0	12
8/25 vs. CON	W	20:36	4-12	0-2	11-13	1	4	5	0	2	0	2	1	19
8/23 at ATL	L													

	2025-26 HIGHS	CAREER HIGHS
PTS	35 NYL vs. PHO 6/19/25	45 NYL vs. IND 5/21/23
FGM	11 NYL vs. PHO 6/19/25	15 3 times (NYL @ IND, 8/13/23)
FGA	19 2 times (NYL vs. ATL, 7/13/25)	28 SEA at DAL 5/22/21
3FGM	3 NYL vs. PHO 6/19/25	6 2 times (NYL @ MIN, 8/26/23)
3FGA	6 NYL at ATL 6/29/25	10 NYL at IND 8/13/23
FTM	15 NYL vs. GSV 5/29/25	15 2 times (NYL vs. GSV, 5/29/25)
FTA	19 NYL vs. GSV 5/29/25	19 NYL vs. GSV 5/29/25
OREB	4 NYL vs. LAS 7/3/25	6 2 times (NYL vs. MIN, 9/15/24)
DREB	11 NYL vs. IND 7/16/25	17 SEA at LVA 8/22/20
TREB	14 NYL vs. LAS 7/3/25	18 2 times (NYL vs. MIN, 9/15/24)
ASTS	7 3 times (NYL vs. IND, 7/16/25)	9 2 times (SEA @ LAS, 9/4/20)
STLS	3 6 times (NYL vs. IND, 7/22/25)	6 2 times (NYL vs. CON, 5/27/23)
BLKS	4 NYL vs. IND 7/16/25	6 2 times (NYL vs. LAS, 6/22/24)
MINS	38 NYL at IND 6/14/25	41 SEA vs. CHI 5/25/18



## #6 Stephanie Talbot

Forward • 6-2 • 192lbs • 31 • /Australia

6 Years Pro

Olympian (2016, 2021), WNBA's Top Eight 3-Point Percentage (41.5%) in 2021 Among Players with at Least 50 Attempts, WNBL Betty Watson Rookie of the Year (2013)

	GP	GS	PPG	RPG	APG	SPG	BPG	MPG	FG%	3FG%	FT%
2025-26	35	10	3.1	2.9	1.9	0.54	0.17	15.0	.376	.291	.643
Career	234	71	4.3	2.7	1.6	0.61	0.32	16.4	.423	.351	.717


	POINTS			REB	AST	BLK	STL		
	10+	20+	30+	10+	10+	3+	3+	DBL-DBL	TPL-DBL
2025-26	5	--	--	1	--	1	1	--	--

## RECENT GAMES

OPPONENT	W/L	MIN	FG-A	3P-A	FT-A	OR	DR	TR	A	PF	ST	TO	BS	PTS
9/2 at GSV	L													
8/30 at PHO	L	7:23	0-0	0-0	0-0	0	0	0	1	0	0	1	0	0
8/28 vs. WAS	W	26:02	3-4	2-3	3-5	1	6	7	6	2	2	2	0	11
8/25 vs. CON	W	7:08	0-0	0-0	0-0	0	1	1	2	0	0	0	0	0
8/23 at ATL	L	22:26	1-2	0-0	0-0	1	1	2	3	1	0	1	0	2

	2025-26 HIGHS	CAREER HIGHS
PTS	13 2 times (NYL vs. DAL, 8/5/25)	24 MIN vs. ATL 7/2/19
FGM	5 GSV vs. NYL 6/25/25	8 SEA vs. DAL 6/4/21
FGA	8 GSV at MIN 7/5/25	13 MIN vs. ATL 7/2/19
3FGM	3 2 times (NYL vs. DAL, 8/5/25)	5 MIN vs. ATL 7/2/19
3FGA	5 2 times (GSV @ MIN, 7/5/25)	9 2 times (MIN vs. ATL, 7/2/19)
FTM	3 2 times (NYL vs. WAS, 8/28/25)	6 PHO vs. MIN 7/21/18
FTA	5 NYL vs. WAS 8/28/25	8 LAS vs. WAS 7/2/24
OREB	4 2 times (GSV vs. CHI, 6/27/25)	6 SEA vs. PHO 5/14/22
DREB	6 4 times (NYL vs. WAS, 8/28/25)	8 2 times (LAS @ NYL, 6/20/24)
TREB	10 GSV vs. CON 6/22/25	14 SEA vs. PHO 5/14/22
ASTS	6 NYL vs. WAS 8/28/25	9 LAS vs. LVA 7/5/24
STLS	3 GSV vs. IND 6/19/25	4 MIN vs. WAS 7/24/19
BLKS	3 NYL at DAL 7/28/25	3 5 times (NYL @ DAL, 7/28/25)
MINS	28 GSV vs. NYL 6/25/25	39 LAS vs. LVA 7/5/24






22  
**KENNEDY BURKE**  
GUARD



9  
**NATASHA CLOUD**  
GUARD



13  
**LEONIE FIEBICH**  
FORWARD




7  
**REBEKAH GARDNER**  
GUARD



21  
**ISABELLE HARRISON**  
FORWARD




20  
**SABRINA IONESCU**  
GUARD



23  
**MARINE JOHANNÈS**  
GUARD




35  
**JONQUEL JONES**  
CENTER



33  
**EMMA MEESSEMAN**  
FORWARD



8  
**NYARA SABALLY**  
CENTER



30  
**BREANNA STEWART**  
FORWARD



6  
**STEPHANIE TALBOT**  
FORWARD



# PLAYER MILESTONES AND ATTENDANCE SUMMARY



PLAYER	PTS	N	DA	REB	N	DA	AST	N	DA	STL	N	DA	BLK	N	DA	GAMES	N	DA	FGM	N	DA	3FGM	N	DA	FTM	N	DA	OREB	N	DA	DREB	N	DA
Ionescu, S.	3,000	--	8/21/25	1,000	17	--	1,100	53	--	200	19	--	--	--	--	200	21	--	1,100	100	--	500	41	--	600	46	--	100	--	6/23/24	900	61	--
Burke, K.	500	--	7/6/24	250	--	7/25/25	100	--	5/29/25	100	--	7/8/25	--	--	--	200	37	--	300	--	8/23/25	100	--	8/16/25	100	--	6/14/25	100	14	--	200	15	--
Stewart, B.	6,000	77	--	2,500	47	--	1,000	83	--	500	93	--	500	82	--	300	11	--	2,100	68	--	500	49	--	1,500	92	--	400	20	--	2,100	27	--
Cloud, N.	3,000	160	--	1,250	179	--	1,800	79	--	400	61	--	--	--	--	400	76	--	1,000	20	--	400	72	--	600	48	--	100	--	8/30/25	1,000	30	--
Fiebig, L.	500	--	8/12/25	250	7	--	100	--	8/5/25	--	--	--	--	--	--	--	--	--	200	4	--	100	--	8/30/25	--	--	--	--	--	--	200	17	--
Gardner, R.	--	--	--	--	--	--	--	--	--	--	--	--	--	--	--	--	--	--	200	31	--	--	--	--	--	--	--	--	--	--	100	--	6/27/25
Harrison, I.	2,000	171	--	1,250	207	--	200	--	7/11/24	200	21	--	100	5	--	200	--	9/13/24	800	57	--	--	--	--	400	67	--	400	63	--	800	94	--
Meesseman, E.	3,000	76	--	1,500	163	--	700	25	--	300	26	--	200	--	6/3/22	300	48	--	1,300	64	--	100	--	8/16/25	400	54	--	500	73	--	1,000	90	--
Johannes, M.	1,000	96	--	250	45	--	300	47	--	--	--	--	--	--	--	100	--	7/22/25	300	--	8/16/25	200	--	9/2/25	--	--	--	--	--	--	200	30	--
Talbot, S.	1,000	--	8/12/25	750	125	--	400	28	--	100	--	7/5/22	--	--	--	200	--	5/21/25	400	33	--	100	--	6/5/22	100	--	6/18/24	100	--	6/23/22	500	29	--
Jones, J.	4,500	435	--	2,750	196	--	600	11	--	300	55	--	500	98	--	300	--	8/23/25	1,500	19	--	400	45	--	800	52	--	800	67	--	1,900	79	--
Sabally, N.	--	--	--	250	1	--	--	--	--	--	--	--	--	--	--	--	--	--	100	--	6/27/25	--	--	--	--	--	--	--	--	--	200	30	--

"N" = Needs, "DA" = Date Acquired

## NEW YORK LIBERTY Attendance Summary (As of September 4, 2025)

top 10 home attendance				top 10 away attendance			
ATTENDANCE	DATE	OPPONENT	RESULT	ATTENDANCE	DATE	OPPONENT	RESULT
17,758	7/11/2024	Chicago Sky	W, 91-76	18,064	6/25/2025	Golden State Valkyries	W, 81-78
17,735	5/18/2024	Indiana Fever	W, 91-80	18,064	9/2/2025	Golden State Valkyries	L, 66-58
17,515	7/25/2025	Phoenix Mercury	W, 89-76	17,274	5/16/2024	Indiana Fever	W, 102-66
17,415	6/1/2025	Connecticut Sun	W, 100-52	17,274	7/6/2024	Indiana Fever	L, 83-78
17,401	6/2/2024	Indiana Fever	W, 104-68	17,274	6/14/2025	Indiana Fever	L, 102-88
17,371	7/16/2025	Indiana Fever	W, 98-77	17,274	5/24/2025	Indiana Fever	W, 90-88
17,365	7/22/2025	Indiana Fever	W, 98-84	15,800	8/30/2024	Seattle Storm	W, 98-85
17,344	5/17/2025	Las Vegas Aces	W, 92-78	13,252	8/30/2025	Phoenix Mercury	L, 80-63
17,343	8/10/2025	Minnesota Lynx	L, 83-71	13,106	8/19/2018	Phoenix Mercury	L, 96-85
17,306	8/5/2025	Dallas Wings	W, 85-76	12,500	6/22/2025	Seattle Storm	L, 89-79

### OVERALL HOME ATTENDANCE (Regular Season only)

YEAR	GAMES	TOTAL	AVERAGE
2018	17	47,988	2,823
2019	17	38,067	2,239
2020	11	0	0
2021	16	28,113	1,757
2022	18	95,882	5,327
2023	20	155,535	7,777
2024	20	254,590	12,730
2025	21	341,575	16,265

### OVERALL AWAY ATTENDANCE (Regular Season only)

YEAR	GAMES	TOTAL	AVERAGE
2018	17	127,214	7,483
2019	17	111,991	6,588
2020	11	0	0
2021	16	31,805	1,988
2022	18	106,202	5,900
2023	20	137,366	6,868
2024	20	180,403	9,020
2025	20	206,025	10,301

