



New York Liberty (27-17) @ Phoenix Mercury (27-17)



Sunday, September 14th, 2025 — PHX Arena — 5:00 pm EDT — Postseason Game #1 — Away Game #1

National Television: ESPN

Follow the Liberty PR Department on X: @nylibertyPR and @NYL_Stats

2024 WNBA CHAMPIONS | 2023 COMMISSIONER'S CUP CHAMPIONS

LAST GAME STARTERS

PLAYER / 2025-26 REGULAR SEASON AVERAGES

#13	Leonie Fiebich			F • 6-4 • /Germany • 2nd Season		
GP/GS	PPG	RPG	APG	SPG	BPG	MPG
37/37	8.7	3.5	1.7	0.9	0.4	28.1
#30	Breanna Stewart			F • 6-4 • Connecticut/USA • 9th Season		
GP/GS	PPG	RPG	APG	SPG	BPG	MPG
31/31	18.3	6.5	3.5	1.4	1.4	30.6
#35	Jonquel Jones			C • 6-6 • George Washington/Bahamas • 9th Season		
GP/GS	PPG	RPG	APG	SPG	BPG	MPG
31/31	13.6	8.1	2.7	0.5	1.1	26.8
#20	Sabrina Ionescu			G • 5-11 • Oregon/USA • 5th Season		
GP/GS	PPG	RPG	APG	SPG	BPG	MPG
38/38	18.2	4.9	5.7	1.3	0.4	31.4
#9	Natasha Cloud			G • 5-10 • St. Joseph's (PA)/USA • 10th Season		
GP/GS	PPG	RPG	APG	SPG	BPG	MPG
41/41	10.1	3.7	5.1	1.2	0.3	29.0

PRONUNCIATION GUIDE

Leonie Fiebich (Lay-oh-knee Fee-bish); Sabrina Ionescu (YO-ness-coo); Marine Johannès (Jo-ha-ness); Emma Meesseman (MEESE-uh-man); Nyara Sabally (Knee-ARE-uh SAH-buh-lee); Breanna Stewart (bree-ANN-uh [NOT bree-ON-uh]); Stephanie Talbot (Tahl-bit)

2025-26 REGULAR SEASON LIBERTY RECORDS

	RECORD	HOME	ROAD	OT	STREAKS	
OVERALL	27-17	17-5	10-12	--	OVERALL	Won 3
WESTERN	12-12	8-4	4-8	--	HOME	Won 3
EASTERN	15-5	9-1	6-4	--	ROAD	Won 2

MATCHUP QUICK HITS

The New York Liberty travel to face the Phoenix Mercury in the first round of the 2025 WNBA Playoffs.

New York closed the 2025 regular season with a 91-86 victory over the Chicago Sky, extending their record to 12-0 when the starting lineup of **Natasha Cloud**, **Leonie Fiebich**, **Sabrina Ionescu**, **Jonquel Jones**, and **Breanna Stewart** finishes a game.

Sabrina Ionescu put up the 21st double-double of her career with 11 points, 11 assists, and five rebounds as she became the first player in franchise history to put up 11 assists with 0 turnovers.

Breanna Stewart scored a team-high 24 points (9-for-14 FG, 1-for-1 3PT, 5-for-5 FT). Stewart knocked down at least one three-pointer in each of her last six games, marking her longest such streak since her 2023 MVP campaign.

Leonie Fiebich closed the contest with a game-high +23 plus-minus for her eighth career game with a plus-minus of +20 or better, which is tied for the eighth-most such games through a player's first two seasons in WNBA history.

The Associated Press named **Sabrina Ionescu** to its All-WNBA Second Team, her fourth time receiving this honor in her six-year career.

Through 26 games played together this season, **Ionescu** has assisted **Breanna Stewart** on 190 made field goals, the third-most by any duo in franchise history.

Emma Meesseman finished the regular season shooting a career-high 57.2% from the field, the highest FG% in Liberty franchise history (min. 150 attempts).

The Liberty's starting five finished the season with a +26.0 net rating, the highest by any lineup in the WNBA (min. 120 MP) in six years.

New York scored at least 90 points 12 times in 2025, marking the third-most 90-point games in a season throughout franchise history and the third-most in the league this season.

2025 REGULAR SEASON SCHEDULE

DATE	OPPONENT	SCORE	RECORD
5/17	vs. Aces	92-78 W	1-0
5/22	@ Sky	99-74 W	2-0
5/24	@ Fever	90-88 W	3-0
5/27	vs. Valkyries	95-67 W	4-0
5/29	vs. Valkyries	82-77 W	5-0
5/30	@ Mystics	85-63 W	6-0
6/1	vs. Sun	100-52 W	7-0
6/5	@ Mystics	86-78 W	8-0
6/10	vs. Sky	85-66 W	9-0
6/14	@ Fever	88-102 L	9-1
6/17	vs. Dream	86-81 W	10-1
6/19	vs. Mercury	81-89 L	10-2
6/22	@ Storm	79-89 L	10-3
6/25	@ Valkyries	81-78 W	11-3
6/27	@ Mercury	91-106 L	11-4
6/29	@ Dream	81-90 L	11-5
7/3	vs. Sparks	89-79 W	12-5
7/6	vs. Storm	70-79 L	12-6
7/8	vs. Aces	87-78 W	13-6
7/13	vs. Dream	79-72 W	14-6
7/16	vs. Fever	98-77 W	15-6
7/22	vs. Fever	98-84 W	16-6
7/25	vs. Mercury	89-76 W	17-6
7/26	vs. Sparks	99-101 L	17-7
7/28	@ Wings	82-92 L	17-8
7/30	@ Lynx	93-100 L	17-9
8/1	@ Sun	62-78 L	17-10
8/3	@ Sun	87-78 W	18-10
8/5	vs. Wings	85-76 W	19-10
8/8	@ Wings	88-77 W	20-10
8/10	vs. Lynx	71-83 L	20-11
8/12	@ Sparks	105-97 W	21-11
8/13	@ Aces	77-83 L	21-12
8/16	@ Lynx	80-86 L	21-13
8/19	vs. Lynx	85-75 W	22-13
8/21	vs. Sky	85-91 L	22-14
8/23	@ Dream	62-78 L	22-15
8/25	vs. Sun	81-79 W	23-15
8/28	vs. Mystics	89-63 W	24-15
8/30	@ Mercury	63-80 L	24-16
9/2	@ Valkyries	58-66 L	24-17
9/5	@ Storm	84-76 W	25-17
9/9	vs. Mystics	75-66 W	26-17
9/11	@ Sky	91-86 W	27-17





NO.	PLAYER	POS.	HT.	BIRTHDATE	PRIOR TO WNBA/HOME COUNTRY	WNBA EXP.
22	Kennedy Burke	G	6-1	02/14/1997	UCLA/USA	5
9	Natasha Cloud	G	5-10	02/22/1992	St. Joseph's (PA)/USA	10
13	Leonie Fiebich	F	6-4	01/10/2000	/Germany	2
7	Rebekah Gardner	G	6-1	07/09/1990	UCLA/USA	2
21	Isabelle Harrison	F	6-3	09/27/1993	Tennessee/USA	7
20	Sabrina Ionescu	G	5-11	12/06/1997	Oregon/USA	5
23	Marine Johannès	G	5-10	01/21/1995	/France	3
35	Jonquel Jones	C	6-6	01/05/1994	George Washington/Bahamas	9
33	Emma Meesseman	F	6-4	05/13/1993	/Belgium	8
8	Nyara Sabally	C	6-5	02/26/2000	Oregon/Germany	2
30	Breanna Stewart	F	6-4	08/27/1994	Connecticut/USA	9
6	Stephanie Talbot	F	6-2	06/15/1994	/Australia	6

STAFF

Head Coach	Sandy Brondello (she/her)
Assistant Coach	Olaf Lange (he/him)
Assistant Coach	Sonia Raman (she/her)
Assistant Coach	Zach O'Brien (he/him)
Head Athletic Trainer	Theresa Acosta (she/her)

PRONUNCIATION GUIDE

Leonie Fiebich (Lay-oh-knee Fee-bish); **Sabrina Ionescu** (YO-ness-coo); **Marine Johannès** (Jo-ha-ness); **Emma Meesseman** (MEESE-uh-man); **Nyara Sabally** (Knee-ARE-uh SAH-buh-lee); **Breanna Stewart** (bree-ANN-uh [NOT bree-ON-uh]); **Stephanie Talbot** (Tahl-bit)

Coaches: **Sandy Brondello** (braun-DELL-oh), **Olaf Lange** (Lang)

HOW THE LIBERTY WERE BUILT

FREE AGENTS

- 2025** - Kennedy Burke (Re-signed with the New York Liberty on February, 1, 2025.)
 - Isabelle Harrison (Signed as free agent on Feb. 21, 2025.)
 - Marine Johannès (Re-signed with the New York Liberty on Mar. 21, 2025.)
 - Emma Meesseman (Signed with the New York Liberty on Aug. 1, 2025.)
 - Stephanie Talbot (Signed with the New York Liberty on July 21, 2025.)

2023 - Breanna Stewart (Re-signed with the New York Liberty on March 26, 2025.)

OBTAINED VIA TRADE

- 2024** - Natasha Cloud (Acquired via trade from CON on March 16, 2025)
 - Rebekah Gardner (Acquired via trade from CHI in 2024)
- 2023** - Leonie Fiebich (Acquired player rights from CHI via four-team trade)
 - Jonquel Jones (Re-signed with New York Liberty February 16, 2024)

OBTAINED VIA DRAFT

- 2022** - Nyara Sabally (Drafted No. 5 overall in 2022 WNBA Draft)
2020 - Sabrina Ionescu (Re-signed with New York Liberty on May 15, 2023)

NUMERICAL ROSTER

6 Stephanie Talbot	21 Isabelle Harrison
7 Rebekah Gardner	22 Kennedy Burke
8 Nyara Sabally	23 Marine Johannès
9 Natasha Cloud	30 Breanna Stewart
13 Leonie Fiebich	33 Emma Meesseman
20 Sabrina Ionescu	35 Jonquel Jones

STATUS REPORT

No injuries to report.

LIBERTY PREGAME AVAILABILITY: 90-60 Minutes on Game Clock (Begins at 12:28:30 PM PT)

90-75 Minutes

Kennedy Burke
 Rebekah Gardner
 Isabelle Harrison
 Marine Johannès
 Nyara Sabally
 Stephanie Talbot

80-65 Minutes

Natasha Cloud
 Breanna Stewart

75-60 Minutes

Leonie Fiebich
 Sabrina Ionescu
 Jonquel Jones
 Emma Meesseman





WOMEN'S NATIONAL BASKETBALL ASSOCIATION

OFFICIAL SCORER'S REPORT
FINAL BOX

Thursday, September 11, 2025 Wintrust Arena, Chicago, IL
Officials: #34 Maj Forsberg, #43 Kevin Fahy, #10 Ashley Gloss

Game Duration: 1:44
Attendance: 8824

VISITOR: New York Liberty (27-17)

	POS	MIN	FG	FGA	3P	3PA	FT	FTA	OR	DR	TOT	A	PF	ST	TO	BS	+/-	PTS
13 Leonie Fiebich	F	18:40	2	3	0	1	1	2	0	2	2	0	1	1	0	0	23	5
30 Breanna Stewart	F	24:17	9	14	1	1	5	5	1	5	6	3	1	1	0	1	19	24
35 Jonquel Jones	C	18:55	2	6	1	3	2	2	0	3	3	4	2	0	0	1	9	7
20 Sabrina Ionescu	G	26:24	5	10	1	5	0	0	1	4	5	11	3	0	0	0	21	11
9 Natasha Cloud	G	18:53	1	5	0	2	0	0	0	1	1	1	0	1	2	0	9	2
22 Kennedy Burke		13:41	2	4	0	2	0	0	0	2	2	0	1	0	1	0	4	4
33 Emma Meesseman		16:27	4	6	1	1	5	5	3	3	6	3	0	1	2	1	7	14
7 Rebekah Gardner		15:31	5	5	3	3	2	3	2	0	2	0	2	3	1	0	-21	15
21 Isabelle Harrison		14:43	0	6	0	1	0	0	2	3	5	2	1	0	2	0	-10	0
23 Marine Johannès		11:27	1	3	1	3	0	0	0	0	0	2	1	1	0	0	-10	3
8 Nyara Sabally		11:02	2	4	0	0	0	0	1	2	3	0	1	0	0	1	-11	4
6 Stephanie Talbot		10:00	1	3	0	1	0	0	0	0	0	0	1	0	2	0	-15	2
200:00			34	69	8	23	15	17	10	25	35	26	14	8	10	4	5	91
			49.3%		34.8%		88.2%		TM REB: 5			TOT TO: 10 (15 PTS)						

HOME: CHICAGO SKY (10-34)

	POS	MIN	FG	FGA	3P	3PA	FT	FTA	OR	DR	TOT	A	PF	ST	TO	BS	+/-	PTS
9 Rebecca Allen	F	22:06	2	6	2	4	0	0	0	2	2	3	3	2	1	1	-25	6
12 Michaela Onyenwere	F	31:38	4	8	1	4	2	2	1	5	6	1	4	0	4	0	5	11
10 Kamilla Cardoso	C	36:07	10	15	0	0	1	1	1	4	5	2	1	1	1	4	1	21
11 Kia Nurse	G	32:13	4	10	2	7	0	0	0	3	3	2	1	0	1	0	6	10
24 Rachel Banham	G	33:01	4	11	2	7	3	5	0	3	3	10	2	1	3	0	-5	13
0 Sevgi Uzun		17:13	0	2	0	0	0	0	0	0	0	4	1	0	1	0	-19	0
21 Maddy Westbeld		27:42	8	12	5	6	4	4	1	6	7	3	3	1	0	0	12	25
7 Ariel Atkins			DND - Injury/Illness - Back															
5 Angel Reese			DND - Injury/Illness - Back															
2 Hailey Van Lith			DND - Injury/Illness - Ankle															
22 Courtney Vandersloot			DND - Injury/Illness - Knee															
1 Elizabeth Williams			DNP - Coach's Decision															
200:00			32	64	12	28	10	12	3	23	26	25	15	5	11	5	-5	86
			50%		42.9%		83.3%		TM REB: 5			TOT TO: 12 (24 PTS)						

SCORE BY PERIOD	1	2	3	4	FINAL
Liberty	28	28	22	13	91
SKY	11	31	16	28	86

Inactive: Liberty -

Inactive: Sky -

Points in the Paint: Liberty 42 (21/39), SKY 32 (16/27) Biggest Lead: Liberty 23, SKY 0

2nd Chance Points: Liberty 9 (3/10), SKY 5 (2/5) Lead Changes: 0

Fast Break Points: Liberty 22 (9/9), SKY 13 (5/8) Times Tied: 1





WNBA EASTERN CONFERENCE PLAYER OF THE WEEK

- **WEEK ONE:** **Natasha Cloud** opened her Liberty career with her first ever Player of the Week award. In her New York debut, she became the first WNBA player to put up at least 22 points, six rebounds and nine assists in the first game with a new franchise.
 - New York went 3-0 in the first week of play, with Cloud averaging 18.7 points, 7.7 assists, 5.7 rebounds, an Eastern Conference-best 2.7 steals, and 1.3 blocks per game. Cloud led the entire Eastern Conference with a combined plus/minus of +49 on the week.
- **WEEK SEVEN:** **Sabrina Ionescu** averaged 19.8 points, 6.3 rebounds, 6.3 assists, and 1.8 steals per game, recording the second and third-highest scoring and assisting rates in the Eastern Conference, respectively. The Liberty posted a 3-1 record, closing the week on a two-game win streak.
 - This week Ionescu recorded a three-game stretch with at least 20 points, five rebounds, and five assists (7/3–8), tying the longest such streak in New York Liberty history and marking the second-longest in WNBA history. She also logged her sixth career 25-8-8 performance on July 8, the most by any player in WNBA history. On 7/6, she led the game in points (22), rebounds (nine), and assists (six) - marking the fourth time in her career she has led all players in all three categories—more than any other guard in WNBA history. She has since raised her record to five such performances.
- **WEEK EIGHT:** For the second time in her career, **Ionescu** earned consecutive Player of the Week honors. She averaged 24.0 points, 7.7 assists, 6.0 rebounds, 1.7 steals, and 1.0 blocks per game. These marks led all Eastern Conference players in assists and ranked among the top three in scoring.
 - Ionescu became just the fourth player in league history to record at least 30 points, eight rebounds, six assists, and four steals in a single game on 7/26 versus Los Angeles. That performance also marked her ninth career 30-5-5 game, tying Breanna Stewart for the second most in WNBA history.
- The Liberty took home the second-most weekly wins in the Eastern Conference this season. New York players have earned an all-time total of 64 Player of the Week awards, one shy of the WNBA record 65 wins held by the Los Angeles Sparks.





KIA WNBA EASTERN CONFERENCE PLAYER OF THE MONTH

- **JULY:** This win marked the fifth Player of the Month honor for **Sabrina Ionescu**, the second-most in franchise history. She led New York to a five-game winning streak - the longest in the Eastern Conference during July - with averages of 21.4 points, 6.6 assists, and 5.5 rebounds per game.
 - Ionescu led the league with five performances recording at least 20 points, five rebounds, and five assists. Closing July with 55 rebounds and a conference-best 66 assists, she was the only Eastern Conference player to total more than 50 boards and 50 assists.
 - During this month, Ionescu notched her 30th 20-point, five-rebound, five-assist performance. She now ranks No. 5 all-time for qualifying games in WNBA history.
- Since the honor's inception in 2010, New York has won a league-record 20 monthly recognitions out of the 60 that have been awarded to Eastern Conference players.

COACH OF THE MONTH

- **MAY:** Liberty Head Coach **Sandy Brondello** secured the WNBA's first monthly coaching honor as she led the Liberty to a perfect 6-0 record. New York paced the WNBA with 90.5 points per game, 23.5 assists per game, 30.3 defensive rebounds per game, 6.2 blocks per game, 11.2 threes per game, field goal percentage (46.7%), lowest opponent field goal percentage (36.4%), true shooting percentage (59.9%), assist to turnover ratio (1.83), net rating (19.1), offensive rating (110.1), and defensive rating (91.0)
 - On 5/22, New York broke the WNBA's all-time regular season record for the most made 3-pointers with 19 makes from deep. Just ten days later, on 6/1, the Liberty matched their own record. With six wins this month, Brondello became the franchise's third all-time leader in regular season wins. She has since earned the No. 1 rank with her 101st win on 8/12 against Los Angeles.
- Sandy Brondello has four Coach of the Month wins in her career - three since joining New York. With the award dating back to 2017, New York has accumulated five wins - tied with Connecticut for the second-most in league history.





ALL-STAR WEEKEND

- **AT&T WNBA ALL-STAR GAME:** **Sabrina Ionescu** and **Breanna Stewart** earned starting spots in the 2025 edition of the All-Star Game. This was the 14th time multiple Liberty players were selected as All-Star representatives with this being the fourth and seventh respective selection for Ionescu and Stewart.
 - Through the first 12 games of the season, Stewart and Ionescu both averaged more than 20 points per game, the first time in Liberty history that two teammates have done so, and just the fifth such occurrence in WNBA history.
 - Additionally, as New York held one of the top 2 records in the league entering All-Star Weekend, **Sandy Brondello** served as the head coach for Team Clark.
- **WNBA STARRY® 3-POINT CONTEST:** **Sabrina Ionescu** secured her second 3-Point Contest win after scoring 25 points in the first round and a resounding 30 points in final. After her historic 37-point win in 2023, she is the only player to record multiple 30-point finishes and only the second player in league history to win the event more than once, joining Allie Quigley.
- **KIA WNBA SKILLS CHALLENGE:** Making her Skills Challenge debut, **Natasha Cloud** boasted a time of 34.1 seconds in the opening round of the obstacle course. Advancing to the championship round, her mark of 36.4 seconds bested Erica Wheeler's 37.5-second finish, securing the 2025 title for Cloud.





Team Notes

- **TOP OF THE CHARTS:** The New York Liberty lead the WNBA in assist percentage (73.6%).
 - New York has outscored its opponents by 4.05 points per game, the third-best mark in the WNBA with only Atlanta (7.40) and Minnesota (9.19) ahead of them.
- **RUNNING IT UP**
 - New York has won 13 of its 44 contests by double figures, including six wins of at least 20 points.
 - The Liberty are tied with Atlanta for the third-most 20+ point wins in 2025.
 - *See the chart for a look at the Liberty seasons with the most 20+ point wins.*
 - In 16 games this season, at least five New York players scored in double figures. The Liberty hold the lead for the most such games in the WNBA this season.
 - *See the table for New York's recent history for number of games with 5+ players scoring 10+ points.*
- **FROM DISTANCE:** *See the chart for a look at the most 3-pointers made by New York in a season.*
 - New York has hit the fourth-most threes in the WNBA this season.
 - The Liberty have made the second-most triples in team history.
 - **The 2022 regular season featured 36 contests, 2023 & 2024 featured 40.*
- **JUMPING AHEAD EARLY:** Of New York's 43 outings, 25 of New York's first halves have ended with a tie or a Liberty lead this season. They have held double-digit leads at the break nine times and have led by 20 or more after the second quarter three times.
 - The Liberty had three halftime leads of at least 20 points three times *last regular season*.
- **LIBS ON DEFENSE:** The Liberty's opponents average a -4.0 plus/minus, the third-lowest allowance in the league.
 - New York has held its opponents to the league's lowest success rate from three (31.2%, 8.1-for-26.0).
- **CHECK IN, BALL OUT:** New York has one of the most impactful collections of reserve players in the WNBA. The Liberty's bench performance leads the league in assist percentage (72.1%), and has totaled a 39.2 defensive rating, second only to Atlanta (35.3).
 - New York's reserves have combined for 30+ points on 50.0% from the floor and beyond the arc five times in 2025 - tied with Connecticut, Dallas and Phoenix for the second-most such games this season. *See the chart for teams with 30+ points, 50.0% FG, 50.0% 3FG bench performances.*
 - Shining on both ends of the court, the Liberty's bench has tallied the third-best net rating in the league (1.7) with Atlanta's (2.2) and Minnesota's (4.0) ratings ahead of them.

#	TOT GP	SEASON
6	40	2023
6	40	2024
6	44	2025
3	34	2016
3	34	2017

#	TOT GP	SEASON
16	44	2025
6	40	2024
8	40	2023

#	SEASON
444	2023
405	2024
419	2025
349	2022

TEAM	RECORD
NYL	5-0
PHX	5-0
SEA	4-0





Player Notes

- **II DBL-DBLS:** On Sept. 9, **Jonquel Jones** tallied 12 points (4-for-11 FG, 4-for-5 FT) and 11 rebounds, marking her 102nd career double-double.
 - Since joining New York ahead of the 2023 season, Jones has tallied 34 double-doubles in the regular season, which is the seventh-most in the league over that span.
 - New York is a perfect 33-0 in regular season games where Jones notches a double-double.
 - She joins Vickie Johnson (4-0) and Kelsey Bone (2-0) as the only Liberty players who posted multiple double-doubles with the team and an undefeated record.
 - *See the chart for a look at where Jones ranks in career double-doubles in WNBA history.*
 - Jones is one of only two players in the WNBA averaging over 13 points, eight rebounds, 40.0% from three, and a 4 plus/minus with her 13.6 points per game, 8.1 rebounds per game, and 42.4% (53-for-125) 3FG% marks and a 4.5 plus/minus. She also holds the fifth-highest 3-point percentage this season, among qualified players.
- **BIG MEESS:** Fresh off a FIBA EuroBasket Most Valuable Player run, **Emma Meesseman** has provided an instant impact for the New York Liberty in her return to the WNBA.
 - *See the table for a look the Liberty in the six games post-All-Star break and the first six games with the addition of Meesseman.*
 - In Meesseman's first WNBA back-to-back since 2022, she scored 24 points on 8/12 and 8/13, including her 22nd career double-double in the second game (24 points, 11 rebounds). This also marked her first consecutive 24-point games in her WNBA career.
 - Meesseman finished the regular season shooting a career-high 57.2% from the field, the highest FG% in Liberty franchise history (min. 150 attempts).
- **SOPHMORE SZN:** On June 16, **Leonie Fiebich** made her 40th career start (including the postseason). Following that victory, her win total reached 34, the most of any WNBA player in her first 40 starts.
 - When compared to her fellow second-year players who have appeared in at least 30 games, Fiebich shines, leading in offensive rating (104.3), defensive rating (98.1), net rating (+6.2), and per game plus/minus (+3.4). *See the chart for how Fiebich's shooting ranks compared to her sophomore peers with 30+ games played.*
 - Fiebich is one of only two players with no more than three years of experience to earn a top seven ranking in offensive rating, defensive rating and net rating among all Eastern Conference forwards with at least 30 appearances this season.
 - *See the table for details on how Fiebich stacks up to her fellow Eastern Conference forwards.*

RANK	PLAYER	#
5 th	A'ja Wilson	118
6 th	Nneka Ogumike	115
7 th	Alyssa Thomas	105
8 th	Jonquel Jones	102

	GP	+/-	RPG	OFFRTG
7/22-8/1	6	-1.3	32.8	103.2
8/3-8/13	6	+3.2	33.2	107.5

STAT	%	RANK
FG %	.486	2 nd
EFG%	.613	1 st
TS%	.656	1 st

PLAYER	EXP	OR (RANK)	DR (RANK)	NR (RANK)
Leonie Fiebich	1	104.3 (6 th)	98.1 (6 th)	6.2 (7 th)
Naz Hillmon	3	110.0 (1 st)	95.8 (2 nd)	14.2 (1 st)





- **ON CLOUD NINE:** **Natasha Cloud** opened her Liberty career on 5/17 vs. the Las Vegas Aces and became the first WNBA player to record at least 22 points, six rebounds, and nine assists in her debut with a new franchise. Upon the conclusion of the first week of play, Cloud represented the Eastern Conference when she won her first-ever WNBA Player of the Week award.
 - Of players with at least 40 games under their belt this season and average at least 20 minutes per game, Cloud has the second-best assist/turnover ratio in the league (2.80) and is tied for the sixth-highest rate of assists per game (5.3), in addition to averaging only 1.9 turnovers a game. She is the only player to rank in the top six of both categories while averaging less than two turnovers per game
 - Cloud has tallied at least 20 points and five assists four times thus far in 2025. *See the chart for Cloud's history of 20-point, five assist games.*
 - Her back-to-back 20-point performances on 6/29 and 7/3 match her longest streak of consecutive 20-point games, previously set on 7/23 and 7/26/2023.
- **KB FROM THREE:** **Kennedy Burke** finished the regular season with the sixth-highest 3-point shooting percentage (of qualified players) in the WNBA as she is connecting 46-of-111 (41.4%) attempts from beyond the arc.
 - 2025 has seen Burke reach new peaks. Playing more minutes than ever (21.7 minutes per game), she has solidified herself as a go-to reserve player and a confident starter when called upon.
 - Burke's true shooting percentage (60.4%) is the highest of her career. She has hit more threes this season than she has in her past three years in the WNBA combined (2021: 6-for-18; 2022: 11-for-32; 2024: 15-for-58).
 - *See the table for Kennedy Burke's growth over the past three seasons.*

YEAR	#	GP
2023	5	37
2025	4	40
2021	2	27
2024	2	37
2022	1	34

YEAR	OFFRTG	PPG	AST/TO	+/-
2025	103.3	8.1	1.32	+2.0
2024	97.3	3.4	1.22	+0.9
2022	89.4	5.4	0.88	-1.5
2021	93.5	2.9	0.64	-2.2





- **SA-THREE-NA:** On 6/5 against Washington, **Sabrina Ionescu** hit two 3-pointers to become the Liberty's all-time leading 3-point scorer, surpassing Crystal Robinson's 400 3-point field goals. Her career total currently stands at 460 made 3-point shots.
 - With 81 made threes on the season thus far, Sabrina Ionescu has the ninth-most made shots from deep in the league.
 - The 5/29 contest against the Washington Mystics featured Ionescu hitting five 3-pointers in the first half, matching her career high.
 - For the first time in her career, Ionescu has scored at least 30 points in consecutive games (6/14: 34 pts, 6/17: 34 pts). She is only the second Liberty player to do this after Breanna Stewart (8/28-30/2024) and the first WNBA player to do so since Atlanta's Rhyne Howard's three game streak in 2024 (9/3-8/2024). She joins Diana Taurasi (2006), Liz Cambage (2018) and Kahleah Copper (2024) as the only WNBA players to reach 34 points in back-to-back games.
 - In the three-game stretch from 7/3 to 7/8, Ionescu recorded at least 20 points, five rebounds and five assists in each game. This is the longest such streak in Liberty history and marks the second-longest in WNBA history, one game shy of Caitlin Clark's four-game run from 7/17 - 8/24/2023.
 - Ionescu earned the WNBA's Eastern Conference Player of the Week award for Week 7 and Week 8. This is the first time she received this award in consecutive weeks, marking her 10th total honor.
 - On 7/18, Ionescu won her second WNBA 3-Point Contest. Only Allie Quigley's four titles rank above her.
 - With her July Kia WNBA Eastern Conference Player of the Month award, Ionescu secured her fifth monthly award, the second-most in franchise history.
 - *See the table for Ionescu's performance leading up to her award wins.*
 - On 8/3, Sabrina Ionescu totaled a season-high 36 points (14-for-22 FG, 7-for-7 FT), 11 rebounds and four assists. That being her second performance surpassing 30-10-4, she is the only guard in WNBA history to achieve this feat more than once.
 - On 8/12, she totaled 14 points (4-for-8 FG, 2-for-4 3FG, 4-for-4 FT) and six assists mark the 61st such performance of her career — the seventh-most by a guard in WNBA history.
 - In the 8/19 victory over Minnesota, Ionescu hit two triples from beyond 30-foot range. She is the first player in franchise history to connect on multiple shots from such a distance.
 - In that same game, Ionescu finished with 17 points and 11 assists. This followed her 13 points-10 rebounds performance against Minnesota on 8/16. She is just the second Liberty player to record points-rebounds and points-assists double-doubles in consecutive games.
 - Sabrina Ionescu is now the fastest player to reach 600 points, 150 rebounds, and 180 assists in WNBA history, doing so in 34 games. She bested her own record set in 2022 and 2023 with 36 games.
 - In the 8/25 contest against Connecticut, Ionescu became just the fourth all-time Liberty player to record 1,000 made field goals.

AWARD	PPG	RPG	APG
POTW – Week 7	19.8	6.3	6.3
POTW – Week 8	24.0	6.0	7.7
POTM - July	21.4	5.5	6.6





- **STEW YORK CITY:** After a 13-game absence due to injury, **Breanna Stewart** returned on 8/25 with a 19-point performance in just under 21 minutes of play. Stewart is just the seventh player this season to record a 19+ point game in less than 21 minutes on the court.

- Stewart has been an anchor for the Liberty's defensive presence in her 25 appearances, ranking in the top 10 for many defensive metrics. *See the table for an overview of her defensive performance compared to players who are averaging a minimum of 30 minutes per game.*
- Over three games (6/14–19), Breanna Stewart scored at least 23 points in each contest. This matches her longest such streak since joining the Liberty.
 - The longest such streak in Liberty history is four games, a mark achieved by Sabrina Ionescu (6/1–7/2022) and Tina Charles (5/29–6/7/2018, and 6/14–22/2016).
- On 9/5 at Seattle, Stewart recorded just the 10th all-time WNBA performance with at least 24 points, seven rebounds, four assists, and five blocks.

STAT	#	RANK
DEF RATING	96.7	t-1
DREB	5.6	6
%DREB	25.7%	9
DEF WIN SHARE	0.175	3
OPP PTS IN THE PAINT	26.2	2

- **YEAR THREE SCORING SPREE**

- Among the WNBA's leading scorers are **Sabrina Ionescu** (tenth, 18.2 ppg) and **Breanna Stewart** (eighth, 18.3 ppg). New York joins Los Angeles as the only teams to have multiple players who earn a top 10 ranking (Kelsey Plum: fourth, 19.5 ppg & Dearica Hamby: sixth, 18.4 ppg).
- Stewart and Ionescu have scored at least 20 points each in the same game three times this season. Their current total of 14 is the most for any pair of teammates in Liberty history.
 - *See the chart for the number of Stewart, Ionescu 20+ points games in each year of their partnership.*
- So far in 2025, Ionescu has logged 14 20+ point performances and Stewart has 11 such games to her name. The high-scoring duo each tallied 16 such games during the 2024 regular season en route to a WNBA championship. *See the table below for the pairs' ranking in Liberty history for 20+ point games.*

YEAR	G	GP
2023	8	40
2024	3	40
2025	3	26

RANK	PLAYER	#
1 st	Tina Charles	93
2 nd	Cappie Pondexter	71
3 rd	Sabrina Ionescu	62
4 th	Breanna Stewart	54





Career Milestones

- When **Sabrina Ionescu** reached 14 points on 8/21 against Chicago, she became just the third player in franchise history to total 3,000 points. On 6/5 against Washington, **Breanna Stewart** passed Tari Phillips to move into the No. 8 spot on New York's all-time scoring list after surpassing 131 points on the season.

- See the chart for a look at where Ionescu and Stewart currently rank in career points in Liberty history.

- Natasha Cloud** has surpassed Becky Hammon on the WNBA's all-time assists leaderboard. She sits in the No. 9 spot with 1,732 career dimes.

RANK	PLAYER	PTS	RANK	PLAYER	PTS
1st	Tina Charles	3,739	6th	Crystal Robinson	2,301
2nd	Vickie Johnson	3,248	7th	Shameka Christon	2,295
3rd	Sabrina Ionescu	3,030	8th	Breanna Stewart	2,262
4th	Cappie Pondexter	2,970	9th	Tari Phillips	1,826
5th	Becky Hammon	2,367	10th	Essence Carson	1,790

- With her first field goal attempt on July 6 vs. the Seattle Storm, **Natasha Cloud** hit her 300th career 3-pointer. She is only the 67th player in WNBA history to reach this milestone. In the June 16 matchup versus the Indiana Fever, Cloud recorded her 1,000th career rebound.
- With her 34-point performance in the 6/14 contest against Indiana, **Ionescu** reached the 2,500 milestone in 153 games. This makes her the third fastest Liberty player to achieve this feat, after Cappie Pondexter (130) and Tina Charles (133).
- This season, **Breanna Stewart** achieved the 5,500 point milestone in 266 games, which ties Diana Taurasi for the league's record for fastest to this mark. Stewart is the league's 11th leading defensive rebounder with 2,023 in her career. She surpassed Diana Taurasi's total of 1,970.
- Stewart** and **Jones** have climbed the ranks of the Liberty's all-time leaders in blocks. Stewart's 151 blocks rank in third place, and Jones' 130 swatted shots is the seventh-most.
- On 6/19 against the Phoenix Mercury, **Breanna Stewart** racked up 35 points for the first time this season. It marked the 12th 35-plus-point game of her regular-season career, the third most in WNBA history. Las Vegas' A'ja Wilson holds second place with 13 and Diana Taurasi holds the all-time record with 14 such games.
 - Seven of Stewart's 35-point outings have come since she joined the Liberty in 2023. She is the only player in franchise history to record multiple 35-point games.
- Kennedy Burke** had a career night against the Aces on 7/8 with a personal record of six steals.
- On 7/30 vs. Minnesota, **Leonie Fiebich** dished out a career-high six steals.
- In the 8/3 matchup versus Connecticut, **Sabrina Ionescu** hit a career-record 14 field goals.
- The 8/12 contest against the Los Angeles gave **Sandy Brondello** her 101st regular season win as the Liberty's head coach. She is now the winningest coach in franchise history. With her 150 regular season wins in Phoenix, Brondello joins Bill Laimbeer (CON: 206, WAS: 173) as the only WNBA coaches to win 100+ games with at least two franchises.
- On 8/13, **Jonquel Jones** reached 2,500 rebounds in her WNBA career. She is one of only 16 WNBA players to reach this milestone and the fifth-fastest, doing so in 296 games.
- The 8/16 contest saw **Kennedy Burke** and **Emma Meesseman** both reach 100 career 3-pointers with their first made triples of the game.
- On 8/19, **Jonquel Jones** reached 4,000 points and 100 double-doubles in her WNBA career. Two days later in the 8/21 contest, she set her career high of five threes made in a single game.





Team Milestones

- The New York Liberty are just the ninth team in WNBA history to begin a season 9-0.
 - *See the chart for a look at the best starts to a season in WNBA history (left) and the longest single season winning streaks in team history (right).*

W-L	TEAMS	SEASON	STREAK	DATES
13-0	Minnesota	2016	10	8/8 – 9/3/17
11-0	Los Angeles	2016	10	7/27 – 8/19/10
10-0	Minnesota	2012	9	5/17 – 6/10/25
9-0	New York	2025	8	Three times
9-0	Five instances	--		

- With a 6-0 start in Barclays Center in 2025, the New York Liberty tied the franchise's best home record to start a season.
 - *See the chart for the best home starts to a season in team history.*
 - Including the 2024 postseason, the Liberty won eight straight games at Barclays Center from Oct. 13, 2024, to June 17, 2025.

W-L	SEASON
6-0	1998
6-0	1997
6-0	2025
4-0	2013
4-0	2007

- New York defeated Connecticut, 100-52, on 6/1 at Barclays Center. This 48-point win marked the largest margin of victory in Liberty history, surpassing a 43-point win (88-45) over Washington on August 13, 1998. It is also the second-largest win in league history, behind Minnesota's 111-52 victory over Indiana on August 18, 2017.

- New York drilled 19 3-pointers on 5/22 at Chicago, setting a new single-game WNBA record, before matching that total on 6/1 against Connecticut.

3FG %	3FG-3FGA	TEAM	DATE
.600	18-of-30	Seattle	8/12/20 vs. Atlanta
.594	19-of-32	New York	6/1/25 vs. Connecticut
.581	18-of-31	New York	7/6/22 at Las Vegas
.559	19-of-34	New York	5/22/25 at Chicago
.548	17-of-31	Washington	6/11/24 at Atlanta

- *See the chart for the highest 3-point field goal percentage in a single game (min. 30 3FGA) all-time (**bold = this season**).*

- In the 7/13 79-72 win over the Atlanta Dream, New York completed the team's largest comeback of the season. After facing a 19-point deficit in the second quarter, the Liberty scored 48 points in the second half, matching the squad's second-highest 2025 scoring total in the last two quarters.
- New York has claimed four WNBA Eastern Conference Player of the Year honors in 2025, leading the conference for weekly award wins this season.

TEAM	2025	TEAM	ALL-TIME
NYL	4	LAS	65
ATL	3	NYL	64
IND	3	CON	57
WAS/CHI	1 (each)	MIN	53

- *See the table for New York's success in POTW awards this season and all-time.*

- The Liberty's 87-78 win over the Sun secured the franchise's 500th regular season victory. New York joins Connecticut, Minnesota and Los Angeles as the only franchises to achieve this milestone.
- In the 8/12 contest versus the Los Angeles Sparks, New York marked a franchise-record four-game streak of at least five players scoring 10+ points.



2025-26 REGULAR SEASON	PPG	OPP. PPG	FG%	3FG%	FT%	RPG	APG	SPG	TO	BPG
Liberty	84.4	80.3	.453	.355	.837	33.7	21.8	7.64	13.8	4.36
Mercury	82.8	80.1	.433	.340	.784	34.7	20.9	7.82	13.5	3.73



2025-26 REGULAR SEASON INDIVIDUAL BESTS					2025-26 REGULAR SEASON MERCURY BESTS					2025-26 REGULAR SEASON TEAM				
Points	35	Breanna Stewart vs. PHO 6/19/25	Rebounds	11	Jonquel Jones vs. PHO 7/25/25	Points	25	Satou Sabally @ PHO 6/27/25	Biggest Win	13	vs. PHO 7/25/25	Biggest Loss	17	@ PHO 8/30/25
Assists	10	Natasha Cloud vs. PHO 6/19/25	Assists	15	Alyssa Thomas vs. PHO 6/19/25	Assists	15	Alyssa Thomas @ PHO 6/27/25						

ALL-TIME SERIES FACTS	
Longest Win Streak	4 wins, 4x
Biggest Win	38 points: 107-69, 08/14/10
Biggest Loss	29 points: 67-96, 08/02/20
Most Points Scored	107 points: 107-69, 08/14/10
Most Points Allowed	79 points: 79-106, 08/25/21
Top Scorer (NYL)	Breanna Stewart: 43 points, 99-95, 07/05/23
Top Scorer (PHX)	Diana Taurasi: 36 points, 88-94 (OT), 07/09/06

2025-26 REGULAR SEASON VS. MERCURY			2024-25 REGULAR SEASON VS. MERCURY			SERIES HISTORY VS. MERCURY				
DATE	SITE	TIME/RESULT	DATE	SITE	RESULT		ALL-TIME	STREAKS	LAST WIN	LAST LOSS
6/19/25	New York	L, 81-89	5/29/24	New York	W, 81-78	Overall	34-33	Lost 1	7/25/25	8/30/25
6/27/25	Phoenix	L, 91-106	6/18/24	Phoenix	L, 93-99	Home	21-12	Won 1	7/25/25	6/19/25
7/25/25	New York	W, 89-76	8/26/24	Phoenix	W, 84-70	Road	13-19	Lost 2	8/26/24	8/30/25
8/30/25	Phoenix	L, 63-80								

CONNECTIONS

Sandy Brondello led the Phoenix Mercury for eight years (2014-2021), the franchise’s longest head coaching tenure, and made the playoffs each year, including a fruitful run to the WNBA Championship in 2014. The 2014 season also brought her the WNBA Coach of the Year Award, both the franchise’s and her first time winning the award. In her eight years, Brondello totaled 150 victories in the regular season and 24 in the postseason, both records for the franchise. In the 2024 Olympics, **Brondello** coached Phoenix guard **Sami Whitcomb** for the Australian Opals. **Whitcomb** played for the New York Liberty from 2021 to 2022. **Isabelle Harrison** was selected by the Phoenix Mercury in the 2015 WNBA Draft with the 12th overall pick and remained with the team through the 2016 season. The Phoenix Mercury drafted **Stephanie Talbot** with the 33rd overall pick in the 2014 WNBA Draft. In 2017, she made her WNBA debut with the team and remained with them through the 2018 season. **Natasha Cloud** played for the Mercury in 2024. Mercury forward **Satou Sabally**, sister of **Nyara Sabally**, has many ties with Liberty players. She shared the court at the University of Oregon with New York’s **Sabally** (2019-2020) and **Sabrina Ionescu** (2017-2020). Phoenix’s **Sabally** teamed up with **Ionescu** and **Natasha Cloud** in the 2025 Unrivaled season for Phantom Basketball Club. The **Sabally** sisters and **Leonie Fiebich** represented Germany in the 2024 Olympics. **Sabally** and **Izzy Harrison** played for the Dallas Wings for two years (2020-22). The University of Maryland’s 2010-11 women’s basketball program featured **Cloud** and Mercury forward **Alyssa Thomas**. **Cloud** was also teammates with Phoenix guard/forward **Kahleah Copper** on the 2016 Washington Mystics. **Copper** was part of the 2021 Chicago Sky squad that **Olaf Lange** helped lead to a WNBA Championship. **Thomas** teamed up with **Jonquel Jones** as part of the Connecticut Sun organization from 2016 to 2022. **Thomas** was a member of 2025 Unrivaled’s Laces Basketball Club, coached by **Andrew Wade**.

MOST RECENT MATCHUP

LIBERTY 84, MERCURY 70 – AUGUST 26, 2024 – FOOTPRINT CENTER – PHOENIX, AZ – GAME #31 (26-5, 12-3 AWAY)																				
TEAM	1	2	3	4	OT	FINAL	FG	FGA	FG%	3FG%	FT%	OR	DR	TR	A	PF	ST	TO	BS	
NYL	18	20	21	25	-	84	29	70	.414	.414	.875	6	26	32	21	10	12	15	3	
PHO	9	29	15	17	-	70	31	67	.463	.227	.750	7	24	31	15	15	7	22	4	
TEAM	HIGH PTS		HIGH REB		HIGH AST		TEAM	HIGH PTS		HIGH REB		HIGH AST								
NYL	B. Stewart: 21		J. Jones: 7		B. Stewart: 6		PHO	B. Griner: 22		N. Cloud/B. Griner: 6		N. Cloud: 7								



LIBERTY 91, SKY 86 – SEPTEMBER 11, 2025 – WINTRUST ARENA – CHICAGO, IL – GAME #44 (27-17, 10-12 AWAY)

TEAM	1	2	3	4	OT	FINAL	FG	FGA	FG%	3FG%	FT%	OR	DR	TR	A	PF	ST	TO	BS
NYL	28	28	22	13	-	91	34	69	.493	.348	.882	10	25	35	26	14	8	10	4
CHI	11	31	16	28	-	86	32	64	.500	.429	.833	3	23	26	25	15	5	12	5
TEAM	HIGH PTS		HIGH REB		HIGH AST		TEAM	HIGH PTS		HIGH REB		HIGH AST							
NYL	B. Stewart: 24		E. Meesseman/B. Stewart: 6		S. Ionescu: 11		CHI	M. Westbeld: 25		M. Westbeld: 7		R. Banham: 10							

LIBERTY 75, MYSTICS 66 – SEPTEMBER 9, 2025 – BARCLAYS CENTER – BROOKLYN, NY – GAME #43 (26-17, 17-5 HOME)

TEAM	1	2	3	4	OT	FINAL	FG	FGA	FG%	3FG%	FT%	OR	DR	TR	A	PF	ST	TO	BS
WAS	12	14	24	16	-	66	27	62	.435	.313	.538	2	27	29	24	14	4	10	4
NYL	19	22	20	14	-	75	27	64	.422	.286	.938	5	31	36	21	15	5	12	1
TEAM	HIGH PTS			HIGH REB			HIGH AST			TEAM	HIGH PTS			HIGH REB			HIGH AST		
NYL	E. Meesseman: 19			J. Jones: 11			S. Ionescu: 9			WAS	K. Iriafen: 16			K. Iriafen: 6			S. Austin/S. Citron: 4		

LIBERTY 84, STORM 76 – SEPTEMBER 5, 2025 – CLIMATE PLEDGE ARENA – SEATTLE, WA – GAME #42 (25-17, 9-12 AWAY)

TEAM	1	2	3	4	OT	FINAL	FG	FGA	FG%	3FG%	FT%	OR	DR	TR	A	PF	ST	TO	BS
NYL	22	17	20	25	-	84	27	55	.491	.450	.913	5	31	36	22	16	5	14	10
SEA	16	31	13	16	-	76	30	68	.441	.200	.800	6	20	26	19	18	10	9	4
TEAM	HIGH PTS		HIGH REB		HIGH AST		TEAM	HIGH PTS		HIGH REB		HIGH AST							
NYL	B. Stewart: 24		N. Cloud/B. Stewart: 7		N. Cloud: 6		SEA	N. Ogwumike: 20		N. Ogwumike: 9		S. Diggins: 7							

VALKYRIES 66, LIBERTY 58 – SEPTEMBER 2, 2025 – CHASE CENTER – SAN FRANCISCO, CA – GAME #41 (24-17, 8-12 AWAY)

TEAM	1	2	3	4	OT	FINAL	FG	FGA	FG%	3FG%	FT%	OR	DR	TR	A	PF	ST	TO	BS												
NYL	18	8	18	14	-	58	18	57	.316	.259	.789	6	23	29	15	18	10	15	4												
GSV	14	26	16	10	-	66	22	59	.373	.269	.750	9	26	35	15	17	5	15	1												
TEAM	HIGH PTS					HIGH REB					HIGH AST					TEAM	HIGH PTS					HIGH REB					HIGH AST				
NYL	N. Cloud/B. Stewart: 19					K. Burke/N. Cloud/E. Meesseman/B. Stewart: 5					N. Cloud/L. Fiebich: 4					GSV	T. Fágbenlé: 16V. Burton: 9V. Burton: 9														



LIBERTY PLAYER TOTALS, SINGLE-GAME HIGHS



PLAYER	GP-GS	MIN	MPG	FG-ATT	FG%	3FG-ATT	3FG%	FT-FTA	FT%	OFF	DEF	TOT/AVG	AST	APG	PF-D	STL	SPG	TO	BLK	BPG	PTS	AVG
Ionescu, S.	38-38	1,194	31.4	230-573	.401	81-271	.299	152-163	.933	30	155	185/4.9	216	5.7	63-148	48	1.26	100	16	0.42	693	18.2
Stewart, B.	31-31	948	30.6	188-408	.461	21-87	.241	169-202	.837	31	172	203/6.5	108	3.5	59-159	42	1.35	60	42	1.35	566	18.3
Jones, J.	31-31	830	26.8	150-306	.490	53-125	.424	70-91	.769	45	206	251/8.1	85	2.7	79-95	15	0.48	65	33	1.06	423	13.6
Cloud, N.	41-41	1,191	29.0	151-349	.433	52-154	.338	60-69	.870	14	137	151/3.7	211	5.1	119-58	49	1.20	77	14	0.34	414	10.1
Fiebich, L.	37-37	1,041	28.1	108-221	.489	51-120	.425	54-62	.871	23	108	131/3.5	64	1.7	90-63	34	0.92	45	14	0.38	321	8.7
Burke, K.	36-9	779	21.6	102-218	.468	46-111	.414	41-54	.759	21	64	85/2.4	45	1.3	47-47	28	0.78	34	16	0.44	291	8.1
Johannès, M.	44-5	803	18.3	100-252	.397	65-189	.344	16-19	.842	13	71	84/1.9	70	1.6	46-20	25	0.57	52	12	0.27	281	6.4
Meesseman, E.	17-12	440	25.9	91-159	.572	14-21	.667	32-37	.865	22	65	87/5.1	54	3.2	26-42	21	1.24	36	13	0.76	228	13.4
Harrison, I.	34-1	360	10.6	65-134	.485	4-15	.267	33-43	.767	29	60	89/2.6	24	0.7	44-31	20	0.59	23	2	0.06	167	4.9
Gardner, R.	41-5	502	12.2	55-110	.500	20-42	.476	22-27	.815	27	47	74/1.8	25	0.6	63-24	25	0.61	23	7	0.17	152	3.7
Sabally, N.	17-10	305	17.9	37-76	.487	1-7	.143	17-25	.680	27	50	77/4.5	13	0.8	37-24	9	0.53	16	17	1.00	92	5.4
Talbot, S.	22-0	273	12.4	19-45	.422	8-24	.333	9-14	.643	12	36	48/2.2	34	1.5	22-13	10	0.45	21	5	0.23	55	2.5
Sherrod, J.	18-0	104	5.8	6-20	.300	3-11	.273	7-9	.778	2	9	11/0.6	10	0.6	17-12	10	0.56	11	0	0.00	22	1.2
Davis, M.	9-0	31	3.4	1-4	.250	0-3	.000	6-7	.857	1	4	5/0.6	1	0.1	2-4	0	0.00	3	1	0.11	8	0.9
LIBERTY	44	8,793	199.8	1,303-2,875	.453	419-1,180	.355	688-822	.837	297	1,184	1,481/33.7	960	21.8	714-740	336	7.64	566	192	4.36	3,713	84.4
OPPONENTS	44	8,793	199.8	1,305-3,078	.424	361-1,145	.315	563-761	.740	425	1,129	1,554/35.3	873	19.8	740-714	308	7.00	553	144	3.27	3,534	80.3
PLAYER		MIN	FG	ATT	FG%	3FG	ATT	3FG%	FT	FTA	FT%	OFF	DEF	TOT	AST	PF	FD	STL	TO	BLK	PTS	
Davis, M.		8 (2)	1	1 (4)	1.000	--	1 (3)	--	2 (2)	2 (3)	1.000 (3)	1	2	2 (2)	1	1 (2)	1 (4)	--	2	1	3	
Sherrod, J.		18	2 (2)	5	1.000	1 (3)	3 (2)	1.000	3	3 (2)	1.000 (3)	1 (2)	3	3	3	3 (2)	4	3	2 (3)	--	8	
Gardner, R.		34	5 (2)	10	1.000 (6)	3	5	1.000 (9)	4	4	1.000 (7)	3	5	6	4	5	2 (8)	3	2 (3)	1 (7)	15	
Sabally, N.		31	6	12	1.000 (2)	1	3	.500	4	7	1.000 (5)	4 (2)	7 (2)	9 (3)	3	5	5	4	3 (3)	4	16	
Cloud, N.		36	8 (3)	17	1.000	4	7 (4)	1.000 (2)	6	6 (3)	1.000 (14)	2	7	7 (2)	10 (2)	5 (6)	4 (3)	5	6	3	23	
Fiebich, L.		34	8	12	1.000	4 (2)	6 (2)	1.000 (2)	5 (2)	6	1.000 (16)	3 (2)	8 (2)	9 (2)	6	6	5	3	5	3 (3)	21 (2)	
Ionescu, S.		38	14	23	.667	6	15	.667	9 (2)	10	1.000 (27)	3 (2)	8 (2)	11	11 (2)	6	8	4 (2)	7 (2)	2 (3)	36	
Harrison, I.		21	7	13	.833	2	2 (2)	1.000 (2)	4 (2)	6	1.000 (8)	3 (3)	5 (3)	6 (3)	2 (6)	5	4	3 (2)	3	1 (2)	16	
Burke, K.		32	6 (2)	14	1.000	4 (4)	9	1.000 (6)	5	6	1.000 (11)	4	6	7	4	5	4	6	4	3	20	
Johannès, M.		36	7	13	1.000	6	11	1.000	3 (4)	4	1.000 (4)	2 (2)	5	6	6	4	3	4	4 (2)	1 (12)	18	
Stewart, B.		38	11	19 (2)	.800	3	6	1.000 (3)	15	19	1.000 (11)	4	11	14	7 (3)	4 (3)	16	3 (6)	6	5	35	
Jones, J.		36	9 (2)	16 (2)	1.000	5	11	1.000	9	9	1.000 (8)	4 (4)	15	18	6 (2)	5 (3)	6	2 (3)	5 (3)	4	26	
Talbot, S.		28	5	7	1.000 (2)	3 (2)	5	1.000	3 (2)	5	1.000 (2)	2 (2)	6 (3)	7 (2)	6	3 (2)	3	2 (3)	5	3	13 (2)	
Meesseman, E.		32	9	15 (2)	.778	2 (3)	3 (2)	1.000 (6)	6 (2)	7	1.000 (6)	3 (4)	7 (2)	10	7	5 (2)	7	4	6	2	24 (2)	
	LIBERTY	200 (44)	38	78	.623	19 (2)	38	.594	25	32	1.000	13	37 (2)	50	30 (2)	24	25	14	21	10	105	
	OPPONENTS	200 (44)	41	82 (2)	.529	18	39	.486	25	33	1.000	17	37	58	30	25	24	13 (2)	23	8	106	



QUARTER & HALF SCORING BREAKDOWN



				NYL			OPP			NYL			OPP			NYL			OPP			NYL			OPP		
DATE	OPPONENT	OVERALL REC	W/L	1ST	1ST	POINT DIFF.	2ND	2ND	POINT DIFF.	3RD	3RD	POINT DIFF.	4TH	4TH	POINT DIFF.	1ST	1ST	POINT DIFF.	2ND	2ND	POINT DIFF.	3RD	3RD	POINT DIFF.	4TH	4TH	POINT DIFF.
5/17	Las Vegas	1-0	W	19	20	-1	28	13	15	16	25	-9	29	20	9												
5/22	at Chicago	2-0	W	28	23	5	25	9	16	22	22	0	24	20	4												
5/24	at Indiana	3-0	W	30	29	1	25	17	8	13	30	-17	22	12	10												
5/27	Golden State	4-0	W	27	10	17	21	19	2	19	22	-3	28	16	12												
5/29	Golden State	5-0	W	20	18	2	17	19	-2	20	19	1	25	21	4												
5/30	at Washington	6-0	W	27	17	10	17	15	2	22	16	6	19	15	4												
6/1	Connecticut	7-0	W	31	13	18	29	15	14	30	8	22	10	16	-6												
6/5	at Washington	8-0	W	17	22	-5	32	12	20	24	23	1	13	21	-8												
6/10	Chicago	9-0	W	26	15	11	26	17	9	18	10	8	15	24	-9												
6/14	at Indiana	9-1	L	26	24	2	24	29	-5	21	27	-6	17	22	-5												
6/17	Atlanta	10-1	W	24	20	4	16	23	-7	20	25	-5	26	13	13												
6/19	Phoenix	10-2	L	17	15	2	21	26	-5	27	23	4	16	25	-9												
6/22	at Seattle	10-3	L	22	22	0	20	21	-1	19	25	-6	18	21	-3												
6/25	at Golden State	11-3	W	29	32	-3	17	11	6	18	18	0	17	17	0												
6/27	at Phoenix	11-4	L	19	28	-9	24	33	-9	27	27	0	21	18	3												
6/29	at Atlanta	11-5	L	19	29	-10	15	18	-3	19	16	3	28	27	1												
7/3	Los Angeles	12-5	W	21	20	1	16	21	-5	32	18	14	20	20	0												
7/6	Seattle	12-6	L	18	22	-4	26	19	7	6	22	-16	20	16	4												
7/8	Las Vegas	13-6	W	19	16	3	21	26	-5	22	18	4	25	18	7												
7/13	Atlanta	14-6	W	13	26	-13	18	16	2	24	11	13	24	19	5												
7/16	Indiana	15-6	W	32	24	8	21	14	7	21	19	2	24	20	4												
7/22	Indiana	16-6	W	23	22	1	19	24	-5	27	21	6	29	17	12												
7/25	Phoenix	17-6	W	23	27	-4	23	19	4	21	13	8	22	17	5												
7/26	Los Angeles	17-7	L	20	35	-15	25	23	2	24	16	8	30	27	3												
7/28	at Dallas	17-8	L	19	31	-12	17	32	-15	26	22	4	20	7	13												
7/30	at Minnesota	17-9	L	24	24	0	18	27	-9	20	17	3	31	32	-1												
8/1	at Connecticut	17-10	L	20	15	5	17	29	-12	18	20	-2	7	14	-7												
8/3	at Connecticut	18-10	W	25	19	6	20	19	1	21	19	2	21	21	0												
8/5	Dallas	19-10	W	24	15	9	13	20	-7	23	18	5	25	23	2												
8/8	at Dallas	20-10	W	28	15	13	22	19	3	14	23	-9	24	20	4												
8/10	Minnesota	20-11	L	24	25	-1	14	11	3	19	30	-11	14	17	-3												
8/12	at Los Angeles	21-11	W	28	30	-2	22	14	8	28	28	0	27	25	2												
8/13	at Las Vegas	21-12	L	24	20	4	19	20	-1	20	21	-1	14	22	-8												
8/16	at Minnesota	21-13	L	12	21	-9	21	17	4	28	22	6	19	26	-7												
8/19	Minnesota	22-13	W	24	20	4	24	17	7	18	23	-5	19	15	4												
8/21	Chicago	22-14	L	23	22	1	23	22	1	22	21	1	17	26	-9												
8/23	at Atlanta	22-15	L	14	24	-10	15	24	-9	15	16	-1	18	14	4												
8/25	Connecticut	23-15	W	27	15	12	10	21	-11	21	23	-2	23	20	3												
8/28	Washington	24-15	W	18	20	-2	25	17	8	19	12	7	27	14	13												
8/30	at Phoenix	24-16	L	16	17	-1	23	20	3	10	18	-8	14	25	-11												
9/2	at Golden State	24-17	L	18	14	4	8	26	-18	18	16	2	14	10	4												
9/5	at Seattle	25-17	W	22	16	6	17	31	-14	20	13	7	25	16	9												
9/9	Washington	26-17	W	19	12	7	22	14	8	20	24	-4	14	16	-2												
9/11	at Chicago	27-17	W	28	11	17	28	31	-3	22	16	6	13	28	-15												
2025-26 TOTALS		27-17	--	987	915	72	904	890	14	914	876	38	908	853	55												
AVG/GAME		--	--	22.4	20.8	1.6	20.5	20.2	0.3	20.8	19.9	0.9	20.6	19.4	1.3												

NYL	OPP		NYL	OPP		NYL	OPP	NYL	OPP					
DATE	OPPONENT	OVERALL REC	W/L	1ST HALF	1ST HALF	POINT DIFF.	2ND HALF	2ND HALF	POINT DIFF.		BIGGEST LEAD	BIGGEST LEAD	TOTAL	TOTAL
5/17	Las Vegas	1-0	W	47	33	14	45	45	0		17	2	92	78
5/22	at Chicago	2-0	W	53	32	21	46	42	4		31	3	99	74
5/24	at Indiana	3-0	W	55	46	9	35	42	-7		15	12	90	88
5/27	Golden State	4-0	W	48	29	19	47	38	9		33	0	95	67
5/29	Golden State	5-0	W	37	37	0	45	40	5		6	4	82	77
5/30	at Washington	6-0	W	44	32	12	41	31	10		22	2	85	63
6/1	Connecticut	7-0	W	60	28	32	40	24	16		57	0	100	52
6/5	at Washington	8-0	W	49	34	15	37	44	-7		16	6	86	78
6/10	Chicago	9-0	W	52	32	20	33	34	-1		34	0	85	66
6/14	at Indiana	9-1	L	50	53	-3	38	49	-11		11	16	88	102
6/17	Atlanta	10-1	W	40	43	-3	46	38	8		5	17	86	81
6/19	Phoenix	10-2	L	38	41	-3	43	48	-5		6	10	81	89
6/22	at Seattle	10-3	L	42	43	-1	37	46	-9		5	10	79	89
6/25	at Golden State	11-3	W	46	43	3	35	35	0		6	6	81	78
6/27	at Phoenix	11-4	L	43	61	-18	48	45	3		2	19	91	106
6/29	at Atlanta	11-5	L	34	47	-13	47	43	4		1	20	81	90
7/3	Los Angeles	12-5	W	37	41	-4	52	38	14		13	11	89	79
7/6	Seattle	12-6	L	44	41	3	26	38	-12		5	19	70	79
7/8	Las Vegas	13-6	W	40	42	-2	47	36	11		9	7	87	78
7/13	Atlanta	14-6	W	31	42	-11	48	30	18		10	19	79	72
7/16	Indiana	15-6	W	53	38	15	45	39	6		27	2	98	77
7/22	Indiana	16-6	W	42	46	-4	56	38	18		14	8	98	84
7/25	Phoenix	17-6	W	46	46	0	43	30	13		18	12	89	76
7/26	Los Angeles	17-7	L	45	58	-13	54	43	11		4	15	99	101
7/28	at Dallas	17-8	L	36	63	-27	46	29	17		0	30	82	92
7/30	at Minnesota	17-9	L	42	51	-9	51	49	2		8	15	93	100
8/1	at Connecticut	17-10	L	37	44	-7	25	34	-9		9	16	62	78
8/3	at Connecticut	18-10	W	45	38	7	42	40	2		17	3	87	78
8/5	Dallas	19-10	W	37	35	2	48	41	7		15	4	85	76
8/8	at Dallas	20-10	W	50	34	16	38	43	-5		19	1	88	77
8/10	Minnesota	20-11	L	38	36	2	33	47	-14		8	16	71	83
8/12	at Los Angeles	21-11	W	50	44	6	55	53	2		11	4	105	97
8/13	at Las Vegas	21-12	L	43	40	3	34	43	-9		7	6	77	83
8/16	at Minnesota	21-13	L	33	38	-5	47	48	-1		6	15	80	86
8/19	Minnesota	22-13	W	48	37	11	37	38	-1		15	1	85	75
8/21	Chicago	22-14	L	46	44	2	39	47	-8		7	6	85	91
8/23	at Atlanta	22-15	L	29	48	-19	33	30	3		0	26	62	78
8/25	Connecticut	23-15	W	37	36	1	44	43	1		17	4	81	79
8/28	Washington	24-15	W	43	37	6	46	26	20		26	4	89	63
8/30	at Phoenix	24-16	L	39	37	2	24	43	-19		6	19	63	80
9/2	at Golden State	24-17	L	26	40	-14	32	26	6		5	24	58	66
9/5	at Seattle	25-17	W	39	47	-8	45	29	16		8	9	84	76
9/9	Washington	26-17	W	41	26	15	34	40	-6		17	2	75	66
9/11	at Chicago	27-17	W	56	42	14	35	44	-9		23	0	91	86
2025-26 TOTALS		27-17	--	1,891	1,805	86	1,822	1,729	93		591	425	3,713	3,534
AVG/GAME		--	--	43.0	41.0	2.0	41.4	39.3	2.1		13.4	9.7	84.4	80.3

STARTING LINEUPS AND RECORDS



LIBERTY RECORD WHEN...	OVERALL	HOME	ROAD
Outrebounding opponent	13-1	9-1	4-0
Outrebounded by opponent	13-16	8-4	5-12
Tied in Rebounding	1-0	0-0	1-0
Shooting better than opponent	21-5	14-1	7-4
Shooting worse than opponent	6-12	3-4	3-8
Shooting same than opponent	0-0	0-0	0-0
More FTM than opponent	18-7	11-3	7-4
Less FTM than opponent	8-6	6-2	2-4
Same FTM than opponent	1-4	0-0	1-4
More 3FGM than opponent	19-6	13-3	6-3
Less 3FGM than opponent	5-8	3-2	2-6
Same 3FGM than opponent	3-3	1-0	2-3
More assists than opponent	19-3	12-1	7-2
Less assists than opponent	7-13	4-4	3-9
Same assists than opponent	1-1	1-0	0-1
More turnovers than opponent	10-10	6-3	4-7
Less turnovers than opponent	13-3	7-1	6-2
Same turnovers than opponent	4-4	4-1	0-3
Bench outscores opponent bench	14-7	9-3	5-4
Opponent bench outscores NYL	12-9	8-2	4-7
Bench scoring equal	1-1	0-0	1-1
Scoring less than 80 points	2-8	2-2	0-6
Scoring between 80-89 points	16-6	10-2	6-4
Scoring between 90-99 points	7-3	4-1	3-2
Scoring between 100-109	2-0	1-0	1-0
Scoring 110 or more points	0-0	0-0	0-0
Opponent scores less than 80	22-4	15-1	7-3
Opponent scores between 80-89	4-6	2-2	2-4
Opponent scores between 90-99	1-3	0-1	1-2
Opponent scores between 100-109	0-4	0-1	0-3
Opponent scores 110 or more	0-0	0-0	0-0

NUMBER OF TIMES RECORDING	POINTS			REB	AST	BLK	STL	DD	TD
	10+	20+	30+						
Kennedy Burke	14	1	--	--	--	1	3	--	--
Natasha Cloud	23	4	--	--	2	1	3	--	--
Marquesha Davis	--	--	--	--	--	--	--	--	--
Leonie Fiebich	13	3	--	--	--	3	1	--	--
Rebekah Gardner	4	--	--	--	--	--	1	--	--
Isabelle Harrison	5	--	--	--	--	--	2	--	--
Sabrina Ionescu	32	14	5	2	2	--	4	4	--
Marine Johannès	12	--	--	--	--	--	2	--	--
Jonquel Jones	25	6	--	12	--	3	--	12	--
Emma Meesseman	14	2	--	1	--	--	3	1	--
Nyara Sabally	2	--	--	--	--	2	1	--	--
Jaylyn Sherrod	--	--	--	--	--	--	1	--	--
Breanna Stewart	28	12	1	5	--	4	6	5	--
Stephanie Talbot	3	--	--	--	--	1	--	--	--

NUMBER OF TIMES LEADING TEAM IN . . . (INCLUDES TIES)							
	PTS	REB	AST	BLK	STL	MIN	
Kennedy Burke	1	1	--	6	6	--	
Natasha Cloud	4	3	24	5	12	7	
Marquesha Davis	--	--	--	1	--	--	
Leonie Fiebich	1	3	1	4	8	--	
Rebekah Gardner	--	--	--	6	4	--	
Isabelle Harrison	1	--	--	2	4	--	
Sabrina Ionescu	13	5	18	10	12	16	
Marine Johannès	--	--	1	7	6	1	
Jonquel Jones	7	21	4	16	2	5	
Emma Meesseman	4	5	2	9	8	1	
Nyara Sabally	--	4	--	7	1	--	
Jaylyn Sherrod	--	--	--	1	2	--	
Breanna Stewart	14	13	1	16	10	14	
Stephanie Talbot	--	1	2	3	4	--	

STARTING LINEUPS

LAST USED	GAME	FORWARD	FORWARD	CENTER	GUARD	GUARD	RECORD
6/14/25	at Fever	Burke, K.	Stewart, B.	Sabally, N.	Ionescu, S.	Cloud, N.	0-1
6/17/25	vs. Dream	Stewart, B.	Sabally, N.	Jones, J.	Ionescu, S.	Cloud, N.	1-0
6/19/25	vs. Mercury	Burke, K.	Stewart, B.	Jones, J.	Ionescu, S.	Cloud, N.	0-1
6/22/25	at Storm	Gardner, R.	Stewart, B.	Sabally, N.	Johannès, M.	Cloud, N.	0-1
6/29/25	at Dream	Gardner, R.	Stewart, B.	Sabally, N.	Ionescu, S.	Cloud, N.	1-2
7/6/25	vs. Storm	Fiebich, L.	Burke, K.	Stewart, B.	Ionescu, S.	Cloud, N.	2-1
7/8/25	vs. Aces	Burke, K.	Stewart, B.	Sabally, N.	Fiebich, L.	Ionescu, S.	1-0
7/16/25	vs. Fever	Fiebich, L.	Stewart, B.	Sabally, N.	Ionescu, S.	Cloud, N.	3-0
7/28/25	at Wings	Fiebich, L.	Harrison, I.	Jones, J.	Ionescu, S.	Cloud, N.	0-1
8/1/25	at Sun	Johannès, M.	Fiebich, L.	Jones, J.	Ionescu, S.	Cloud, N.	0-2
8/21/25	vs. Sky	Fiebich, L.	Meesseman, E.	Jones, J.	Ionescu, S.	Cloud, N.	5-4
8/23/25	at Dream	Fiebich, L.	Meesseman, E.	Jones, J.	Johannès, M.	Cloud, N.	0-1
8/25/25	vs. Sun	Burke, K.	Stewart, B.	Jones, J.	Fiebich, L.	Ionescu, S.	1-0
8/28/25	vs. Mystics	Burke, K.	Meesseman, E.	Stewart, B.	Fiebich, L.	Johannès, M.	1-0
8/30/25	at Mercury	Stewart, B.	Meesseman, E.	Jones, J.	Fiebich, L.	Cloud, N.	0-1
9/2/25	at Valkyries	Stewart, B.	Fiebich, L.	Jones, J.	Burke, K.	Cloud, N.	0-1
9/5/25	at Storm	Fiebich, L.	Stewart, B.	Jones, J.	Gardner, R.	Cloud, N.	1-0
9/11/25	at Sky	Fiebich, L.	Stewart, B.	Jones, J.	Ionescu, S.	Cloud, N.	11-1





TEAM RECORD

	RECORD	HOME	ROAD	OT
OVERALL	27-17	17-5	10-12	--
EASTERN	15-5	9-1	6-4	--
WESTERN	12-12	8-4	4-8	--

TEAM RECORD - BY TEAM

	RECORD	HOME	ROAD	OT
OVERALL	27-17	17-5	10-12	--
ATLANTA	2-2	2-0	0-2	--
CHICAGO	3-1	1-1	2-0	--
CONNECTICUT	3-1	2-0	1-1	--
DALLAS	2-1	1-0	1-1	--
GOLDEN STATE	3-1	2-0	1-1	--
INDIANA	3-1	2-0	1-1	--
LAS VEGAS	2-1	2-0	0-1	--
LOS ANGELES	2-1	1-1	1-0	--
MINNESOTA	1-3	1-1	0-2	--
PHOENIX	1-3	1-1	0-2	--
SEATTLE	1-2	0-1	1-1	--
WASHINGTON	4-0	2-0	2-0	--

HEAD COACH: SANDY BRONDELLO

	TENURE	WON	LOSS	PCT.
OVERALL:		180	110	.621
W/ CLUB:		107	53	.669

AFTER 44 GAMES: W27, L17

MARGIN	1	2	3	4	5	6	7	8	9	10	11	12	13	14	15	16	17	18	19	20	21	22	23	24	25
Won By:		2	1		3		1	3	4	2	1		1	2					1		1	1			1
Lost By:		1				3	1	2	2	2		1		1	1	2	1								

MARGIN	26	27	28	29	30	31	32	33	34	35	36	37	38	39	40	41	42	43	44	45	46	47	48	49	50+
Won By:	1		1																				1		
Lost By:																									

AT START OF:	OVERALL	HOME	ROAD	FG%:	OVERALL	HOME	ROAD
2nd-Ahead:	20-6	13-2	7-4	-44%	11-10	8-4	3-6
-Behind:	7-9	4-3	3-6	45-49%	5-5	3-0	2-5
-Tied:	0-2	0-0	0-2	50-54%	7-2	4-1	3-1
3rd-Ahead:	19-5	10-3	9-2	55-59%	3-0	1-0	2-0
-Behind:	6-12	5-2	1-10	+60%	1-0	1-0	0-0
-Tied:	2-0	2-0	0-0				
4th-Ahead:	23-4	15-2	8-2				
-Behind:	4-13	2-3	2-10				
-Tied:	0-0	0-0	0-0				



PLAYER AND TEAM SUPERLATIVES



NEW YORK LIBERTY			OPPONENTS		
Points	36	Sabrina Ionescu at CON 08/03/2025	32	Caitlin Clark at IND 06/14/2025	
Points in a Quarter	18	Breanna Stewart (3rd) vs. PHO 06/19/2025	17	Rickey Jackson (1st) vs. LAS 07/26/2025	
Points in a Half	21	Sabrina Ionescu (2nd) at MIN 07/30/2025	25	Caitlin Clark (1st) at IND 06/14/2025	
Field Goals	14	Sabrina Ionescu at CON 08/03/2025	12	Nneka Ogumike at SEA 06/22/2025	
Field Goal Attempts	23	Sabrina Ionescu vs. LVA 07/08/2025	22	A'ja Wilson vs. LVA 05/17/2025	
Field Goal Percentage	1.000	Rebekah Gardner (5-5) at CHI 09/11/2025	1.000	Temi Fagbénílé (5-5) vs. GSV 05/27/2025	
3-PT Field Goal	6	Sabrina Ionescu vs. GSV 05/29/2025	7	Satou Sabally at PHO 06/27/2025	
3-PT FG Attempts	6	Marine Johannès vs. GSV 05/27/2025	7	Caitlin Clark at IND 06/14/2025	
3-PT FG Percentage	1.000	Sabrina Ionescu vs. GSV 05/29/2025	14	Caitlin Clark at IND 06/14/2025	
Free Throws	1.000	Kennedy Burke (4-4) at WAS 06/05/2025	1.000	Aneesah Morrow (3-3) vs. CON 08/25/2025	
Free Throw Attempts	15	Kennedy Burke (4-4) at CHI 05/22/2025			
Free Throw Percentage	19	Breanna Stewart vs. GSV 05/29/2025	11	A'ja Wilson at LVA 08/13/2025	
Offensive Rebounds	1.000	Breanna Stewart vs. GSV 05/29/2025	15	Allisha Gray vs. ATL 07/13/2025	
Defensive Rebounds	1.000	Jonquel Jones (9-9) vs. PHO 07/25/2025	1.000	A'ja Wilson (11-11) at LVA 08/13/2025	
Total Rebounds	4	Sabrina Ionescu (9-9) vs. PHO 06/19/2025			
Assists	4	Jonquel Jones vs. PHO 07/25/2025	8	Angel Reese at CHI 05/22/2025	
Steals	4	Breanna Stewart vs. LAS 07/03/2025			
Blocks	4	Kennedy Burke at GSV 06/25/2025			
Minutes	4	Jonquel Jones vs. ATL 06/17/2025			
Points in Paint	4	Nyara Sabally at IND 06/14/2025			
Second Chance Points	4	Jonquel Jones vs. GSV 05/27/2025			
Fast Break Points	4	Jonquel Jones at IND 05/24/2025			
	4	Nyara Sabally vs. LVA 05/17/2025			
	15	Jonquel Jones at WAS 05/30/2025	14	A'ja Wilson vs. LVA 05/17/2025	
	18	Jonquel Jones at WAS 05/30/2025	16	A'ja Wilson at LVA 08/13/2025	
			16	A'ja Wilson vs. LVA 05/17/2025	
	11	Sabrina Ionescu at CHI 09/11/2025	15	Alyssa Thomas at PHO 06/27/2025	
	11	Sabrina Ionescu vs. MIN 08/19/2025			
	6	Kennedy Burke vs. LVA 07/08/2025	4	Dearica Hamby at LAS 08/12/2025	
			4	Alanna Smith vs. MIN 08/10/2025	
			4	Maria Kliundikova vs. MIN 08/10/2025	
			4	Gabby Williams at SEA 06/22/2025	
			4	Kayla Thornton vs. GSV 05/27/2025	
			4	Kamilla Cardoso at CHI 09/11/2025	
			4	Natasha Mack at PHO 08/30/2025	
			4	Alanna Smith at MIN 08/16/2025	
			4	Azurá Stevens vs. LAS 07/03/2025	
			39:12	Rhyne Howard vs. ATL 06/17/2025	
			22	Aliyah Boston at IND 05/24/2025	
			12	Kamilla Cardoso vs. CHI 08/21/2025	
			7	Arike Ogunbowale at DAL 07/28/2025	
			7	Kayla Thornton vs. GSV 05/27/2025	

LIBERTY HIGHS	LIBERTY LOWS	CATEGORY	OPPONENTS HIGHS	OPPONENTS LOWS
105 at LAS 08/12/2025	58 at GSV 09/02/2025	Points	106 at PHO 06/27/2025	52 vs. CON 06/01/2025
32 vs. IND 07/16/2025	12 at MIN 08/16/2025	Points/1st Qtr.	35 vs. LAS 07/26/2025	10 vs. GSV 05/27/2025
32 at WAS 06/05/2025	8 at GSV 09/02/2025	Points/2nd Qtr.	33 at PHO 06/27/2025	9 at CHI 05/22/2025
60 vs. CON 06/01/2025	26 at GSV 09/02/2025	Points/1st Half	63 at DAL 07/28/2025	26 vs. WAS 09/09/2025
32 vs. LAS 07/03/2025	6 vs. SEA 07/06/2025	Points/3rd Qtr.	30 (2) vs. MIN 08/10/2025	8 vs. CON 06/01/2025
31 at MIN 07/30/2025	7 at CON 08/01/2025	Points/4th Qtr.	32 at MIN 07/30/2025	7 at DAL 07/28/2025
56 vs. IND 07/22/2025	24 at PHO 08/30/2025	Points/2nd Half	53 at LAS 08/12/2025	24 vs. CON 06/01/2025
38 at LAS 08/12/2025	18 at GSV 09/02/2025	Field Goals	41 at PHO 06/27/2025	19 vs. CON 06/01/2025
78 vs. ATL 07/13/2025	53 vs. CON 06/01/2025	Field Goal Attempts	82 (2) at SEA 06/22/2025	56 vs. LAS 07/03/2025
.623 vs. CON 06/01/2025	.316 at GSV 09/02/2025	Field Goal Percentage	.529 at ATL 06/29/2025	.284 at WAS 05/30/2025
19 (2) vs. CON 06/01/2025	4 (2) at CON 08/03/2025	3-PT Field Goal	18 at PHO 06/27/2025	3 at DAL 08/08/2025
38 at WAS 05/30/2025	17 at CON 08/03/2025	3-PT FG Attempts	39 at PHO 06/27/2025	16 (2) vs. WAS 09/09/2025
.594 vs. CON 06/01/2025	.190 vs. LVA 05/17/2025	3-PT FG Percentage	.486 at IND 06/14/2025	.143 at DAL 08/08/2025
25 at IND 05/24/2025	5 at MIN 08/16/2025	Free Throws	25 vs. CHI 08/21/2025	4 (2) vs. WAS 08/28/2025
32 at IND 05/24/2025	8 at MIN 08/16/2025	Free Throw Attempts	33 at MIN 08/16/2025	6 vs. WAS 08/28/2025
1.000 at DAL 08/08/2025	.538 vs. GSV 05/27/2025	Free Throw Percentage	1.000 vs. ATL 06/17/2025	.520 at CHI 05/22/2025
13 at GSV 06/25/2025	2 (3) vs. DAL 08/05/2025	Offensive Rebounds	17 at ATL 08/23/2025	2 vs. WAS 09/09/2025
37 (2) at WAS 05/30/2025	17 vs. CHI 08/21/2025	Defensive Rebounds	37 vs. ATL 07/13/2025	16 (2) vs. WAS 08/28/2025
46 at WAS 05/30/2025	27 vs. CHI 08/21/2025	Total Rebounds	47 vs. ATL 07/13/2025	22 vs. WAS 08/28/2025
30 (2) vs. IND 07/16/2025	15 (2) at GSV 09/02/2025	Assists	30 at PHO 06/27/2025	10 vs. MIN 08/19/2025
14 vs. GSV 05/27/2025	2 at ATL 08/23/2025	Steals	13 (2) vs. IND 07/22/2025	2 vs. LVA 07/08/2025
15 (44) vs. CHI 08/21/2025	15 (44) vs. CHI 08/21/2025	Team Fouls	14 (44) at CON 08/03/2025	14 (44) at CON 08/03/2025
24 vs. CHI 08/21/2025	8 vs. MIN 08/10/2025	Personal Fouls	25 at IND 05/24/2025	11 (2) vs. MIN 08/10/2025
21 at CON 08/01/2025	6 (2) vs. ATL 07/13/2025	Turnovers	23 at CHI 05/22/2025	5 at ATL 08/23/2025
10 at SEA 09/05/2025	0 (2) vs. WAS 08/28/2025	Blocks	8 vs. ATL 07/13/2025	0 (4) vs. CON 08/25/2025
56 vs. LVA 05/17/2025	18 vs. GSV 05/29/2025	Points in Paint	62 at ATL 06/29/2025	14 vs. CON 06/01/2025
21 vs. PHO 07/25/2025	0 (3) vs. IND 07/16/2025	Second Chance Points	26 vs. PHO 06/19/2025	2 vs. WAS 09/09/2025
29 vs. CON 06/01/2025	0 at LAS 08/12/2025	Fast Break Points	19 at IND 06/14/2025	0 at WAS 06/05/2025
57 vs. CON 06/01/2025	0 (2) at ATL 08/23/2025	Biggest Lead	30 at DAL 07/28/2025	0 (4) at CHI 09/11/2025
42 at CHI 09/11/2025	4 vs. ATL 06/17/2025	Bench Points	44 at DAL 08/08/2025	7 (2) vs. IND 07/22/2025
32 vs. GSV 05/27/2025	3 at ATL 08/23/2025	Points Off Turnovers	26 at PHO 08/30/2025	4 vs. WAS 08/28/2025





BY LIBERTY

BY OPPONENT

AN INDIVIDUAL...		
38 PTS, Breanna Stewart: (NYL L, 79-88) vs. Minnesota, 09/15/24	Scored 30+ points	30 PTS, Layshia Clarendon: (NYL W, 96-89) vs. Los Angeles, 09/07/23
40 PTS, Breanna Stewart: (NYL W, 94-93) @ Dallas, 09/05/23	Scored 40+ points	53 PTS, Liz Cambage: (NYL L, 87-104) @ Dallas, 07/17/18
* Never Has Happened *	Scored 50+ points	53 PTS, Liz Cambage: (NYL L, 87-104) @ Dallas, 07/17/18
18 REB, Breanna Stewart: (NYL L, 79-88) vs. Minnesota, 09/15/24	Had 15+ Rebounds	16 REB, Angel Reese: (NYL W, 81-67) @ Chicago, 07/13/24
21 REB, Amanda Zahui B: (NYL L, 63-80) @ Las Vegas, 08/29/20	Had 20+ Rebounds	21 REB, Sylvia Fowles: (NYL W, 57-54) vs. Chicago, 07/11/10
16 AST, Sabrina Ionescu: (NYL W, 89-69) vs. Phoenix, 07/31/22	Had 15+ assists	16 AST, Courtney Vandersloot: (NYL W, 93-85) @ Chicago, 05/23/21
5 BLK, Jonquel Jones: (NYL W, 77-70) vs. Seattle, 09/05/24	Had 5+ Blocks	5 BLK, Shakira Austin: (NYL W, 85-80) @ Washington, 05/14/24
5 STL, Breanna Stewart: (NYL L, 93-99) @ Phoenix, 06/18/24	Had 5+ Steals	5 STL, DiJonai Carrington: (NYL W, 82-74) vs. Connecticut, 07/16/24
12 FGM, Breanna Stewart: (NYL L, 79-88) vs. Minnesota, 09/15/24	Made 10+ Field Goals	11 FGM, Skylar Diggins: (NYL W, 98-85) @ Seattle, 08/30/24
15 FGM, Breanna Stewart: (NYL W, 100-89) @ Indiana, 08/13/23	Made 15+ Field Goals	17 FGM, Liz Cambage: (NYL L, 87-104) @ Dallas, 07/17/18
7 3FGM, Sabrina Ionescu: (NYL L, 83-88) vs. Minnesota, 07/28/23	Made 7+ 3-Pointers	7 3FGM, Jewell Loyd: (NYL L, 83-99) vs. Seattle, 08/20/21
12 3FGM, Sabrina Ionescu: (NYL L, 79-88) vs. Minnesota, 09/15/24	10+ 3-Pointer Attempts	10 3FGM, Kelsey Plum: (NYL W, 75-71) vs. Las Vegas, 09/08/24
15 FTM, Kia Nurse: (NYL W, 98-92) @ Los Angeles, 06/15/19	Made 15+ Free Throws	15 FTM, Breanna Stewart: (NYL L, 71-79 (OT)) @ Seattle, 05/27/22
5 TO, Jonquel Jones: (NYL W, 98-85) @ Seattle, 08/30/24	5+ Turnovers	7 TO/6 TO, Brittney Griner/Natasha Cloud: (NYL W, 84-70) @ Phoenix, 08/26/24
11 FGM/10 FGM, Han Xu/Sabrina Ionescu: (NYL W, 116-107) @ Las Vegas, 07/06/22	Two Players with 10+ Field Goals Made	11 FGM/10 FGM, Brittney Griner/Skylar Diggins-Smith: (NYL L, 79-106) vs. Phoenix, 08/25/21
5 3FGM/5 3FGM, Marine Johannès/Sabrina Ionescu: (NYL W, 89-77) @ Atlanta, 06/24/22	Two Players with 5+ 3-Pointers Made	* Never Has Happened *
Breanna Stewart (33 PTS)/Sabrina Ionescu (24 PTS)/Kayla Thornton (20 PTS): (NYL W, 98-88) vs. Los Angeles, 06/22/24	Three Players with 20+ Points	Kelsey Plum (27 PTS)/A'ja Wilson (23 PTS)/Jackie Young (23 PTS): (NYL L, 101-107) vs. Las Vegas, 07/12/22
12 PTS, 12 REB, 12 AST, Sabrina Ionescu: (NYL W, 86-82) vs. Seattle, 07/25/23	Had a triple-double	19 PTS, 12 REB, 13 AST, Caitlin Clark: (NYL L, 78-83) @ Indiana, 07/06/24
1st period, Sabrina Ionescu: (NYL W, 82-74) vs. Connecticut, 07/16/24	Had a four-point play	3rd period, Karlie Samuelson: (NYL W, 87-71) @ Washington, 09/17/24
A TEAM...		
.612 (41-67), (NYL W, 107-84) vs. Chicago, 07/15/18	Shot .600+ from the field	* Never Has Happened *
32 PTS, (NYL W, 99-67) @ Dallas, 09/12/24	Won by 20+ points	34 PTS, (NYL L, 74-108) vs. Las Vegas, 07/14/22
32 PTS, (NYL W, 99-67) @ Dallas, 09/12/24	Won by 30+ points	34 PTS, (NYL L, 74-108) vs. Las Vegas, 07/14/22
62 REB, (NYL L, 67-83) @ Phoenix, 09/05/20	Had 60+ rebounds	64 REB, (NYL L, 86-92 (OT)) vs. Indiana, 05/13/22
35 AST, (NYL W, 116-107) @ Las Vegas, 07/06/22	Had 35+ assists	* Never Has Happened *
33 AST, (NYL W, 105-91) @ Dallas, 09/10/24	Had 30+ assists	32 AST, (NYL L, 81-98) @ Las Vegas, 06/29/23
10 BLK, (NYL W, 77-70) vs. Seattle, 09/05/24	Had 10+ blocks	10 BLK, (NYL L, 76-103) @ Las Vegas, 06/17/21
16 STL, (NYL W, 81-66) @ Seattle, 07/02/23	Had 15+ steals	16 STL, (NYL L, 65-92) vs. Connecticut, 05/17/22
1st OT, (NYL W, 95-90 (OT)) @ Connecticut, 08/24/23	Overtime Win	1st OT, (NYL L, 81-92 (OT)) vs. Atlanta, 06/30/22
44 PTS (1st), (NYL W, 101-83) vs. Indiana, 07/23/23	40+ points scored in a quarter	42 PTS (4th), (NYL L, 92-101) @ Chicago, 08/07/19
73 PTS (2nd), (NYL L, 101-107) vs. Las Vegas, 07/12/22	70+ points scored in a half	71 PTS (1st), (NYL L, 74-108) vs. Las Vegas, 07/14/22
THE LIBERTY (SINGLE-SEASON)...		
8/30/2024 — 9/12/2024 (5)	Won 5 straight	--
6/30/2024 — 8/22/2024 (6)	Won 5 straight at home	--
7/10/2024 — 8/26/2024 (5)	Won 5 straight on road	--
8/20/2022 — 5/19/2023 (5)	Lost 5 straight	--
7/17/2018 — 8/19/2018 (13)	Lost 10 straight	--
7/25/2020 — 9/13/2020 (11)	Lost 5 straight at home	--
7/7/2022 — 8/8/2022 (6)	Lost 5 straight on road	--





TEAM TREND	TTL	LAST GAME	TEAM TREND	TTL	LAST GAME
<4 Liberty w/ 10+ pts	7-9	@ GSV 9/2/25	Liberty shoot 50.0% or better	9-1	vs. WAS 8/28/25
4+ Liberty w/ 10+ pts	20-8	@ CHI 9/11/25	Opp shoots 50.0% or better	1-4	@ CHI 9/11/25
5+ Liberty w/ 10+ pts	12-4	vs. WAS 8/28/25	Liberty shoot 45.0% or better	16-4	@ CHI 9/11/25
6+ Liberty w/ 10+ pts	2-2	@ MIN 8/16/25	Liberty shoot 44.0% or below	11-10	vs. WAS 9/9/25
7+ Liberty w/ 10+ pts	0-0		Liberty shoot 40.0% or below	3-3	@ GSV 9/2/25
8+ Liberty w/ 10+ pts	0-0		Opp shoots 45.0% or better	3-10	@ CHI 9/11/25
Liberty no 20+ pt scorer	8-8	vs. WAS 9/9/25	Opp shoots 40.0% or below	10-3	@ GSV 9/2/25
Opp no 20+ pt scorer	15-5	vs. WAS 9/9/25	Liberty w/10+ 3-pointers made	16-4	vs. WAS 8/28/25
2+ Liberty w/20+ pt scorer	10-3	@ SEA 9/5/25	Opp w/10+ 3-pointers made	9-8	@ CHI 9/11/25
2+ Opp w/20+ pt scorer	2-7	@ CHI 9/11/25	Liberty w/15+ 3-pointers made	2-0	vs. CON 6/1/25
3+ Liberty w/20+ pt scorer	1-0	@ LAS 8/12/25	Opp w/15+ 3-pointers made	0-3	@ MIN 7/30/25
3+ Opp w/20+ pt scorer	0-0		Liberty 3FG% 40.0% or better	11-0	@ SEA 9/5/25
Liberty w/30+ pt scorer	2-4	@ CON 8/3/25	Opp 3FG% 40.0% or better	4-6	@ CHI 9/11/25
Opp w/30+ pt scorer	1-2	@ MIN 7/30/25	Liberty FT% 80.0 or better	22-9	@ CHI 9/11/25
All 5 Starters w/10+ pts	4-0	vs. MIN 8/19/25	Opp FT% 80.0 or better	11-5	@ CHI 9/11/25
Opp 5 Starters w/10+ pts	0-0		Liberty FT% below 70.0	1-2	@ PHO 8/30/25
2+ reserves w/10+ pts	3-2	@ CHI 9/11/25	Opp FT% below 70.0	9-8	vs. WAS 9/9/25
Opp 2+ reserves w/10+ pts	3-3	vs. MIN 8/19/25	Liberty FTM >= Opp FTA	16-4	@ CHI 9/11/25
3+ reserves w/10+ pts	0-1	@ PHO 6/27/25	Opp FTM >= Liberty FTA	5-4	vs. CHI 8/21/25
Opp 3+ reserves w/10+ pts	1-0	vs. MIN 8/19/25	Liberty FG% >= Opp FG%	19-4	@ SEA 9/5/25
Liberty <20 pts. in 1st qtr	6-9	vs. WAS 9/9/25	Opp FG% >= Liberty FG%	4-11	vs. WAS 9/9/25
Opp <20 pts. in 1st qtr	13-4	@ CHI 9/11/25	Liberty w/30+ FTA	2-1	@ IND 6/14/25
Liberty w/30+ pts in 1st qtr	3-0	vs. IND 7/16/25	Opp w/30+ FTA	0-1	@ MIN 8/16/25
Opp w/30+ pts in 1st qtr	2-2	@ LAS 8/12/25	Liberty w/20+ asts	22-8	@ CHI 9/11/25
Liberty under 50 pts 1st half	19-16	vs. WAS 9/9/25	Opp w/20+ asts	11-14	@ CHI 9/11/25
Opp under 50 pts 1st half	27-12	@ CHI 9/11/25	Liberty w/25+ asts	10-0	@ CHI 9/11/25
Liberty 50+ pts 1st half	8-1	@ CHI 9/11/25	Opp w/25+ asts	2-5	@ CHI 9/11/25
Opp 50+ pts 1st half	0-5	@ MIN 7/30/25	Liberty w/30+ asts	2-0	vs. IND 7/16/25
Liberty 60+ pts in 1st half	1-0	vs. CON 6/1/25	Opp w/30+ asts	0-1	@ PHO 6/27/25
Opp 60+ pts in 1st half	0-2	@ DAL 7/28/25	Liberty asts >= Opp asts	19-3	@ CHI 9/11/25
Liberty lead by 10+ pts	22-1	@ CHI 9/11/25	Opp asts >= Liberty asts	7-13	vs. WAS 9/9/25
Opp leads by 10+ pts	5-15	@ GSV 9/2/25	Liberty w/12 or fewer TOs	15-6	@ CHI 9/11/25
Games decided by 10+ points	13-8	@ PHO 8/30/25	Opp w/12 or fewer TOs	13-12	@ CHI 9/11/25
Games decided by 4-9 points	11-8	@ CHI 9/11/25	Liberty w/20+ TOs	1-2	@ CON 8/3/25
Games decided by 3 or less points	3-1	vs. CON 8/25/25	Opp w/20+ TOs	3-0	vs. CHI 6/10/25
Both teams score 100+ pts	0-0		Liberty TO >= Opp TO	10-10	vs. WAS 9/9/25
Both teams under 100 pts	25-13	@ CHI 9/11/25	Opp TO >= Liberty TO	13-3	@ CHI 9/11/25
Liberty score under 100 pts	25-17	@ CHI 9/11/25	Liberty w/50+ REB	1-0	@ WAS 5/30/25
Opp scores under 100 pts	27-13	@ CHI 9/11/25	Opp w/50+ REB	3-1	@ CON 8/1/25
Liberty score 100+ pts	2-0	@ LAS 8/12/25	Liberty REB >= Opp REB	13-1	@ CHI 9/11/25
Opp scores 100+ pts	0-4	@ MIN 7/30/25	Opp REB >= Liberty REB	13-16	@ GSV 9/2/25
Liberty score 110+ pts	0-0		Liberty w/10+ more REB than Opp	3-1	vs. WAS 8/28/25
Opp scores 110+ pts	0-0		Opp w/10+ more REB than NYL	5-7	vs. CHI 8/21/25
Liberty tied or lead after the 3rd qtr	23-4	@ CHI 9/11/25	Liberty w/10+ stls	8-3	@ GSV 9/2/25
Liberty tied or lead at halftime	21-5	@ CHI 9/11/25	Opp w/10+ stls	4-6	@ SEA 9/5/25
Liberty tied or lead after 1st qtr	20-8	@ CHI 9/11/25	2+ Liberty w/double-double	1-0	vs. MIN 8/19/25
Liberty trailing after the 3rd qtr	4-13	@ SEA 9/5/25	2+ Opp w/double-double	1-2	vs. CHI 8/21/25
Liberty trailing at halftime	6-12	@ SEA 9/5/25	3+ Liberty w/double-double	0-0	
Liberty trailing after 1st qtr	7-9	@ PHO 8/30/25	3+ Opp w/double-double	0-0	
1st game Back-to-Back	3-0	@ LAS 8/12/25	Liberty PITP >= Opp PITP	13-6	@ CHI 9/11/25
2nd game Back-to-Back	1-2	@ LVA 8/13/25	Opp PITP >= Liberty PITP	13-11	vs. WAS 9/9/25
1st game after a win	17-9	@ CHI 9/11/25	Liberty 2CP >= Opp 2CP	10-3	@ CHI 9/11/25
1st game after a loss	9-8	@ SEA 9/5/25	Opp 2CP >= Liberty 2CP	16-13	@ SEA 9/5/25
On Monday	1-1	vs. CON 8/25/25	Liberty FB Pts >= Opp FB Pts	19-10	@ CHI 9/11/25
On Tuesday	9-1	vs. WAS 9/9/25	Opp FB Pts >= Liberty FB Pts	7-7	@ PHO 8/30/25
On Wednesday	2-2	@ LVA 8/13/25	+3 Blocks	23-13	@ CHI 9/11/25
On Thursday	6-2	@ CHI 9/11/25	+5 Blocks	16-5	@ SEA 9/5/25
On Friday	4-2	@ SEA 9/5/25			
On Saturday	2-5	@ PHO 8/30/25			
On Sunday	3-4	vs. MIN 8/10/25			
May	6-0	@ WAS 5/30/25			
June	5-5	@ ATL 6/29/25			
July	6-4	@ MIN 7/30/25			
August	7-7	@ PHO 8/30/25			
September	3-1	@ CHI 9/11/25			





DATE	OPPONENT	H-R	W-L	SCORE NYL-OPP	HOME RECORD	ROAD RECORD	TOTAL RECORD	LIBERTY HI SCORER	PT	LIBERTY HI REBR	RB	LIBERTY HI ASSISTS	AST	OPPONENT HI SCORER	PT	ATTEND
5/17	LVA	H	W	92-78	1-0	0-0	1-0	B. Stewart	25	J. Jones	10	N. Cloud	9	A. Wilson	31	17,344
5/22	at CHI	R	W	99-74	1-0	1-0	2-0	N. Cloud	18	J. Jones	7	N. Cloud	8	R. Banham	15	9,025
5/24	at IND	R	W	90-88	1-0	2-0	3-0	J. Jones	26	J. Jones	12	N. Cloud	6	A. Boston	27	17,274
5/27	GSV	H	W	95-67	2-0	2-0	4-0	B. Stewart	24	J. Jones	10	N. Cloud	10	V. Burton/K. Thornton	13	14,774
5/29	GSV	H	W	82-77	3-0	2-0	5-0	B. Stewart	27	L. Fiebich	8	N. Cloud	5	J. Salaün	18	14,951
5/30	at WAS	R	W	85-63	3-0	3-0	6-0	S. Ionescu	28	J. Jones	18	B. Stewart	7	B. Sykes	20	4,200
6/1	CON	H	W	100-52	4-0	3-0	7-0	S. Ionescu	18	J. Jones	11	N. Cloud	7	T. Charles/J. Sheldon	10	17,415
6/5	at WAS	R	W	86-78	4-0	4-0	8-0	B. Stewart	26	B. Stewart	11	S. Ionescu	7	K. Iriafen	17	4,200
6/10	CHI	H	W	85-66	5-0	4-0	9-0	S. Ionescu	23	B. Stewart	7	S. Ionescu	7	A. Reese	17	16,081
6/14	at IND	R	L	88-102	5-0	4-1	9-1	S. Ionescu	34	N. Sabally	9	N. Cloud	5	C. Clark	32	17,274
6/17	ATL	H	W	86-81	6-0	4-1	10-1	S. Ionescu	34	J. Jones	10	S. Ionescu/N. Cloud	5	T. Paopao	16	15,149
6/19	PHO	H	L	81-89	6-1	4-1	10-2	B. Stewart	35	N. Sabally	7	N. Cloud	10	M. Akoka Makani	21	16,383
6/22	at SEA	R	L	79-89	6-1	4-2	10-3	B. Stewart	18	B. Stewart/N. Sabally	9	N. Cloud	8	N. Ogwumike	26	12,500
6/25	at GSV	R	W	81-78	6-1	5-2	11-3	B. Stewart	23	B. Stewart	10	N. Cloud	7	K. Martin	21	18,064
6/27	at PHO	R	L	91-106	6-1	5-3	11-4	B. Stewart	17	N. Sabally	6	S. Ionescu/N. Cloud	7	S. Sabally	25	12,009
6/29	at ATL	R	L	81-90	6-1	5-4	11-5	B. Stewart	21	B. Stewart	9	N. Cloud	6	B. Jones	21	3,265
7/3	LAS	H	W	89-79	7-1	5-4	12-5	N. Cloud	23	B. Stewart	14	N. Cloud	7	D. Hamby	25	15,956
7/6	SEA	H	L	70-79	7-2	5-4	12-6	S. Ionescu	22	S. Ionescu	9	S. Ionescu	6	G. Williams	16	15,515
7/8	LVA	H	W	87-78	8-2	5-4	13-6	S. Ionescu	28	L. Fiebich	9	S. Ionescu	8	J. Young	19	15,041
7/13	ATL	H	W	79-72	9-2	5-4	14-6	L. Fiebich	21	B. Stewart	10	S. Ionescu	5	A. Gray	16	17,265
7/16	IND	H	W	98-77	10-2	5-4	15-6	B. Stewart	24	B. Stewart	11	S. Ionescu	9	K. Mitchell	16	17,371
7/22	IND	H	W	98-84	11-2	5-4	16-6	J. Jones	18	J. Jones	9	S. Ionescu	9	K. Mitchell	29	17,365
7/25	PHO	H	W	89-76	12-2	5-4	17-6	S. Ionescu	29	J. Jones	11	S. Ionescu	8	A. Thomas	20	17,515
7/26	LAS	H	L	99-101	12-3	5-4	17-7	S. Ionescu	30	S. Ionescu/J. Jones	8	N. Cloud	9	R. Jackson	24	16,024
7/28	at DAL	R	L	82-92	12-3	5-5	17-8	J. Jones	18	J. Jones	7	N. Cloud	8	A. Ogunbowale/P. Bueckers	20	6,018
7/30	at MIN	R	L	93-100	12-3	5-6	17-9	S. Ionescu	31	J. Jones	7	N. Cloud	7	N. Collier	30	10,824
8/1	at CON	R	L	62-78	12-3	5-7	17-10	S. Ionescu	23	S. Ionescu/S. Talbot	7	S. Ionescu	5	M. Mabrey	18	8,664
8/3	at CON	R	W	87-78	12-3	6-7	18-10	S. Ionescu	36	S. Ionescu	11	S. Ionescu/N. Cloud/J. Jones/S. Talbot	4	T. Charles	17	8,747
8/5	DAL	H	W	85-76	13-3	6-7	19-10	J. Jones	15	J. Jones	10	N. Cloud	6	P. Bueckers	21	17,306
8/8	at DAL	R	W	88-77	13-3	7-7	20-10	S. Ionescu	16	E. Meesseman	8	E. Meesseman	7	A. Ogunbowale	17	6,251
8/10	MIN	H	L	71-83	13-4	7-7	20-11	N. Cloud	14	J. Jones/N. Cloud	6	J. Jones/S. Ionescu/N. Cloud	5	K. McBride	18	17,343
8/12	at LAS	R	W	105-97	13-4	8-7	21-11	E. Meesseman	24	J. Jones	11	S. Ionescu	6	K. Plum	26	11,862
8/13	at LVA	R	L	77-83	13-4	8-8	21-12	E. Meesseman	24	E. Meesseman	10	J. Jones	5	J. Loyd	21	10,417
8/16	at MIN	R	L	80-86	13-4	8-9	21-13	J. Jones	17	S. Ionescu	10	N. Cloud	6	C. Williams	26	10,810
8/19	MIN	H	W	85-75	14-4	8-9	22-13	J. Jones	22	J. Jones	10	S. Ionescu	11	C. Williams	17	16,864
8/21	CHI	H	L	85-91	14-5	8-9	22-14	J. Jones	25	J. Jones/E. Meesseman	7	E. Meesseman	6	K. Cardoso	22	15,887
8/23	at ATL	R	L	62-78	14-5	8-10	22-15	K. Burke	13	J. Jones	8	M. Johannès	5	A. Gray	19	3,305
8/25	CON	H	W	81-79	15-5	8-10	23-15	B. Stewart	19	J. Jones	11	S. Ionescu	9	L. Lacan	22	15,011
8/28	WAS	H	W	89-63	16-5	8-10	24-15	I. Harrison	16	B. Stewart	9	S. Talbot	6	S. Citron	18	15,015
8/30	at PHO	R	L	63-80	16-5	8-11	24-16	E. Meesseman	17	J. Jones/L. Fiebich/B. Stewart	6	J. Jones/N. Cloud	4	K. Copper	22	13,252
9/2	at GSV	R	L	58-66	16-5	8-12	24-17	B. Stewart/N. Cloud	19	K. Burke/E. Meesseman/B. Stewart/N. Cloud	5	N. Cloud/L. Fiebich	4	T. Fágbenlé	16	18,064
9/5	at SEA	R	W	84-76	16-5	9-12	25-17	B. Stewart	24	B. Stewart/N. Cloud	7	N. Cloud	6	N. Ogwumike	20	12,500
9/9	WAS	H	W	75-66	17-5	9-12	26-17	E. Meesseman	19	J. Jones	11	S. Ionescu	9	K. Iriafen	16	17,532
9/11	at CHI	R	W	91-86	17-5	10-12	27-17	B. Stewart	24	B. Stewart/E. Meesseman	6	S. Ionescu	11	M. Westbeld	25	8,824





WNBA

	LEAGUE	GAMES	W-L	PCT	GB	CONF	DIV	HOME	AWAY	L10	STRK	CONF	DIV
Minnesota Lynx	1	44	34-10	.773	0	20-4	0-0	20-2	14-8	6-4	W1	1	0
Las Vegas Aces	2	44	30-14	.682	4.0	16-8	0-0	17-5	13-9	10-0	W16	2	0
Atlanta Dream	3	44	30-14	.682	0	15-6	0-0	16-6	14-8	8-2	W6	1	0
New York Liberty	4	44	27-17	.614	3.0	15-5	0-0	17-5	10-12	6-4	W3	2	0
Phoenix Mercury	5	44	27-17	.614	7.0	13-11	0-0	15-7	12-10	6-4	L3	3	0
Indiana Fever	6	44	24-20	.545	6.0	13-8	0-0	13-9	11-11	6-4	W3	3	0
Seattle Storm	7	44	23-21	.523	11.0	12-12	0-0	10-12	13-9	6-4	W1	4	0
Golden State Valkyries	8	44	23-21	.523	11.0	9-15	0-0	14-8	9-13	5-5	L3	5	0
Los Angeles Sparks	9	44	21-23	.477	13.0	10-14	0-0	9-13	12-10	5-5	L1	6	0
Washington Mystics	10	44	16-28	.364	14.0	8-12	0-0	10-12	6-16	0-10	L10	4	0
Connecticut Sun	11	44	11-33	.250	19.0	7-14	0-0	7-15	4-18	4-6	L2	5	0
Dallas Wings	12	44	10-34	.227	24.0	4-20	0-0	6-16	4-18	1-9	W1	7	0
Chicago Sky	13	44	10-34	.227	20.0	4-17	0-0	6-16	4-18	2-8	L4	6	0

EASTERN CONFERENCE

	CONF	GAMES	W-L	PCT	GB	CONF	DIV	HOME	AWAY	L10	STRK	LEAGUE	DIV
Atlanta Dream	1	44	30-14	.682	0	15-6	0-0	16-6	14-8	8-2	W6	3	0
New York Liberty	2	44	27-17	.614	3.0	15-5	0-0	17-5	10-12	6-4	W3	4	0
Indiana Fever	3	44	24-20	.545	6.0	13-8	0-0	13-9	11-11	6-4	W3	6	0
Washington Mystics	4	44	16-28	.364	14.0	8-12	0-0	10-12	6-16	0-10	L10	10	0
Connecticut Sun	5	44	11-33	.250	19.0	7-14	0-0	7-15	4-18	4-6	L2	11	0
Chicago Sky	6	44	10-34	.227	20.0	4-17	0-0	6-16	4-18	2-8	L4	13	0

WESTERN CONFERENCE

	CONF	GAMES	W-L	PCT	GB	CONF	DIV	HOME	AWAY	L10	STRK	LEAGUE	DIV
Minnesota Lynx	1	44	34-10	.773	0	20-4	0-0	20-2	14-8	6-4	W1	1	0
Las Vegas Aces	2	44	30-14	.682	4.0	16-8	0-0	17-5	13-9	10-0	W16	2	0
Phoenix Mercury	3	44	27-17	.614	7.0	13-11	0-0	15-7	12-10	6-4	L3	5	0
Seattle Storm	4	44	23-21	.523	11.0	12-12	0-0	10-12	13-9	6-4	W1	7	0
Golden State Valkyries	5	44	23-21	.523	11.0	9-15	0-0	14-8	9-13	5-5	L3	8	0
Los Angeles Sparks	6	44	21-23	.477	13.0	10-14	0-0	9-13	12-10	5-5	L1	9	0
Dallas Wings	7	44	10-34	.227	24.0	4-20	0-0	6-16	4-18	1-9	W1	12	0





WNBA

	PPG	FGM/G	FG%	3FGM/ G	3FG%	FT%	ORPG	DRPG	RPG	APG	SPG	TOV/G	BPG	PF/G
Atlanta	5	6	6	3	7	6	3	*1	*1	3	11	2	4	13
Chicago	13	10	10	10	9	11	2	5	2	10	13	13	6	5 T
Connecticut	12	12	12	12	13	5	7 T	13	12	13	3	8 T	9	*1
Dallas	9	5	11	11	12	4	*1	8 T	3	8	8	7	7	2
Golden State	10	13	13	*1	11	3	5	3	4	12	10	10	12	7
Indiana	3	2	3	8	4	9	4	11	9	7	5	8 T	13	3
Las Vegas	6	8	8	6	3	2	9	7	8	9	7	4	2	10
Los Angeles	2	4	2	7	8	10	10	10	10	6	9	11	11	9
Minnesota	*1	*1	*1	2	*1	12	7 T	6	6	*1	2	3	3	12
New York	4	9	4	4	2	*1	13	2	7	2	6	6	5	11
Phoenix	7	7	9	5	6	7	6	4	5	5	4	5	8	5 T
Seattle	8	3	5	9	5	8	12	12	13	4	*1	*1	*1	8
Washington	11	11	7	13	10	13	11	8 T	11	11	12	12	10	4

EASTERN CONFERENCE

	PPG	FGM/G	FG%	3FGM/ G	3FG%	FT%	ORPG	DRPG	RPG	APG	SPG	TOV/G	BPG	PF/G
Atlanta	3	2	3	*1	3	3	2	*1	*1	2	4	*1	*1	6
Chicago	6	4	5	4	4	5	*1	3	2	4	6	6	3	4
Connecticut	5	6	6	5	6	2	4	6	6	6	*1	3 T	4	*1
Indiana	*1	*1	*1	3	2	4	3	5	4	3	2	3 T	6	2
New York	2	3	2	2	*1	*1	6	2	3	*1	3	2	2	5
Washington	4	5	4	6	5	6	5	4	5	5	5	5	5	3

WESTERN CONFERENCE

	PPG	FGM/G	FG%	3FGM/ G	3FG%	FT%	ORPG	DRPG	RPG	APG	SPG	TOV/G	BPG	PF/G
Dallas	6	4	6	7	7	3	*1	5	*1	5	5	5	4	*1
Golden State	7	7	7	*1	6	2	2	*1	2	7	7	6	7	3
Las Vegas	3	6	4	4	2	*1	5	4	5	6	4	3	2	6
Los Angeles	2	3	2	5	5	6	6	6	6	4	6	7	6	5
Minnesota	*1	*1	*1	2	*1	7	4	3	4	*1	2	2	3	7
Phoenix	4	5	5	3	4	4	3	2	3	3	3	4	5	2
Seattle	5	2	3	6	3	5	7	7	7	2	*1	*1	*1	4

* = WNBA leader | T = Tied for position





GAME	BURKE	CLOUD	FIEBICH	GARDNER	HARRISON	IONESCU	JOHANNÉS	JONES	MEESSEMAN	SABALLY	STEWART	TALBOT
5/17/25 vs. Aces	11	9	7	7	0	7	-1	19	--	3	8	--
5/22/25 at Sky	13	27	16	3	-3	5	24	15	--	7	24	--
5/24/25 at Fever	10	13	-2	-7	0	11	-10	2	--	0	-7	--
5/27/25 vs. Valkyries	5	20	13	16	7	24	8	23	--	0	21	--
5/29/25 vs. Valkyries	6	14	8	-10	-4	4	-4	0	--	0	11	--
5/30/25 at Mystics	3	13	23	4	-2	20	2	23	--	0	20	--
6/1/25 vs. Sun	1	44	43	5	8	38	22	40	--	0	44	--
6/5/25 at Mystics	-7	10	13	14	1	5	-1	-1	--	0	6	--
6/10/25 vs. Sky	12	14	18	5	0	30	4	0	--	12	14	--
6/14/25 at Fever	-11	-19	--	0	-14	-10	-13	0	--	3	-6	--
6/17/25 vs. Dream	-11	-4	--	8	-3	11	23	8	--	-3	-2	--
6/19/25 vs. Mercury	-5	-2	--	-1	-7	-10	-5	-1	--	-1	-2	--
6/22/25 at Storm	-7	-16	--	-2	-1	0	-10	0	--	-5	-5	--
6/25/25 at Valkyries	1	-7	--	9	5	-8	12	I - INJ	--	-3	6	--
6/27/25 at Mercury	-11	-16	--	-1	7	-9	-5	0	--	-22	-20	--
6/29/25 at Dream	3	-8	--	-11	9	-19	1	I - INJ	--	-6	-14	--
7/3/25 vs. Sparks	2	18	6	-3	10	8	-6	0	--	3	12	--
7/6/25 vs. Storm	1	-13	-20	-14	0	-11	5	0	--	6	-15	--
7/8/25 vs. Aces	12	0	5	9	0	13	1	0	--	2	7	--
7/13/25 vs. Dream	9	-1	4	-4	7	4	7	0	--	0	9	--
7/16/25 vs. Fever	3	28	18	2	3	18	3	0	--	18	23	--
7/22/25 vs. Fever	14	2	10	0	6	-1	17	8	--	0	12	2
7/25/25 vs. Mercury	16	20	-3	1	0	8	15	7	--	0	9	-8
7/26/25 vs. Sparks	-11	-5	0	-6	-3	9	5	0	--	I - R	-2	3
7/28/25 at Wings	I - INJ	3	-4	5	-12	-17	-9	-10	--	I - INJ	I - INJ	2
7/30/25 at Lynx	0	-1	-10	-3	-3	-3	1	-3	--	0	0	-13
8/1/25 at Sun	0	-11	-14	-6	-20	-11	6	-8	0	0	0	-16
8/3/25 at Sun	0	7	4	5	7	7	2	4	6	0	0	3
8/5/25 vs. Wings	0	4	2	6	6	5	6	7	1	0	0	8
8/8/25 at Wings	I - INJ	8	14	3	-1	4	11	8	25	I - INJ	I - INJ	-17
8/10/25 vs. Lynx	0	2	-12	0	-6	-10	-10	-12	-6	0	0	-6
8/12/25 at Sparks	0	-4	6	6	0	4	10	7	1	0	0	10
8/13/25 at Aces	7	-1	-7	-6	0	-12	0	-2	0	0	0	-9
8/16/25 at Lynx	-6	-4	-5	0	0	-6	2	-5	-4	0	0	-2
8/19/25 vs. Lynx	6	8	10	0	0	16	-1	16	-2	0	0	-3
8/21/25 vs. Sky	-2	-5	-11	4	0	-10	-1	-13	3	0	0	5
8/23/25 at Dream	0	-19	-21	3	--	I - INJ	-8	-9	-23	I - INJ	I - INJ	-3
8/25/25 vs. Sun	2	0	0	-3	0	7	-3	13	0	0	-10	4
8/28/25 vs. Mystics	4	0	17	13	15	0	26	0	20	0	16	19
8/30/25 at Mercury	-9	-14	0	-13	-9	0	-16	-2	-11	0	-3	-8
9/2/25 at Valkyries	-16	-12	-17	16	-4	I - INJ	5	-14	5	0	-3	0
9/5/25 at Storm	17	0	9	-4	6	0	3	4	-7	0	14	-2
9/9/25 vs. Mystics	7	16	4	6	-6	8	-6	7	17	-6	6	-8
9/11/25 at Sky	4	9	23	-21	-10	21	-10	9	7	-11	19	-15
Season Totals:	73	127	147	35	-11	150	102	140	32	-3	192	-54
Per Game:	1.74	2.89	3.97	0.80	-0.26	3.57	2.32	3.33	1.78	-0.08	4.68	-2.35
Per 48:	4.50	5.12	6.78	3.35	-1.47	6.03	6.10	8.10	3.49	-0.47	9.72	-9.50





Sandy Brondello

Head Coach – 2 Time WNBA Champion (2014, 2024)



Veteran WNBA coach, player, and former Australian Olympian Sandy Brondello was named the ninth head coach in Liberty franchise history in January 2022. Brondello joined New York after an eight-year head coaching tenure with the Phoenix Mercury where she led the team to a playoff appearance in each of her eight seasons. A two-time WNBA Champion head coach, Brondello holds an overall regular season record of 244-164 (.598) over her 12 combined seasons at the helm of the New York Liberty, Phoenix Mercury and San Antonio Silver Stars - making her the sixth-winningest coach in WNBA history.

Additionally, Brondello has compiled a 39-30 postseason record throughout her head coaching career, ranking her as the second-winningest coach in league postseason history. In 2014, Sandy was named the WNBA Coach of the Year after she led Phoenix to a WNBA regular season-record 29 wins and capped the season with a WNBA Championship. In 2023, Brondello led the Liberty to the Commissioner's Cup Championship and first WNBA Finals appearance since 2002.

Brondello made history in 2024 after leading the New York Liberty to its first WNBA Championship in franchise history and the city's first professional basketball championship since 1973.

A 20-year veteran of the WNBA coaching ranks, Brondello has been affiliated with the league for 25 of its 28 seasons, including her time as a player. A proven winner internationally and in the WNBA, her 20 total years as an assistant coach and head coach have featured 17 playoff appearances, highlighted by a perfect 12-for-12 in postseason berths as a head coach.

In those 12 postseasons, Sandy led her teams to nine Semifinals round berths (formerly conference finals) and four WNBA Finals appearances in 2014, 2021, 2023, 2024 – including two titles. Prior to her time with the Mercury, Brondello served as lead assistant coach for the Los Angeles Sparks (2011-13) under 2012 WNBA Coach of the Year Carol Ross. Brondello led the San Antonio Silver Stars to a 2010 playoff berth in her debut season at the helm following five seasons on the Silver Stars bench as an assistant under Dan Hughes (2005-09), the fifth-winningest coach in league history.

A 2010 inductee into the Australian Basketball Hall of Fame, Brondello was named the 11th head coach for the Australian Women's National Basketball team on April 17, 2017. Brondello led the Australian National Team to a Bronze medal in the Paris Olympics Games, and most recently, re-signed with the Opals for the 2028 Los Angeles Summer Olympics. In addition to her work internationally with the Australian Women's National Basketball team, Brondello previously served as an assistant coach with UMMC Ekaterinburg in Russia from 2012-2017.

Brondello finished a stellar 17-year professional playing career with a five-year run in the WNBA in which she played for Detroit (1998-99), Miami (2001-02) and Seattle (2003), and was named a 1999 WNBA All-Star. She began her career with the Women's National Basketball League (WNBL) in Australia (1986-96) and was named the league MVP in 1995. The 5-7 guard was a 10-time German Cup champion while playing with BTV Wuppertal (1992-2002), a three-time European Cup All-Star selection (1994, 1996, 1997), and the 1996 European Cup MVP when she led her team to the title.


An 18-year member of the Australian National Team, Brondello is a four-time Olympian, a two-time silver medalist (2000, 2004) and was named the 1992 Australian International Player of the Year.

Brondello is married to Liberty assistant coach, Olaf Lange, and the couple have two children, Brody and Jayda.

ASSISTANT COACHES



**OLAF
LANGE**



**SONIA
RAMAN**



**ZACH
O'BRIEN**





#22 Kennedy Burke

Guard • 6-1 • 182lbs • 28 • UCLA/USA

5 Years Pro

WNBA Champion with New York Liberty (2024). Two-time Ligue Féminine de Basketball (LFB) Most Valuable Player (2023, 2024). Drafted No. 22 overall by Dallas Wings in the 2019 WNBA Draft. (she/her/hers)

	GP	GS	PPG	RPG	APG	SPG	BPG	MPG	FG%	3FG%	FT%	2025-26 HIGHS				CAREER HIGHS			
2025-26	36	9	8.1	2.4	1.3	0.78	0.44	21.6	.468	.414	.759	PTS	20 NYL at GSV 6/25/25	23 IND vs. SEA 8/20/20					
Career	166	34	5.2	1.7	0.8	0.64	0.31	14.8	.436	.349	.703	FGM	6 2 times (NYL @ GSV, 6/25/25)	7 2 times (IND vs. SEA, 8/20/20)					
												FGA	14 NYL at GSV 6/25/25	14 NYL at GSV 6/25/25					
												3FGM	4 4 times (NYL vs. LAS, 7/3/25)	4 5 times (NYL vs. LAS, 7/3/25)					
												3FGA	9 NYL at GSV 6/25/25	9 NYL at GSV 6/25/25					
												FTM	5 NYL vs. WAS 8/28/25	7 IND vs. LAS 8/29/19					
2025-26	14	1	--	--	--	--	1	3	--	--	--	FTA	6 NYL vs. WAS 8/28/25	9 IND vs. SEA 8/20/20					
												OREB	4 NYL at GSV 6/25/25	4 3 times (NYL @ GSV, 6/25/25)					
												DREB	6 NYL vs. GSV 5/29/25	6 NYL vs. GSV 5/29/25					
												TREB	7 NYL vs. GSV 5/29/25	7 NYL vs. GSV 5/29/25					
												ASTS	4 NYL vs. ATL 7/13/25	4 5 times (NYL vs. ATL, 7/13/25)					
												STLS	6 NYL vs. LVA 7/8/25	6 NYL vs. LVA 7/8/25					
												BLKS	3 NYL vs. LAS 7/3/25	4 IND at LAS 8/22/19					
												MINS	32 NYL vs. LVA 7/8/25	34 IND at LAS 8/22/19					
RECENT GAMES																			
OPPONENT	W/L	MIN	FG-A	3P-A	FT-A	OR	DR	TR	A	PF	ST	TO	BS	PTS					
9/11 at CHI	W	13:41	2-4	0-2	0-0	0	2	2	0	1	0	1	0	4					
9/9 vs. WAS	W	20:39	2-3	1-1	0-0	1	5	6	1	1	0	3	0	5					
9/5 at SEA	W	24:20	5-9	1-4	2-2	0	2	2	2	2	1	0	0	13					
9/2 at GSV	L	15:38	0-3	0-2	0-0	1	4	5	1	1	0	0	0	0					
8/30 at PHO	L	13:42	0-2	0-1	1-2	0	0	0	1	0	0	1	1	1					



#9 Natasha Cloud

Guard • 5-10 • 160lbs • 33 • St. Joseph's (PA)/USA

10 Years Pro

WNBA Assists Leader (2022). WNBA All-Defensive First Team (2022). WNBA Champion with Washington Mystics (2019). WNBA All-Defensive Second Team (2019, 2024). (she/her/hers)

	GP	GS	PPG	RPG	APG	SPG	BPG	MPG	FG%	3FG%	FT%	2025-26 HIGHS				CAREER HIGHS			
2025-26	41	41	10.1	3.7	5.1	1.20	0.34	29.0	.433	.338	.870	PTS	23 NYL vs. LAS 7/3/25	31 PHO at LAS 7/7/24					
Career	327	283	8.8	3.3	5.3	1.04	0.25	28.2	.391	.313	.812	FGM	8 3 times (NYL vs. LAS, 7/26/25)	10 2 times (PHO @ LAS, 7/7/24)					
												FGA	17 NYL vs. LVA 5/17/25	21 WAS at MIN 7/26/23					
												3FGM	4 NYL at CHI 5/22/25	5 2 times (PHO @ IND, 8/16/24)					
												3FGA	7 4 times (NYL @ GSV, 9/2/25)	11 WAS vs. LVA 7/13/19					
												FTM	6 NYL vs. LAS 7/3/25	10 WAS at NYL 6/25/23					
2025-26	23	4	--	--	2	1	3		--		--	FTA	6 3 times (NYL vs. PHO, 7/25/25)	11 WAS at NYL 6/25/23					
												OREB	2 NYL at SEA 6/22/25	3 WAS at CHI 6/5/22					
												DREB	7 NYL at SEA 9/5/25	9 WAS vs. PHO 6/17/21					
												TREB	7 2 times (NYL @ SEA, 9/5/25)	9 3 times (PHO @ WAS, 7/16/24)					
												ASTS	10 2 times (NYL vs. PHO, 6/19/25)	15 WAS vs. ATL 9/8/23					
												STLS	5 NYL at IND 5/24/25	6 WAS vs. MIN 6/8/21					
												BLKS	3 NYL at SEA 9/5/25	3 2 times (NYL @ SEA, 9/5/25)					
												MINS	36 NYL at GSV 9/2/25	44 PHO at DAL 6/9/24					
RECENT GAMES																			
OPPONENT	W/L	MIN	FG-A	3P-A	FT-A	OR	DR	TR	A	PF	ST	TO	BS	PTS					
9/11 at CHI	W	18:53	1-5	0-2	0-0	0	1	1	1	0	1	2	0	2					
9/9 vs. WAS	W	29:46	4-9	1-3	2-2	0	1	1	5	3	0	3	0	11					
9/5 at SEA	W	30:43	4-6	2-4	0-0	0	7	7	6	2	0	2	3	10					
9/2 at GSV	L	36:10	6-13	3-7	4-4	1	4	5	4	3	2	3	0	19					
8/30 at PHO	L	31:27	5-10	3-6	0-0	1	3	4	4	1	0	2	0	13					



#13 Leonie Fiebich

Forward • 6-4 • 150lbs • 25 • /Germany

2 Years Pro

WNBA Champion with New York Liberty (2024). WNBA All-Rookie Team (2024). Two-time LF Endesa Most Valuable Player in Spain (2023, 2024). Olympian (2024). (she/her/hers)

	GP	GS	PPG	RPG	APG	SPG	BPG	MPG	FG%	3FG%	FT%	2025-26 HIGHS				CAREER HIGHS			
2025-26	37	37	8.7	3.5	1.7	0.92	0.38	28.1	.489	.425	.871	PTS	21 2 times (NYL @ SEA, 9/5/25)	21 2 times (NYL @ SEA, 9/5/25)					
Career	77	52	7.6	3.3	1.7	0.94	0.27	24.4	.483	.429	.828	FGM	8 NYL vs. ATL 7/13/25	8 NYL vs. ATL 7/13/25					
												FGA	12 NYL at DAL 8/8/25	13 NYL vs. DAL 8/22/24					
												3FGM	4 2 times (NYL @ SEA, 9/5/25)	4 6 times (NYL @ SEA, 9/5/25)					
												3FGA	6 2 times (NYL @ SEA, 9/5/25)	9 NYL vs. DAL 8/22/24					
												FTM	5 2 times (NYL @ SEA, 9/5/25)	5 2 times (NYL @ SEA, 9/5/25)					
												FTA	6 NYL vs. IND 7/22/25	6 NYL vs. IND 7/22/25					
												OREB	3 2 times (NYL @ MIN, 8/16/25)	5 NYL at ATL 6/6/24					
												DREB	8 2 times (NYL vs. LVA, 7/8/25)	8 2 times (NYL vs. LVA, 7/8/25)					
												TREB	9 2 times (NYL vs. LVA, 7/8/25)	9 4 times (NYL vs. LVA, 7/8/25)					
												ASTS	6 NYL at MIN 7/30/25	6 NYL at MIN 7/30/25					
												STLS	3 NYL vs. LVA 5/17/25	4 NYL at LAS 8/15/24					
												BLKS	3 3 times (NYL vs. LAS, 7/26/25)	3 3 times (NYL vs. LAS, 7/26/25)					
												MINS	34 NYL vs. IND 7/22/25	34 NYL vs. IND 7/22/25					
RECENT GAMES																			
OPPONENT	W/L	MIN	FG-A	3P-A	FT-A	OR	DR	TR	A	PF	ST	TO	BS	PTS					
9/11 at CHI	W	18:40	2-3	0-1	1-2	0	2	2	0	1	1	0	0	5					
9/9 vs. WAS	W	23:28	1-6	1-5	0-0	1	1	2	0	4	0	0	0	3					
9/5 at SEA	W	30:43	6-10	4-6	5-5	1	4	5	1	2	2	2	0	21					
9/2 at GSV	L	25:55	1-6	1-5	0-0	0	0	0	4	0	1	1	0	3					
8/30 at PHO	L	30:00	1-7	1-5	1-2	1	5	6	1	1	0	1	0	4					



#7 Rebekah Gardner

Guard • 6-1 • 130lbs • 35 • UCLA/USA

2 Years Pro

Named to 2022 All-WNBA Rookie Team. Recorded a career-high of 18 points and 10 rebounds, recording her first career double-double in the WNBA 7/14/2022 at Los Angeles. (she/her/hers)

	GP	GS	PPG	RPG	APG	SPG	BPG	MPG	FG%	3FG%	FT%			
2025-26	41	5	3.7	1.8	0.6	0.61	0.17	12.2	.500	.476	.815	PTS	2025-26 HIGHS	CAREER HIGHS
Career	79	7	5.9	2.5	1.0	1.01	0.34	16.7	.524	.427	.817	FGM	15 NYL at CHI 9/11/25	18 CHI at LAS 7/14/22
												FGA	5 2 times (NYL @ CHI, 9/11/25)	8 CHI at LAS 7/14/22
												3FGM	10 NYL at GSV 6/25/25	12 2 times (CHI @ NYL, 7/23/22)
												3FGA	3 NYL at CHI 9/11/25	3 2 times (NYL @ CHI, 9/11/25)
												FTM	5 NYL at GSV 6/25/25	5 NYL at GSV 6/25/25
												FTA	4 NYL at WAS 6/5/25	5 CHI vs. PHO 7/2/22
												OREB	4 NYL at WAS 6/5/25	6 2 times (CHI @ NYL, 7/23/22)
												DREB	3 NYL at GSV 6/25/25	4 2 times (CHI @ LAS, 7/14/22)
												TREB	5 NYL at ATL 8/23/25	6 3 times (CHI vs. WAS, 5/26/23)
												ASTS	6 NYL at ATL 8/23/25	10 CHI at LAS 7/14/22
												STLS	4 NYL vs. CON 6/1/25	5 CHI vs. ATL 6/17/22
												BLKS	3 NYL at CHI 9/11/25	4 2 times (CHI @ MIN, 5/19/23)
												MINS	1 7 times (NYL vs. CON, 8/25/25)	3 CHI at NYL 7/23/22
													34 NYL at GSV 6/25/25	34 NYL at GSV 6/25/25



#21 Isabelle Harrison

Forward • 6-3 • 183lbs • 31 • Tennessee/USA

7 Years Pro

Community Assist Award (2022). Became the third player in WNBA history to have 20+ points, 8+ rebounds and 4+ steals off the bench on 6/30/2021 vs Chicago Sky, tying her career-high in points (23). AP Comeback Player of the Year (2019). (she/her/hers)

	GP	GS	PPG	RPG	APG	SPG	BPG	MPG	FG%	3FG%	FT%			
2025-26	34	1	4.9	2.6	0.7	0.59	0.06	10.6	.485	.267	.767	PTS	2025-26 HIGHS	CAREER HIGHS
Career	237	103	7.7	4.4	1.0	0.76	0.40	18.6	.475	.213	.754	FGM	16 NYL vs. WAS 8/28/25	23 3 times (DAL @ NYL, 7/5/21)
												FGA	7 NYL at MIN 7/30/25	10 4 times (DAL @ WAS, 8/26/21)
												3FGM	13 NYL vs. WAS 8/28/25	18 CHI vs. DAL 9/8/24
												3FGA	2 NYL vs. WAS 8/28/25	2 NYL vs. WAS 8/28/25
												FTM	2 2 times (NYL vs. WAS, 8/28/25)	2 4 times (NYL vs. WAS, 8/28/25)
												FTA	4 2 times (NYL @ DAL, 8/8/25)	8 DAL vs. IND 8/20/21
												OREB	6 NYL at DAL 7/28/25	10 LVA vs. PHO 5/19/17
												DREB	3 3 times (NYL vs. MIN, 8/10/25)	7 DAL at CON 8/18/19
												TREB	5 3 times (NYL vs. DAL, 8/5/25)	11 CHI at NYL 7/11/24
												ASTS	6 3 times (NYL vs. ATL, 7/13/25)	13 3 times (DAL @ CON, 8/18/19)
												STLS	2 6 times (NYL @ CHI, 9/11/25)	6 LVA vs. CHI 6/30/17
												BLKS	3 2 times (NYL vs. IND, 7/16/25)	4 3 times (DAL vs. MIN, 5/21/22)
												MINS	1 2 times (NYL vs. DAL, 8/5/25)	5 2 times (DAL @ ATL, 5/24/19)
													21 NYL at ATL 6/29/25	38 DAL at WAS 8/28/21



#20 Sabrina Ionescu

Guard • 5-11 • 165lbs • 27 • Oregon/USA

5 Years Pro

WNBA Champion with New York Liberty (2024). All-WNBA Second Team (2022, 2023, 2024). WNBA All-Star (2022, 2023, 2024, 2025). Olympic Gold Medalist (2024). (she/her/hers)

	GP	GS	PPG	RPG	APG	SPG	BPG	MPG	FG%	3FG%	FT%			
2025-26	38	38	18.2	4.9	5.7	1.26	0.42	31.4	.401	.299	.933	PTS	2025-26 HIGHS	CAREER HIGHS
Career	181	177	16.7	5.5	5.9	1.01	0.36	31.4	.404	.350	.913	FGM	36 NYL at CON 8/3/25	37 NYL at ATL 6/9/23
												FGA	14 NYL at CON 8/3/25	14 NYL at CON 8/3/25
												3FGM	23 NYL vs. LVA 7/8/25	24 NYL vs. MIN 6/5/22
												3FGA	6 NYL vs. GSV 5/29/25	8 NYL at ATL 6/9/23
												FTM	15 NYL vs. GSV 5/29/25	15 NYL vs. GSV 5/29/25
												FTA	9 2 times (NYL vs. LVA, 7/8/25)	12 NYL at DAL 8/8/22
												OREB	10 NYL vs. LVA 7/8/25	12 NYL at DAL 8/8/22
												DREB	3 2 times (NYL @ CON, 8/3/25)	6 NYL vs. SEA 7/25/23
												TREB	8 2 times (NYL @ MIN, 8/16/25)	13 NYL vs. CHI 6/12/22
												ASTS	11 NYL at CON 8/3/25	13 3 times (NYL @ LVA, 7/6/22)
												STLS	11 2 times (NYL @ CHI, 9/11/25)	16 NYL vs. PHO 7/31/22
												BLKS	4 2 times (NYL vs. LAS, 7/26/25)	4 4 times (NYL vs. LAS, 7/26/25)
												MINS	2 3 times (NYL vs. IND, 7/22/25)	3 2 times (NYL vs. MIN, 7/28/23)
													38 NYL vs. ATL 6/17/25	42 NYL vs. ATL 6/30/22





#23 Marine Johannès

Guard • 5-10 • 134lbs • 30 • /France

3 Years Pro

Olympic Silver Medalist (2024). FIBA EuroCup Women Champion (2023). FIBA EuroCup Women Most Valuable Player (2023). WNBA-Best 3-Point Percentage (43.7%) Among Players with 100-Plus Attempts in 2022. (she/her/hers)

	GP	GS	PPG	RPG	APG	SPG	BPG	MPG	FG%	3FG%	FT%					
2025-26	44	5	6.4	1.9	1.6	0.57	0.27	18.3	.397	.344	.842	PTS	2025-26 HIGHS			
Career	122	20	7.4	1.7	2.1	0.57	0.16	19.9	.423	.377	.815	FGM	CAREER HIGHS			
												FGA				
POINTS												3FGM				
	10+	20+	30+		REB	AST	BLK	STL				3FGA				
	10+	20+	30+		10+	10+	3+	3+	DBL-DBL	TP	DBL	FTM				
2025-26	12	--	--	--	--	--	--	2	--	--	--	FTA				
RECENT GAMES												OREB				
OPPONENT	W/L	MIN	FG-A	3P-A	FT-A	OR	DR	TR	A	PF	ST	TO	BS	PTS	DREB	
9/11 at CHI	W	11:27	1-3	1-3	0-0	0	0	0	2	1	1	0	0	3	5 3 times (NYL @ SEA, 6/22/25)	
9/9 vs. WAS	W	2:13	0-0	0-0	0-0	0	0	0	0	0	0	0	0	0	TREB	
9/5 at SEA	W	07:29	0-3	0-1	0-0	0	3	3	1	0	0	2	0	0	ASTS	
9/2 at GSV	L	21:44	1-6	1-4	0-0	0	4	4	1	4	1	0	1	3	STLS	
8/30 at PHO	L	15:52	2-5	0-3	0-0	0	0	0	0	2	0	3	1	4	BLKS	
															MINS	



#35 Jonquel Jones

Center • 6-6 • 215lbs • 31 • George Washington/Bahamas

9 Years Pro

WNBA Champion & Finals Most Valuable Player with New York Liberty (2024). Commissioner's Cup Most Valuable Player (2023). All-WNBA Second Team (2017, 2019, 2022, 2024). All-WNBA Defensive Team (2019, 2021, 2022, 2024). (she/her/hers)

	GP	GS	PPG	RPG	APG	SPG	BPG	MPG	FG%	3FG%	FT%	2025-26 HIGHS					CAREER HIGHS										
2025-26	31	31	13.6	8.1	2.7	0.48	1.06	26.8	.490	.424	.769	PTS	26 NYL at IND 5/24/25					34 NYL at LVA 6/15/24									
Career	306	259	13.4	8.4	2.0	0.80	1.32	25.6	.514	.383	.792	FGM	9 2 times (NYL vs. CHI, 8/21/25)					12 3 times (NYL @ LVA, 6/15/24)									
												FGA	16 2 times (NYL vs. CHI, 8/21/25)					23 CON at CHI 6/29/22									
POINTS												REB					AST		BLK		STL						
	10+	20+	30+	10+	10+	3+	3+	DBL-DBL	TPL-DBL			3FGM	5 NYL vs. CHI 8/21/25					5 3 times (NYL vs. CHI, 8/21/25)									
												3FGA	11 NYL vs. CHI 8/21/25					11 NYL vs. CHI 8/21/25									
2025-26	25	6	--	12	--	3	--	12	--			FTM	9 NYL vs. PHO 7/25/25					11 CON vs. DAL 8/12/17									
												FTA	9 NYL vs. PHO 7/25/25					14 CON vs. DAL 8/12/17									
RECENT GAMES																	OREB	4 4 times (NYL vs. PHO, 7/25/25)					10 CON vs. LAS 6/27/17				
OPPONENT	W/L	MIN	FG-A	3P-A	FT-A	OR	DR	TR	A	PF	ST	TO	BS	PTS	DREB	15 NYL at WAS 5/30/25					16 2 times (CON @ NYL, 7/11/21)						
9/11 at CHI	W	18:55	2-6	1-3	2-2	0	3	3	4	2	0	0	1	7	TREB	18 NYL at WAS 5/30/25					22 2 times (CON @ LAS, 5/31/19)						
9/9 vs. WAS	W	28:45	4-11	0-3	4-5	1	10	11	3	3	1	2	0	12	ASTS	6 2 times (NYL vs. CON, 8/25/25)					8 NYL vs. LAS 6/20/24						
9/5 at SEA	W	17:38	1-4	0-1	0-0	1	1	2	3	5	0	1	1	2	STLS	2 3 times (NYL vs. CHI, 8/21/25)					5 2 times (CON @ CHI, 6/29/22)						
9/2 at GSV	L	25:08	2-4	0-2	1-2	1	3	4	1	2	1	3	1	5	BLKS	4 NYL at CHI 5/22/25					6 CON vs. LVA 8/23/19						
8/30 at PHO	L	29:18	3-8	0-2	0-0	1	5	6	4	4	1	5	0	6	MIN3	36 NYL at IND 5/24/25					41 CON at SEA 5/25/21						



#33 Emma Meesseman

Forward • 6-4 • 191lbs • 32 • /Belgium

8 Years Pro

FIBA EuroBasket Champion & Most Valuable Player with Belgium (2025, 2023), WNBA All-Star (2015, 2022), Olympian (2021, 2024), WNBA Champion & Finals Most Valuable Player with the Washington Mystics (2019). (she/her/hers)

	GP	GS	PPG	RPG	APG	SPG	BPG	MPG	FG%	3FG%	FT%	2025-26 HIGHS					CAREER HIGHS					
2025-26	17	12	13.4	5.1	3.2	1.24	0.76	25.9	.572	.667	.865	PTS	24 2 times (NYL @ LVA, 8/13/25)					30 WAS at ATL 7/30/17				
Career	255	198	11.6	5.3	2.7	1.08	0.93	26.1	.525	.394	.855	FGM	9 NYL at LAS 8/12/25					14 WAS at ATL 7/30/17				
												FGA	15 2 times (NYL @ LVA, 8/13/25)					23 WAS vs. LVA 8/5/20				
												3FGM	2 3 times (NYL @ PHO, 8/30/25)					4 2 times (WAS @ DAL, 8/31/19)				
												3FGA	3 2 times (NYL @ MIN, 8/16/25)					7 WAS vs. LVA 8/5/20				
												FTM	6 2 times (NYL @ LVA, 8/13/25)					6 7 times (NYL @ LVA, 8/13/25)				
												FTA	7 NYL at LAS 8/12/25					9 WAS vs. CON 9/18/16				
												OREB	3 4 times (NYL @ CHI, 9/11/25)					7 WAS vs. NYL 8/16/14				
												DREB	7 2 times (NYL @ LVA, 8/13/25)					9 3 times (WAS vs. LVA, 8/5/20)				
												TREB	10 NYL at LVA 8/13/25					13 5 times (WAS vs. LVA, 8/5/20)				
												ASTS	7 NYL at DAL 8/8/25					10 WAS vs. ATL 8/19/20				
												STLS	4 NYL vs. CHI 8/21/25					7 CHI at MIN 5/14/22				
												BLKS	2 NYL vs. DAL 8/5/25					6 WAS vs. DAL 6/19/15				
												MINS	32 NYL vs. CHI 8/21/25					46 WAS at CON 6/14/16				
RECENT GAMES																						
OPPONENT	W/L	MIN	FG-A	3P-A	FT-A	OR	DR	TR	A	PF	ST	TO	BS	PTS								
9/11 at CHI	W	16:27	4-6	1-1	5-5	3	3	6	3	0	1	2	1	14								
9/9 vs. WAS	W	19:47	7-11	1-2	4-4	1	2	3	0	2	1	1	0	19								
9/5 at SEA	W	23:40	4-6	1-2	0-0	0	4	4	3	0	0	1	1	9								
9/2 at GSV	L	23:06	4-8	1-1	0-0	1	4	5	1	2	1	3	1	9								
8/30 at PHO	L	30:21	7-9	2-2	1-2	0	4	4	2	1	3	1	0	17								





#8 Nyara Sabally

Center • 6-5 • 204lbs • 25 • Oregon/Germany

2 Years Pro

WNBA Champion with New York Liberty (2024). USA Basketball 3x3 Women's National Team development camp invitee (2024). Three-time Pac-12 All-Defensive selection with Colorado. (she/her/hers)

	GP	GS	PPG	RPG	APG	SPG	BPG	MPG	FG%	3FG%	FT%
2025-26	17	10	5.4	4.5	0.8	0.53	1.00	17.9	.487	.143	.680
Career	76	10	3.9	3.3	0.5	0.47	0.57	12.1	.505	.167	.711

	POINTS			REB		AST	BLK	STL		
	10+	20+	30+	10+	10+	3+	3+	DBL-DBL	TPL-DBL	
2025-26	2	--	--	--	--	2	1	--	--	

RECENT GAMES

OPPONENT	W/L	MIN	FG-A	3P-A	FT-A	OR	DR	TR	A	PF	ST	TO	BS	PTS
9/11 at CHI	W	11:02	2-4	0-0	0-0	1	2	3	0	1	0	0	1	4
9/9 vs. WAS	W	2:13	0-1	0-0	0-0	0	0	0	0	0	0	0	0	0
9/5 at SEA	W													
9/2 at GSV	L													
8/30 at PHO	L													

DND - Injury

	2025-26 HIGHS	CAREER HIGHS
PTS	16 NYL at PHO 6/27/25	16 NYL at PHO 6/27/25
FGM	6 NYL at PHO 6/27/25	6 NYL at PHO 6/27/25
FGA	12 NYL at IND 6/14/25	12 NYL at IND 6/14/25
3FGM	1 NYL vs. ATL 7/13/25	1 3 times (NYL vs. ATL, 7/13/25)
3FGA	3 NYL at IND 6/14/25	3 NYL at IND 6/14/25
FTM	4 NYL at PHO 6/27/25	6 NYL at WAS 9/17/24
FTA	7 NYL at PHO 6/27/25	7 2 times (NYL @ PHO, 6/27/25)
OREB	4 2 times (NYL @ IND, 6/14/25)	4 3 times (NYL @ IND, 6/14/25)
DREB	7 2 times (NYL vs. ATL, 7/13/25)	8 2 times (NYL @ LAS, 8/28/24)
TREB	9 3 times (NYL vs. ATL, 7/13/25)	10 NYL at LAS 8/28/24
ASTS	3 NYL vs. IND 7/16/25	3 2 times (NYL vs. IND, 7/16/25)
STLS	4 NYL at IND 6/14/25	4 NYL at IND 6/14/25
BLKS	4 NYL vs. ATL 7/13/25	4 NYL vs. ATL 7/13/25
MINS	31 NYL at SEA 6/22/25	31 NYL at SEA 6/22/25



#30 Breanna Stewart

Forward • 6-4 • 170lbs • 31 • Connecticut/USA

9 Years Pro

All-WNBA First Team (2018, 2020, 2021, 2022, 2023, 2024). WNBA All-Star (2017, 2018, 2021, 2022, 2023, 2024, 2025). Olympic Gold Medalist (2016, 2020, 2024). WNBA Most Valuable Player (2018, 2023). WNBA Finals Most Valuable Player (2018, 2020). (she/her/hers)

	GP	GS	PPG	RPG	APG	SPG	BPG	MPG	FG%	3FG%	FT%
2025-26	31	31	18.3	6.5	3.5	1.35	1.35	30.6	.461	.241	.837
Career	292	292	20.5	8.5	3.2	1.40	1.46	32.5	.469	.349	.836

	POINTS			REB		AST	BLK	STL		
	10+	20+	30+	10+	10+	3+	3+	DBL-DBL	TPL-DBL	
2025-26	28	12	1	5	--	4	6	5	--	

RECENT GAMES

OPPONENT	W/L	MIN	FG-A	3P-A	FT-A	OR	DR	TR	A	PF	ST	TO	BS	PTS
9/11 at CHI	W	24:17	9-14	1-1	5-5	1	5	6	3	1	1	0	1	24
9/9 vs. WAS	W	27:02	5-12	1-2	3-3	1	7	8	3	0	2	0	1	14
9/5 at SEA	W	35:54	5-11	1-1	13-14	1	6	7	4	2	0	2	5	24
9/2 at GSV	L	34:14	4-15	1-5	10-13	2	3	5	1	3	2	3	1	19
8/30 at PHO	L	27:08	4-9	2-5	4-5	2	4	6	3	2	2	1	0	14

	2025-26 HIGHS	CAREER HIGHS
PTS	35 NYL vs. PHO 6/19/25	45 NYL vs. IND 5/21/23
FGM	11 NYL vs. PHO 6/19/25	15 3 times (NYL @ IND, 8/13/23)
FGA	19 2 times (NYL vs. ATL, 7/13/25)	28 SEA at DAL 5/22/21
3FGM	3 NYL vs. PHO 6/19/25	6 2 times (NYL @ MIN, 8/26/23)
3FGA	6 NYL at ATL 6/29/25	10 NYL at IND 8/13/23
FTM	15 NYL vs. GSV 5/29/25	15 2 times (NYL vs. GSV, 5/29/25)
FTA	19 NYL vs. GSV 5/29/25	19 NYL vs. GSV 5/29/25
OREB	4 NYL vs. LAS 7/3/25	6 2 times (NYL vs. MIN, 9/15/24)
DREB	11 NYL vs. IND 7/16/25	17 SEA at LVA 8/22/20
TREB	14 NYL vs. LAS 7/3/25	18 2 times (NYL vs. MIN, 9/15/24)
ASTS	7 3 times (NYL vs. IND, 7/16/25)	9 2 times (SEA @ LAS, 9/4/20)
STLS	3 6 times (NYL vs. IND, 7/22/25)	6 2 times (NYL vs. CON, 5/27/23)
BLKS	5 NYL at SEA 9/5/25	6 2 times (NYL vs. LAS, 6/22/24)
MINS	38 NYL at IND 6/14/25	41 SEA vs. CHI 5/25/18



#6 Stephanie Talbot

Forward • 6-2 • 192lbs • 31 • /Australia

6 Years Pro

Olympian (2016, 2021), WNBA's Top Eight 3-Point Percentage (41.5%) in 2021 Among Players with at Least 50 Attempts, WNBL Betty Watson Rookie of the Year (2013)

	GP	GS	PPG	RPG	APG	SPG	BPG	MPG	FG%	3FG%	FT%
2025-26	38	10	2.9	2.7	1.7	0.50	0.16	14.2	.375	.286	.643
Career	237	71	4.3	2.6	1.6	0.60	0.31	16.2	.423	.351	.717


	POINTS			REB		AST	BLK	STL		
	10+	20+	30+	10+	10+	3+	3+	DBL-DBL	TPL-DBL	
2025-26	5	--	--	1	--	1	1	--	--	

RECENT GAMES

OPPONENT	W/L	MIN	FG-A	3P-A	FT-A	OR	DR	TR	A	PF	ST	TO	BS	PTS
9/11 at CHI	W	10:00	1-3	0-1	0-0	0	0	0	0	1	0	2	0	2
9/9 vs. WAS	W	2:30	0-0	0-0	0-0	0	0	0	0	1	0	0	0	0
9/5 at SEA	W	2:21	0-0	0-0	0-0	0	0	0	0	0	0	0	0	0
9/2 at GSV	L													
8/30 at PHO	L	7:23	0-0	0-0	0-0	0	0	0	1	0	0	1	0	0

	2025-26 HIGHS	CAREER HIGHS
PTS	13 2 times (NYL vs. DAL, 8/5/25)	24 MIN vs. ATL 7/2/19
FGM	5 GSV vs. NYL 6/25/25	8 SEA vs. DAL 6/4/21
FGA	8 GSV at MIN 7/5/25	13 MIN vs. ATL 7/2/19
3FGM	3 2 times (NYL vs. DAL, 8/5/25)	5 MIN vs. ATL 7/2/19
3FGA	5 2 times (GSV @ MIN, 7/5/25)	9 2 times (MIN vs. ATL, 7/2/19)
FTM	3 2 times (NYL vs. WAS, 8/28/25)	6 PHO vs. MIN 7/21/18
FTA	5 NYL vs. WAS 8/28/25	8 LAS vs. WAS 7/2/24
OREB	4 2 times (GSV vs. CHI, 6/27/25)	6 SEA vs. PHO 5/14/22
DREB	6 4 times (NYL vs. WAS, 8/28/25)	8 2 times (LAS @ NYL, 6/20/24)
TREB	10 GSV vs. CON 6/22/25	14 SEA vs. PHO 5/14/22
ASTS	6 NYL vs. WAS 8/28/25	9 LAS vs. LVA 7/5/24
STLS	3 GSV vs. IND 6/19/25	4 MIN vs. WAS 7/24/19
BLKS	3 NYL at DAL 7/28/25	3 5 times (NYL @ DAL, 7/28/25)
MINS	28 GSV vs. NYL 6/25/25	39 LAS vs. LVA 7/5/24






22
KENNEDY BURKE
GUARD




9
NATASHA CLOUD
GUARD



13
LEONIE FIEBICH
FORWARD




7
REBEKAH GARDNER
GUARD



21
ISABELLE HARRISON
FORWARD




20
SABRINA IONESCU
GUARD



23
MARINE JOHANNÈS
GUARD




35
JONQUEL JONES
CENTER



33
EMMA MEESSEMAN
FORWARD



8
NYARA SABALLY
CENTER



30
BREANNA STEWART
FORWARD



6
STEPHANIE TALBOT
FORWARD



PLAYER MILESTONES AND ATTENDANCE SUMMARY



PLAYER	PTS	N	DA	REB	N	DA	AST	N	DA	STL	N	DA	BLK	N	DA	GAMES	N	DA	FGM	N	DA	3FGM	N	DA	FTM	N	DA	OREB	N	DA	DREB	N	DA
Ionescu, S.	3,000	--	8/21/25	1,000	7	--	1,100	33	--	200	18	--	--	--	--	200	19	--	1,100	93	--	500	40	--	600	44	--	100	--	6/23/24	900	52	--
Burke, K.	500	--	7/6/24	250	--	7/25/25	100	--	5/29/25	100	--	7/8/25	--	--	--	200	34	--	300	--	8/23/25	100	--	8/16/25	100	--	6/14/25	100	13	--	200	6	--
Stewart, B.	6,000	15	--	2,500	26	--	1,000	73	--	500	90	--	500	75	--	300	8	--	2,100	49	--	500	46	--	1,500	71	--	400	17	--	2,100	9	--
Cloud, N.	3,000	137	--	1,250	170	--	1,800	67	--	400	60	--	100	19	--	400	73	--	1,000	11	--	400	69	--	600	46	--	100	--	8/30/25	1,000	21	--
Fiebig, L.	500	--	8/12/25	250	--	9/9/25	100	--	8/5/25	--	--	--	--	--	--	--	--	--	200	--	9/5/25	100	--	8/30/25	--	--	--	--	--	--	200	10	--
Gardner, R.	500	32	--	--	--	--	--	--	--	--	--	--	--	--	--	--	--	--	200	23	--	--	--	--	--	--	--	--	--	100	--	6/27/25	
Harrison, I.	2,000	168	--	1,250	201	--	200	--	7/11/24	200	20	--	100	5	--	200	--	9/13/24	800	56	--	--	--	--	400	66	--	400	61	--	800	90	--
Meesseman, E.	3,000	34	--	1,500	150	--	700	19	--	300	24	--	200	--	6/3/22	300	45	--	1,300	49	--	100	--	8/16/25	400	45	--	500	69	--	1,000	81	--
Johannes, M.	1,000	93	--	250	42	--	300	44	--	--	--	--	--	--	--	100	--	7/22/25	300	--	8/16/25	200	--	9/2/25	--	--	--	--	--	--	200	27	--
Talbot, S.	1,000	--	8/12/25	750	125	--	400	28	--	100	--	7/5/22	--	--	--	200	--	5/21/25	400	32	--	100	--	6/5/22	100	--	6/18/24	100	--	6/23/22	500	29	--
Jones, J.	4,500	414	--	2,750	180	--	600	1	--	300	54	--	500	96	--	300	--	8/23/25	1,500	12	--	400	44	--	800	46	--	800	65	--	1,900	65	--
Sabally, N.	--	--	--	250	--	9/11/25	--	--	--	--	--	--	--	--	--	--	--	--	100	--	6/27/25	--	--	--	--	--	--	--	--	200	28	--	

"N" = Needs, "DA" = Date Acquired

NEW YORK LIBERTY Attendance Summary (As of September 11, 2025)

top 10 home attendance				top 10 away attendance			
ATTENDANCE	DATE	OPPONENT	RESULT	ATTENDANCE	DATE	OPPONENT	RESULT
17,758	7/11/2024	Chicago Sky	W, 91-76	18,064	6/25/2025	Golden State Valkyries	W, 81-78
17,735	5/18/2024	Indiana Fever	W, 91-80	18,064	9/2/2025	Golden State Valkyries	L, 66-58
17,532	9/9/2025	Washington Mystics	W, 75-66	17,274	5/16/2024	Indiana Fever	W, 102-66
17,515	7/25/2025	Phoenix Mercury	W, 89-76	17,274	7/6/2024	Indiana Fever	L, 83-78
17,415	6/1/2025	Connecticut Sun	W, 100-52	17,274	6/14/2025	Indiana Fever	L, 102-88
17,401	6/2/2024	Indiana Fever	W, 104-68	17,274	5/24/2025	Indiana Fever	W, 90-88
17,371	7/16/2025	Indiana Fever	W, 98-77	15,800	8/30/2024	Seattle Storm	W, 98-85
17,365	7/22/2025	Indiana Fever	W, 98-84	13,252	8/30/2025	Phoenix Mercury	L, 80-63
17,344	5/17/2025	Las Vegas Aces	W, 92-78	13,106	8/19/2018	Phoenix Mercury	L, 96-85
17,343	8/10/2025	Minnesota Lynx	L, 83-71	12,500	6/22/2025	Seattle Storm	L, 89-79

OVERALL HOME ATTENDANCE (Regular Season only)

YEAR	GAMES	TOTAL	AVERAGE
2018	17	47,988	2,823
2019	17	38,067	2,239
2020	11	0	0
2021	16	28,113	1,757
2022	18	95,882	5,327
2023	20	155,535	7,777
2024	20	254,590	12,730
2025	22	359,107	16,323

OVERALL AWAY ATTENDANCE (Regular Season only)

YEAR	GAMES	TOTAL	AVERAGE
2018	17	127,214	7,483
2019	17	111,991	6,588
2020	11	0	0
2021	16	31,805	1,988
2022	18	106,202	5,900
2023	20	137,366	6,868
2024	20	180,403	9,020
2025	22	227,349	10,334

