



New York Liberty (22-14) @ Atlanta Dream (23-13)



Saturday, August 23rd, 2025 — Gateway Center Arena @ College Park — 2:00 pm EDT — Regular Season Game #37 — Away Game #18

National Television: CBS

Follow the Liberty PR Department on X: @nylibertyPR and @NYL_Stats

2024 WNBA CHAMPIONS | 2023 COMMISSIONER'S CUP CHAMPIONS

LAST GAME STARTERS

PLAYER / 2025-26 REGULAR SEASON AVERAGES

#13	Leonie Fiebich					F • 6-4 • /Germany • 2nd Season	
GP/GS	PPG	RPG	APG	SPG	BPG	MPG	
29/29	9.1	3.8	1.8	1.0	0.5	28.6	
#33	Emma Meesseman					F • 6-4 • /Belgium • 8th Season	
GP/GS	PPG	RPG	APG	SPG	BPG	MPG	
9/9	13.9	6.0	3.9	1.4	1.0	27.8	
#35	Jonquel Jones					C • 6-6 • George Washington/Bahamas • 9th Season	
GP/GS	PPG	RPG	APG	SPG	BPG	MPG	
24/24	15.1	8.6	2.6	0.5	1.2	27.0	
#20	Sabrina Ionescu					G • 5-11 • Oregon/USA • 5th Season	
GP/GS	PPG	RPG	APG	SPG	BPG	MPG	
35/35	19.0	4.8	5.3	1.3	0.4	31.6	
#9	Natasha Cloud					G • 5-10 • St. Joseph's (PA)/USA • 10th Season	
GP/GS	PPG	RPG	APG	SPG	BPG	MPG	
35/35	10.1	3.7	5.4	1.3	0.3	29.1	

PRONUNCIATION GUIDE

Leonie Fiebich (Lay-oh-knee Fee-bish); Sabrina Ionescu (YO-ness-coo); Marine Johannès (Jo-ha-ness); Emma Meesseman (MEESE-uh-man); Nyara Sabally (Knee-ARE-uh SAH-buh-lee); Breanna Stewart (bree-ANN-uh [NOT bree-ON-uh]); Stephanie Talbot (Tahl-bit)

2025-26 REGULAR SEASON LIBERTY RECORDS

	RECORD	HOME	ROAD	OT	STREAKS	
OVERALL	22-14	14-5	8-9	--	OVERALL	Lost 1
WESTERN	11-10	8-4	3-6	--	HOME	Lost 1
EASTERN	11-4	6-1	5-3	--	ROAD	Lost 2

MATCHUP QUICK HITS

The New York Liberty visit the Atlanta Dream for the final time in the 2025 regular season for a Saturday afternoon matchup. With a victory, New York will secure a 3-1 record in the regular season series.

These organizations last met on July 13 in Brooklyn, with the Liberty taking a 79-72 win over the Dream. Leonie Fiebich had a game for the record books, setting her all-time high in scoring, field goals, and threes with 21 points, shooting 8-for-9 from the floor, 4-for-5 from three, and 1-for-1 from the line. She is the only sophomore player in franchise history to shoot 80.0% or better on both nine field goal attempts and five shots from deep.

Most recently, New York hosted the Chicago Sky on Aug. 21, a game that saw Sabrina Ionescu continue to ascend in Liberty record books and Jonquel Jones set career records.

Ionescu became just the third Liberty player to reach 3,000 career points and is the youngest ever to do so.

Jonquel Jones drained a career record five threes on her way to totaling 25 points, while also reaching the 400 milestone in career blocks. She is only the third center in New York Liberty history to make as many 3-pointers in a single game.

Marine Johannès hit three shots from deep for the seventh time this season, leading all reserve players in the WNBA. That was the 22nd such game of her career, the most of any player in franchise history to come off the bench.

Among qualified players, Jonquel Jones paces the WNBA at No. 1 in 3-point shooting, boasting a 46.1% (47-for-102) mark from beyond the arc. Following her at No. 2 is Leonie Fiebich with a 45.2% (42-for-93) success rate from three. Kennedy Burke rounds out the top four, shooting 43.5% (40-for-92) from deep.

2025 REGULAR SEASON SCHEDULE

DATE	OPPONENT	SCORE	RECORD
5/17	vs. Aces	92-78 W	1-0
5/22	@ Sky	99-74 W	2-0
5/24	@ Fever	90-88 W	3-0
5/27	vs. Valkyries	95-67 W	4-0
5/29	vs. Valkyries	82-77 W	5-0
5/30	@ Mystics	85-63 W	6-0
6/1	vs. Sun	100-52 W	7-0
6/5	@ Mystics	86-78 W	8-0
6/10	vs. Sky	85-66 W	9-0
6/14	@ Fever	88-102 L	9-1
6/17	vs. Dream	86-81 W	10-1
6/19	vs. Mercury	81-89 L	10-2
6/22	@ Storm	79-89 L	10-3
6/25	@ Valkyries	81-78 W	11-3
6/27	@ Mercury	91-106 L	11-4
6/29	@ Dream	81-90 L	11-5
7/3	vs. Sparks	89-79 W	12-5
7/6	vs. Storm	70-79 L	12-6
7/8	vs. Aces	87-78 W	13-6
7/13	vs. Dream	79-72 W	14-6
7/16	vs. Fever	98-77 W	15-6
7/22	vs. Fever	98-84 W	16-6
7/25	vs. Mercury	89-76 W	17-6
7/26	vs. Sparks	99-101 L	17-7
7/28	@ Wings	82-92 L	17-8
7/30	@ Lynx	93-100 L	17-9
8/1	@ Sun	62-78 L	17-10
8/3	@ Sun	87-78 W	18-10
8/5	vs. Wings	85-76 W	19-10
8/8	@ Wings	88-77 W	20-10
8/10	vs. Lynx	71-83 L	20-11
8/12	@ Sparks	105-97 W	21-11
8/13	@ Aces	77-83 L	21-12
8/16	@ Lynx	80-86 L	21-13
8/19	vs. Lynx	85-75 W	22-13
8/21	vs. Sky	85-91 L	22-14
8/23	@ Dream	2:00 pm	--
8/25	vs. Sun	7:00 pm	--
8/28	vs. Mystics	7:00 pm	--
8/30	@ Mercury	10:00 pm	--
9/2	@ Valkyries	10:00 pm	--
9/5	@ Storm	10:00 pm	--
9/9	vs. Mystics	7:00 pm	--
9/11	@ Sky	8:00 pm	--





NO.	PLAYER	POS.	HT.	BIRTHDATE	PRIOR TO WNBA/HOME COUNTRY	WNBA EXP.
22	Kennedy Burke	G	6-1	02/14/1997	UCLA/USA	5
9	Natasha Cloud	G	5-10	02/22/1992	St. Joseph's (PA)/USA	10
13	Leonie Fiebich	F	6-4	01/10/2000	/Germany	2
7	Rebekah Gardner	G	6-1	07/09/1990	UCLA/USA	2
21	Isabelle Harrison	F	6-3	09/27/1993	Tennessee/USA	7
20	Sabrina Ionescu	G	5-11	12/06/1997	Oregon/USA	5
23	Marine Johannès	G	5-10	01/21/1995	/France	3
35	Jonquel Jones	C	6-6	01/05/1994	George Washington/Bahamas	9
33	Emma Meesseman	F	6-4	05/13/1993	/Belgium	8
8	Nyara Sabally	C	6-5	02/26/2000	Oregon/Germany	2
30	Breanna Stewart	F	6-4	08/27/1994	Connecticut/USA	9
6	Stephanie Talbot	F	6-2	06/15/1994	/Australia	6

STAFF

Head Coach	Sandy Brondello (she/her)
Assistant Coach	Olaf Lange (he/him)
Assistant Coach	Sonia Raman (she/her)
Assistant Coach	Zach O'Brien (he/him)
Head Athletic Trainer	Theresa Acosta (she/her)

PRONUNCIATION GUIDE

Leonie Fiebich (Lay-oh-knee Fee-bish); **Sabrina Ionescu** (YO-ness-coo); **Marine Johannès** (Jo-ha-ness); **Emma Meesseman** (MEESE-uh-man); **Nyara Sabally** (Knee-ARE-uh SAH-buh-lee); **Breanna Stewart** (bree-ANN-uh [NOT bree-ON-uh]); **Stephanie Talbot** (Tahl-bit)
Coaches: **Sandy Brondello** (braun-DELL-oh), **Olaf Lange** (Lang)

HOW THE LIBERTY WERE BUILT

FREE AGENTS

2025 - Kennedy Burke (Re-signed with the New York Liberty on February, 1, 2025.)
 - Isabelle Harrison (Signed as free agent on Feb. 21, 2025.)
 - Marine Johannès (Re-signed with the New York Liberty on Mar. 21, 2025.)
 - Emma Meesseman (Signed with the New York Liberty on Aug. 1, 2025.)
 - Stephanie Talbot (Signed with the New York Liberty on July 21, 2025.)
2023 - Breanna Stewart (Re-signed with the New York Liberty on March 26, 2025.)

OBTAINED VIA TRADE

2024 - Natasha Cloud (Acquired via trade from CON on March 16, 2025)
 - Rebekah Gardner (Acquired via trade from CHI in 2024)
2023 - Leonie Fiebich (Acquired player rights from CHI via four-team trade)
 - Jonquel Jones (Re-signed with New York Liberty February 16, 2024)

OBTAINED VIA DRAFT

2022 - Nyara Sabally (Drafted No. 5 overall in 2022 WNBA Draft)
2020 - Sabrina Ionescu (Re-signed with New York Liberty on May 15, 2023)

NUMERICAL ROSTER

6 Stephanie Talbot	21 Isabelle Harrison
7 Rebekah Gardner	22 Kennedy Burke
8 Nyara Sabally	23 Marine Johannès
9 Natasha Cloud	30 Breanna Stewart
13 Leonie Fiebich	33 Emma Meesseman
20 Sabrina Ionescu	35 Jonquel Jones

STATUS REPORT

Sabrina Ionescu – QUESTIONABLE (L. Foot)
Isabelle Harrison – OUT / NWT (Concussion Protocol)
Nyara Sabally – OUT / NWT (R. Knee)
Breanna Stewart – OUT / NWT (R. Knee)

LIBERTY PREGAME AVAILABILITY: 90-60 Minutes on Game Clock (Begins at 12:28:30 PM ET)

90-75 Minutes

Kennedy Burke
 Natasha Cloud
 Rebekah Gardner
 Marine Johannès
 Stephanie Talbot

80-65 Minutes

Sabrina Ionescu

75-60 Minutes

Jonquel Jones
 Leonie Fiebich
 Emma Meesseman





WOMEN'S NATIONAL BASKETBALL ASSOCIATION

OFFICIAL SCORER'S REPORT
FINAL BOX

Thursday, August 21, 2025 Barclays Center, Brooklyn, NY

Officials: #15 Fatou Cissoko-Stephens, #32 Agon Abazi, #53 Jeffrey Smith

Game Duration: 2:03

Attendance: 15887

VISITOR: Chicago Sky (9-26)

	POS	MIN	FG	FGA	3P	3PA	FT	FTA	OR	DR	TOT	A	PF	ST	TO	BS	+/-	PTS
12 Michaela Onyenwere	F	21:22	6	9	1	3	0	0	0	0	0	0	1	1	0	0	6	13
5 Angel Reese	F	29:21	6	9	0	0	9	10	1	9	10	3	3	1	3	0	7	21
10 Kamilla Cardoso	C	34:12	8	9	0	0	6	6	6	9	15	5	4	2	3	1	7	22
7 Ariel Atkins	G	27:15	6	9	2	4	5	7	0	5	5	5	5	2	2	1	10	19
24 Rachel Banham	G	20:24	1	7	1	5	0	0	0	0	0	2	2	1	1	0	2	3
1 Elizabeth Williams		16:27	3	8	0	0	2	2	3	4	7	1	0	2	2	0	-2	8
9 Rebecca Allen		19:18	0	6	0	4	0	0	0	2	2	0	1	0	0	1	7	0
0 Sevgi Uzun		19:02	1	3	0	0	1	2	0	3	3	1	1	1	2	0	-4	3
11 Kia Nurse		12:39	0	2	0	2	2	2	0	0	0	0	0	0	0	0	-3	2
2 Hailey Van Lith	DNP - Coach's Decision																	
22 Courtney Vandersloot	DND - Injury/Illness - Knee																	
21 Maddy Westbeld	DNP - Coach's Decision																	
200:00			31	62	4	18	25	29	10	32	42	17	17	10	13	3	6	91
			50%		22.2%		86.2%		TM REB: 7		TOT TO: 14 (16 PTS)							

HOME: NEW YORK LIBERTY (22-14)

	POS	MIN	FG	FGA	3P	3PA	FT	FTA	OR	DR	TOT	A	PF	ST	TO	BS	+/-	PTS
13 Leonie Fiebich	F	29:52	3	5	2	3	0	0	2	0	2	2	1	1	2	0	-11	8
33 Emma Meesseman	F	31:46	2	4	0	1	1	3	3	4	7	6	5	4	6	1	3	5
35 Jonquel Jones	C	32:20	9	16	5	11	2	2	2	5	7	2	2	2	1	2	-13	25
20 Sabrina Ionescu	G	30:03	6	14	0	5	4	4	0	3	3	2	6	0	1	0	-10	16
9 Natasha Cloud	G	26:44	5	13	2	7	2	3	1	3	4	5	5	2	2	0	-5	14
6 Stephanie Talbot		10:08	0	2	0	2	0	0	1	0	1	2	1	0	0	0	5	0
23 Marine Johannès		17:21	3	9	3	6	0	0	0	1	1	1	1	0	1	1	-1	9
22 Kennedy Burke		17:31	1	7	0	1	3	3	1	1	2	1	1	0	0	0	-2	5
7 Rebekah Gardner		04:15	1	2	1	1	0	0	0	0	0	1	2	0	0	0	4	3
21 Isabelle Harrison	DND - Concussion Protocol																	
8 Nyara Sabally	DND - Injury/Illness - R. Knee																	
30 Breanna Stewart	DND - Injury/Illness - R. Knee																	
200:00			30	72	13	37	12	15	10	17	27	22	24	9	13	4	-6	85
			41.7%		35.1%		80%		TM REB: 4		TOT TO: 13 (13 PTS)							

SCORE BY PERIOD	1	2	3	4	FINAL
Sky	22	22	21	26	91
LIBERTY	23	23	22	17	85

Inactive: Sky -

Inactive: Liberty -

Points in the Paint: Sky 52 (26/40), LIBERTY 26 (13/27) Biggest Lead: Sky 6, LIBERTY 7

2nd Chance Points: Sky 20 (6/7), LIBERTY 13 (4/9) Lead Changes: 21

Fast Break Points: Sky 10 (3/6), LIBERTY 7 (3/6) Times Tied: 11





A Recap of New York's Historic 2024 Playoff Run

First Round Sweep

The New York Liberty's playoff path began with a best-of-three series against the Atlanta Dream. The Liberty swept Atlanta via back-to-back wins at Barclays Center.

Game 1 was dominated by the Liberty, who were up by as much as 22 points and never relinquished their lead. Sabrina Ionescu and rookie Leonie Fiebich led the team in scoring, each putting up 25 points. Fiebich also became the first ever rookie with 4+ 3PM in a playoff game without a miss. Breanna Stewart put up a 24-11 double-double and got up for three blocks as the team held the Dream to shooting 18.8% from three.

Sweeping the series with a Game 2 win, New York grinded out a 9.1 net rating, with every starter finishing with a positive plus/minus. With a Sabrina Ionescu 36-point night, which tied the franchise's single-game playoff scoring record, and a Jonquel Jones 20-point, 13 rebound double-double, the Liberty fended off Atlanta's attempt to even the series.

Feeling Lucky in Las Vegas

In the 2024 Semifinals against the Las Vegas Aces, New York continued their defense of home court in the post season. With three players scoring in double figures, the Liberty powered past the Aces in Game 1. After a Jonquel Jones made three less than two minutes into the game to the final buzzer, New York held the lead in a wire-to-wire victory.

A Game 2 win featured every starter earning a defensive rating equal to or above 100.0. Sabrina Ionescu led the way with 24 points and nine rebounds.

Playing a second game in Michelob Ultra Arena after a Game 3 loss, the Liberty were determined to end the series with a Game 4 win. On the back of a Breanna Stewart double-double, the Liberty closed out the series with a resounding 14-point win.

A Finals Series for the Ages

New York's second Finals appearance in two years began with hosting the first two games in Barclays Center. After a Game 1 loss in overtime, the Liberty stormed through Game



2 to victory, shooting 45.8% from three and building up a lead by as much as 17 points. In the first two matchups, Jonquel Jones amassed a combined 38 points and 19 rebounds.

Hitting the road for Minnesota, the Liberty battled for a Game 3 win with Breanna Stewart racking up a 30-point double-double. Stewart, Betnijah Laney-Hamilton, Jonquel Jones, Sabrina Ionescu and Nyara Sabally combined for nine blocks, matching the franchise record for most blocks in a playoff game. Sabrina Ionescu called game, sinking a game-winning 28-foot 3-pointer with one second left on the shot clock.

A close Game 4 loss despite 21 points from Jones set the stage for the Game 5 face-off in Brooklyn with the series tied at 2-2. Leading the team, Jones scored 17 points and Stewart put up 3 blocks. Nyara Sabally and Leonie Fiebich combined for 26 points, including a key 5 points in overtime that guaranteed the New York Liberty their first WNBA title in franchise history and the city's first basketball title in over 50 years. Jonquel Jones was awarded the 2024 Finals Most Valuable Player award after tallying 89 points, 38 rebounds, 11 assists and 4 blocks in the series.

All Eyes on the Liberty

A New York Liberty attendance record was set when over 18,000 fans gathered in the arena to watch the Liberty bring New York its first

professional basketball championship since 1973.

The Finals series averaged 1.6 million viewers, garnering the highest rating in 25 years. This mark was a 115% increase from the 2023 WNBA Finals. Games 3, 4 and 5 were the most watched WNBA Finals games that aired on cable. Viewership for Game 5 peaked at 3.3 million, with its television rating doubling the previous record for a Game 5 Finals matchup.

Canyon of Heroes History

Thousands upon thousands of fans showered the 2024 WNBA Champions with ticker tape and support as the New York Liberty's championship parade made its way down the renowned Canyon of Heroes. The Liberty joined New York sports history as they took the famous same path taken by winners of World Cups, Stanley Cups, Super Bowls and World Series titles.

A massive crowd of seafoam gathered for the first parade celebrating a NY professional sports team since the New York Giants' Super Bowl in 2012. The parade was followed by a ceremony at City Hall with the New York Liberty receiving the key to New York City.

On May 16, the Liberty had a permanent plaque installed and unveiled at 250 Broadway Street, commemorating their spot among this city's all-time legendary championship winning teams.

Reflecting the New York Liberty's commitment to excellence and honoring Brooklyn were at the forefront of the design process for renowned bespoke diamond jewelry creator, Jason of Beverly Hills and Brooklyn-based designers, Dynasty and Soull Ogun of L'Enchanteur. The championship celebrates one of the WNBA's original franchises winning their first-ever title, New York City's first professional basketball championship since 1973 and serves as a tribute to the spirit, core values and city that the franchise represents.



More than six carats of white diamonds reflect the six years of Joe and Clara Wu Tsai's ownership of the Liberty. Eleven black diamonds represent the team's 2024 playoff wins, while 32 points of black diamonds honor the Liberty's franchise-record tying 32 regular season wins as they became the first WNBA team to win 30+ games in back-to-back seasons.



The single diamond in the trophy represents the New York Liberty's first WNBA title.



An image of a budding leaf breaking through a crack in the concrete pays homage to 'The Concrete Jungle' that the Liberty calls home while symbolizing the beginning of the Liberty's championship chapter. The 28 points of Paraiba in the leaf symbolize the team's 28 seasons in the WNBA. Each player's name and jersey number complete the shank's design.



The top of the championship ring unscrews to reveal a recreation of the New York Liberty court with the team's record in each playoff series in their title run. Underneath the ring's top are a pair of earrings, providing players with everyday jewelry to remind them of their historic win.



Team Notes

- **TOP OF THE CHARTS:** The New York Liberty lead the WNBA in threes per game (9.9), and true shooting percentage (57.5%).

- New York has outscored its opponents by 4.72 points per game, the third-best mark in the WNBA with only Atlanta (5.94) and Minnesota (10.20) ahead of them.
 - The team's total margin of victory is the third-best mark in Liberty history through 36 games.

+/-	YEAR	W-L	FINISHED
+338	2024	30-6	Champions
+324	2023	29-8	Runner-Up
+170	2025	22-14	TBD

- *See the chart for a look at the best total point differential through 36 games in franchise history.*

- **RUNNING IT UP**

- New York has won 12 of its 36 contests by double figures, including five wins of at least 20 points.
 - The Liberty are tied with Atlanta and Las Vegas for the second-most 20+ point wins in 2025.
 - *See the chart for a look at the Liberty seasons with the most 20+ point wins.*
- In 14 games this season, at least five New York players scored in double figures. The Liberty hold the lead for the most such games in the WNBA this season.
 - *See the table for New York's recent history for number of games with 5+ players scoring 10+ points.*

#	TOT GP	SEASON
6	40	2023
6	40	2024
5	36	2025
3	34	2016
3	34	2017

#	TOT GP	SEASON
14	36	2025
6	40	2024
8	40	2023

- **FROM DISTANCE:** *See the chart for a look at the most 3-pointers made by New York through 36 games into a season.*

- New York has hit the most threes in the WNBA this season.
- The Liberty have made the third-most triples through 36 games in team history.

#	SEASON
397	2023
369	2024
358	2025
349	2022

- **JUMPING AHEAD EARLY:** Of New York's 36 outings, 21 of New York's first halves have ended with a tie or a Liberty lead this season. They have held double-digit leads at the break nine times and have led by 20 or more after the second quarter three times.
 - The Liberty had three halftime leads of at least 20 points three times *last regular season*.

- **LIBS ON DEFENSE:** The Liberty's opponents average a -4.7 plus/minus, with only Atlanta (-5.9) and Minnesota (-10.2) allowing less.
 - New York has held its opponents to the league's lowest success rate from three (31.3%, 8.2-for-26.3).

- **CHECK IN, BALL OUT:** New York has one of the most impactful collections of reserve players in the WNBA. The Liberty's bench performance leads the league in 3-point percentage (36.7%) and true shooting (57.3%).

- New York's reserves have combined for 30+ points and 10+ rebounds six times in 2025 and are tied with Minnesota and Dallas for the second-most such games this season. *See the chart for teams with 30-10 bench performances.*
- Shining on both ends of the court, the Liberty's bench has tallied the second-best net rating in the league (1.8) with only Minnesota's (4.6) rating ahead of them.

TEAM	RECORD
GSV	6-1
MIN	6-0
NYL	5-1
DAL	2-4



Player Notes

- **II DBL-DBLS:** On Aug. 19, **Jonquel Jones** tallied 22 points (7-for-10 FG, 3-for-5 3FG, 5-for-6 FT) and 10 rebounds, marking her 100th career double-double.
 - Since joining New York ahead of the 2023 season, Jones has tallied 32 double-doubles in the regular season, which is the seventh-most in the league over that span.
 - New York is a perfect 32-0 in regular season games where Jones notches a double-double.
 - She joins Vickie Johnson (4-0) and Kelsey Bone (2-0) as the only Liberty players who posted multiple double-doubles with the team and an undefeated record.
 - *See the chart for a look at where Jones ranks in career double-doubles in WNBA history.*
 - Jones is the only player in the WNBA to average over 15 points, eight rebounds and 40.0% from three with her 15.1 points per game, 8.6 rebounds per game, and 46.1% 3FG% marks.
- **BIG MEESSE:** Fresh off a FIBA EuroBasket Most Valuable Player run, **Emma Meesseman** has provided an instant impact for the New York Liberty in her return to the WNBA.
 - *See the table for a look the Liberty in the six games post-All-Star break and the games since the addition of Meesseman.*
 - Eight games into her 2025 WNBA campaign, she is the only player to record at least 10 points in each game and shoot at least 54.0% from the field to open her 2025 season.
 - In Meesseman's first WNBA back-to-back since 2022, she scored 24 points on 8/12 and 8/13, including her 22nd career double-double in the second game (24 points, 11 rebounds). This also marked her first consecutive 24-point games in her WNBA career.
- **SOPHMORE SZN:** On June 16, **Leonie Fiebich** made her 40th career start (including the postseason). Following that victory, her win total reached 34 wins, the most of any WNBA player in her first 40 starts.
 - When compared to her fellow second-year players who have appeared in at least 20 games, Fiebich shines, leading in offensive rating (105.4), net rating (7.8), and per game plus/minus (+4.6). *See the chart for how Fiebich's shooting ranks compared to her sophomore peers with 20+ games played.*
 - Fiebich is one of only two players with no more than three years of WNBA experience to have a top 10 ranking in offensive rating, defensive rating and net rating among Eastern Conference forwards with at least 20 appearances this season.
 - *See the table for details on how Fiebich stacks up to her fellow Eastern Conference forwards*

RANK	PLAYER	#
5 th	A'ja Wilson	117
6 th	Nneka Ogumike	115
t-7 th	Jonquel Jones	100
t-7 th	Alyssa Thomas	100

	GP	+/-	RPG	OFFRTG
7/22-8/1	6	-1.3	32.8	103.2
8/3-8/21	9	+1.9	32.8	107.3

STAT	%	RANK
FG %	.520	2 nd
EFG%	.640	1 st
TS%	.678	1 st

PLAYER	EXP	OR (RANK)	DR (RANK)	NR (RANK)
Leonie Fiebich	1	105.4 (6th)	97.6 (8th)	7.8 (4th)
Naz Hillmon	3	107.5 (2 nd)	95.4 (3 rd)	12.1 (1 st)



- **ON CLOUD NINE:** **Natasha Cloud** opened her Liberty career on 5/17 vs. the Las Vegas Aces and became the first WNBA player to record at least 22 points, six rebounds, and nine assists in her debut with a new franchise. Upon the conclusion of the first week of play, Cloud represented the Eastern Conference when she won her first-ever WNBA Player of the Week award.
 - Of players with at least 30 games under their belt this season, Cloud has the best assist/turnover ratio in the league (3.06) and has the fifth-highest rate of assists per game (5.4), in addition to averaging only 1.8 turnovers a game. She is the only player to rank in the top five of both categories.
 - Cloud has tallied at least 20 points and five assists four times thus far in 2025. She is on track to match her current record of five such games in a season. *See the chart for Cloud's history of 20-point, five assist games.*
 - Her back-to-back 20-point performances on 6/29 and 7/3 match her longest streak of consecutive 20-point games, previously set on 7/23 and 7/26/2023.

YEAR	#	GP
2023	5	37
2025	4	35
2021	2	27
2024	2	37
2022	1	34

- **KB FROM THREE:** Thus far in 2025, **Kennedy Burke** rounds out the top 4 of qualified 3-point shooters in the WNBA as she is connecting 40-of-92 (43.5%) from beyond the arc.
 - 2025 has seen Burke reach new peaks. Playing more minutes than ever (21.7 minutes per game), she has solidified herself as a go-to reserve player and a confident starter when called upon.
 - Burke's true shooting percentage (60.7%) is the highest of her career. She has hit more threes this season than she has in her past three years in the WNBA combined (2021: 6-for-18; 2022: 11-for-32; 2024: 15-for-58).
 - *See the table for Kennedy Burke's growth over the past three seasons.*

YEAR	OFFRTG	PPG	AST/TO	+/-
2025	104.3	8.4	1.26	+2.3
2024	97.3	3.4	1.22	+0.9
2022	89.4	5.4	0.88	-1.5
2021	93.5	2.9	0.64	-2.2





- **SA-THREE-NA:** On 6/5 against Washington, **Sabrina Ionescu** hit two 3-pointers to become the Liberty's all-time leading 3-point scorer, surpassing Crystal Robinson's 400 3-point field goals. Her career total currently stands at 458 made 3-point shots.
 - With 79 made threes on the season thus far, Sabrina Ionescu is tied for the sixth-most made shots from deep in the league.
 - The 5/29 contest against the Washington Mystics featured Ionescu hitting five 3-pointers in the first half, matching her career high.
 - For the first time in her career, Ionescu has scored at least 30 points in consecutive games (6/14: 34 pts, 6/17: 34 pts). She is only the second Liberty player to do this after Breanna Stewart (8/28-30/2024) and the first WNBA player to do so since Atlanta's Rhyne Howard's three game streak in 2024 (9/3-8/2024). She joins Diana Taurasi (2006), Liz Cambage (2018) and Kahleah Copper (2024) as the only WNBA players to reach 34 points in back-to-back games.
 - In the three-game stretch from 7/3 to 7/8, Ionescu recorded at least 20 points, five rebounds and five assists in each game. This is the longest such streak in Liberty history and marks the second-longest in WNBA history, one game shy of Caitlin Clark's four-game run from 7/17 - 8/24/2023.
 - Ionescu earned the WNBA's Eastern Conference Player of the Week award for Week 7 and Week 8. This is the first time she received this award in consecutive weeks, marking her 10th total honor.
 - On 7/18, Ionescu won her second WNBA 3-Point Contest. Only Allie Quigley's four titles rank above her.
 - With her July Kia WNBA Eastern Conference Player of the Month award, Ionescu secured her fifth monthly award, the second-most in franchise history.
 - *See the table for Ionescu's performance leading up to her award wins.*
 - On 8/3, Sabrina Ionescu totaled a season-high 36 points (14-for-22 FG, 7-for-7 FT), 11 rebounds and four assists. That being her second performance surpassing 30-10-4, she is the only guard in WNBA history to achieve this feat more than once.
 - On 8/12, she totaled 14 points (4-for-8 FG, 2-for-4 3FG, 4-for-4 FT) and six assists mark the 61st such performance of her career — the seventh-most by a guard in WNBA history.
 - In the 8/19 victory over Minnesota, Ionescu hit two triples from beyond 30-foot range. She is the first player in franchise history to connect on multiple shots from such a distance.
 - In that same game, Ionescu finished with 17 points and 11 assists. This followed her 13 points-10 rebounds performance against Minnesota on 8/16. She is just the second Liberty player to record points-rebounds and points-assists double-doubles in consecutive games.
 - Sabrina Ionescu is now the fastest player to reach 600 points, 150 rebounds, and 180 assists in WNBA history, doing so in 34 games. She bested her own record set in 2022 and 2023 with 36 games.

AWARD	PPG	RPG	APG
POTW – Week 7	19.8	6.3	6.3
POTW – Week 8	24.0	6.0	7.7
POTM - July	21.4	5.5	6.6





Career Milestones

- When **Sabrina Ionescu** reached 14 points on 8/21 against Chicago, she became just the third player in franchise history to total 3,000 points. On 6/5 against Washington, **Breanna Stewart** passed Tari Phillips to move into the No. 8 spot on New York's all-time scoring list after surpassing 131 points on the season.

- See the chart for a look at where Ionescu and Stewart currently rank in career points in Liberty history.

- Natasha Cloud** has surpassed Becky Hammon on the WNBA's all-time assists leaderboard. She sits in the No. 8 spot with 1,712 career dimes.

RANK	PLAYER	PTS	RANK	PLAYER	PTS
1st	Tina Charles	3,739	6th	Crystal Robinson	2,301
2nd	Vickie Johnson	3,248	7th	Shameka Christon	2,295
3rd	Sabrina Ionescu	3,002	8th	Breanna Stewart	2,136
4th	Cappie Pondexter	2,970	9th	Tari Phillips	1,826
5th	Becky Hammon	2,367	10th	Essence Carson	1,790

- With her first field goal attempt on July 6 vs. the Seattle Storm, **Natasha Cloud** hit her 300th career 3-pointer. She is only the 67th player in WNBA history to reach this milestone. In the June 16 matchup versus the Indiana Fever, Cloud recorded her 1,000th career rebound.
- With her 34-point performance in the 6/14 contest against Indiana, **Ionescu** reached the 2,500 milestone in 153 games. This makes her the third fastest Liberty player to achieve this feat, after Cappie Pondexter (130) and Tina Charles (133).
- This season, **Breanna Stewart** achieved the 5,500 point milestone in 266 games, which ties Diana Taurasi for the league's record for fastest to this mark. Stewart is the league's 11th leading defensive rebounder with 2,023 in her career. She surpassed Diana Taurasi's total of 1,970.
- Stewart** and **Jones** have climbed the ranks of the Liberty's all-time leaders in blocks. Stewart's 144 blocks as a Liberty player ranks, and Jones' 130 swatted shots is the seventh-most.
- On 6/19 against the Phoenix Mercury, **Breanna Stewart** racked up 35 points for the first time this season. It marked the 12th 35-plus-point game of her regular-season career, the third most in WNBA history. Las Vegas' A'ja Wilson holds second place with 13 and Diana Taurasi holds the all-time record with 14 such games.
 - Seven of Stewart's 35-point outings have come since she joined the Liberty in 2023. She is the only player in franchise history to record multiple 35-point games.
- Kennedy Burke** had a career night against the Aces on 7/8 with a personal record of six steals.
- On 7/30 vs. Minnesota, **Leonie Fiebich** dished out a career-high six steals.
- In the 8/3 matchup versus Connecticut, **Sabrina Ionescu** hit a career-record 14 field goals.
- The 8/12 contest against the Los Angeles gave **Sandy Brondello** her 101st regular season win as the Liberty's head coach. She is now the winningest coach in franchise history. With her 150 regular season wins in Phoenix, Brondello joins Bill Laimbeer (CON: 206, WAS: 173) as the only WNBA coaches to win 100+ games with at least two franchises.
- On 8/13, **Jonquel Jones** reached 2,500 rebounds in her WNBA career. She is one of only 16 WNBA players to reach this milestone and the fifth-fastest, doing so in 296 games.
- The 8/16 contest saw **Kennedy Burke** and **Emma Meesseman** both reach 100 career 3-pointers with their first made triples of the game.
- On 8/19, Jonquel Jones reached 4,000 points and 100 double-doubles in her WNBA career. Two days later in the 8/21 contest, she set her career high of five threes made in a single game.





Team Milestones

- The New York Liberty hold the third-best record through 36 games in franchise's 29-year history (22-14). The Liberty are just the ninth team in WNBA history to begin a season 9-0.
 - *See the chart for a look at the best starts to a season in WNBA history (left) and the longest single season winning streaks in team history (right).*

W-L	TEAMS	SEASON	STREAK	DATES
13-0	Minnesota	2016	10	8/8 - 9/3/17
11-0	Los Angeles	2016	10	7/27 - 8/19/10
10-0	Minnesota	2012	9	5/17 - 6/10/25
9-0	New York	2025	8	Three times
9-0	Five instances	--		

- With a 6-0 start in Barclays Center in 2025, the New York Liberty tied the franchise's best home record to start a season.
 - *See the chart for the best home starts to a season in team history.*
 - Including the 2024 postseason, the Liberty won eight straight games at Barclays Center from Oct. 13, 2024, to June 17, 2025.

W-L	SEASON
6-0	1998
6-0	1997
6-0	2025
4-0	2013
4-0	2007

- New York defeated Connecticut, 100-52, on 6/1 at Barclays Center. This 48-point win marked the largest margin of victory in Liberty history, surpassing a 43-point win (88-45) over Washington on August 13, 1998. It is also the second-largest win in league history, behind Minnesota's 111-52 victory over Indiana on August 18, 2017.
- New York drilled 19 3-pointers on 5/22 at Chicago, setting a new single-game WNBA record, before matching that total on 6/1 against Connecticut.
 - *See the chart for the highest 3-point field goal percentage in a single game (min. 30 3FGA) all-time (**bold = this season**).*

3FG %	3FG-3FGA	TEAM	DATE
.600	18-of-30	Seattle	8/12/20 vs. Atlanta
.594	19-of-32	New York	6/1/25 vs. Connecticut
.581	18-of-31	New York	7/6/22 at Las Vegas
.559	19-of-34	New York	5/22/25 at Chicago
.548	17-of-31	Washington	6/11/24 at Atlanta

- In the 7/13 79-72 win over the Atlanta Dream, New York completed the team's largest comeback of the season. After facing a 19-point deficit in the second quarter, the Liberty scored 48 points in the second half, matching the squad's second-highest 2025 scoring total in the last two quarters.
- New York has claimed four WNBA Eastern Conference Player of the Year honors in 2025, leading the conference for weekly award wins this season.

- *See the table for New York's success in POTW awards this season and all-time.*

TEAM	2025	TEAM	ALL-TIME
NYL	4	LAS	65
ATL	3	NYL	64
IND	3	CON	57
WAS/CHI	1 (each)	MIN	53

- The Liberty's 87-78 win over the Sun secured the franchise's 500th regular season victory. New York joins Connecticut, Minnesota and Los Angeles as the only franchises to achieve this milestone.
- In the 8/12 contest versus the Los Angeles Sparks, New York marked a franchise-record four-game streak of at least five players scoring 10+ points.





CHAMPIONSHIP DNA

Following their first-ever championship, the New York Liberty's 2025 roster will return players who accounted for 73.2% of the team's total minutes during the playoff run.

The two most frequently used lineups in that championship push posted plus-minus ratings of +3.9 and +9.0, respectively, and have returned all but one player for the start of the new season.

The Liberty also maintained a dominant home-court presence throughout the postseason, finishing with a 6-1 record at Barclays Center.

THE HOTTEST TICKET IN TOWN

The New York Liberty's rise to the top of the WNBA has been matched by a surge in fan support at Barclays Center. From 2023 to 2024, home game attendance increased by more than 63%, with the 2024 season averaging over 12,500 fans per game - one of the highest marks in the league.

That momentum carried into the postseason, where the Liberty earned the distinction of playing back-to-back WNBA Finals series at Barclays Center. In the 2023 Finals against the Las Vegas Aces, games in Brooklyn drew an average of 16,997 fans. The following year, as the Liberty battled the Minnesota Lynx en route to their first championship, that number climbed even higher - an average of 17,956 fans packed the arena for the 2024 Finals.

The crescendo came on October 20, 2024, when a franchise-record crowd of 18,090 filled Barclays Center to witness history. In a thrilling Game 5, the Liberty clinched their first-ever WNBA Championship, capping off a season defined by excellence on the court and unprecedented support in the stands.

THE WIZARD'S RETURN

While **Marine Johannès'** creative passing often defies measurement, her shooting ability is well-documented. Her career 3-point percentage of 38.8% ranks ninth among active WNBA players with at least 50 made threes.

Johannès was a strong contender for the 2023 Sixth Player of the Year award, making impactful contributions off the bench and as a starter. In games she started, she averaged 10.6 points, including a team-high 18-point performance against the Atlanta Dream.

In 2024, national team duties called Johannès back to France, where she helped lead her country to a silver medal in the Olympic Games. She scored 24 points in a key win over Germany, propelling France into the final matchup against Team USA.





CLOUDY DAYS ARE HERE

The recent WNBA offseason brought a flurry of roster moves, including the high-profile addition of **Natasha Cloud** to the New York Liberty.

In 26 of her 38 starts last season, Cloud recorded at least 10 assists—eight of those performances resulting in double-doubles.

Her 2024 campaign was filled with standout achievements, including a career-high 31-point game. She finished the season ranked in the top four in assists, top 10 in minutes played, and earned a spot on the WNBA All-Defensive Second Team.

IZZY SZN

The Liberty continued to bolster their roster in the offseason with the addition of forward **Isabelle Harrison**, who is coming off a career-best defensive season with the Chicago Sky.

Harrison posted a defensive rating of 104.8 while averaging 16.3 minutes per game. She also recorded her best assist-to-turnover ratio in six years (0.69). One of her standout performances came at Barclays Center, where she grabbed a career-high 11 defensive rebounds against the Liberty.

BEK IS BACK

Acquired by the New York Liberty in 2024, **Rebekah Gardner** is set to make her debut in seafoam this season.

Gardner made an immediate impact in her 2022 WNBA debut, earning All-Rookie Team honors and finishing with a top-eight field goal percentage of 54.2%. During her two seasons with the Chicago Sky, she posted offensive ratings of 101.4 in 2022 and 94.2 in 2023.

SABRINA/STEWART SCORING SPREE

During the Liberty's championship season, **Sabrina Ionescu** and **Breanna Stewart** continued their ascent in the franchise's all-time scoring ranks, with both now firmly established in the top ten.

Following her stellar 2024 campaign, Stewart now leads the Liberty all-time in career scoring average at 21.3 points per game. She scored 20 or more points in 16 of her 38 regular-season appearances. Ionescu, meanwhile, rounds out the top five in franchise history with a career scoring average of 16.6 points per game.

Sixteen proved to be a shared milestone, as Ionescu also recorded 16 games with 20+ points. Her 2024 season ranks among the top three single-season three-point shooting performances in WNBA history—surpassed only by Diana Taurasi in 2006 and her own record-setting total in 2023.





BLOCK PARTY IN BROOKLYN

2024 Finals MVP **Jonquel Jones** and **Breanna Stewart** formed a dominant defensive duo, both ranking in the top six in total blocks across the league—Jones with 50 and Stewart with 48. Each averaged 1.3 blocks per game, earning spots on the Liberty's all-time playoff blocks leaderboard with 7 and 19, respectively.

Jones led the team in total blocks and finished among the league's top four in the category, showcasing her elite rim protection throughout the season.

Stewart, meanwhile, set franchise records for blocks in both a regular-season game (6) and a playoff game (4), the latter coming in Game 3 of the 2024 WNBA Finals.

PHENOMENAL FIEBICH

Leonie Fiebich enters the 2025 WNBA season fresh off a championship run with Valencia Basket Club in Spain's LF Endesa.

Her rookie campaign with the New York Liberty was equally impressive. Fiebich earned a spot on the 2024 WNBA All-Rookie Team and played a key role in the Liberty's title-winning season. She finished second in voting for the 2024 Sixth Player of the Year Award—the highest placement by a rookie since 2009.

Among the 26 first-year players in 2024, only five appeared in all 40 regular-season games. Fiebich was one of them, and she led that group in scoring efficiency, topping the charts in field goal percentage (47.8%), effective field goal percentage (62.4%), and true shooting percentage (62.4%).

Her 3-point shooting was historic. Fiebich's 43.3% from beyond the arc and her +279 single-season plus/minus both rank second all-time among WNBA rookies. Her career 3-point percentage of 44.1% leads all active players with at least 50 made threes.

Fiebich's postseason performance further cemented her place in the record books. She scored 128 points during her first playoff run—the second-most ever by a WNBA rookie. Over 11 games, she knocked down 25 three-pointers, becoming the third-fastest player in league history to reach that mark in the postseason. In Game 1 of the WNBA Finals, she hit five threes, becoming the first rookie to do so in a Finals game.



2025-26 REGULAR SEASON	PPG	OPP. PPG	FG%	3FG%	FT%	RPG	APG	SPG	TO	BPG
Liberty	86.4	81.7	.454	.357	.837	33.9	22.0	8.00	13.9	4.56
Dream	83.4	77.4	.439	.333	.778	36.2	20.9	6.86	13.1	4.36



2025-26 REGULAR SEASON INDIVIDUAL BESTS				2025-26 REGULAR SEASON DREAM BESTS				2025-26 REGULAR SEASON TEAM			
Points	34	Sabrina Ionescu vs. ATL 6/17/25		Points	21	Brionna Jones @ ATL 6/29/25		Biggest Win	7	vs. ATL 7/13/25	
Rebounds	10	Breanna Stewart vs. ATL 7/13/25, Jonquel Jones vs. ATL 6/17/25		Rebounds	10	Brittney Griner vs. ATL 7/13/25		Biggest Loss	9	@ ATL 6/29/25	
Assists	6	Natasha Cloud @ ATL 6/29/25		Assists	9	Rhyne Howard vs. ATL 6/17/25					

ALL-TIME SERIES FACTS				NEW YORK VS ATLANTA			
Longest Win Streak				9 wins, 06/01/22-06/02/24			
Biggest Win				36 points: 104-68, 06/02/24			
Biggest Loss				33 points: 44-77, 08/08/06			
Most Points Scored				104 points: 104-68, 06/02/24			
Most Points Allowed				98 points: 77-98 @ IND, 09/01/16			
Top Scorer (NYL)				Breanna Stewart: 45 pts, 90-73, 05/21/23			
Top Scorer (ATL)				Erica Wheeler: 33 pts @ NYL, 81-76, 08/08/17			

2025-26 REGULAR SEASON VS. DREAM			2024-25 REGULAR SEASON VS. DREAM			SERIES HISTORY VS. DREAM				
DATE	SITE	TIME/RESULT	DATE	SITE	RESULT		ALL-TIME	STREAKS	LAST WIN	LAST LOSS
6/17/25	New York	W, 86-81	6/6/24	Atlanta	W, 78-61	Overall	40-23	Won 1	7/13/25	6/29/25
6/29/25	Atlanta	L, 81-90	6/23/24	Atlanta	W, 96-75	Home	19-11	Won 2	7/13/25	9/19/24
7/13/25	New York	W, 79-72	6/30/24	New York	W, 81-75	Road	21-10	Lost 1	6/23/24	6/29/25
8/23/25	Atlanta	2:00 pm	9/19/24	New York	L, 67-78					

CONNECTIONS

Sandy Brondello coached Atlanta center **Brittney Griner** for most of **Griner's** time with the Phoenix Mercury, 2014-2021, and they won a WNBA championship together in 2014. During that run, **Griner** shared the court with 2015 Phoenix 12th overall draft pick **Isabelle Harrison** (2016), and **Brondello** coached Dream forward **Nia Coffey** and guard **Shatori Walker-Kimbrough** in 2020. **Harrison** played with **Coffey** for the then-San Antonio Stars in 2017. **Walker-Kimbrough** played with **Jonquel Jones** for the Connecticut Sun in 2021. New York's **Jones** teamed up with Atlanta forward **Brionna Jones** in Connecticut from 2017 to 2022. Dream guard **Jordin Canada** has spent four seasons alongside **Kennedy Burke**, as the pair played together at UCLA from 2015 to 2018 and for the Seattle Storm in 2021. **Canada's** year in Seattle also saw her play with **Breanna Stewart** and **Epiphanny Prince**. The Liberty's **Harrison** teamed up with Atlanta guard **Allisha Gray** for the Dallas Wings from 2019 to 2022. **Natasha Cloud** was in Washington, D.C. for **Walker-Kimbrough's** two stints with the Washington Mystics, 2017-19 and 2021-24. **Andrew Wade** coached Atlanta's **Gray** in Unrivaled for the Laces Basketball club this past winter. **Natasha Cloud** and **Sabrina Ionescu** played with the Dream's **Griner** for Phantom Basketball Club in the debut Unrivaled season.

MOST RECENT MATCHUP

LIBERTY 79, DREAM 72 – JULY 13, 2025 – BARCLAYS CENTER – BROOKLYN, NY – GAME #20 (14-6, 9-2 HOME)																			
TEAM	1	2	3	4	OT	FINAL	FG	FGA	FG%	3FG%	FT%	OR	DR	TR	A	PF	ST	TO	BS
ATL	26	16	11	19	-	72	24	64	.375	.280	.607	10	37	47	18	12	3	16	8
NYL	13	18	24	24	-	79	30	78	.385	.321	.909	8	28	36	24	18	8	6	6
TEAM	HIGH PTS		HIGH REB		HIGH AST		TEAM	HIGH PTS		HIGH REB		HIGH AST							
NYL	L. Fiebich: 21		B. Stewart: 10		S. Ionescu: 5		ATL	A. Gray: 16		B. Griner: 10		J. Canada: 6							



2025-26 REGULAR SEASON	PPG	OPP. PPG	FG%	3FG%	FT%	RPG	APG	SPG	TO	BPG
Sun	75.2	85.4	.409	.299	.795	31.5	17.5	8.20	14.1	3.89
Liberty	86.4	81.7	.454	.357	.837	33.9	22.0	8.00	13.9	4.56



2025-26 REGULAR SEASON INDIVIDUAL BESTS			2025-26 REGULAR SEASON SUN BESTS			2025-26 REGULAR SEASON TEAM		
Points	36	Sabrina Ionescu @ CON 8/3/25	Points	18	Marina Mabrey @ CON 8/1/25	Biggest Win	48	vs. CON 6/1/25
Rebounds	11	Sabrina Ionescu @ CON 8/3/25, Jonquel Jones vs. CON 6/1/25	Rebounds	11	Aneesah Morrow @ CON 8/1/25	Biggest Loss	16	@ CON 8/1/25
Assists	7	Natasha Cloud vs. CON 6/1/25	Assists	8	Marina Mabrey @ CON 8/1/25			

ALL-TIME SERIES FACTS	NEW YORK VS CONNECTICUT
Biggest Win	30 Points, W 89-59, 09/01/23
Biggest Loss	42 Points, L 55-97, 06/15/12
Longest Win Streak	9 Games, 06/29/14 - 09/09/16
Most Points Scored	96 Points, W 96-80, 07/19/17
Most Points Allowed	98 Points, L 69-98, 09/15/21
Top Scorer (NYL)	Tina Charles: 32 Points, NYL W 80-72, 06/16/16
Top Scorer (CON)	Jonquel Jones: 31 Points, CON W 64-85, 06/05/21

2025-26 REGULAR SEASON VS. SUN			2024-25 REGULAR SEASON VS. SUN			SERIES HISTORY VS. SUN				
DATE	SITE	TIME/RESULT	DATE	SITE	RESULT		ALL-TIME	STREAKS	LAST WIN	LAST LOSS
6/1/25	New York	W, 100-52	6/8/24	Connecticut	W, 82-75	Overall	48-49	Won 1	8/3/25	8/1/25
8/1/25	Connecticut	L, 62-78	7/10/24	Connecticut	W, 71-68	Home	27-20	Won 1	6/1/25	8/24/24
8/3/25	Connecticut	W, 87-78	7/16/24	New York	W, 82-74	Road	21-27	Won 1	8/3/25	8/1/25
8/25/25	New York	7:00 pm	8/24/24	New York	L, 64-72					

CONNECTIONS

Sandy Brondello coached Sun guard **Bria Hartley** when the pair were part of the Phoenix Mercury organization in 2020 and 2021. **Hartley** was also a member of the 2018, 2019 New York Liberty squads and teammates with **Natasha Cloud** as part of the Washington Mystics franchise from 2015-2016. Sun center **Tina Charles** was a member of the New York Liberty from 2014-2019, during which she became the franchise leader in points, rebounds, made field goals, and free throws. **Sabrina Ionescu** and **Natasha Cloud** were teammates with the Sun's **Marina Mabrey** on the Phantom Basketball Club during the inaugural season of Unrivaled this past winter. **Marine Johannes** and Connecticut guard **Leila Lacan** earned a silver medal in the 2024 Paris Olympics as members of the French Women's National Team. Sun Associate Head Coach **Roneeka Hodges** was part of the Liberty's coaching staff from 2022 to 2024. Sun Head Coach **Rachid Meziane** coached **Kennedy Burke** during her Ligue Féminine de Basketball MVP seasons with Villeneuve d'Ascq. (2023 & 2024) Former Liberty guard **Shavonte Zellous** (2016-2018) is a member of the Sun's basketball development staff. **Isabelle Harrison** and **Mabrey** both suited up for the Chicago Sky during the 2024 WNBA season. **Harrison** and Sun forward-guard **Haley Peters** were teammates during the 2017 outing of the San Antonio Stars. Connecticut guard **Lindsey Allen** was a member of the 2017 New York Liberty squad.

MOST RECENT MATCHUP

SUN 72, LIBERTY 64 – AUGUST 24, 2024 – BARCLAYS CENTER – BROOKLYN, NY – GAME #30 (25-5, 14-2 HOME)																			
TEAM	1	2	3	4	OT	FINAL	FG	FGA	FG%	3FG%	FT%	OR	DR	TR	A	PF	ST	TO	BS
CON	20	20	19	13	-	72	30	72	.417	.154	.588	8	29	37	20	11	7	10	3
NYL	25	13	14	12	-	64	24	65	.369	.219	.750	11	33	44	19	15	6	19	7
TEAM	HIGH PTS		HIGH REB		HIGH AST		TEAM	HIGH PTS		HIGH REB		HIGH AST							
NYL	B. Stewart: 15		B. Stewart: 15		C. Vandersloot: 5		CON	M. Mabrey: 15		D. Bonner: 12		A. Thomas: 8							


SKY 91, LIBERTY 85 – AUGUST 21, 2025 – BARCLAYS CENTER – BROOKLYN, NY – GAME #36 (22-14, 14-5 HOME)

TEAM	1	2	3	4	OT	FINAL	FG	FGA	FG%	3FG%	FT%	OR	DR	TR	A	PF	ST	TO	BS
CHI	22	22	21	26	-	91	31	62	.500	.222	.862	10	32	42	17	17	10	14	3
NYL	23	23	22	17	-	85	30	72	.417	.351	.800	10	17	27	22	24	9	13	4
TEAM		HIGH PTS		HIGH REB		HIGH AST		TEAM		HIGH PTS		HIGH REB		HIGH AST					
NYL		J. Jones: 25		J. Jones/E. Meesseman: 7		E. Meesseman: 6		CHI		K. Cardoso: 22		K. Cardoso: 15		A. Atkins/K. Cardoso: 5					

LIBERTY 85, LYNX 75 – AUGUST 19, 2025 – BARCLAYS CENTER – BROOKLYN, NY – GAME #35 (22-13, 14-4 HOME)

TEAM	1	2	3	4	OT	FINAL	FG	FGA	FG%	3FG%	FT%	OR	DR	TR	A	PF	ST	TO	BS
MIN	20	17	23	15	-	75	29	71	.408	.273	.786	12	21	33	10	16	7	11	4
NYL	24	24	18	19	-	85	29	66	.439	.406	.778	8	29	37	23	10	6	15	2
TEAM		HIGH PTS		HIGH REB		HIGH AST		TEAM		HIGH PTS		HIGH REB		HIGH AST					
NYL		J. Jones: 22		J. Jones: 10		S. Ionescu: 11		MIN		C. Williams: 17		J. Shepard: 10		K. McBride: 3					

LYNX 86, LIBERTY 80 – AUGUST 16, 2025 – TARGET CENTER – MINNEAPOLIS, MN – GAME #34 (21-13, 8-9 AWAY)

TEAM	1	2	3	4	OT	FINAL	FG	FGA	FG%	3FG%	FT%	OR	DR	TR	A	PF	ST	TO	BS
NYL	12	21	28	19	-	80	32	71	.451	.379	.625	6	26	32	21	22	5	13	2
MIN	21	17	22	26	-	86	28	65	.431	.318	.697	6	27	33	20	12	7	8	4
TEAM		HIGH PTS		HIGH REB		HIGH AST		TEAM		HIGH PTS		HIGH REB		HIGH AST					
NYL		J. Jones: 17		S. Ionescu: 10		N. Cloud: 6		MIN		C. Williams: 26		J. Shepard: 10		C. Williams: 5					

ACES 83, LIBERTY 77 – AUGUST 13, 2025 – MICHELOB ULTRA ARENA – LAS VEGAS, NV – GAME #33 (21-12, 8-8 AWAY)

TEAM	1	2	3	4	OT	FINAL	FG	FGA	FG%	3FG%	FT%	OR	DR	TR	A	PF	ST	TO	BS
NYL	24	19	20	14	-	77	28	64	.438	.280	.875	6	24	30	18	19	5	11	3
LVA	20	20	21	22	-	83	25	65	.385	.345	.821	14	25	39	15	17	7	11	7
TEAM		HIGH PTS		HIGH REB		HIGH AST		TEAM		HIGH PTS		HIGH REB		HIGH AST					
NYL		E. Meesseman: 24		E. Meesseman: 10		J. Jones: 5		LVA		J. Loyd: 21		A. Wilson: 16		C. Gray: 5					



PLAYER	GP-GS	MIN	MPG	FG-ATT	FG%	3FG-ATT	3FG%	FT-FTA	FT%	OFF	DEF	TOT/AVG	AST	APG	PF-D	STL	SPG	TO	BLK	BPG	PTS	AVG
Ionescu, S.	35-35	1,107	31.6	220-551	.399	79-260	.304	146-157	.930	29	139	168/4.8	187	5.3	59-143	46	1.31	94	15	0.43	665	19.0
Stewart, B.	24-24	756	31.5	153-326	.469	14-68	.206	120-145	.828	23	134	157/6.5	93	3.9	46-120	34	1.42	51	33	1.38	440	18.3
Jones, J.	24-24	647	27.0	126-250	.504	47-102	.461	63-82	.768	37	169	206/8.6	63	2.6	58-75	11	0.46	49	29	1.21	362	15.1
Cloud, N.	35-35	1,019	29.1	129-300	.430	43-130	.331	51-59	.864	12	118	130/3.7	190	5.4	109-52	44	1.26	62	10	0.29	352	10.1
Fiebich, L.	29-29	828	28.6	91-175	.520	42-93	.452	40-45	.889	19	91	110/3.8	52	1.8	75-46	28	0.97	39	14	0.48	264	9.1
Johannès, M.	36-3	675	18.8	88-209	.421	59-161	.366	13-16	.813	12	60	72/2.0	54	1.5	36-17	23	0.64	42	9	0.25	248	6.9
Burke, K.	28-6	607	21.7	82-175	.469	40-92	.435	30-40	.750	16	45	61/2.2	34	1.2	38-37	27	0.96	27	15	0.54	234	8.4
Harrison, I.	28-1	310	11.1	57-110	.518	2-9	.222	30-39	.769	25	52	77/2.8	18	0.6	40-28	18	0.64	20	2	0.07	146	5.2
Meesseman, E.	9-9	250	27.8	49-91	.538	7-12	.583	20-24	.833	15	39	54/6.0	35	3.9	20-31	13	1.44	24	9	1.00	125	13.9
Gardner, R.	33-4	380	11.5	41-86	.477	15-35	.429	19-22	.864	22	34	56/1.7	20	0.6	48-19	17	0.52	16	6	0.18	116	3.5
Sabally, N.	15-10	291	19.4	35-71	.493	1-7	.143	17-25	.680	26	48	74/4.9	13	0.9	36-23	9	0.60	16	16	1.07	88	5.9
Talbot, S.	15-0	195	13.0	14-36	.389	6-20	.300	6-9	.667	10	28	38/2.5	22	1.5	17-10	8	0.53	15	5	0.33	40	2.7
Sherrod, J.	18-0	104	5.8	6-20	.300	3-11	.273	7-9	.778	2	9	11/0.6	10	0.6	17-12	10	0.56	11	0	0.00	22	1.2
Davis, M.	9-0	31	3.4	1-4	.250	0-3	.000	6-7	.857	1	4	5/0.6	1	0.1	2-4	0	0.00	3	1	0.11	8	0.9
LIBERTY	36	7,191	199.8	1,092-2,404	.454	358-1,003	.357	568-679	.837	249	970	1,219/33.9	792	22.0	601-617	288	8.00	469	164	4.56	3,110	86.4
OPPONENTS	36	7,191	199.8	1,077-2,550	.422	296-945	.313	490-655	.748	361	949	1,310/36.4	715	19.9	617-601	258	7.17	473	122	3.39	2,940	81.7
PLAYER		MIN	FG	ATT	FG%	3FG	ATT	3FG%	FT	FTA	FT%	OFF	DEF	TOT	AST	PF	FD	STL	TO	BLK	PTS	
Davis, M.		8 (2)	1	1 (4)	1.000	--	1 (3)	--	2 (2)	2 (3)	1.000 (3)	1	2	2 (2)	1	1 (2)	1 (4)	--	2	1	3	
Sherrod, J.		18	2 (2)	5	1.000	1 (3)	3 (2)	1.000	3	3 (2)	1.000 (3)	1 (2)	3	3	3	3 (2)	4	3	2 (3)	--	8	
Gardner, R.		34	5	10	1.000 (3)	2 (2)	5	1.000 (7)	4	4	1.000 (7)	3	4 (2)	5 (2)	4	5	2 (6)	2 (4)	2	1 (6)	12	
Sabally, N.		31	6	12	1.000 (2)	1	3	.500	4	7	1.000 (5)	4 (2)	7 (2)	9 (3)	3	5	5	4	3 (3)	4	16	
Cloud, N.		35	8 (3)	17	1.000	4	7 (3)	1.000 (2)	6	6 (3)	1.000 (12)	2	6 (3)	7	10 (2)	5 (6)	4 (3)	5	6	2 (3)	23	
Fiebich, L.		34	8	12	1.000	4	6	1.000 (2)	5	6	1.000 (14)	3 (2)	8 (2)	9 (2)	6	6	5	3	5	3 (3)	21	
Ionescu, S.		38	14	23	.667	6	15	.667	9 (2)	10	1.000 (25)	3 (2)	8 (2)	11	11	6	8	4 (2)	7 (2)	2 (3)	36	
Harrison, I.		21	7	10	.833	1 (2)	2	1.000	4 (2)	6	1.000 (7)	3 (3)	5 (3)	6 (3)	2 (4)	5	4	3 (2)	3	1 (2)	15	
Burke, K.		32	6 (2)	14	1.000	4 (4)	9	1.000 (5)	4	4 (3)	1.000 (9)	4	6	7	4	5	4	6	4	3	20	
Johannès, M.		36	7	13	1.000	6	11	1.000	3 (3)	4	1.000 (3)	2 (2)	5	6	6	3	3	4	4 (2)	1 (9)	18	
Stewart, B.		38	11	19 (2)	.800	3	6	1.000	15	19	1.000 (9)	4	11	14	7 (3)	4 (3)	16	3 (6)	6	4	35	
Jones, J.		36	9 (2)	16 (2)	1.000	5	11	1.000	9	9	1.000 (7)	4 (4)	15	18	6	5 (2)	6	2 (3)	5 (2)	4	26	
Talbot, S.		28	5	7	1.000 (2)	3 (2)	5	1.000	3	4	1.000 (2)	2 (2)	6 (2)	7	4 (2)	3 (2)	2 (5)	2 (2)	5	3	13 (2)	
Meesseman, E.		32	9	15 (2)	.750	2 (2)	3 (2)	1.000 (2)	6 (2)	7	1.000 (3)	3 (3)	7 (2)	10	7	5 (2)	7	4	6	2	24 (2)	
LIBERTY	200 (36)	38	78	.623	19 (2)	38	.594	25	32	1.000	13	37 (2)	50	30 (2)	24	25	14	21	9 (2)	105		
OPPONENTS	200 (36)	41	82 (2)	.529	18	39	.486	25	33	1.000	16	37	58	30	25	24	13 (2)	23	8	106		

QUARTER & HALF SCORING BREAKDOWN



				NYL			OPP			NYL			OPP			NYL			OPP			NYL			OPP		
DATE	OPPONENT	OVERALL REC	W/L	1ST	1ST	POINT DIFF.	2ND	2ND	POINT DIFF.	3RD	3RD	POINT DIFF.	4TH	4TH	POINT DIFF.	1ST	1ST	POINT DIFF.	2ND	2ND	POINT DIFF.	3RD	3RD	POINT DIFF.	4TH	4TH	POINT DIFF.
5/17	Las Vegas	1-0	W	19	20	-1	28	13	15	16	25	-9	29	20	9												
5/22	at Chicago	2-0	W	28	23	5	25	9	16	22	22	0	24	20	4												
5/24	at Indiana	3-0	W	30	29	1	25	17	8	13	30	-17	22	12	10												
5/27	Golden State	4-0	W	27	10	17	21	19	2	19	22	-3	28	16	12												
5/29	Golden State	5-0	W	20	18	2	17	19	-2	20	19	1	25	21	4												
5/30	at Washington	6-0	W	27	17	10	17	15	2	22	16	6	19	15	4												
6/1	Connecticut	7-0	W	31	13	18	29	15	14	30	8	22	10	16	-6												
6/5	at Washington	8-0	W	17	22	-5	32	12	20	24	23	1	13	21	-8												
6/10	Chicago	9-0	W	26	15	11	26	17	9	18	10	8	15	24	-9												
6/14	at Indiana	9-1	L	26	24	2	24	29	-5	21	27	-6	17	22	-5												
6/17	Atlanta	10-1	W	24	20	4	16	23	-7	20	25	-5	26	13	13												
6/19	Phoenix	10-2	L	17	15	2	21	26	-5	27	23	4	16	25	-9												
6/22	at Seattle	10-3	L	22	22	0	20	21	-1	19	25	-6	18	21	-3												
6/25	at Golden State	11-3	W	29	32	-3	17	11	6	18	18	0	17	17	0												
6/27	at Phoenix	11-4	L	19	28	-9	24	33	-9	27	27	0	21	18	3												
6/29	at Atlanta	11-5	L	19	29	-10	15	18	-3	19	16	3	28	27	1												
7/3	Los Angeles	12-5	W	21	20	1	16	21	-5	32	18	14	20	20	0												
7/6	Seattle	12-6	L	18	22	-4	26	19	7	6	22	-16	20	16	4												
7/8	Las Vegas	13-6	W	19	16	3	21	26	-5	22	18	4	25	18	7												
7/13	Atlanta	14-6	W	13	26	-13	18	16	2	24	11	13	24	19	5												
7/16	Indiana	15-6	W	32	24	8	21	14	7	21	19	2	24	20	4												
7/22	Indiana	16-6	W	23	22	1	19	24	-5	27	21	6	29	17	12												
7/25	Phoenix	17-6	W	23	27	-4	23	19	4	21	13	8	22	17	5												
7/26	Los Angeles	17-7	L	20	35	-15	25	23	2	24	26	8	30	27	3												
7/28	at Dallas	17-8	L	19	31	-12	17	32	-15	26	22	4	20	7	13												
7/30	at Minnesota	17-9	L	24	24	0	18	27	-9	20	17	3	31	32	-1												
8/1	at Connecticut	17-10	L	20	15	5	17	29	-12	18	20	-2	7	14	-7												
8/3	at Connecticut	18-10	W	25	19	6	20	19	1	21	19	2	21	21	0												
8/5	Dallas	19-10	W	24	15	9	13	20	-7	23	18	5	25	23	2												
8/8	at Dallas	20-10	W	28	15	13	22	19	3	14	23	-9	24	20	4												
8/10	Minnesota	20-11	L	24	25	-1	14	11	3	19	30	-11	14	17	-3												
8/12	at Los Angeles	21-11	W	28	30	-2	22	14	8	28	28	0	27	25	2												
8/13	at Las Vegas	21-12	L	24	20	4	19	20	-1	20	21	-1	14	22	-8												
8/16	at Minnesota	21-13	L	12	21	-9	21	17	4	28	22	6	19	26	-7												
8/19	Minnesota	22-13	W	24	20	4	24	17	7	18	23	-5	19	15	4												
8/21	Chicago	22-14	L	23	22	1	23	22	1	22	21	1	17	26	-9												
8/23	at Atlanta	--	--	--	--	--	--	--	--	--	--	--	--	--	--												
8/25	Connecticut	--	--	--	--	--	--	--	--	--	--	--	--	--	--												
8/28	Washington	--	--	--	--	--	--	--	--	--	--	--	--	--	--												
8/30	at Phoenix	--	--	--	--	--	--	--	--	--	--	--	--	--	--												
9/2	at Golden State	--	--	--	--	--	--	--	--	--	--	--	--	--	--												
9/5	at Seattle	--	--	--	--	--	--	--	--	--	--	--	--	--	--												
9/9	Washington	--	--	--	--	--	--	--	--	--	--	--	--	--	--												
9/11	at Chicago	--	--	--	--	--	--	--	--	--	--	--	--	--	--												
2025-26 TOTALS		22-14	--	825	786	39	756	706	50	769	738	31	760	710	50												
AVG/GAME		--	--	22.9	21.8	1.1	21.0	19.6	1.4	21.4	20.5	0.9	21.1	19.7	1.4												

NYL	OPP		NYL	OPP		NYL	OPP	NYL	OPP					
DATE	OPPONENT	OVERALL REC	W/L	1ST HALF	1ST HALF	POINT DIFF.	2ND HALF	2ND HALF	POINT DIFF.		BIGGEST LEAD	BIGGEST LEAD	TOTAL	TOTAL
5/17	Las Vegas	1-0	W	47	33	14	45	45	0		17	2	92	78
5/22	at Chicago	2-0	W	53	32	21	46	42	4		31	3	99	74
5/24	at Indiana	3-0	W	55	46	9	35	42	-7		15	12	90	88
5/27	Golden State	4-0	W	48	29	19	47	38	9		33	0	95	67
5/29	Golden State	5-0	W	37	37	0	45	40	5		6	4	82	77
5/30	at Washington	6-0	W	44	32	12	41	31	10		22	2	85	63
6/1	Connecticut	7-0	W	60	28	32	40	24	16		57	0	100	52
6/5	at Washington	8-0	W	49	34	15	37	44	-7		16	6	86	78
6/10	Chicago	9-0	W	52	32	20	33	34	-1		34	0	85	66
6/14	at Indiana	9-1	L	50	53	-3	38	49	-11		11	16	88	102
6/17	Atlanta	10-1	W	40	43	-3	46	38	8		5	17	86	81
6/19	Phoenix	10-2	L	38	41	-3	43	48	-5		6	10	81	89
6/22	at Seattle	10-3	L	42	43	-1	37	46	-9		5	10	79	89
6/25	at Golden State	11-3	W	46	43	3	35	35	0		6	6	81	78
6/27	at Phoenix	11-4	L	43	61	-18	48	45	3		2	19	91	106
6/29	at Atlanta	11-5	L	34	47	-13	47	43	4		1	20	81	90
7/3	Los Angeles	12-5	W	37	41	-4	52	38	14		13	11	89	79
7/6	Seattle	12-6	L	44	41	3	26	38	-12		5	19	70	79
7/8	Las Vegas	13-6	W	40	42	-2	47	36	11		9	7	87	78
7/13	Atlanta	14-6	W	31	42	-11	48	30	18		10	19	79	72
7/16	Indiana	15-6	W	53	38	15	45	39	6		27	2	98	77
7/22	Indiana	16-6	W	42	46	-4	56	38	18		14	8	98	84
7/25	Phoenix	17-6	W	46	46	0	43	30	13		18	12	89	76
7/26	Los Angeles	17-7	L	45	58	-13	54	43	11		4	15	99	101
7/28	at Dallas	17-8	L	36	63	-27	46	29	17		0	30	82	92
7/30	at Minnesota	17-9	L	42	51	-9	51	49	2		8	15	93	100
8/1	at Connecticut	17-10	L	37	44	-7	25	34	-9		9	16	62	78
8/3	at Connecticut	18-10	W	45	38	7	42	40	2		17	3	87	78
8/5	Dallas	19-10	W	37	35	2	48	41	7		15	4	85	76
8/8	at Dallas	20-10	W	50	34	16	38	43	-5		19	1	88	77
8/10	Minnesota	20-11	L	38	36	2	33	47	-14		8	16	71	83
8/12	at Los Angeles	21-11	W	50	44	6	55	53	2		11	4	105	97
8/13	at Las Vegas	21-12	L	43	40	3	34	43	-9		7	6	77	83
8/16	at Minnesota	21-13	L	33	38	-5	47	48	-1		6	15	80	86
8/19	Minnesota	22-13	W	48	37	11	37	38	-1		15	1	85	75
8/21	Chicago	22-14	L	46	44	2	39	47	-8		7	6	85	91
8/23	at Atlanta	--	--	--	--	--	--	--	--		--	--	--	--
8/25	Connecticut	--	--	--	--	--	--	--	--		--	--	--	--
8/28	Washington	--	--	--	--	--	--	--	--		--	--	--	--
8/30	at Phoenix	--	--	--	--	--	--	--	--		--	--	--	--
9/2	at Golden State	--	--	--	--	--	--	--	--		--	--	--	--
9/5	at Seattle	--	--	--	--	--	--	--	--		--	--	--	--
9/9	Washington	--	--	--	--	--	--	--	--		--	--	--	--
9/11	at Chicago	--	--	--	--	--	--	--	--		--	--	--	--
2025-26 TOTALS		22-14	--	1,581	1,492	89	1,529	1,448	81		489	337	3,110	2,940
AVG/GAME		--	--	43.9	41.4	2.5	42.5	40.2	2.3		13.6	9.4	86.4	81.7

STARTING LINEUPS AND RECORDS



LIBERTY RECORD WHEN...	OVERALL	HOME	ROAD
Outrebounding opponent	9-1	7-1	2-0
Outrebounded by opponent	12-13	7-4	5-9
Tied in Rebounding	1-0	0-0	1-0
Shooting better than opponent	18-4	12-1	6-3
Shooting worse than opponent	4-10	2-4	2-6
Shooting same than opponent	0-0	0-0	0-0
More FTM than opponent	13-7	8-3	5-4
Less FTM than opponent	8-5	6-2	2-3
Same FTM than opponent	1-2	0-0	1-2
More 3FGM than opponent	16-6	11-3	5-3
Less 3FGM than opponent	3-6	2-2	1-4
Same 3FGM than opponent	3-2	1-0	2-2
More assists than opponent	15-3	10-1	5-2
Less assists than opponent	6-11	3-4	3-7
Same assists than opponent	1-0	1-0	0-0
More turnovers than opponent	7-8	4-3	3-5
Less turnovers than opponent	11-3	6-1	5-2
Same turnovers than opponent	4-3	4-1	0-2
Bench outscores opponent bench	10-6	7-3	3-3
Opponent bench outscores NYL	11-7	7-2	4-5
Bench scoring equal	1-1	0-0	1-1
Scoring less than 80 points	1-5	1-2	0-3
Scoring between 80-89 points	13-6	8-2	5-4
Scoring between 90-99 points	6-3	4-1	2-2
Scoring between 100-109	2-0	1-0	1-0
Scoring 110 or more points	0-0	0-0	0-0
Opponent scores less than 80	18-2	12-1	6-1
Opponent scores between 80-89	3-5	2-2	1-3
Opponent scores between 90-99	1-3	0-1	1-2
Opponent scores between 100-109	0-4	0-1	0-3
Opponent scores 110 or more	0-0	0-0	0-0

NUMBER OF TIMES RECORDING	POINTS			REB	AST	BLK	STL	DD	TD
	10+	20+	30+						
Kennedy Burke	11	1	--	--	--	1	3	--	--
Natasha Cloud	19	4	--	--	2	--	3	--	--
Marquesha Davis	--	--	--	--	--	--	--	--	--
Leonie Fiebich	12	2	--	--	--	3	1	--	--
Rebekah Gardner	3	--	--	--	--	--	--	--	--
Isabelle Harrison	4	--	--	--	--	--	2	--	--
Sabrina Ionescu	30	14	5	2	1	--	4	3	--
Marine Johannès	11	--	--	--	--	--	2	--	--
Jonquel Jones	22	6	--	10	--	3	--	10	--
Emma Meesseman	8	2	--	1	--	--	2	1	--
Nyara Sabally	2	--	--	--	--	2	1	--	--
Jaylyn Sherrod	--	--	--	--	--	--	1	--	--
Breanna Stewart	21	10	1	5	--	3	6	5	--
Stephanie Talbot	2	--	--	--	--	1	--	--	--

NUMBER OF TIMES LEADING TEAM IN . . (INCLUDES TIES)	PTS	REB	AST	BLK	STL	MIN
Kennedy Burke	--	--	--	4	6	--
Natasha Cloud	3	1	21	3	10	4
Marquesha Davis	--	--	--	1	--	--
Leonie Fiebich	1	2	--	3	6	--
Rebekah Gardner	--	--	--	4	2	--
Isabelle Harrison	--	--	--	1	4	--
Sabrina Ionescu	13	5	15	8	12	14
Marine Johannès	--	--	--	3	6	--
Jonquel Jones	7	17	3	12	2	4
Emma Meesseman	2	3	2	5	6	1
Nyara Sabally	--	4	--	5	1	--
Jaylyn Sherrod	--	--	--	1	2	--
Breanna Stewart	10	8	1	10	8	13
Stephanie Talbot	--	1	1	2	3	--

STARTING LINEUPS

LAST USED	GAME	FORWARD	FORWARD	CENTER	GUARD	GUARD	RECORD
6/14/25	at Fever	Burke, K.	Stewart, B.	Sabally, N.	Ionescu, S.	Cloud, N.	0-1
6/17/25	vs. Dream	Stewart, B.	Sabally, N.	Jones, J.	Ionescu, S.	Cloud, N.	1-0
6/19/25	vs. Mercury	Burke, K.	Stewart, B.	Jones, J.	Ionescu, S.	Cloud, N.	0-1
6/22/25	at Storm	Gardner, R.	Stewart, B.	Sabally, N.	Johannès, M.	Cloud, N.	0-1
6/29/25	at Dream	Gardner, R.	Stewart, B.	Sabally, N.	Ionescu, S.	Cloud, N.	1-2
7/6/25	vs. Storm	Fiebich, L.	Burke, K.	Stewart, B.	Ionescu, S.	Cloud, N.	2-1
7/8/25	vs. Aces	Burke, K.	Stewart, B.	Sabally, N.	Fiebich, L.	Ionescu, S.	1-0
7/16/25	vs. Fever	Fiebich, L.	Stewart, B.	Sabally, N.	Ionescu, S.	Cloud, N.	3-0
7/26/25	vs. Sparks	Fiebich, L.	Stewart, B.	Jones, J.	Ionescu, S.	Cloud, N.	9-1
7/28/25	at Wings	Fiebich, L.	Harrison, I.	Jones, J.	Ionescu, S.	Cloud, N.	0-1
8/1/25	at Sun	Johannès, M.	Fiebich, L.	Jones, J.	Ionescu, S.	Cloud, N.	0-2
8/21/25	vs. Sky	Fiebich, L.	Meesseman, E.	Jones, J.	Ionescu, S.	Cloud, N.	5-4





TEAM RECORD

	RECORD	HOME	ROAD	OT
OVERALL	22-14	14-5	8-9	--
EASTERN	11-4	6-1	5-3	--
WESTERN	11-10	8-4	3-6	--

TEAM RECORD - BY TEAM

	RECORD	HOME	ROAD	OT
OVERALL	22-14	14-5	8-9	--
ATLANTA	2-1	2-0	0-1	--
CHICAGO	2-1	1-1	1-0	--
CONNECTICUT	2-1	1-0	1-1	--
DALLAS	2-1	1-0	1-1	--
GOLDEN STATE	3-0	2-0	1-0	--
INDIANA	3-1	2-0	1-1	--
LAS VEGAS	2-1	2-0	0-1	--
LOS ANGELES	2-1	1-1	1-0	--
MINNESOTA	1-3	1-1	0-2	--
PHOENIX	1-2	1-1	0-1	--
SEATTLE	0-2	0-1	0-1	--
WASHINGTON	2-0	--	2-0	--

HEAD COACH: SANDY BRONDELLO

	TENURE	WON	LOSS	PCT.
OVERALL:		175	107	.621
W/ CLUB:		102	50	.671

AFTER 36 GAMES: W22, L14

MARGIN	1	2	3	4	5	6	7	8	9	10	11	12	13	14	15	16	17	18	19	20	21	22	23	24	25
Won By:	1	1		2			1	2	3	2	1		1	2					1		1	1			1
Lost By:	1					3	1	1	2	2		1		1	1	1									

MARGIN	26	27	28	29	30	31	32	33	34	35	36	37	38	39	40	41	42	43	44	45	46	47	48	49	50+
Won By:			1																					1	
Lost By:																									

AT START OF:	OVERALL	HOME	ROAD	FG%:	OVERALL	HOME	ROAD
2nd-Ahead:	16-5	11-2	5-3	-44%	10-8	7-4	3-4
-Behind:	6-7	3-3	3-4	45-49%	5-4	3-0	2-4
-Tied:	0-2	0-0	0-2	50-54%	3-2	2-1	1-1
3rd-Ahead:	15-4	7-3	8-1	55-59%	3-0	1-0	2-0
-Behind:	5-10	5-2	0-8	+60%	1-0	1-0	0-0
-Tied:	2-0	2-0	0-0				
4th-Ahead:	20-4	13-2	7-2				
-Behind:	2-10	1-3	1-7				
-Tied:	0-0	0-0	0-0				



PLAYER AND TEAM SUPERLATIVES



NEW YORK LIBERTY			OPPONENTS		
Points	36	Sabrina Ionescu at CON 08/03/2025	32	Caitlin Clark at IND 06/14/2025	
Points in a Quarter	18	Breanna Stewart (3rd) vs. PHO 06/19/2025	17	Rickeya Jackson (1st) vs. LAS 07/26/2025	
Points in a Half	21	Sabrina Ionescu (2nd) at MIN 07/30/2025	25	Caitlin Clark (1st) at IND 06/14/2025	
Field Goals	14	Sabrina Ionescu at CON 08/03/2025	12	Nneka Ogumike at SEA 06/22/2025	
			12	Alyyah Boston at IND 05/24/2025	
Field Goal Attempts	23	Sabrina Ionescu vs. LVA 07/08/2025	22	A'ja Wilson vs. LVA 05/17/2025	
Field Goal Percentage	1.000	Stephanie Talbot (4-4) at DAL 07/28/2025	1.000	Temi Fagbánlé (5-5) vs. GSV 05/27/2025	
	1.000	Nyara Sabally (4-4) vs. CHI 06/10/2025			
3-PT Field Goal	6	Sabrina Ionescu vs. GSV 05/29/2025	7	Satou Sabally at PHO 06/27/2025	
	6	Marine Johannès vs. GSV 05/27/2025	7	Caitlin Clark at IND 06/14/2025	
3-PT FG Attempts	15	Sabrina Ionescu vs. GSV 05/29/2025	14	Caitlin Clark at IND 06/14/2025	
3-PT FG Percentage	1.000	Kennedy Burke (4-4) at WAS 06/05/2025	1.000	Rae Burrell (2-2) at LAS 08/12/2025	
	1.000	Kennedy Burke (4-4) at CHI 05/22/2025	1.000	Leila Lacan (2-2) at CON 08/01/2025	
			1.000	Michaela Onyenwere (2-2) vs. CHI 06/10/2025	
			1.000	Lexie Hull (2-2) at IND 05/24/2025	
			1.000	Dana Evans (2-2) vs. LVA 05/17/2025	
Free Throws	15	Breanna Stewart vs. GSV 05/29/2025	11	A'ja Wilson at LVA 08/13/2025	
Free Throw Attempts	19	Breanna Stewart vs. GSV 05/29/2025	15	Allisha Gray vs. ATL 07/13/2025	
Free Throw Percentage	1.000	Jonquel Jones (9-9) vs. PHO 07/25/2025	1.000	A'ja Wilson (11-11) at LVA 08/13/2025	
	1.000	Sabrina Ionescu (9-9) vs. PHO 06/19/2025			
Offensive Rebounds	4	Jonquel Jones vs. PHO 07/25/2025	8	Angel Reese at CHI 05/22/2025	
	4	Breanna Stewart vs. LAS 07/03/2025			
	4	Kennedy Burke at GSV 06/25/2025			
	4	Jonquel Jones vs. ATL 06/17/2025			
	4	Nyara Sabally at IND 06/14/2025			
	4	Jonquel Jones vs. GSV 05/27/2025			
	4	Jonquel Jones at IND 05/24/2025			
	4	Nyara Sabally vs. LVA 05/17/2025			
Defensive Rebounds	15	Jonquel Jones at WAS 05/30/2025	14	A'ja Wilson vs. LVA 05/17/2025	
Total Rebounds	18	Jonquel Jones at WAS 05/30/2025	16	A'ja Wilson at LVA 08/13/2025	
			16	A'ja Wilson vs. LVA 05/17/2025	
Assists	11	Sabrina Ionescu vs. MIN 08/19/2025	15	Alyssa Thomas at PHO 06/27/2025	
Steals	6	Kennedy Burke vs. LVA 07/08/2025	4	Dearica Hamby at LAS 08/12/2025	
			4	Alanna Smith vs. MIN 08/10/2025	
			4	Maria Kiliundikova vs. MIN 08/10/2025	
			4	Gabby Williams at SEA 06/22/2025	
			4	Kayla Thornton vs. GSV 05/27/2025	
Blocks	4	Breanna Stewart vs. IND 07/16/2025	4	Alanna Smith at MIN 08/16/2025	
	4	Nyara Sabally vs. ATL 07/13/2025	4	Azurá Stevens vs. LAS 07/03/2025	
	4	Jonquel Jones at CHI 05/22/2025			
Minutes	38:16	Sabrina Ionescu vs. ATL 06/17/2025	39:12	Rhyne Howard vs. ATL 06/17/2025	
Points in Paint	20	Breanna Stewart vs. IND 07/16/2025	22	Alyyah Boston at IND 05/24/2025	
Second Chance Points	11	Jonquel Jones vs. PHO 07/25/2025	12	Kamilla Cardoso vs. CHI 08/21/2025	
Fast Break Points	14	Sabrina Ionescu at IND 06/14/2025	7	Arike Ogunbowale at DAL 07/28/2025	
			7	Kayla Thornton vs. GSV 05/27/2025	

LIBERTY HIGHS	LIBERTY LOWS	CATEGORY	OPPONENTS HIGHS	OPPONENTS LOWS
105 at LAS 08/12/2025	62 at CON 08/01/2025	Points	106 at PHO 06/27/2025	52 vs. CON 06/01/2025
32 vs. IND 07/16/2025	12 at MIN 08/16/2025	Points/1st Qtr.	35 vs. LAS 07/26/2025	10 vs. GSV 05/27/2025
32 at WAS 06/05/2025	13 vs. DAL 08/05/2025	Points/2nd Qtr.	33 at PHO 06/27/2025	9 at CHI 05/22/2025
60 vs. CON 06/01/2025	31 vs. ATL 07/13/2025	Points/1st Half	63 at DAL 07/28/2025	28 vs. CON 06/01/2025
32 vs. LAS 07/03/2025	6 vs. SEA 07/06/2025	Points/3rd Qtr.	30 (2) vs. MIN 08/10/2025	8 vs. CON 06/01/2025
31 at MIN 07/30/2025	7 at CON 08/01/2025	Points/4th Qtr.	32 at MIN 07/30/2025	7 at DAL 07/28/2025
56 vs. IND 07/22/2025	25 at CON 08/01/2025	Points/2nd Half	53 at LAS 08/12/2025	24 vs. CON 06/01/2025
38 at LAS 08/12/2025	20 at CON 08/01/2025	Field Goals	41 at PHO 06/27/2025	19 vs. CON 06/01/2025
78 vs. ATL 07/13/2025	53 vs. CON 06/01/2025	Field Goal Attempts	82 (2) at SEA 06/22/2025	56 vs. LAS 07/03/2025
.623 vs. CON 06/01/2025	.339 at CON 08/01/2025	Field Goal Percentage	.529 at ATL 06/29/2025	.284 at WAS 05/30/2025
19 (2) vs. CON 06/01/2025	4 (2) at CON 08/03/2025	3-PT Field Goal	18 at PHO 06/27/2025	3 at DAL 08/08/2025
38 at WAS 05/30/2025	17 at CON 08/03/2025	3-PT FG Attempts	39 at PHO 06/27/2025	16 at WAS 05/30/2025
.594 vs. CON 06/01/2025	.190 vs. LVA 05/17/2025	3-PT FG Percentage	.486 at IND 06/14/2025	.143 at DAL 08/08/2025
25 at IND 05/24/2025	5 at MIN 08/16/2025	Free Throws	25 vs. CHI 08/21/2025	4 vs. CHI 06/10/2025
32 at IND 05/24/2025	8 at MIN 08/16/2025	Free Throw Attempts	33 at MIN 08/16/2025	7 (2) at PHO 06/27/2025
1.000 at DAL 08/08/2025	.538 vs. GSV 05/27/2025	Free Throw Percentage	1.000 vs. ATL 06/17/2025	.520 at CHI 05/22/2025
13 at GSV 06/25/2025	2 (3) vs. DAL 08/05/2025	Offensive Rebounds	16 vs. DAL 08/05/2025	4 vs. LAS 07/03/2025
37 (2) at WAS 05/30/2025	17 vs. CHI 08/21/2025	Defensive Rebounds	37 vs. ATL 07/13/2025	16 vs. CON 06/01/2025
46 at WAS 05/30/2025	27 vs. CHI 08/21/2025	Total Rebounds	47 vs. ATL 07/13/2025	26 vs. CON 06/01/2025
30 (2) vs. IND 07/16/2025	15 at WAS 06/05/2025	Assists	30 at PHO 06/27/2025	10 vs. MIN 08/19/2025
14 vs. GSV 05/27/2025	4 (2) at LAS 08/12/2025	Steals	13 (2) vs. IND 07/22/2025	2 vs. LVA 07/08/2025
15 (36) vs. CHI 08/21/2025	15 (36) vs. CHI 08/21/2025	Team Fouls	14 (36) at CON 08/03/2025	14 (36) at CON 08/03/2025
24 vs. CHI 08/21/2025	8 vs. MIN 08/10/2025	Personal Fouls	25 at IND 05/24/2025	11 (2) vs. MIN 08/10/2025
21 at CON 08/01/2025	6 (2) vs. ATL 07/13/2025	Turnovers	23 at CHI 05/22/2025	7 (3) at MIN 08/16/2025
9 (2) vs. IND 07/16/2025	0 at PHO 06/27/2025	Blocks	8 vs. ATL 07/13/2025	0 (2) vs. LAS 07/26/2025
56 vs. LVA 05/17/2025	18 vs. GSV 05/29/2025	Points in Paint	62 at ATL 06/29/2025	14 vs. CON 06/01/2025
21 vs. PHO 07/25/2025	0 (3) vs. IND 07/16/2025	Second Chance Points	26 vs. PHO 06/19/2025	4 vs. LAS 07/03/2025
29 vs. CON 06/01/2025	0 at LAS 08/12/2025	Fast Break Points	19 at IND 06/14/2025	0 at WAS 06/05/2025
57 vs. CON 06/01/2025	0 at DAL 07/28/2025	Biggest Lead	30 at DAL 07/28/2025	0 (3) vs. CHI 06/10/2025
37 vs. GSV 05/27/2025	4 vs. ATL 06/17/2025	Bench Points	44 at DAL 08/08/2025	7 (2) vs. IND 07/22/2025
32 vs. GSV 05/27/2025	4 at LAS 08/12/2025	Points Off Turnovers	24 (3) at DAL 07/28/2025	6 (2) at DAL 08/08/2025





BY LIBERTY

BY OPPONENT

AN INDIVIDUAL...		
38 PTS, Breanna Stewart: (NYL L, 79-88) vs. Minnesota, 09/15/24	Scored 30+ points	30 PTS, Layshia Clarendon: (NYL W, 96-89) vs. Los Angeles, 09/07/23
40 PTS, Breanna Stewart: (NYL W, 94-93) @ Dallas, 09/05/23	Scored 40+ points	53 PTS, Liz Cambage: (NYL L, 87-104) @ Dallas, 07/17/18
* Never Has Happened *	Scored 50+ points	53 PTS, Liz Cambage: (NYL L, 87-104) @ Dallas, 07/17/18
18 REB, Breanna Stewart: (NYL L, 79-88) vs. Minnesota, 09/15/24	Had 15+ Rebounds	16 REB, Angel Reese: (NYL W, 81-67) @ Chicago, 07/13/24
21 REB, Amanda Zahui B: (NYL L, 63-80) @ Las Vegas, 08/29/20	Had 20+ Rebounds	21 REB, Sylvia Fowles: (NYL W, 57-54) vs. Chicago, 07/11/10
16 AST, Sabrina Ionescu: (NYL W, 89-69) vs. Phoenix, 07/31/22	Had 15+ assists	16 AST, Courtney Vandersloot: (NYL W, 93-85) @ Chicago, 05/23/21
5 BLK, Jonquel Jones: (NYL W, 77-70) vs. Seattle, 09/05/24	Had 5+ Blocks	5 BLK, Shakira Austin: (NYL W, 85-80) @ Washington, 05/14/24
5 STL, Breanna Stewart: (NYL L, 93-99) @ Phoenix, 06/18/24	Had 5+ Steals	5 STL, DiJonai Carrington: (NYL W, 82-74) vs. Connecticut, 07/16/24
12 FGM, Breanna Stewart: (NYL L, 79-88) vs. Minnesota, 09/15/24	Made 10+ Field Goals	11 FGM, Skylar Diggins: (NYL W, 98-85) @ Seattle, 08/30/24
15 FGM, Breanna Stewart: (NYL W, 100-89) @ Indiana, 08/13/23	Made 15+ Field Goals	17 FGM, Liz Cambage: (NYL L, 87-104) @ Dallas, 07/17/18
7 3FGM, Sabrina Ionescu: (NYL L, 83-88) vs. Minnesota, 07/28/23	Made 7+ 3-Pointers	7 3FGM, Jewell Loyd: (NYL L, 83-99) vs. Seattle, 08/20/21
12 3FGM, Sabrina Ionescu: (NYL L, 79-88) vs. Minnesota, 09/15/24	10+ 3-Pointer Attempts	10 3FGM, Kelsey Plum: (NYL W, 75-71) vs. Las Vegas, 09/08/24
15 FTM, Kia Nurse: (NYL W, 98-92) @ Los Angeles, 06/15/19	Made 15+ Free Throws	15 FTM, Breanna Stewart: (NYL L, 71-79 (OT)) @ Seattle, 05/27/22
5 TO, Jonquel Jones: (NYL W, 98-85) @ Seattle, 08/30/24	5+ Turnovers	7 TO/6 TO, Brittney Griner/Natasha Cloud: (NYL W, 84-70) @ Phoenix, 08/26/24
11 FGM/10 FGM, Han Xu/Sabrina Ionescu: (NYL W, 116-107) @ Las Vegas, 07/06/22	Two Players with 10+ Field Goals Made	11 FGM/10 FGM, Brittney Griner/Skylar Diggins-Smith: (NYL L, 79-106) vs. Phoenix, 08/25/21
5 3FGM/5 3FGM, Marine Johannès/Sabrina Ionescu: (NYL W, 89-77) @ Atlanta, 06/24/22	Two Players with 5+ 3-Pointers Made	* Never Has Happened *
Breanna Stewart (33 PTS)/Sabrina Ionescu (24 PTS)/Kayla Thornton (20 PTS): (NYL W, 98-88) vs. Los Angeles, 06/22/24	Three Players with 20+ Points	Kelsey Plum (27 PTS)/A'ja Wilson (23 PTS)/Jackie Young (23 PTS): (NYL L, 101-107) vs. Las Vegas, 07/12/22
12 PTS, 12 REB, 12 AST, Sabrina Ionescu: (NYL W, 86-82) vs. Seattle, 07/25/23	Had a triple-double	19 PTS, 12 REB, 13 AST, Caitlin Clark: (NYL L, 78-83) @ Indiana, 07/06/24
1st period, Sabrina Ionescu: (NYL W, 82-74) vs. Connecticut, 07/16/24	Had a four-point play	3rd period, Karlie Samuelson: (NYL W, 87-71) @ Washington, 09/17/24
A TEAM...		
.612 (41-67), (NYL W, 107-84) vs. Chicago, 07/15/18	Shot .600+ from the field	* Never Has Happened *
32 PTS, (NYL W, 99-67) @ Dallas, 09/12/24	Won by 20+ points	34 PTS, (NYL L, 74-108) vs. Las Vegas, 07/14/22
32 PTS, (NYL W, 99-67) @ Dallas, 09/12/24	Won by 30+ points	34 PTS, (NYL L, 74-108) vs. Las Vegas, 07/14/22
62 REB, (NYL L, 67-83) @ Phoenix, 09/05/20	Had 60+ rebounds	64 REB, (NYL L, 86-92 (OT)) vs. Indiana, 05/13/22
35 AST, (NYL W, 116-107) @ Las Vegas, 07/06/22	Had 35+ assists	* Never Has Happened *
33 AST, (NYL W, 105-91) @ Dallas, 09/10/24	Had 30+ assists	32 AST, (NYL L, 81-98) @ Las Vegas, 06/29/23
10 BLK, (NYL W, 77-70) vs. Seattle, 09/05/24	Had 10+ blocks	10 BLK, (NYL L, 76-103) @ Las Vegas, 06/17/21
16 STL, (NYL W, 81-66) @ Seattle, 07/02/23	Had 15+ steals	16 STL, (NYL L, 65-92) vs. Connecticut, 05/17/22
1st OT, (NYL W, 95-90 (OT)) @ Connecticut, 08/24/23	Overtime Win	1st OT, (NYL L, 81-92 (OT)) vs. Atlanta, 06/30/22
44 PTS (1st), (NYL W, 101-83) vs. Indiana, 07/23/23	40+ points scored in a quarter	42 PTS (4th), (NYL L, 92-101) @ Chicago, 08/07/19
73 PTS (2nd), (NYL L, 101-107) vs. Las Vegas, 07/12/22	70+ points scored in a half	71 PTS (1st), (NYL L, 74-108) vs. Las Vegas, 07/14/22
THE LIBERTY (SINGLE-SEASON)...		
8/30/2024 — 9/12/2024 (5)	Won 5 straight	--
6/30/2024 — 8/22/2024 (6)	Won 5 straight at home	--
7/10/2024 — 8/26/2024 (5)	Won 5 straight on road	--
8/20/2022 — 5/19/2023 (5)	Lost 5 straight	--
7/17/2018 — 8/19/2018 (13)	Lost 10 straight	--
7/25/2020 — 9/13/2020 (11)	Lost 5 straight at home	--
7/7/2022 — 8/8/2022 (6)	Lost 5 straight on road	--





TEAM TREND	TTL	LAST GAME	TEAM TREND	TTL	LAST GAME
<4 Liberty w/ 10+ pts	7-6	vs. CHI 8/21/25	Liberty shoot 50.0% or better	7-1	@ LAS 8/12/25
4+ Liberty w/ 10+ pts	15-8	vs. MIN 8/19/25	Opp shoots 50.0% or better	0-4	vs. CHI 8/21/25
5+ Liberty w/ 10+ pts	10-4	vs. MIN 8/19/25	Liberty shoot 45.0% or better	12-4	@ MIN 8/16/25
6+ Liberty w/ 10+ pts	2-2	@ MIN 8/16/25	Liberty shoot 44.0% or below	10-8	vs. CHI 8/21/25
7+ Liberty w/ 10+ pts	0-0		Liberty shoot 40.0% or below	3-2	@ CON 8/1/25
8+ Liberty w/ 10+ pts	0-0		Opp shoots 45.0% or better	2-9	vs. CHI 8/21/25
Liberty no 20+ pt scorer	5-5	@ MIN 8/16/25	Opp shoots 40.0% or below	10-1	@ LVA 8/13/25
Opp no 20+ pt scorer	13-3	vs. MIN 8/19/25	Liberty w/10+ 3-pointers made	15-4	vs. CHI 8/21/25
2+ Liberty w/20+ pt scorer	9-3	@ LAS 8/12/25	Opp w/10+ 3-pointers made	7-6	@ LVA 8/13/25
2+ Opp w/20+ pt scorer	1-7	vs. CHI 8/21/25	Liberty w/15+ 3-pointers made	2-0	vs. CON 6/1/25
3+ Liberty w/20+ pt scorer	1-0	@ LAS 8/12/25	Opp w/15+ 3-pointers made	0-3	@ MIN 7/30/25
3+ Opp w/20+ pt scorer	0-0		Liberty 3FG% 40.0% or better	9-0	vs. MIN 8/19/25
Liberty w/30+ pt scorer	2-4	@ CON 8/3/25	Opp 3FG% 40.0% or better	2-5	vs. MIN 8/10/25
Opp w/30+ pt scorer	1-2	@ MIN 7/30/25	Liberty FT% 80.0 or better	17-8	vs. CHI 8/21/25
All 5 Starters w/10+ pts	4-0	vs. MIN 8/19/25	Opp FT% 80.0 or better	9-5	vs. CHI 8/21/25
Opp 5 Starters w/10+ pts	0-0		Liberty FT% below 70.0	1-1	@ MIN 8/16/25
2+ reserves w/10+ pts	1-2	@ MIN 8/16/25	Opp FT% below 70.0	6-6	@ MIN 8/16/25
Opp 2+ reserves w/10+ pts	3-3	vs. MIN 8/19/25	Liberty FTM >= Opp FTA	11-4	vs. MIN 8/19/25
3+ reserves w/10+ pts	0-1	@ PHO 6/27/25	Opp FTM >= Liberty FTA	5-4	vs. CHI 8/21/25
Opp 3+ reserves w/10+ pts	1-0	vs. MIN 8/19/25	Liberty FG% >= Opp FG%	16-3	vs. MIN 8/19/25
Liberty <20 pts. in 1st qtr	4-6	@ MIN 8/16/25	Opp FG% >= Liberty FG%	3-9	vs. CHI 8/21/25
Opp <20 pts. in 1st qtr	9-2	@ DAL 8/8/25	Liberty w/30+ FTA	2-1	@ IND 6/14/25
Liberty w/30+ pts in 1st qtr	3-0	vs. IND 7/16/25	Opp w/30+ FTA	0-1	@ MIN 8/16/25
Opp w/30+ pts in 1st qtr	2-2	@ LAS 8/12/25	Liberty w/20+ asts	17-8	vs. CHI 8/21/25
Liberty under 50 pts 1st half	15-13	vs. CHI 8/21/25	Opp w/20+ asts	9-12	@ MIN 8/16/25
Opp under 50 pts 1st half	22-9	vs. CHI 8/21/25	Liberty w/25+ asts	8-0	@ LAS 8/12/25
Liberty 50+ pts 1st half	7-1	@ LAS 8/12/25	Opp w/25+ asts	1-5	@ MIN 7/30/25
Opp 50+ pts 1st half	0-5	@ MIN 7/30/25	Liberty w/30+ asts	2-0	vs. IND 7/16/25
Liberty 60+ pts in 1st half	1-0	vs. CON 6/1/25	Opp w/30+ asts	0-1	@ PHO 6/27/25
Opp 60+ pts in 1st half	0-2	@ DAL 7/28/25	Liberty asts >= Opp asts	15-3	vs. CHI 8/21/25
Liberty lead by 10+ pts	18-1	vs. MIN 8/19/25	Opp asts >= Liberty asts	6-11	vs. MIN 8/10/25
Opp leads by 10+ pts	5-12	@ MIN 8/16/25	Liberty w/12 or fewer TOs	12-6	vs. MIN 8/19/25
Games decided by 10+ points	12-6	vs. MIN 8/19/25	Opp w/12 or fewer TOs	8-10	vs. MIN 8/19/25
Games decided by 4-9 points	8-7	vs. CHI 8/21/25	Liberty w/20+ TOs	1-2	@ CON 8/3/25
Games decided by 3 or less points	2-1	vs. LAS 7/26/25	Opp w/20+ TOs	3-0	vs. CHI 6/10/25
Both teams score 100+ pts	0-0		Liberty TO >= Opp TO	7-8	vs. MIN 8/19/25
Both teams under 100 pts	20-10	vs. CHI 8/21/25	Opp TO >= Liberty TO	11-3	@ DAL 8/8/25
Liberty score under 100 pts	20-14	vs. CHI 8/21/25	Liberty w/50+ REB	1-0	@ WAS 5/30/25
Opp scores under 100 pts	22-10	vs. CHI 8/21/25	Opp w/50+ REB	3-1	@ CON 8/1/25
Liberty score 100+ pts	2-0	@ LAS 8/12/25	Liberty REB >= Opp REB	9-1	vs. MIN 8/19/25
Opp scores 100+ pts	0-4	@ MIN 7/30/25	Opp REB >= Liberty REB	12-13	vs. CHI 8/21/25
Liberty score 110+ pts	0-0		Liberty w/10+ more REB than Opp	2-1	vs. MIN 8/19/25
Opp scores 110+ pts	0-0		Opp w/10+ more REB than NYL	5-7	vs. CHI 8/21/25
Liberty tied or lead after the 3rd qtr	20-4	vs. CHI 8/21/25	Liberty w/10+ stls	8-2	@ DAL 8/8/25
Liberty tied or lead at halftime	17-4	vs. CHI 8/21/25	Opp w/10+ stls	3-6	vs. CHI 8/21/25
Liberty tied or lead after 1st qtr	16-7	vs. CHI 8/21/25	2+ Liberty w/double-double	1-0	vs. MIN 8/19/25
Liberty trailing after the 3rd qtr	2-10	vs. MIN 8/10/25	2+ Opp w/double-double	1-2	vs. CHI 8/21/25
Liberty trailing at halftime	5-10	@ MIN 8/16/25	3+ Liberty w/double-double	0-0	
Liberty trailing after 1st qtr	6-7	@ MIN 8/16/25	3+ Opp w/double-double	0-0	
1st game Back-to-Back	3-0	@ LAS 8/12/25	Liberty PITP >= Opp PITP	11-5	@ MIN 8/16/25
2nd game Back-to-Back	1-2	@ LVA 8/13/25	Opp PITP >= Liberty PITP	10-9	vs. CHI 8/21/25
1st game after a win	14-8	vs. CHI 8/21/25	Liberty 2CP >= Opp 2CP	8-2	vs. MIN 8/19/25
1st game after a loss	7-6	vs. MIN 8/19/25	Opp 2CP >= Liberty 2CP	13-11	vs. CHI 8/21/25
On Monday	0-1	@ DAL 7/28/25	Liberty FB Pts >= Opp FB Pts	14-8	@ MIN 8/16/25
On Tuesday	8-0	vs. MIN 8/19/25	Opp FB Pts >= Liberty FB Pts	7-6	vs. CHI 8/21/25
On Wednesday	2-2	@ LVA 8/13/25	+3 Blocks	20-11	vs. CHI 8/21/25
On Thursday	4-2	vs. CHI 8/21/25	+5 Blocks	15-5	@ LAS 8/12/25
On Friday	3-2	@ DAL 8/8/25			
On Saturday	2-3	@ MIN 8/16/25			
On Sunday	3-4	vs. MIN 8/10/25			
May	6-0	@ WAS 5/30/25			
June	5-5	@ ATL 6/29/25			
July	6-4	@ MIN 7/30/25			
August	5-5	vs. CHI 8/21/25			





DATE	OPPONENT	H-R	W-L	SCORE NYL-OPP	HOME RECORD	ROAD RECORD	TOTAL RECORD	LIBERTY HI SCORER	PT	LIBERTY HI REBR	RB	LIBERTY HI ASSISTS	AST	OPPONENT HI SCORER	PT	ATTEND
5/17	LVA	H	W	92-78	1-0	0-0	1-0	B. Stewart	25	J. Jones	10	N. Cloud	9	A. Wilson	31	17,344
5/22	at CHI	R	W	99-74	1-0	1-0	2-0	N. Cloud	18	J. Jones	7	N. Cloud	8	R. Banham	15	9,025
5/24	at IND	R	W	90-88	1-0	2-0	3-0	J. Jones	26	J. Jones	12	N. Cloud	6	A. Boston	27	17,274
5/27	GSV	H	W	95-67	2-0	2-0	4-0	B. Stewart	24	J. Jones	10	N. Cloud	10	V. Burton/K. Thornton	13	14,774
5/29	GSV	H	W	82-77	3-0	2-0	5-0	B. Stewart	27	L. Fiebich	8	N. Cloud	5	J. Salaün	18	14,951
5/30	at WAS	R	W	85-63	3-0	3-0	6-0	S. Ionescu	28	J. Jones	18	B. Stewart	7	B. Sykes	20	4,200
6/1	CON	H	W	100-52	4-0	3-0	7-0	S. Ionescu	18	J. Jones	11	N. Cloud	7	T. Charles/J. Sheldon	10	17,415
6/5	at WAS	R	W	86-78	4-0	4-0	8-0	B. Stewart	26	B. Stewart	11	S. Ionescu	7	K. Iriafen	17	4,200
6/10	CHI	H	W	85-66	5-0	4-0	9-0	S. Ionescu	23	B. Stewart	7	S. Ionescu	7	A. Reese	17	16,081
6/14	at IND	R	L	88-102	5-0	4-1	9-1	S. Ionescu	34	N. Sabally	9	N. Cloud	5	C. Clark	32	17,274
6/17	ATL	H	W	86-81	6-0	4-1	10-1	S. Ionescu	34	J. Jones	10	S. Ionescu/N. Cloud	5	T. Paopao	16	15,149
6/19	PHO	H	L	81-89	6-1	4-1	10-2	B. Stewart	35	N. Sabally	7	N. Cloud	10	M. Akoa Makani	21	16,383
6/22	at SEA	R	L	79-89	6-1	4-2	10-3	B. Stewart	18	B. Stewart/N. Sabally	9	N. Cloud	8	N. Ogwumike	26	12,500
6/25	at GSV	R	W	81-78	6-1	5-2	11-3	B. Stewart	23	B. Stewart	10	N. Cloud	7	K. Martin	21	18,064
6/27	at PHO	R	L	91-106	6-1	5-3	11-4	B. Stewart	17	N. Sabally	6	S. Ionescu/N. Cloud	7	S. Sabally	25	12,009
6/29	at ATL	R	L	81-90	6-1	5-4	11-5	B. Stewart	21	B. Stewart	9	N. Cloud	6	B. Jones	21	3,265
7/3	LAS	H	W	89-79	7-1	5-4	12-5	N. Cloud	23	B. Stewart	14	N. Cloud	7	D. Hamby	25	15,956
7/6	SEA	H	L	70-79	7-2	5-4	12-6	S. Ionescu	22	S. Ionescu	9	S. Ionescu	6	G. Williams	16	15,515
7/8	LVA	H	W	87-78	8-2	5-4	13-6	S. Ionescu	28	L. Fiebich	9	S. Ionescu	8	J. Young	19	15,041
7/13	ATL	H	W	79-72	9-2	5-4	14-6	L. Fiebich	21	B. Stewart	10	S. Ionescu	5	A. Gray	16	17,265
7/16	IND	H	W	98-77	10-2	5-4	15-6	B. Stewart	24	B. Stewart	11	S. Ionescu	9	K. Mitchell	16	17,371
7/22	IND	H	W	98-84	11-2	5-4	16-6	J. Jones	18	J. Jones	9	S. Ionescu	9	K. Mitchell	29	17,365
7/25	PHO	H	W	89-76	12-2	5-4	17-6	S. Ionescu	29	J. Jones	11	S. Ionescu	8	A. Thomas	20	17,515
7/26	LAS	H	L	99-101	12-3	5-4	17-7	S. Ionescu	30	S. Ionescu/J. Jones	8	N. Cloud	9	R. Jackson	24	16,024
7/28	at DAL	R	L	82-92	12-3	5-5	17-8	J. Jones	18	J. Jones	7	N. Cloud	8	A. Ogunbowale/P. Bueckers	20	6,018
7/30	at MIN	R	L	93-100	12-3	5-6	17-9	S. Ionescu	31	J. Jones	7	N. Cloud	7	N. Collier	30	10,824
8/1	at CON	R	L	62-78	12-3	5-7	17-10	S. Ionescu	23	S. Ionescu/S. Talbot	7	S. Ionescu	5	M. Mabrey	18	8,664
8/3	at CON	R	W	87-78	12-3	6-7	18-10	S. Ionescu	36	S. Ionescu	11	S. Ionescu/N. Cloud/J. Jones/S. Talbot	4	T. Charles	17	8,747
8/5	DAL	H	W	85-76	13-3	6-7	19-10	J. Jones	15	J. Jones	10	N. Cloud	6	P. Bueckers	21	17,306
8/8	at DAL	R	W	88-77	13-3	7-7	20-10	S. Ionescu	16	E. Meesseman	8	E. Meesseman	7	A. Ogunbowale	17	6,251
8/10	MIN	H	L	71-83	13-4	7-7	20-11	N. Cloud	14	J. Jones/N. Cloud	6	J. Jones/S. Ionescu/N. Cloud	5	K. McBride	18	17,343
8/12	at LAS	R	W	105-97	13-4	8-7	21-11	E. Meesseman	24	J. Jones	11	S. Ionescu	6	K. Plum	26	11,862
8/13	at LVA	R	L	77-83	13-4	8-8	21-12	E. Meesseman	24	E. Meesseman	10	J. Jones	5	J. Loyd	21	10,417
8/16	at MIN	R	L	80-86	13-4	8-9	21-13	J. Jones	17	S. Ionescu	10	N. Cloud	6	C. Williams	26	10,810
8/19	MIN	H	W	85-75	14-4	8-9	22-13	J. Jones	22	J. Jones	10	S. Ionescu	11	C. Williams	17	16,864
8/21	CHI	H	L	85-91	14-5	8-9	22-14	J. Jones	25	J. Jones/E. Meesseman	7	E. Meesseman	6	K. Cardoso	22	15,887
8/23	at ATL	--	--	--	--	--	--	--	--	--	--	--	--	--	--	--
8/25	CON	--	--	--	--	--	--	--	--	--	--	--	--	--	--	--
8/28	WAS	--	--	--	--	--	--	--	--	--	--	--	--	--	--	--
8/30	at PHO	--	--	--	--	--	--	--	--	--	--	--	--	--	--	--
9/2	at GSV	--	--	--	--	--	--	--	--	--	--	--	--	--	--	--
9/5	at SEA	--	--	--	--	--	--	--	--	--	--	--	--	--	--	--
9/9	WAS	--	--	--	--	--	--	--	--	--	--	--	--	--	--	--
9/11	at CHI	--	--	--	--	--	--	--	--	--	--	--	--	--	--	--





WNBA

	LEAGUE	GAMES	W-L	PCT	GB	CONF	DIV	HOME	AWAY	L10	STRK	CONF	DIV
Minnesota Lynx	1	35	28-7	.800	0	17-2	0-0	17-1	11-6	7-3	L2	1	0
Atlanta Dream	2	36	23-13	.639	0	11-6	0-0	11-5	12-8	8-2	W1	1	0
Las Vegas Aces	3	37	23-14	.622	6.0	14-8	0-0	14-5	9-9	9-1	W9	2	0
New York Liberty	4	36	22-14	.611	1.0	11-4	0-0	14-5	8-9	5-5	L1	2	0
Phoenix Mercury	5	35	21-14	.600	7.0	11-9	0-0	11-6	10-8	5-5	L1	3	0
Indiana Fever	6	35	19-16	.543	3.5	11-8	0-0	10-8	9-8	6-4	W1	3	0
Golden State Valkyries	7	35	18-17	.514	10.0	7-11	0-0	10-7	8-10	6-4	L2	4	0
Seattle Storm	8	36	18-18	.500	10.5	9-11	0-0	8-10	10-8	3-7	W1	5	0
Los Angeles Sparks	9	35	17-18	.486	11.0	7-12	0-0	7-10	10-8	6-4	W1	6	0
Washington Mystics	10	36	16-20	.444	7.0	8-9	0-0	10-8	6-12	3-7	L2	4	0
Chicago Sky	11	35	9-26	.257	13.5	3-14	0-0	5-13	4-13	2-8	W1	5	0
Dallas Wings	12	36	9-27	.250	19.5	3-15	0-0	5-13	4-14	2-8	L3	7	0
Connecticut Sun	13	35	8-27	.229	14.5	6-9	0-0	6-12	2-15	4-6	W2	6	0

EASTERN CONFERENCE

	CONF	GAMES	W-L	PCT	GB	CONF	DIV	HOME	AWAY	L10	STRK	LEAGUE	DIV
Atlanta Dream	1	36	23-13	.639	0	11-6	0-0	11-5	12-8	8-2	W1	2	0
New York Liberty	2	36	22-14	.611	1.0	11-4	0-0	14-5	8-9	5-5	L1	4	0
Indiana Fever	3	35	19-16	.543	3.5	11-8	0-0	10-8	9-8	6-4	W1	6	0
Washington Mystics	4	36	16-20	.444	7.0	8-9	0-0	10-8	6-12	3-7	L2	10	0
Chicago Sky	5	35	9-26	.257	13.5	3-14	0-0	5-13	4-13	2-8	W1	11	0
Connecticut Sun	6	35	8-27	.229	14.5	6-9	0-0	6-12	2-15	4-6	W2	13	0

WESTERN CONFERENCE

	CONF	GAMES	W-L	PCT	GB	CONF	DIV	HOME	AWAY	L10	STRK	LEAGUE	DIV
Minnesota Lynx	1	35	28-7	.800	0	17-2	0-0	17-1	11-6	7-3	L2	1	0
Las Vegas Aces	2	37	23-14	.622	6.0	14-8	0-0	14-5	9-9	9-1	W9	3	0
Phoenix Mercury	3	35	21-14	.600	7.0	11-9	0-0	11-6	10-8	5-5	L1	5	0
Golden State Valkyries	4	35	18-17	.514	10.0	7-11	0-0	10-7	8-10	6-4	L2	7	0
Seattle Storm	5	36	18-18	.500	10.5	9-11	0-0	8-10	10-8	3-7	W1	8	0
Los Angeles Sparks	6	35	17-18	.486	11.0	7-12	0-0	7-10	10-8	6-4	W1	9	0
Dallas Wings	7	36	9-27	.250	19.5	3-15	0-0	5-13	4-14	2-8	L3	12	0





WNBA

	PPG	FGM/G	FG%	3FGM/ G	3FG%	FT%	ORPG	DRPG	RPG	APG	SPG	TOV/G	BPG	PF/G
Atlanta	5	8	7	4	6	7	7	*1	*1	4	10	3	5	13
Chicago	12	10	11	11	10	11	2	5	2	10	13	13	7	6
Connecticut	13	12	12	12	13	5	9	13	12	13	3	7 T	8	*1
Dallas	8	6	10	10	12	4	*1	7	3	8	7	9	6	2
Golden State	11	13	13	2	11	3	3	3	4	12	11	7 T	13	7
Indiana	4	3	4	8	4	9	5	10	9	7	5	10	12	3
Las Vegas	7	9	9	7	7	2	6	9	7	11	8	4	3	10
Los Angeles	*1	4	2	6	3	12	10	11	11	5	9	11	11	8
Minnesota	3	*1	*1	3	*1	10	8	6	6	*1	2	2	*1	12
New York	2	5	3	*1	2	*1	12	2	8	2	4	6	4	11
Phoenix	6	7	8	5	9	6	4	4	5	6	6	5	9	5
Seattle	9	2	5	9	8	8	13	12	13	3	*1	*1	2	9
Washington	10	11	6	13	5	13	11	8	10	9	12	12	10	4

EASTERN CONFERENCE

	PPG	FGM/G	FG%	3FGM/ G	3FG%	FT%	ORPG	DRPG	RPG	APG	SPG	TOV/G	BPG	PF/G
Atlanta	3	3	4	2	4	3	3	*1	*1	2	4	*1	2	6
Chicago	5	4	5	4	5	5	*1	3	2	5	6	6	3	4
Connecticut	6	6	6	5	6	2	4	6	6	6	*1	3	4	*1
Indiana	2	*1	2	3	2	4	2	5	4	3	3	4	6	2
New York	*1	2	*1	*1	*1	*1	6	2	3	*1	2	2	*1	5
Washington	4	5	3	6	3	6	5	4	5	4	5	5	5	3

WESTERN CONFERENCE

	PPG	FGM/G	FG%	3FGM/ G	3FG%	FT%	ORPG	DRPG	RPG	APG	SPG	TOV/G	BPG	PF/G
Dallas	5	4	6	7	7	3	*1	4	*1	5	4	6	4	*1
Golden State	7	7	7	*1	6	2	2	*1	2	7	7	5	7	3
Las Vegas	4	6	5	5	3	*1	4	5	5	6	5	3	3	6
Los Angeles	*1	3	2	4	2	7	6	6	6	3	6	7	6	4
Minnesota	2	*1	*1	2	*1	6	5	3	4	*1	2	2	*1	7
Phoenix	3	5	4	3	5	4	3	2	3	4	3	4	5	2
Seattle	6	2	3	6	4	5	7	7	7	2	*1	*1	2	5

* = WNBA leader | T = Tied for position





GAME	BURKE	CLOUD	FIEBICH	GARDNER	HARRISON	IONESCU	JOHANNÉS	JONES	MEESSEMAN	SABALLY	STEWART	TALBOT
5/17/25 vs. Aces	11	9	7	7	0	7	-1	19	--	3	8	--
5/22/25 at Sky	13	27	16	3	-3	5	24	15	--	7	24	--
5/24/25 at Fever	10	13	-2	-7	0	11	-10	2	--	0	-7	--
5/27/25 vs. Valkyries	5	20	13	16	7	24	8	23	--	0	21	--
5/29/25 vs. Valkyries	6	14	8	-10	-4	4	-4	0	--	0	11	--
5/30/25 at Mystics	3	13	23	4	-2	20	2	23	--	0	20	--
6/1/25 vs. Sun	1	44	43	5	8	38	22	40	--	0	44	--
6/5/25 at Mystics	-7	10	13	14	1	5	-1	-1	--	0	6	--
6/10/25 vs. Sky	12	14	18	5	0	30	4	0	--	12	14	--
6/14/25 at Fever	-11	-19	--	0	-14	-10	-13	0	--	3	-6	--
6/17/25 vs. Dream	-11	-4	--	8	-3	11	23	8	--	-3	-2	--
6/19/25 vs. Mercury	-5	-2	--	-1	-7	-10	-5	-1	--	-1	-2	--
6/22/25 at Storm	-7	-16	--	-2	-1	0	-10	0	--	-5	-5	--
6/25/25 at Valkyries	1	-7	--	9	5	-8	12	I - INJ	--	-3	6	--
6/27/25 at Mercury	-11	-16	--	-1	7	-9	-5	0	--	-22	-20	--
6/29/25 at Dream	3	-8	--	-11	9	-19	1	I - INJ	--	-6	-14	--
7/3/25 vs. Sparks	2	18	6	-3	10	8	-6	0	--	3	12	--
7/6/25 vs. Storm	1	-13	-20	-14	0	-11	5	0	--	6	-15	--
7/8/25 vs. Aces	12	0	5	9	0	13	1	0	--	2	7	--
7/13/25 vs. Dream	9	-1	4	-4	7	4	7	0	--	0	9	--
7/16/25 vs. Fever	3	28	18	2	3	18	3	0	--	18	23	--
7/22/25 vs. Fever	14	2	10	0	6	-1	17	8	--	0	12	2
7/25/25 vs. Mercury	16	20	-3	1	0	8	15	7	--	0	9	-8
7/26/25 vs. Sparks	-11	-5	0	-6	-3	9	5	0	--	I - R	-2	3
7/28/25 at Wings	I - INJ	3	-4	5	-12	-17	-9	-10	--	I - INJ	I - INJ	2
7/30/25 at Lynx	0	-1	-10	-3	-3	-3	1	-3	--	0	0	-13
8/1/25 at Sun	0	-11	-14	-6	-20	-11	6	-8	0	0	0	-16
8/3/25 at Sun	0	7	4	5	7	7	2	4	6	0	0	3
8/5/25 vs. Wings	0	4	2	6	6	5	6	7	1	0	0	8
8/8/25 at Wings	I - INJ	8	14	3	-1	4	11	8	25	I - INJ	I - INJ	-17
8/10/25 vs. Lynx	0	2	-12	0	-6	-10	-10	-12	-6	0	0	-6
8/12/25 at Sparks	0	-4	6	6	0	4	10	7	1	0	0	10
8/13/25 at Aces	7	-1	-7	-6	0	-12	0	-2	0	0	0	-9
8/16/25 at Lynx	-6	-4	-5	0	0	-6	2	-5	-4	0	0	-2
8/19/25 vs. Lynx	6	8	10	0	0	16	-1	16	-2	0	0	-3
8/21/25 vs. Sky	-2	-5	-11	4	0	-10	-1	-13	3	0	0	5
Season Totals:	64	147	132	38	-3	114	111	132	24	14	153	-41
Per Game:	1.88	4.08	4.55	1.06	-0.08	3.17	3.08	3.88	2.40	0.42	4.50	-2.73
Per 48:	5.06	6.92	7.65	4.80	-0.46	4.94	7.89	9.79	4.60	2.31	9.72	-10.09





Sandy Brondello

Head Coach – 2 Time WNBA Champion (2014, 2024)



Veteran WNBA coach, player, and former Australian Olympian Sandy Brondello was named the ninth head coach in Liberty franchise history in January 2022. Brondello joined New York after an eight-year head coaching tenure with the Phoenix Mercury where she led the team to a playoff appearance in each of her eight seasons. A two-time WNBA Champion head coach, Brondello holds an overall regular season record of 244-164 (.598) over her 12 combined seasons at the helm of the New York Liberty, Phoenix Mercury and San Antonio Silver Stars - making her the sixth-winningest coach in WNBA history.

Additionally, Brondello has compiled a 39-30 postseason record throughout her head coaching career, ranking her as the second-winningest coach in league postseason history. In 2014, Sandy was named the WNBA Coach of the Year after she led Phoenix to a WNBA regular season-record 29 wins and capped the season with a WNBA Championship. In 2023, Brondello led the Liberty to the Commissioner's Cup Championship and first WNBA Finals appearance since 2002.

Brondello made history in 2024 after leading the New York Liberty to its first WNBA Championship in franchise history and the city's first professional basketball championship since 1973.

A 20-year veteran of the WNBA coaching ranks, Brondello has been affiliated with the league for 25 of its 28 seasons, including her time as a player. A proven winner internationally and in the WNBA, her 20 total years as an assistant coach and head coach have featured 17 playoff appearances, highlighted by a perfect 12-for-12 in postseason berths as a head coach.

In those 12 postseasons, Sandy led her teams to nine Semifinals round berths (formerly conference finals) and four WNBA Finals appearances in 2014, 2021, 2023, 2024 – including two titles. Prior to her time with the Mercury, Brondello served as lead assistant coach for the Los Angeles Sparks (2011-13) under 2012 WNBA Coach of the Year Carol Ross. Brondello led the San Antonio Silver Stars to a 2010 playoff berth in her debut season at the helm following five seasons on the Silver Stars bench as an assistant under Dan Hughes (2005-09), the fifth-winningest coach in league history.

A 2010 inductee into the Australian Basketball Hall of Fame, Brondello was named the 11th head coach for the Australian Women's National Basketball team on April 17, 2017. Brondello led the Australian National Team to a Bronze medal in the Paris Olympics Games, and most recently, re-signed with the Opals for the 2028 Los Angeles Summer Olympics. In addition to her work internationally with the Australian Women's National Basketball team, Brondello previously served as an assistant coach with UMMC Ekaterinburg in Russia from 2012-2017.

Brondello finished a stellar 17-year professional playing career with a five-year run in the WNBA in which she played for Detroit (1998-99), Miami (2001-02) and Seattle (2003), and was named a 1999 WNBA All-Star. She began her career with the Women's National Basketball League (WNBL) in Australia (1986-96) and was named the league MVP in 1995. The 5-7 guard was a 10-time German Cup champion while playing with BTV Wuppertal (1992-2002), a three-time European Cup All-Star selection (1994, 1996, 1997), and the 1996 European Cup MVP when she led her team to the title.


An 18-year member of the Australian National Team, Brondello is a four-time Olympian, a two-time silver medalist (2000, 2004) and was named the 1992 Australian International Player of the Year.

Brondello is married to Liberty assistant coach, Olaf Lange, and the couple have two children, Brody and Jayda.

ASSISTANT COACHES



**OLAF
LANGE**



**SONIA
RAMAN**



**ZACH
O'BRIEN**





#22 Kennedy Burke

Guard • 6-1 • 182lbs • 28 • UCLA/USA

5 Years Pro

WNBA Champion with New York Liberty (2024). Two-time Ligue Féminine de Basketball (LFB) Most Valuable Player (2023, 2024). Drafted No. 22 overall by Dallas Wings in the 2019 WNBA Draft. (she/her/hers)

2025-26												2025-26 HIGHS		CAREER HIGHS	
GP	GS	PPG	RPG	APG	SPG	BPG	MPG	FG%	3FG%	FT%		PTS			
2025-26	28	6	8.4	2.2	1.2	0.96	0.54	21.7	.469	.435	.750	6	2 times (NYL @ GSV, 6/25/25)	7	2 times (IND vs. SEA, 8/20/20)
Career	158	31	5.1	1.6	0.8	0.67	0.32	14.5	.435	.351	.696	14	NYL at GSV 6/25/25	14	IND at GSV 6/25/25
POINTS												2025-26 HIGHS		CAREER HIGHS	
	10+	20+	30+	10+	10+	3+	3+	DBL-DBL	TPL-DBL			3FGM			
2025-26	11	1	--	--	--	1	3	--	--			4	4 times (NYL vs. LAS, 7/3/25)	4	5 times (NYL vs. LAS, 7/3/25)
												3FGA	9	9	9
												FTM	4	4	7
												FTA	4	4	9
												OREB	4	4	9
												DREB	6	6	6
												TREB	7	7	7
												ASTS	4	4	4
												STLS	6	6	6
												BLKS	3	3	4
												MINS	32	32	34



#9 Natasha Cloud

Guard • 5-10 • 160lbs • 33 • St. Joseph's (PA)/USA

10 Years Pro

WNBA Assists Leader (2022). WNBA All-Defensive First Team (2022). WNBA Champion with Washington Mystics (2019). WNBA All-Defensive Second Team (2019, 2024). (she/her/hers)

2025-26												2025-26 HIGHS		CAREER HIGHS	
GP	GS	PPG	RPG	APG	SPG	BPG	MPG	FG%	3FG%	FT%		PTS			
2025-26	35	35	10.1	3.7	5.4	1.26	0.29	29.1	.430	.331	.864	8	3 times (NYL vs. LAS, 7/26/25)	10	2 times (PHO @ LAS, 7/7/24)
Career	321	277	8.7	3.3	5.3	1.04	0.24	28.2	.389	.312	.811	17	NYL vs. LVA 5/17/25	21	WAS at MIN 7/26/23
POINTS												2025-26 HIGHS		CAREER HIGHS	
	10+	20+	30+	10+	10+	3+	3+	DBL-DBL	TPL-DBL			3FGM			
2025-26	19	4	--	--	2	--	3	--	--			4	4 times (PHO @ IND, 8/16/24)	5	2 times (PHO @ IND, 8/16/24)
												3FGA	7	7	11
												FTM	6	6	10
												FTA	6	6	11
												OREB	2	2	3
												DREB	6	6	9
												TREB	7	7	9
												ASTS	10	10	15
												STLS	5	5	6
												BLKS	2	2	3
												MINS	35	35	44



#13 Leonie Fiebich

Forward • 6-4 • 150lbs • 25 • /Germany

2 Years Pro

WNBA Champion with New York Liberty (2024). WNBA All-Rookie Team (2024). Two-time LF Endesa Most Valuable Player in Spain (2023, 2024). Olympian (2024). (she/her/hers)

2025-26												2025-26 HIGHS		CAREER HIGHS	
GP	GS	PPG	RPG	APG	SPG	BPG	MPG	FG%	3FG%	FT%		PTS			
2025-26	29	29	9.1	3.8	1.8	0.97	0.48	28.6	.520	.452	.889	8	8 times (NYL vs. ATL, 7/13/25)	8	8 times (NYL vs. ATL, 7/13/25)
Career	69	44	7.7	3.3	1.8	0.96	0.30	24.1	.497	.441	.829	12	NYL at DAL 8/8/25	13	NYL vs. DAL 8/22/24
POINTS												2025-26 HIGHS		CAREER HIGHS	
	10+	20+	30+	10+	10+	3+	3+	DBL-DBL	TPL-DBL			3FGM			
2025-26	12	2	--	--	--	3	1	--	--			4	4 times (NYL vs. ATL, 7/13/25)	4	5 times (NYL vs. ATL, 7/13/25)
												3FGA	6	6	9
												FTM	5	5	5
												FTA	6	6	6
												OREB	3	3	5
												DREB	8	8	8
												TREB	9	9	9
												ASTS	6	6	6
												STLS	3	3	4
												BLKS	3	3	3
												MINS	34	34	34





#7 Rebekah Gardner

Guard • 6-1 • 130lbs • 35 • UCLA/USA

2 Years Pro

Named to 2022 All-WNBA Rookie Team. Recorded a career-high of 18 points and 10 rebounds, recording her first career double-double in the WNBA 7/14/2022 at Los Angeles. (she/her/hers)

	GP	GS	PPG	RPG	APG	SPG	BPG	MPG	FG%	3FG%	FT%	2025-26 HIGHS				CAREER HIGHS			
2025-26	33	4	3.5	1.7	0.6	0.52	0.18	11.5	.477	.429	.864	PTS	12 NYL at SEA 6/22/25	18 CHI at LAS 7/14/22					
Career	71	6	6.1	2.6	1.0	1.01	0.37	16.9	.519	.402	.830	FGM	5 NYL at SEA 6/22/25	8 CHI at LAS 7/14/22					
												FGA	10 NYL at GSV 6/25/25	12 2 times (CHI @ NYL, 7/23/22)					
POINTS			REB			AST	BLK	STL											
	10+	20+	30+	10+	10+	3+	3+	DBL-DBL	TPL-DBL										
2025-26	3	--	--	--	--	--	--	--	--										
RECENT GAMES																			
OPPONENT	W/L	MIN	FG-A	3P-A	FT-A	OR	DR	TR	A	PF	ST	TO	BS	PTS					
8/21 vs. CHI	L	4:15	1-2	1-1	0-0	0	0	0	1	2	0	0	0	3					
8/19 vs. MIN	W																		
8/16 at MIN	L																		
8/13 at LVA	L	5:02	0-0	0-0	0-0	0	1	1	0	0	0	1	0	0					
8/12 at LAS	W	5:55	1-2	1-1	0-0	1	1	2	0	0	0	1	0	3					



#21 Isabelle Harrison

Forward • 6-3 • 183lbs • 31 • Tennessee/USA

7 Years Pro

Community Assist Award (2022). Became the third player in WNBA history to have 20+ points, 8+ rebounds and 4+ steals off the bench on 6/30/2021 vs Chicago Sky, tying her career-high in points (23). AP Comeback Player of the Year (2019). (she/her/hers)

	GP	GS	PPG	RPG	APG	SPG	BPG	MPG	FG%	3FG%	FT%						2025-26 HIGHS					CAREER HIGHS				
2025-26	28	1	5.2	2.8	0.6	0.64	0.07	11.1	.518	.222	.769	PTS	15 NYL at MIN 7/30/25					23 3 times (DAL @ NYL, 7/5/21)								
Career	231	103	7.8	4.5	1.0	0.77	0.41	18.9	.478	.195	.754	FGM	7 NYL at MIN 7/30/25					10 4 times (DAL @ WAS, 8/26/21)								
												FGA	10 NYL at MIN 7/30/25					18 CHI vs. DAL 9/8/24								
												3FGM	1 2 times (NYL vs. IND, 7/16/25)					1 8 times (NYL vs. IND, 7/16/25)								
												3FGA	2 NYL vs. IND 7/16/25					2 3 times (NYL vs. IND, 7/16/25)								
												FTM	4 2 times (NYL @ DAL, 8/8/25)					8 DAL vs. IND 8/20/21								
												FTA	6 NYL at DAL 7/28/25					10 LVA vs. PHO 5/19/17								
												OREB	3 3 times (NYL vs. MIN, 8/10/25)					7 DAL at CON 8/18/19								
												DREB	5 3 times (NYL vs. DAL, 8/5/25)					11 CHI at NYL 7/11/24								
												TREB	6 3 times (NYL vs. ATL, 7/13/25)					13 3 times (DAL @ CON, 8/18/19)								
												ASTS	2 4 times (NYL @ MIN, 7/30/25)					6 LVA vs. CHI 6/30/17								
												STLS	3 2 times (NYL vs. IND, 7/16/25)					4 3 times (DAL vs. MIN, 5/21/22)								
												BLKS	1 2 times (NYL vs. DAL, 8/5/25)					5 2 times (DAL @ ATL, 5/24/19)								
												MINS	21 NYL at ATL 6/29/25					38 DAL at WAS 8/28/21								
RECENT GAMES																										
OPPONENT		W/L	MIN	FG-A	3P-A	FT-A	OR	DR	TR	A	PF	ST	TO	BS	PTS											
8/21 vs. CHI		L																								
8/19 vs. MIN		W																								
8/16 at MIN		L																								
8/13 at LVA		L														NWT - Injury										
8/12 at LAS		W																								



#20 Sabrina Ionescu

Guard • 5-11 • 165lbs • 27 • Oregon/USA

5 Years Pro

WNBA Champion with New York Liberty (2024). All-WNBA Second Team (2022, 2023, 2024). WNBA All-Star (2022, 2023, 2024, 2025). Olympic Gold Medalist (2024). (she/her/hers)

	GP	GS	PPG	RPG	APG	SPG	BPG	MPG	FG%	3FG%	FT%					2025-26 HIGHS				CAREER HIGHS			
2025-26	35	35	19.0	4.8	5.3	1.31	0.43	31.6	.399	.304	.930	PTS	36 NYL at CON 8/3/25				37 NYL at ATL 6/9/23						
Career	178	174	16.9	5.5	5.8	1.01	0.36	31.5	.403	.352	.912	FGM	14 NYL at CON 8/3/25				14 NYL at CON 8/3/25						
												FGA	23 NYL vs. LVA 7/8/25				24 NYL vs. MIN 6/5/22						
												3FGM	6 NYL vs. GSV 5/29/25				8 NYL at ATL 6/9/23						
												3FGA	15 NYL vs. GSV 5/29/25				15 NYL vs. GSV 5/29/25						
												FTM	9 2 times (NYL vs. LVA, 7/8/25)				12 NYL at DAL 8/8/22						
												FTA	10 NYL vs. LVA 7/8/25				12 NYL at DAL 8/8/22						
												OREB	3 2 times (NYL @ CON, 8/3/25)				6 NYL vs. SEA 7/25/23						
												DREB	8 2 times (NYL @ MIN, 8/16/25)				13 NYL vs. CHI 6/12/22						
												TREB	11 NYL at CON 8/3/25				13 3 times (NYL @ LVA, 7/6/22)						
												ASTS	11 NYL vs. MIN 8/19/25				16 NYL vs. PHO 7/31/22						
												STLS	4 2 times (NYL vs. LAS, 7/26/25)				4 4 times (NYL vs. LAS, 7/26/25)						
												BLKS	2 3 times (NYL vs. IND, 7/22/25)				3 2 times (NYL vs. MIN, 7/28/23)						
												MINS	38 NYL vs. ATL 6/17/25				42 NYL vs. ATL 6/30/22						
RECENT GAMES																							
OPPONENT	W/L	MIN	FG-A	3P-A	FT-A	OR	DR	TR	A	PF	ST	TO	BS	PTS									
8/21 vs. CHI	L	30:03	6-14	0-5	4-4	0	3	3	2	6	0	1	0	16									
8/19 vs. MIN	W	34:07	5-18	4-10	3-4	1	3	4	11	2	0	3	1	17									
8/16 at MIN	L	32:54	5-16	2-7	1-2	2	8	10	2	4	2	3	0	13									
8/13 at LVA	L	31:02	6-15	3-9	3-3	0	1	1	1	2	1	1	0	18									
8/12 at LAS	W	32:14	4-8	2-4	4-4	0	3	3	6	1	0	3	0	14									





#23 Marine Johannès

Guard • 5-10 • 134lbs • 30 • /France

3 Years Pro

Olympic Silver Medalist (2024). FIBA EuroCup Women Champion (2023). FIBA EuroCup Women Most Valuable Player (2023). WNBA-Best 3-Point Percentage (43.7%) Among Players with 100-Plus Attempts in 2022. (she/her/hers)

	GP	GS	PPG	RPG	APG	SPG	BPG	MPG	FG%	3FG%	FT%						2025-26 HIGHS					CAREER HIGHS																			
2025-26	36	3	6.9	2.0	1.5	0.64	0.25	18.8	.421	.366	.813						PTS	18 NYL vs. GSV 5/27/25					23 NYL vs. SEA 6/19/22																		
Career	114	18	7.7	1.7	2.1	0.60	0.15	20.1	.432	.386	.808						FGM	7 NYL at SEA 6/22/25					9 NYL vs. SEA 6/19/22																		
																	FGA	13 NYL at SEA 6/22/25					15 NYL vs. ATL 6/13/23																		
	POINTS					REB			AST		BLK		STL								3FGM					6 NYL vs. GSV 5/27/25					6 2 times (NYL vs. GSV, 5/27/25)										
	10+		20+		30+		10+		10+		3+		3+		DBL-DBL			TPL-DBL								3FGA					11 NYL vs. GSV 5/27/25					11 NYL vs. GSV 5/27/25					
2025-26	11		--		--		--		--		--		2		--			--								FTM					3 3 times (NYL @ DAL, 8/8/25)					5 NYL vs. CON 9/1/23					
																										FTA					4 NYL vs. LAS 7/26/25					6 NYL vs. CON 9/1/23					
RECENT GAMES																											OREB					2 2 times (NYL vs. ATL, 6/17/25)					4 NYL vs. CON 8/30/19				
OPPONENT	W/L	MIN	FG-A	3P-A	FT-A	OR	DR	TR	A	PF	ST	TO	BS	PTS											DREB					5 NYL at SEA 6/22/25					5 3 times (NYL @ SEA, 6/22/25)						
8/21 vs. CHI	L	17:21	3-9	3-6	0-0	0	1	1	1	1	0	1	1	9											TREB					6 NYL vs. ATL 6/17/25					6 2 times (NYL vs. ATL, 6/17/25)						
8/19 vs. MIN	W	18:34	1-4	1-4	0-0	0	2	2	1	2	0	1	0	3											ASTS					6 NYL vs. CON 6/1/25					9 NYL at LVA 7/6/22						
8/16 at MIN	L	22:49	5-11	2-6	0-0	0	1	1	2	0	0	3	0	12											STLS					4 NYL vs. GSV 5/27/25					4 2 times (NYL vs. GSV, 5/27/25)						
8/13 at LVA	L	14:00	2-4	1-2	0-0	0	1	1	1	1	1	0	0	5											BLKS					1 9 times (NYL vs. CHI, 8/21/25)					2 NYL at CON 7/24/19						
8/12 at LAS	W	23:15	3-8	3-8	0-0	1	3	4	4	2	1	2	1	9											MINS					36 NYL at SEA 6/22/25					38 NYL vs. ATL 6/30/22						



#35 Jonquel Jones

Center • 6-6 • 215lbs • 31 • George Washington/Bahamas

9 Years Pro

WNBA Champion & Finals Most Valuable Player with New York Liberty (2024). Commissioner's Cup Most Valuable Player (2023). All-WNBA Second Team (2017, 2019, 2022, 2024). All-WNBA Defensive Team (2019, 2021, 2022, 2024). (she/her/hers)

	GP	GS	PPG	RPG	APG	SPG	BPG	MPG	FG%	3FG%	FT%	2025-26 HIGHS					CAREER HIGHS					
2025-26	24	24	15.1	8.6	2.6	0.46	1.21	27.0	.504	.461	.768	PTS	26 NYL at IND 5/24/25					34 NYL at LVA 6/15/24				
Career	299	252	13.5	8.4	1.9	0.81	1.34	25.6	.516	.386	.792	FGM	9 2 times (NYL vs. CHI, 8/21/25)					12 3 times (NYL @ LVA, 6/15/24)				
												FGA	16 2 times (NYL vs. CHI, 8/21/25)					23 CON at CHI 6/29/22				
	POINTS				REB			AST	BLK	STL		3FGM	5 NYL vs. CHI 8/21/25					5 3 times (NYL vs. CHI, 8/21/25)				
	10+	20+	30+	10+	10+	3+	3+	DBL-DBL	TPL-DBL		3FGA	11 NYL vs. CHI 8/21/25					11 NYL vs. CHI 8/21/25					
											FTM	9 NYL vs. PHO 7/25/25					11 CON vs. DAL 8/12/17					
2025-26	22	6	--	10	--	3	--	10			FTA	9 NYL vs. PHO 7/25/25					14 CON vs. DAL 8/12/17					
RECENT GAMES																						
OPPONENT	W/L	MIN	FG-A	3P-A	FT-A	OR	DR	TR	A	PF	ST	TO	BS	PTS	OREB							
8/21 vs. CHI	L	32:20	9-16	5-11	2-2	2	5	7	2	2	2	1	2	25	DREB	15 NYL at WAS 5/30/25						
8/19 vs. MIN	W	30:25	7-10	3-5	5-6	2	8	10	1	1	1	2	0	22	TREB	18 NYL at WAS 5/30/25						
8/16 at MIN	L	29:47	7-11	2-4	1-1	0	6	6	2	2	0	3	1	17	ASTS	6 NYL vs. LVA 5/17/25						
8/13 at LVA	L	33:05	4-12	0-4	3-5	2	5	7	5	5	0	2	2	11	STLS	2 3 times (NYL vs. CHI, 8/21/25)						
8/12 at LAS	W	31:05	8-11	4-5	1-4	3	8	11	3	4	0	2	2	21	BLKS	4 NYL at CHI 5/22/25						
															MIN	36 NYL at IND 5/24/25						
																41 CON at SEA 5/25/21						



#33 Emma Meesseman

Forward • 6-4 • 191lbs • 32 • /Belgium

8 Years Pro

FIBA EuroBasket Champion & Most Valuable Player with Belgium (2025, 2023), WNBA All-Star (2015, 2022), Olympian (2021, 2024), WNBA Champion & Finals Most Valuable Player with the Washington Mystics (2019). (she/her/hers)

	GP	GS	PPG	RPG	APG	SPG	BPG	MPG	FG%	3FG%	FT%	2025-26 HIGHS					CAREER HIGHS					
2025-26	9	9	13.9	6.0	3.9	1.44	1.00	27.8	.538	.583	.833	PTS	24 2 times (NYL @ LVA, 8/13/25)					30 WAS at ATL 7/30/17				
Career	247	195	11.6	5.3	2.7	1.09	0.95	26.2	.522	.381	.853	FGM	9 NYL at LAS 8/12/25					14 WAS at ATL 7/30/17				
												FGA	15 2 times (NYL @ LVA, 8/13/25)					23 WAS vs. LVA 8/5/20				
												3FGM	2 2 times (NYL @ MIN, 8/16/25)					4 2 times (WAS @ DAL, 8/31/19)				
												3FGA	3 2 times (NYL @ MIN, 8/16/25)					7 WAS vs. LVA 8/5/20				
												FTM	6 2 times (NYL @ LVA, 8/13/25)					6 7 times (NYL @ LVA, 8/13/25)				
												FTA	7 NYL at LAS 8/12/25					9 WAS vs. CON 9/18/16				
												OREB	3 3 times (NYL vs. CHI, 8/21/25)					7 WAS vs. NYL 8/16/14				
												DREB	7 2 times (NYL @ LVA, 8/13/25)					9 3 times (WAS vs. LVA, 8/5/20)				
												TREB	10 NYL at LVA 8/13/25					13 5 times (WAS vs. LVA, 8/5/20)				
												ASTS	7 NYL at DAL 8/8/25					10 WAS vs. ATL 8/19/20				
												STLS	4 NYL vs. CHI 8/21/25					7 CHI at MIN 5/14/22				
												BLKS	2 NYL vs. DAL 8/5/25					6 WAS vs. DAL 6/19/15				
												MINS	32 NYL vs. CHI 8/21/25					46 WAS at CON 6/14/16				
RECENT GAMES																						
OPPONENT	W/L	MIN	FG-A	3P-A	FT-A	OR	DR	TR	A	PF	ST	TO	BS	PTS								
8/21 vs. CHI	L	31:46	2-4	0-1	1-3	3	4	7	6	5	4	6	1	5								
8/19 vs. MIN	W	24:35	6-8	1-1	0-0	2	5	7	3	1	2	2	1	13								
8/16 at MIN	L	27:54	4-8	2-3	0-0	0	3	3	3	5	1	0	1	10								
8/13 at LVA	L	31:33	8-15	2-3	6-6	3	7	10	3	2	1	5	0	24								
8/12 at LAS	W	31:42	9-15	0-1	6-7	3	6	9	4	0	0	2	1	24								





#8 Nyara Sabally

Center • 6-5 • 204lbs • 25 • Oregon/Germany

2 Years Pro

WNBA Champion with New York Liberty (2024). USA Basketball 3x3 Women's National Team development camp invitee (2024). Three-time Pac-12 All-Defensive selection with Colorado. (she/her/hers)

	GP	GS	PPG	RPG	APG	SPG	BPG	MPG	FG%	3FG%	FT%
2025-26	15	10	5.9	4.9	0.9	0.60	1.07	19.4	.493	.143	.680
Career	74	10	3.9	3.4	0.5	0.49	0.57	12.2	.507	.167	.711

	POINTS			REB	AST	BLK	STL		
	10+	20+	30+	10+	10+	3+	3+	DBL-DBL	TPL-DBL
2025-26	2	--	--	--	--	2	1	--	--

RECENT GAMES

OPPONENT	W/L	MIN	FG-A	3P-A	FT-A	OR	DR	TR	A	PF	ST	TO	BS	PTS
8/21 vs. CHI	L										DND - Injury			
8/19 vs. MIN	W										DND - Injury			
8/16 at MIN	L										DND - Injury			
8/13 at LVA	L										NWT - Injury			
8/12 at LAS	W													

	2025-26 HIGHS	CAREER HIGHS
PTS	16 NYL at PHO 6/27/25	16 NYL at PHO 6/27/25
FGM	6 NYL at PHO 6/27/25	6 NYL at PHO 6/27/25
FGA	12 NYL at IND 6/14/25	12 NYL at IND 6/14/25
3FGM	1 NYL vs. ATL 7/13/25	1 3 times (NYL vs. ATL, 7/13/25)
3FGA	3 NYL at IND 6/14/25	3 NYL at IND 6/14/25
FTM	4 NYL at PHO 6/27/25	6 NYL at WAS 9/17/24
FTA	7 NYL at PHO 6/27/25	7 2 times (NYL @ PHO, 6/27/25)
OREB	4 2 times (NYL @ IND, 6/14/25)	4 3 times (NYL @ IND, 6/14/25)
DREB	7 2 times (NYL vs. ATL, 7/13/25)	8 2 times (NYL @ LAS, 8/28/24)
TREB	9 3 times (NYL vs. ATL, 7/13/25)	10 NYL at LAS 8/28/24
ASTS	3 NYL vs. IND 7/16/25	3 2 times (NYL vs. IND, 7/16/25)
STLS	4 NYL at IND 6/14/25	4 NYL at IND 6/14/25
BLKS	4 NYL vs. ATL 7/13/25	4 NYL vs. ATL 7/13/25
MINS	31 NYL at SEA 6/22/25	31 NYL at SEA 6/22/25



#30 Breanna Stewart

Forward • 6-4 • 170lbs • 30 • Connecticut/USA

9 Years Pro

All-WNBA First Team (2018, 2020, 2021, 2022, 2023, 2024). WNBA All-Star (2017, 2018, 2021, 2022, 2023, 2024, 2025). Olympic Gold Medalist (2016, 2020, 2024). WNBA Most Valuable Player (2018, 2023). WNBA Finals Most Valuable Player (2018, 2020). (she/her/hers)

	GP	GS	PPG	RPG	APG	SPG	BPG	MPG	FG%	3FG%	FT%
2025-26	24	24	18.3	6.5	3.9	1.42	1.38	31.5	.469	.206	.828
Career	285	285	20.6	8.5	3.2	1.41	1.46	32.6	.470	.348	.835

	POINTS			REB	AST	BLK	STL		
	10+	20+	30+	10+	10+	3+	3+	DBL-DBL	TPL-DBL
2025-26	21	10	1	5	--	3	6	5	--

RECENT GAMES

OPPONENT	W/L	MIN	FG-A	3P-A	FT-A	OR	DR	TR	A	PF	ST	TO	BS	PTS
8/21 vs. CHI	L										DND - Injury			
8/19 vs. MIN	W										DND - Injury			
8/16 at MIN	L										DND - Injury			
8/13 at LVA	L										NWT - Injury			
8/12 at LAS	W													

	2025-26 HIGHS	CAREER HIGHS
PTS	35 NYL vs. PHO 6/19/25	45 NYL vs. IND 5/21/23
FGM	11 NYL vs. PHO 6/19/25	15 3 times (NYL @ IND, 8/13/23)
FGA	19 2 times (NYL vs. ATL, 7/13/25)	28 SEA at DAL 5/22/21
3FGM	3 NYL vs. PHO 6/19/25	6 2 times (NYL @ MIN, 8/26/23)
3FGA	6 NYL at ATL 6/29/25	10 NYL at IND 8/13/23
FTM	15 NYL vs. GSV 5/29/25	15 2 times (NYL vs. GSV, 5/29/25)
FTA	19 NYL vs. GSV 5/29/25	19 NYL vs. GSV 5/29/25
OREB	4 NYL vs. LAS 7/3/25	6 2 times (NYL vs. MIN, 9/15/24)
DREB	11 NYL vs. IND 7/16/25	17 SEA at LVA 8/22/20
TREB	14 NYL vs. LAS 7/3/25	18 2 times (NYL vs. MIN, 9/15/24)
ASTS	7 3 times (NYL vs. IND, 7/16/25)	9 2 times (SEA @ LAS, 9/4/20)
STLS	3 6 times (NYL vs. IND, 7/22/25)	6 2 times (NYL vs. CON, 5/27/23)
BLKS	4 NYL vs. IND 7/16/25	6 2 times (NYL vs. LAS, 6/22/24)
MINS	38 NYL at IND 6/14/25	41 SEA vs. CHI 5/25/18



#6 Stephanie Talbot

Forward • 6-2 • 192lbs • 31 • /Australia

6 Years Pro

Olympian (2016, 2021), WNBA's Top Eight 3-Point Percentage (41.5%) in 2021 Among Players with at Least 50 Attempts, WNBL Betty Watson Rookie of the Year (2013)

	GP	GS	PPG	RPG	APG	SPG	BPG	MPG	FG%	3FG%	FT%
2025-26	31	10	3.1	2.9	1.7	0.55	0.19	14.9	.358	.269	.652
Career	230	71	4.4	2.7	1.6	0.61	0.32	16.4	.422	.349	.720


	POINTS			REB	AST	BLK	STL		
	10+	20+	30+	10+	10+	3+	3+	DBL-DBL	TPL-DBL
2025-26	4	--	--	1	--	1	1	--	--

RECENT GAMES

OPPONENT	W/L	MIN	FG-A	3P-A	FT-A	OR	DR	TR	A	PF	ST	TO	BS	PTS
8/21 vs. CHI	L	10:08	0-2	0-2	0-0	1	0	1	2	1	0	0	0	0
8/19 vs. MIN	W	09:26	1-1	0-0	0-0	2	0	2	0	1	0	1	0	2
8/16 at MIN	L	2:57	0-0	0-0	0-0	0	0	0	0	0	0	0	0	0
8/13 at LVA	L	07:28	0-0	0-0	0-0	0	0	0	0	1	0	0	0	0
8/12 at LAS	W	16:55	1-4	1-3	0-0	0	1	1	4	0	0	0	0	3

	2025-26 HIGHS	CAREER HIGHS
PTS	13 2 times (NYL vs. DAL, 8/5/25)	24 MIN vs. ATL 7/2/19
FGM	5 GSV vs. NYL 6/25/25	8 SEA vs. DAL 6/4/21
FGA	8 GSV at MIN 7/5/25	13 MIN vs. ATL 7/2/19
3FGM	3 2 times (NYL vs. DAL, 8/5/25)	5 MIN vs. ATL 7/2/19
3FGA	5 2 times (GSV @ MIN, 7/5/25)	9 2 times (MIN vs. ATL, 7/2/19)
FTM	3 GSV at NYL 5/29/25	6 PHO vs. MIN 7/21/18
FTA	4 2 times (GSV vs. CON, 6/22/25)	8 LAS vs. WAS 7/2/24
OREB	4 2 times (GSV vs. CHI, 6/27/25)	6 SEA vs. PHO 5/14/22
DREB	6 3 times (NYL @ CON, 8/1/25)	8 2 times (LAS @ NYL, 6/20/24)
TREB	10 GSV vs. CON 6/22/25	14 SEA vs. PHO 5/14/22
ASTS	5 GSV vs. SEA 6/14/25	9 LAS vs. LVA 7/5/24
STLS	3 GSV vs. IND 6/19/25	4 MIN vs. WAS 7/24/19
BLKS	3 NYL at DAL 7/28/25	3 5 times (NYL @ DAL, 7/28/25)
MINS	28 GSV vs. NYL 6/25/25	39 LAS vs. LVA 7/5/24






22
KENNEDY BURKE
GUARD




9
NATASHA CLOUD
GUARD



13
LEONIE FIEBICH
FORWARD




7
REBEKAH GARDNER
GUARD



21
ISABELLE HARRISON
FORWARD




20
SABRINA IONESCU
GUARD



23
MARINE JOHANNÈS
GUARD




35
JONQUEL JONES
CENTER



33
EMMA MEESSEMAN
FORWARD



8
NYARA SABALLY
CENTER



30
BREANNA STEWART
FORWARD



6
STEPHANIE TALBOT
FORWARD



PLAYER MILESTONES AND ATTENDANCE SUMMARY



PLAYER	PTS	N	DA	REB	N	DA	AST	N	DA	STL	N	DA	BLK	N	DA	GAMES	N	DA	FGM	N	DA	3FGM	N	DA	FTM	N	DA	OREB	N	DA	DREB	N	DA
Ionescu, S.	3,000	--	8/21/25	1,000	24	--	1,100	62	--	200	20	--	--	--	--	200	22	--	1,000	3	--	500	42	--	600	50	--	100	--	6/23/24	900	68	--
Burke, K.	500	--	7/6/24	250	--	7/25/25	100	--	5/29/25	100	--	7/8/25	--	--	--	100	--	6/2/24	300	4	--	100	--	8/16/25	100	--	6/14/25	100	18	--	200	25	--
Stewart, B.	6,000	141	--	2,500	72	--	1,000	88	--	500	98	--	500	84	--	300	15	--	2,100	84	--	500	53	--	1,400	20	--	400	25	--	2,100	47	--
Cloud, N.	3,000	199	--	1,250	191	--	1,800	88	--	400	65	--	--	--	--	400	79	--	1,000	33	--	400	78	--	600	55	--	100	1	--	1,000	40	--
Fiebig, L.	500	--	8/12/25	250	19	--	100	--	8/5/25	--	--	--	--	--	--	--	--	--	200	12	--	100	3	--	--	--	--	--	--	--	200	27	--
Gardner, R.	--	--	--	--	--	--	--	--	--	--	--	--	--	--	--	--	--	--	200	37	--	--	--	--	--	--	--	--	--	--	100	--	6/27/25
Harrison, I.	2,000	189	--	1,250	213	--	200	--	7/11/24	200	22	--	100	5	--	200	--	9/13/24	800	64	--	--	--	--	400	69	--	400	65	--	800	98	--
Meesseman, E.	3,000	137	--	1,500	183	--	700	38	--	300	32	--	200	--	6/3/22	300	53	--	1,300	91	--	100	--	8/16/25	400	57	--	500	76	--	900	7	--
Johannes, M.	500	--	7/23/23	--	--	--	200	--	6/10/25	--	--	--	--	--	--	100	--	7/22/25	300	--	8/16/25	200	5	--	--	--	--	--	--	--	200	38	--
Talbot, S.	1,000	--	8/12/25	750	135	--	400	40	--	100	--	7/5/22	--	--	--	200	--	5/21/25	400	37	--	100	--	6/5/22	100	--	6/18/24	100	--	6/23/22	500	37	--
Jones, J.	4,000	--	8/19/25	2,750	225	--	600	23	--	300	58	--	400	--	8/21/25	300	1	--	1,500	36	--	400	50	--	800	53	--	800	73	--	1,800	2	--
Sabally, N.	--	--	--	250	1	--	--	--	--	--	--	--	--	--	--	--	--	--	100	--	6/27/25	--	--	--	--	--	--	--	--	--	200	30	--

"N" = Needs, "DA" = Date Acquired

NEW YORK LIBERTY Attendance Summary (As of August 22, 2025)

top 10 home attendance				top 10 away attendance			
ATTENDANCE	DATE	OPPONENT	RESULT	ATTENDANCE	DATE	OPPONENT	RESULT
17,758	7/11/2024	Chicago Sky	W, 91-76	18,064	6/25/2025	Golden State Valkyries	W, 81-78
17,735	5/18/2024	Indiana Fever	W, 91-80	17,274	5/16/2024	Indiana Fever	W, 102-66
17,515	7/25/2025	Phoenix Mercury	W, 89-76	17,274	7/6/2024	Indiana Fever	L, 83-78
17,415	6/1/2025	Connecticut Sun	W, 100-52	17,274	6/14/2025	Indiana Fever	L, 102-88
17,401	6/2/2024	Indiana Fever	W, 104-68	17,274	5/24/2025	Indiana Fever	W, 90-88
17,371	7/16/2025	Indiana Fever	W, 98-77	15,800	8/30/2024	Seattle Storm	W, 98-85
17,365	7/22/2025	Indiana Fever	W, 98-84	13,106	8/19/2018	Phoenix Mercury	L, 96-85
17,344	5/17/2025	Las Vegas Aces	W, 92-78	12,500	6/22/2025	Seattle Storm	L, 89-79
17,343	8/10/2025	Minnesota Lynx	L, 83-71	12,009	6/27/2025	Phoenix Mercury	L, 106-91
17,306	8/5/2025	Dallas Wings	W, 85-76	11,862	8/12/2025	Los Angeles Sparks	W, 105-97

OVERALL HOME ATTENDANCE (Regular Season only)

YEAR	GAMES	TOTAL	AVERAGE
2018	17	47,988	2,823
2019	17	38,067	2,239
2020	11	0	0
2021	16	28,113	1,757
2022	18	95,882	5,327
2023	20	155,535	7,777
2024	20	254,590	12,730
2025	19	311,549	16,397

OVERALL AWAY ATTENDANCE (Regular Season only)

YEAR	GAMES	TOTAL	AVERAGE
2018	17	127,214	7,483
2019	17	111,991	6,588
2020	11	0	0
2021	16	31,805	1,988
2022	18	106,202	5,900
2023	20	137,366	6,868
2024	20	180,403	9,020
2025	17	171,404	10,083

