



New York Liberty (12-6) vs. Las Vegas Aces (9-9)



Tuesday, July 8th, 2025 — Barclays Center — 8:00 pm EDT — Regular Season Game #19 — Home Game #10

National Television: ESPN

Follow the Liberty PR Department on X: @nylibertyPR and @NYL_Stats

2024 WNBA CHAMPIONS | 2023 COMMISSIONER'S CUP CHAMPIONS

LAST GAME STARTERS

PLAYER / 2025-26 REGULAR SEASON AVERAGES

#13	Leonie Fiebich						F • 6-4 • /Germany • 2nd Season
GP/GS	PPG	RPG	APG	SPG	BPG	MPG	
11/11	6.5	3.8	0.7	0.9	0.5	25.6	
#22	Kennedy Burke						F • 6-1 • UCLA/USA • 5th Season
GP/GS	PPG	RPG	APG	SPG	BPG	MPG	
18/5	9.2	2.6	1.2	1.0	0.7	22.7	
#30	Breanna Stewart						C • 6-4 • Connecticut/USA • 9th Season
GP/GS	PPG	RPG	APG	SPG	BPG	MPG	
18/18	19.8	6.4	3.7	1.3	1.3	32.3	
#20	Sabrina Ionescu						G • 5-11 • Oregon/USA • 5th Season
GP/GS	PPG	RPG	APG	SPG	BPG	MPG	
17/17	18.9	4.4	5.2	1.6	0.4	31.2	
#9	Natasha Cloud						G • 5-10 • St. Joseph's (PA)/USA • 10th Season
GP/GS	PPG	RPG	APG	SPG	BPG	MPG	
18/18	10.1	3.7	6.2	1.4	0.3	28.6	

Marquesha Davis (Mar-QWEE-Shuh); Leonie Fiebich (Lay-oh-knee FEE-bich ["ich" like "rich"]); Sabrina Ionescu (yo-NESS-coo); Marine Johannès (Jo-han-ess); Nyara Sabally (Knee-ARE-uh SAH-buh-lee); Jaylyn Sherrod (SURE-rod); Breanna Stewart (bree-ANN-uh [NOT bree-ON-uh])

2025-26 REGULAR SEASON LIBERTY RECORDS

	RECORD	HOME	ROAD	OT
OVERALL	12-6	7-2	5-4	--
WESTERN	5-4	4-2	1-2	--
EASTERN	7-2	3-0	4-2	--

STREAKS	
OVERALL	Lost 1
HOME	Lost 1
ROAD	Lost 2

MATCHUP QUICK HITS

On Tuesday night, the New York Liberty will host the Las Vegas Aces for the second time this season. New York opened the 2025 campaign with a 92-78 win over Las Vegas, highlighted by Natasha Cloud becoming the first player in WNBA history to record 22 points, six rebounds, and nine assists in her debut with a new team.

This marquee matchup will feature four WNBA All-Stars. The Liberty's Sabrina Ionescu and Breanna Stewart, along with the Aces' A'ja Wilson, were named starters for the 2025 AT&T WNBA All-Star Game. Las Vegas' Jackie Young was selected as a reserve. Liberty head coach Sandy Brondello will serve as a coach for Team Collier in the contest.

New York leads the all-time regular-season series against Las Vegas, 33-32, and the teams are tied 4-4 in postseason play. The Liberty have won four straight home games against the Aces—including playoff matchups—dating back to a 75-71 victory on Sept. 8, 2024. After meeting in the 2023 WNBA Finals, the two teams faced off again in the 2024 semifinals, where New York won the best-of-five series 3-1 before defeating the Minnesota Lynx to capture the franchise's first WNBA championship.

In the Liberty's July 6 game against the Seattle Storm, Ionescu recorded her 26th career game with at least 20 points, five rebounds, and five assists—surpassing Maya Moore (25) for seventh-most in league history. She also scored 20 points and hit five 3-pointers in the first half for just the second time in her career, becoming the only player in Liberty history to do so twice.

Cloud reached a milestone in the same game, hitting her 300th career 3-pointer on her first field goal attempt. She became the 67th player in WNBA history to reach that mark and finished with a 66.7% (2-for-3) success rate from beyond the arc. Stewart matched her season high with three blocks against her former team, bringing her career total to 404—14th all-time in WNBA history—and 134 with the Liberty, ranking fifth in franchise history.

Two Liberty players rank among the league's top 3-point shooters. Kennedy Burke leads the WNBA at 50.0% (33-for-66), while Leonie Fiebich ranks third at 48.4% (15-for-31).

Through 18 games, New York leads the league in scoring, averaging 86.7 points per game.

2025 REGULAR SEASON SCHEDULE

DATE	OPPONENT	SCORE	RECORD
5/17	vs. Aces	92-78 W	1-0
5/22	@ Sky	99-74 W	2-0
5/24	@ Fever	90-88 W	3-0
5/27	vs. Valkyries	95-67 W	4-0
5/29	vs. Valkyries	82-77 W	5-0
5/30	@ Mystics	85-63 W	6-0
6/1	vs. Sun	100-52 W	7-0
6/5	@ Mystics	86-78 W	8-0
6/10	vs. Sky	85-66 W	9-0
6/14	@ Fever	88-102 L	9-1
6/17	vs. Dream	86-81 W	10-1
6/19	vs. Mercury	81-89 L	10-2
6/22	@ Storm	79-89 L	10-3
6/25	@ Valkyries	81-78 W	11-3
6/27	@ Mercury	91-106 L	11-4
6/29	@ Dream	81-90 L	11-5
7/3	vs. Sparks	89-79 W	12-5
7/6	vs. Storm	70-79 L	12-6
7/8	vs. Aces	8:00 pm	--
7/13	vs. Dream	3:00 pm	--
7/16	vs. Fever	7:30 pm	--
7/22	vs. Fever	8:00 pm	--
7/25	vs. Mercury	7:30 pm	--
7/26	vs. Sparks	7:00 pm	--
7/28	@ Wings	8:00 pm	--
7/30	@ Lynx	8:00 pm	--
8/1	@ Sun	7:30 pm	--
8/3	@ Sun	1:00 pm	--
8/5	vs. Wings	7:00 pm	--
8/8	@ Wings	7:30 pm	--
8/10	vs. Lynx	12:30 pm	--
8/12	@ Sparks	10:00 pm	--
8/13	@ Aces	9:30 pm	--
8/16	@ Lynx	2:00 pm	--
8/19	vs. Lynx	7:00 pm	--
8/21	vs. Sky	7:00 pm	--
8/23	@ Dream	2:00 pm	--
8/25	vs. Sun	7:00 pm	--
8/28	vs. Mystics	7:00 pm	--
8/30	@ Mercury	10:00 pm	--
9/2	@ Valkyries	10:00 pm	--
9/5	@ Storm	10:00 pm	--
9/9	vs. Mystics	7:00 pm	--
9/11	@ Sky	8:00 pm	--





NO.	PLAYER	POS.	HT.	BIRTHDATE	PRIOR TO WNBA/HOME COUNTRY	WNBA EXP.
22	Kennedy Burke	G	6-1	02/14/1997	UCLA/USA	5
9	Natasha Cloud	G	5-10	02/22/1992	St. Joseph's (PA)/USA	10
1	Marquesha Davis	G	6-0	05/29/2001	Mississippi/USA	1
13	Leonie Fiebich	F	6-4	01/10/2000	/Germany	2
7	Rebekah Gardner	G	6-1	07/09/1990	UCLA/USA	2
21	Isabelle Harrison	F	6-3	09/27/1993	Tennessee/USA	7
20	Sabrina Ionescu	G	5-11	12/06/1997	Oregon/USA	5
23	Marine Johannès	G	5-10	01/21/1995	/France	3
35	Jonquel Jones	C	6-6	01/05/1994	George Washington/Bahamas	9
8	Nyara Sabally	C	6-5	02/26/2000	Oregon/Germany	2
0	Jaylyn Sherrod	G	5-7	10/21/2001	Colorado/USA	1
30	Breanna Stewart	F	6-4	08/27/1994	Connecticut/USA	9

STAFF

Head Coach	Sandy Brondello (she/her)
Assistant Coach	Olaf Lange (he/him)
Assistant Coach	Sonia Raman (she/her)
Assistant Coach	Zach O'Brien (he/him)
Head Athletic Trainer	Theresa Acosta (she/her)

PRONUNCIATION GUIDE

Marquesha Davis (Mar-QWEE-Shuh); **Leonie Fiebich** (Lay-oh-knee FEE-bich ["ich" like "rich"]); **Sabrina Ionescu** (yo-NESS-coo); **Marine Johannès** (Jo-han-ess); **Nyara Sabally** (Knee-ARE-uh SAH-buh-lee); **Jaylyn Sherrod** (SURE-rod); **Breanna Stewart** (bree-ANN-uh [NOT bree-ON-uh])
Coaches: **Sandy Brondello** (braun-DELL-oh), **Olaf Lange** (Lang)

HOW THE LIBERTY WERE BUILT

FREE AGENTS

- 2025** - Kennedy Burke (Re-signed on February, 1, 2025.)
- Isabelle Harrison (Signed as free agent on Feb. 21, 2025.)
- Marine Johannès (Re-signed with New York Liberty on Mar. 21, 2025.)
2024 - Jaylyn Sherrod (Signed rest of season contract on Aug. 16, 2024.)
2023 - Breanna Stewart (Re-signed with the New York Liberty on March 26, 2025.)

OBTAINED VIA TRADE

- 2024** - Natasha Cloud (Acquired via trade from CON on March 16, 2025)
- Rebekah Gardner (Acquired via trade from CHI in 2024)
2023 - Leonie Fiebich (Acquired player rights from CHI via four-team trade)
- Jonquel Jones (Re-signed with New York Liberty February 16, 2024)

OBTAINED VIA DRAFT

- 2024** - Marquesha Davis (Drafted No. 11 overall by New York Liberty)
2022 - Nyara Sabally (Drafted No. 5 overall in 2022 WNBA Draft)
2020 - Sabrina Ionescu (Re-signed with New York Liberty on May 15, 2023)

NUMERICAL ROSTER

0 Jaylyn Sherrod	20 Sabrina Ionescu
1 Marquesha Davis	21 Isabelle Harrison
7 Rebekah Gardner	22 Kennedy Burke
8 Nyara Sabally	23 Marine Johannès
9 Natasha Cloud	30 Breanna Stewart
13 Leonie Fiebich	35 Jonquel Jones

STATUS REPORT

Isabelle Harrison - QUESTIONABLE (R. Knee)
Jonquel Jones - OUT (R. Ankle)

LIBERTY PREGAME AVAILABILITY: 90-60 Minutes on Game Clock (Begins at 6:28:30 PM ET)

90-75 Minutes	80-65 Minutes	75-60 Minutes
Kennedy Burke	Sabrina Ionescu	Leonie Fiebich
Natasha Cloud	Breanna Stewart	
Marquesha Davis		
Rebekah Gardner		
Marine Johannès		
Isabelle Harrison		
Nyara Sabally		
Jaylyn Sherrod		





WOMEN'S NATIONAL BASKETBALL ASSOCIATION

OFFICIAL SCORER'S REPORT
FINAL BOX

Sunday, July 6, 2025 Barclays Center, Brooklyn, NY

Officials: #42 Roy Gulbeyan, #77 Jenna Reneau, #38 Gina Cross

Game Duration: 1:54

Attendance: 15515

VISITOR: Seattle Storm (12-7)

	POS	MIN	FG	FGA	3P	3PA	FT	FTA	OR	DR	TOT	A	PF	ST	TO	BS	+/-	PTS
5 Gabby Williams	F	30:31	7	13	2	4	0	0	2	5	7	5	1	3	2	1	13	16
3 Nneka Ogumike	F	34:32	7	13	0	1	1	1	1	6	7	4	2	1	1	0	8	15
13 Ezi Magbegor	C	27:36	4	6	0	1	6	8	2	3	5	3	1	0	0	2	11	14
17 Erica Wheeler	G	31:55	2	9	1	5	0	0	1	2	3	3	3	2	2	0	-1	5
4 Skylar Diggins	G	34:54	5	15	1	5	2	3	0	0	0	6	3	2	4	2	17	13
32 Alysha Clark		16:54	2	5	1	1	0	0	1	4	5	0	1	2	0	1	9	5
7 Zia Cooke		09:10	0	3	0	0	0	0	0	0	0	0	0	1	1	0	0	0
14 Dominique Malonga		09:58	5	7	0	0	1	2	1	7	8	0	1	0	0	0	0	11
8 Lexie Brown		02:15	0	0	0	0	0	0	0	0	0	0	0	0	0	0	-6	0
54 Mackenzie Holmes		02:15	0	0	0	0	0	0	0	0	0	0	2	0	0	0	-6	0
33 Katie Lou Samuelson		NWT - Not With Team - Right Knee																
200:00			32	71	5	17	10	14	8	27	35	21	14	11	10	6	9	79
			45.1%		29.4%		71.4%		TM REB: 12		TOT TO: 11 (11 PTS)							

HOME: NEW YORK LIBERTY (12-6)

	POS	MIN	FG	FGA	3P	3PA	FT	FTA	OR	DR	TOT	A	PF	ST	TO	BS	+/-	PTS
13 Leonie Fiebich	F	31:48	2	4	2	3	1	2	1	4	5	3	2	1	5	0	-20	7
22 Kennedy Burke	F	24:05	1	4	0	1	2	2	0	1	1	2	1	1	1	1	1	4
30 Breanna Stewart	C	35:07	4	17	0	3	0	0	2	4	6	3	0	0	2	3	-15	8
20 Sabrina Ionescu	G	32:29	7	19	5	11	3	3	2	7	9	6	3	2	3	0	-11	22
9 Natasha Cloud	G	22:25	4	8	2	3	2	2	0	3	3	1	3	0	0	0	-13	12
23 Marine Johannès		15:17	0	1	0	1	0	0	1	2	3	1	0	0	1	0	5	0
7 Rebekah Gardner		11:21	3	6	0	1	2	2	2	1	3	0	1	2	1	0	-14	8
8 Nyara Sabally		19:50	2	7	0	1	2	4	3	3	6	0	2	0	1	1	6	6
21 Isabelle Harrison		02:28	0	1	0	0	0	0	0	0	0	0	0	0	0	0	0	0
0 Jaylyn Sherrod		02:35	0	0	0	0	0	0	0	0	0	1	0	1	1	0	8	0
1 Marquesha Davis		02:35	1	1	0	0	1	1	0	0	0	0	0	0	0	0	8	3
35 Jonquel Jones		DND - Injury/Illness - right ankle																
200:00			24	68	9	24	13	16	11	25	36	17	12	7	15	5	-9	70
			35.3%		37.5%		81.2%		TM REB: 7		TOT TO: 17 (20 PTS)							

SCORE BY PERIOD	1	2	3	4	FINAL
Storm	22	19	22	16	79
LIBERTY	18	26	6	20	70

Inactive: Storm -

Inactive: Liberty -

Points in the Paint: Storm 44 (22/38), LIBERTY 28 (14/40) Biggest Lead: Storm 19, LIBERTY 5

2nd Chance Points: Storm 10 (4/8), LIBERTY 14 (6/12) Lead Changes: 10

Fast Break Points: Storm 9 (4/9), LIBERTY 11 (5/8) Times Tied: 6





A Recap of New York's Historic 2024 Playoff Run

First Round Sweep

The New York Liberty's playoff path began with a best-of-three series against the Atlanta Dream. The Liberty swept Atlanta via back-to-back wins at Barclays Center.

Game 1 was dominated by the Liberty, who were up by as much as 22 points and never relinquished their lead. Sabrina Ionescu and rookie Leonie Fiebich led the team in scoring, each putting up 25 points. Fiebich also became the first ever rookie with 4+ 3PM in a playoff game without a miss. Breanna Stewart put up a 24-11 double-double and got up for three blocks as the team held the Dream to shooting 18.8% from three.

Sweeping the series with a Game 2 win, New York grinded out a 9.1 net rating, with every starter finishing with a positive plus/minus. With a Sabrina Ionescu 36-point night, which tied the franchise's single-game playoff scoring record, and a Jonquel Jones 20-point, 13 rebound double-double, the Liberty fended off Atlanta's attempt to even the series.

Feeling Lucky in Las Vegas

In the 2024 Semifinals against the Las Vegas Aces, New York continued their defense of home court in the post season. With three players scoring in double figures, the Liberty powered past the Aces in Game 1. After a Jonquel Jones made three less than two minutes into the game to the final buzzer, New York held the lead in a wire-to-wire victory.

A Game 2 win featured every starter earning a defensive rating equal to or above 100.0. Sabrina Ionescu led the way with 24 points and nine rebounds.

Playing a second game in Michelob Ultra Arena after a Game 3 loss, the Liberty were determined to end the series with a Game 4 win. On the back of a Breanna Stewart double-double, the Liberty closed out the series with a resounding 14-point win.

A Finals Series for the Ages

New York's second Finals appearance in two years began with hosting the first two games in Barclays Center. After a Game 1 loss in overtime, the Liberty stormed through Game

2 to victory, shooting 45.8% from three and building up a lead by as much as 17 points. In the first two matchups, Jonquel Jones amassed a combined 38 points and 19 rebounds.

Hitting the road for Minnesota, the Liberty battled for a Game 3 win with Breanna Stewart racking up a 30-point double-double. Stewart, Betnijah Laney-Hamilton, Jonquel Jones, Sabrina Ionescu and Nyara Sabally combined for nine blocks, matching the franchise record for most blocks in a playoff game. Sabrina Ionescu called game, sinking a game-winning 28-foot 3-pointer with one second left on the shot clock.

A close Game 4 loss despite 21 points from Jones set the stage for the Game 5 face-off in Brooklyn with the series tied at 2-2. Leading the team, Jones scored 17 points and Stewart put up 3 blocks. Nyara Sabally and Leonie Fiebich combined for 26 points, including a key 5 points in overtime that guaranteed the New York Liberty their first WNBA title in franchise history and the city's first basketball title in over 50 years. Jonquel Jones was awarded the 2024 Finals Most Valuable Player award after tallying 89 points, 38 rebounds, 11 assists and 4 blocks in the series.

All Eyes on the Liberty

A New York Liberty attendance record was set when over 18,000 fans gathered in the arena to watch the Liberty bring New York its first

professional basketball championship since 1973.

The Finals series averaged 1.6 million viewers, garnering the highest rating in 25 years. This mark was a 115% increase from the 2023 WNBA Finals. Games 3, 4 and 5 were the most watched WNBA Finals games that aired on cable. Viewership for Game 5 peaked at 3.3 million, with its television rating doubling the previous record for a Game 5 Finals matchup.

Canyon of Heroes History

Thousands upon thousands of fans showered the 2024 WNBA Champions with ticker tape and support as the New York Liberty's championship parade made its way down the renowned Canyon of Heroes. The Liberty joined New York sports history as they took the famous same path taken by winners of World Cups, Stanley Cups, Super Bowls and World Series titles.

A massive crowd of seafoam gathered for the first parade celebrating a NY professional sports team since the New York Giants' Super Bowl in 2012. The parade was followed by a ceremony at City Hall with the New York Liberty receiving the key to New York City.

On May 16, the Liberty had a permanent plaque installed and unveiled at 250 Broadway Street, commemorating their spot among this city's all-time legendary championship winning teams.

Reflecting the New York Liberty's commitment to excellence and honoring Brooklyn were at the forefront of the design process for renowned bespoke diamond jewelry creator, Jason of Beverly Hills and Brooklyn-based designers, Dynasty and Soull Ogun of L'Enchanteur. The championship celebrates one of the WNBA's original franchises winning their first-ever title, New York City's first professional basketball championship since 1973 and serves as a tribute to the spirit, core values and city that the franchise represents.



More than six carats of white diamonds reflect the six years of Joe and Clara Wu Tsai's ownership of the Liberty. Eleven black diamonds represent the team's 2024 playoff wins, while 32 points of black diamonds honor the Liberty's franchise-record tying 32 regular season wins as they became the first WNBA team to win 30+ games in back-to-back seasons.



The single diamond in the trophy represents the New York Liberty's first WNBA title.



An image of a budding leaf breaking through a crack in the concrete pays homage to 'The Concrete Jungle' that the Liberty calls home while symbolizing the beginning of the Liberty's championship chapter. The 28 points of Paraiba in the leaf symbolize the team's 28 seasons in the WNBA. Each player's name and jersey number complete the shank's design.



The top of the championship ring unscrews to reveal a recreation of the New York Liberty court with the team's record in each playoff series in their title run. Underneath the ring's top are a pair of earrings, providing players with everyday jewelry to remind them of their historic win.



- **TOP OF THE CHARTS:** The Liberty leads the WNBA in various categories this season, including points per game (86.7), pace (97.47), and true shooting percentage (57.6%).
 - New York has outscored its opponents by 6.89 points per game, second only to Minnesota's 11.16 ppg advantage. The team's total margin of victory is the second-best mark in Liberty history to start a season.
 - *See the chart for a look at the best total point differential through the first 18 games in franchise history.*
 - With **Sabrina Ionescu** and **Breanna Stewart** named starters for the 2025 AT&T WNBA All-Star Game, this marks the 14th season in which multiple New York Liberty players have earned All-Star honors. Only the Connecticut Sun, with 16 such seasons, have achieved this more often in WNBA history. This season, the Indiana Fever were the only other team with more than one player named to the pool of All-Star starters (Aliyah Boston, Caitlin Clark).
- | +/- | YEAR | W-L | FINISHED |
|-------------|-------------|-------------|------------|
| +175 | 2024 | 15-3 | Champions |
| +124 | 2025 | 12-6 | TBD |
| +118 | 2023 | 14-4 | Runner-Up |
| +96 | 1997 | 14-4 | Runner-Up |
- **RUNNING IT UP**
 - New York has won seven of its 18 contests by double figures, including four wins of at least 20 points.
 - The Liberty lead the league in 20+ point wins, with the Valkyries, Fever and Lynx tied for second with three such wins.
 - *See the chart for a look at the Liberty seasons with the most 20+ point wins.*
- | # | TOT GP | SEASON |
|----------|-----------|-------------|
| 6 | 40 | 2023 |
| 6 | 40 | 2024 |
| 4 | 18 | 2025 |
| 3 | 34 | 2016 |
| 3 | 34 | 2017 |
- **FROM DISTANCE:** *See the chart for a look at the most 3-pointers made by a WNBA team through its first 18 games of a season.*
 - The Liberty have made the fourth-most triples through 18 games in team history.
- | # | TEAM | SEASON |
|------------|-----------------|-------------|
| 189 | New York | 2024 |
| 188 | New York | 2023 |
| 185 | Phoenix | 2025 |
| 182 | New York | 2021 |
| 181 | New York | 2025 |
- **JUMPING AHEAD EARLY:** Out of 18 games, 10 of New York's first halves have ended with a tie or a Liberty lead this season. They have held double-digit leads at the break seven times and have led by 20 or more after the second quarter three times.
 - The Liberty had three halftime leads of at least 20 points three times *last regular season*.
 - **CARE FOR THE ROCK:** New York ranks fourth in the WNBA in assist-to-turnover ratio (1.50).
 - The Liberty boast the third-highest assists per game mark (21.1) while turning the ball over just 14.1 times per contest (fourth-lowest average in the league this season).
 - New York has averaged 8.8 steals per game, second to only Phoenix's 8.9.
 - **LIBS ON DEFENSE:** The Liberty's opponents average a -6.9 plus/minus, with only Minnesota's -11.2 ahead of them.
 - New York has held its opponents to a third-lowest success rate from the field (41.6%, 29.5-for-70.9), close behind Minnesota's 40.2% and Golden State's 39.7% opponent field goal percentage.
 - The team's 98.0 defensive rating through the first 18 games is the franchise's fourth-best mark since 2015 and is third in the WNBA this season following Golden State's 97.8 and Minnesota's 94.1 defensive ratings.
 - Liberty opponents average just 9.1 fast break points per game, second to only the Mystics allowing 8.2 fast break points per game.





Player Notes

- **II DBL-DBLS:** **Jonquel Jones** recorded 10 points (4-of-10 FG, 2-of-4 3FG) and 10 rebounds in 25:29 minutes against Atlanta on 6/17, marking her sixth double-double this season.
 - Since joining New York ahead of the 2023 season, Jones has tallied 28 double-doubles in the regular season, which is seventh-most in the league over that span.
 - New York is a perfect 28-0 in regular season games where Jones notches a double-double. She joins Vickie Johnson (4-0) and Kelsey Bone (2-0) as the only Liberty players who posted multiple double-doubles with the team and an undefeated record.
 - *See the chart for a look at where Jones ranks in career double-doubles in WNBA history.*
- **KB FROM THREE:** Through 18 games this season, **Kennedy Burke** has shot 33-of-66 from beyond the arc for a league-leading 50.0% 3-point success rate. *See the chart for a look at where KB's shooting marks rank among qualified players this season.*
 - Burke has shot a league-best 49.1% (27-of-55) on above the break 3-pointers this season (min. 50 such 3FGA). She was 14-of-52 (26.9%) on those attempts all last season.
- **SOPHMORE SZN:** Just six games into her second season, **Leonie Fiebich** has set a career-high in blocks (3) and matched her career-high in rebounds (9).
 - Fiebich's 3-point percentage (48.4%, 15-for-31) currently ranks third among qualified players. In her five-game FIBA Women's EuroBasket tournament run representing Germany, she shot 45.2% (14-for-31) from beyond the arc, the third highest success rate of players who attempted more than 25 threes.
 - Her 50.0% (10-20) success rate for above the break threes is first in the league (min. 20 such 3FGA).
- **ON CLOUD NINE:** **Natasha Cloud** opened her Liberty career on 5/17 vs. the Las Vegas Aces and became the first WNBA player to record at least 22 points, six rebounds, and nine assists in her debut with a new franchise.
 - This season, she has ascended the WNBA's ranks of all-time assists leaders and with her next assist she will surpass Candance Parker (1,634) for sole possession of eighth on the leaderboard.
 - Of players with at least 10 games under their belt this season, Cloud has the best assist/turnover ratio in the league (3.20) and the second-highest rate of assists per game (6.2). Phoenix's Alyssa Thomas (ast/tov: second, 3.05; apg: first, 9.4) is the only other player ranked in the top five for both those categories.
 - Cloud has tallied at least 20 points and five assists three times thus far in 2025. She is on track to surpass her current record of five such games in a season. *See the chart for Cloud's history of 20-point, five assist games.*
 - Her back-to-back 20-point performances on 6/29 and 7/3 match her longest streak of consecutive 20-point games, previously set on 7/23 and 7/26/2023.

RANK	PLAYER	#
5th	Nneka Ogumike	112
6th	A'ja Wilson	105
t-7th	Tamika Catchings	96
t-7th	Jonquel Jones	96

STAT	%	RANK
3FG %	50.0	1st
TS%	66.5	5th

YEAR	#	GP
2023	5	37
2025	3	18
2021	2	27
2024	2	37
2022	1	34





- **SA-THREE-NA:** On 6/5 against Washington, **Sabrina Ionescu** hit two 3-pointers to become the Liberty's all-time leading 3-point scorer with 401, surpassing Crystal Robinson's 400 3-point field goals. Her career total currently stands at 425 made 3-point shots.
 - With 46 made threes on the season thus far, Sabrina Ionescu has hit the second-most shots from deep in the league. Only Atlanta's Rhyne Howard has sunk more threes with 49 this season.
 - Of the three players who have attempted at least 130 3-pointers, Ionescu leads the WNBA with a 33.8% success rate on 136 attempts.
 - The 5/29 contest against the Washington Mystics featured Ionescu hitting five 3-pointers in the first half, matching her career high.
 - For the first time in her career, Ionescu has scored at least 30 points in consecutive games (6/14: 34 pts, 6/17: 34 pts). She is only the second Liberty player to do this after Breanna Stewart (8/28-30/2024) and the first WNBA player to do so since Atlanta's Rhyne Howard's three game streak in 2024 (9/3-8/2024). She joins Diana Taurasi (2006), Liz Cambage (2018) and Kahleah Copper (2024) as the only WNBA players to reach 34 points in back-to-back games.
 - In Ionescu's first WNBA game in her native Bay Area, on 6/25 vs. Golden State, she went 8-for-8 on free throws. That marked her eighth game with a perfect free throw shooting record on at least eight attempts, the most such games in franchise history.

▪ **STEW YORK CITY:**

- With 357 points on the season, **Breanna Stewart** is the league's third-leading total scorer. Her 48.2% (122-253) field goal percentage through 18 games is second only to her 54.7% (146-267) FG% en route to her first MVP Award and WNBA Championship in 2018.
- Stewart is one of only three players averaging at least 19.0 points, 6.0 rebounds, 3.0 assists, and 1.0 blocks per game.
- Over three games (6/14–19), Breanna Stewart scored at least 23 points in each contest. This matches her longest such streak since joining the Liberty.
 - The longest such streak in Liberty history is four games, a mark achieved by Sabrina Ionescu (6/1–7/2022) and Tina Charles (5/29–6/7/2018, and 6/14–22/2016).

PLAYER	PPG	REB	AST	BLK	+/-
A'ja Wilson	21.9	9.0	3.3	2.6	3.4
Breanna Stewart	19.8	6.4	3.7	1.3	5.3
Napheesa Collier	24.3	8.0	3.3	1.5	10.6

▪ **YEAR THREE SCORING SPREE**

- Among the WNBA's leading scorers are **Breanna Stewart** (fourth, 19.8 ppg) and **Sabrina Ionescu** (eighth, 18.9 ppg). New York is the only team to have multiple players earn a top 10 ranking.
- Stewart and Ionescu have scored at least 20 points each in the same game three times this season. The pair is on pace to record the most such games this season in their three years as teammates.
 - *See the chart for the number of Stewart, Ionescu 20+ points games in each year of their partnership.*
- So far in 2025, Breanna Stewart has recorded nine 20-point games, while Sabrina Ionescu has eight. The high-scoring duo each tallied 16 such games during the 2024 regular season en route to a WNBA championship - and they're on pace to surpass that mark this year.

YEAR	G	GP
2023	7	40
2024	3	40
2025	3	18

- *See the table for New York's all-time leaderboard for 20-point games.*

RANK	PLAYER	#	RANK	PLAYER	#
1 st	Tina Charles	93	3 rd	Sabrina Ionescu	56
2 nd	Cappie Pondexter	71	4 th	Breanna Stewart	51

- Ionescu and Stewart have each recorded two 20-point halves this season, combining for four such performances. Only one other team has reached that mark with only two players: Minnesota, with Napheesa Collier doing so three times and Courtney Williams once.
- This duo has earned WNBA All-Star distinctions for the third year in a row. They are the first set of No. 1 overall picks that New York has sent to the All-Star Game.





Career Milestones

- **Sabrina Ionescu** scored her first 31 points of the 2025 season by 5/24 against Indiana, surpassing Becky Hammon to become the Liberty's fourth all-time leading scorer. Similarly, on 6/5 against Washington, **Breanna Stewart** passed Tari Phillips to move into the No. 8 spot on New York's all-time scoring list after surpassing 131 points on the season.
 - See the chart for a look at where Ionescu and Stewart currently rank in career points in Liberty history.
- **Natasha Cloud** currently ranks ninth in WNBA history in total assists (1,633). She is 1 dime away from surpassing Candace Parker in the No. 8 spot with 1,634 assists.
- With her first field goal attempt on July 6 vs. the Seattle Storm, **Natasha Cloud** hit her 300th career 3-pointer. She is only the 67th player in WNBA history to reach this milestone.
- **Jonquel Jones** ascended to No. 20 on the WNBA's all-time leader in rebounds. After nine appearances in 2025, her career count totals 2,405 rebounds. With 40 more boards, she'll pass Yolanda Griffin for the No. 19 ranking. Jones is currently 21st on the WNBA's leaderboard for all-time offensive rebounds (707). With three more offensive boards, she'll leap over Tammy Sutton-Browne, Michelle Snow (tied at 19th with 708) and Lauren Jackson (18th with 709) for the No. 18 spot.
- With her 34-point performance in the 6/14 contest against Indiana, **Ionescu** reached the 2,500 milestone in 153 games. This makes her the third fastest Liberty player to achieve this feat, after Cappie Pondexter (130) and Tina Charles (133).
- This season, **Breanna Stewart** has reached 5,776 career points. She achieved the 5,500 point milestone in 266 games, which ties Diana Taurasi for the league's record for fastest to this mark. Stewart is the league's 11th leading defensive rebounder with 1,997 in her career. She surpassed Diana Taurasi's total of 1,970.
- **Stewart** and **Jones** have climbed the ranks of the Liberty's all-time leaders in blocks. Stewart's 134 blocks as a Liberty player ranks fifth behind Elena Baranova (147), and Jones' 111 swats is the eighth-most and three shy of Janel McCarville (113).
- On 6/19 against the Phoenix Mercury, **Breanna Stewart** racked up 35 points for the first time this season. It marked the 12th 35-plus-point game of her regular-season career, tying her with Las Vegas' A'ja Wilson for second-most in WNBA history. The duo trails only Diana Taurasi, who holds the all-time record with 14 such games.
 - Seven of Stewart's 35-point outings have come since she joined the Liberty in 2023. She is the only player in franchise history to record multiple 35-point games.
- **Stewart's** 10 rebound performance on 6/25 against the Valkyries brought her Liberty rebound total to 776, moving her past Jonquel Jones (772) to seventh on New York's all-time leaderboard.

RANK	PLAYER	PTS	RANK	PLAYER	PTS
1st	Tina Charles	3,739	6th	Crystal Robinson	2,301
2nd	Vickie Johnson	3,248	7th	Shameka Christon	2,295
3rd	Cappie Pondexter	2,970	8th	Breanna Stewart	2,053
4th	Sabrina Ionescu	2,658	9th	Tari Phillips	1,826
5th	Becky Hammon	2,367	10th	Essence Carson	1,790





Team Milestones

- The New York Liberty are off to the fifth-best start through 18 games in franchise's 29-year history (12-6). The Liberty are just the ninth team in WNBA history to begin a season 9-0.
 - *See the chart for a look at the best starts to a season in WNBA history (left) and the longest single season winning streaks in team history (right).*

W-L	TEAMS	SEASON	STREAK	DATES
13-0	Minnesota	2016	10	8/8 - 9/3/17
11-0	Los Angeles	2016	10	7/27 - 8/19/10
10-0	Minnesota	2012	9	5/17 - 6/10/25
9-0	New York	2025	8	Three times
9-0	Five instances	--		

- With a 6-0 start in Barclays Center in 2025, the New York Liberty tied the franchise's best home record to start a season.
 - *See the chart for the best home starts to a season in team history.*
 - Including the 2024 postseason, the Liberty won eight straight games at Barclays Center from Oct. 13, 2024, to June 17, 2025.

W-L	SEASON
6-0	1998
6-0	1997
6-0	2025
4-0	2013
4-0	2007

- New York defeated Connecticut, 100-52, on 6/1 at Barclays Center. This 48-point win marked the largest margin of victory in Liberty history, surpassing a 43-point win (88-45) over Washington on August 13, 1998. It is also the second-largest win in league history, behind Minnesota's 111-52 victory over Indiana on August 18, 2017.
- New York drilled 19 3-pointers on 5/22 at Chicago, setting a new single-game WNBA record, before matching that total on 6/1 against Connecticut.

3FG %	3FG-3FGA	TEAM	DATE
.600	18-of-30	Seattle	8/12/20 vs. Atlanta
.594	19-of-32	New York	6/1/25 vs. Connecticut
.581	18-of-31	New York	7/6/22 at Las Vegas
.559	19-of-34	New York	5/22/25 at Chicago
.548	17-of-31	Washington	6/11/24 at Atlanta

- *See the chart for the highest 3-point field goal percentage in a single game (min. 30 3FGA) all-time (**bold = this season**).*





CHAMPIONSHIP DNA

Following their first-ever championship, the New York Liberty's 2025 roster will return players who accounted for 73.2% of the team's total minutes during the playoff run.

The two most frequently used lineups in that championship push posted plus-minus ratings of +3.9 and +9.0, respectively, and have returned all but one player for the start of the new season.

The Liberty also maintained a dominant home-court presence throughout the postseason, finishing with a 6-1 record at Barclays Center.

THE HOTTEST TICKET IN TOWN

The New York Liberty's rise to the top of the WNBA has been matched by a surge in fan support at Barclays Center. From 2023 to 2024, home game attendance increased by more than 63%, with the 2024 season averaging over 12,500 fans per game - one of the highest marks in the league.

That momentum carried into the postseason, where the Liberty earned the distinction of playing back-to-back WNBA Finals series at Barclays Center. In the 2023 Finals against the Las Vegas Aces, games in Brooklyn drew an average of 16,997 fans. The following year, as the Liberty battled the Minnesota Lynx en route to their first championship, that number climbed even higher - an average of 17,956 fans packed the arena for the 2024 Finals.

The crescendo came on October 20, 2024, when a franchise-record crowd of 18,090 filled Barclays Center to witness history. In a thrilling Game 5, the Liberty clinched their first-ever WNBA Championship, capping off a season defined by excellence on the court and unprecedented support in the stands.

THE WIZARD'S RETURN

While **Marine Johannès'** creative passing often defies measurement, her shooting ability is well-documented. Her career 3-point percentage of 38.8% ranks ninth among active WNBA players with at least 50 made threes.

Johannès was a strong contender for the 2023 Sixth Player of the Year award, making impactful contributions off the bench and as a starter. In games she started, she averaged 10.6 points, including a team-high 18-point performance against the Atlanta Dream.

In 2024, national team duties called Johannès back to France, where she helped lead her country to a silver medal in the Olympic Games. She scored 24 points in a key win over Germany, propelling France into the final matchup against Team USA.





CLOUDY DAYS ARE HERE

The recent WNBA offseason brought a flurry of roster moves, including the high-profile addition of **Natasha Cloud** to the New York Liberty.

In 26 of her 38 starts last season, Cloud recorded at least 10 assists—eight of those performances resulting in double-doubles.

Her 2024 campaign was filled with standout achievements, including a career-high 31-point game. She finished the season ranked in the top four in assists, top 10 in minutes played, and earned a spot on the WNBA All-Defensive Second Team.

IZZY SZN

The Liberty continued to bolster their roster in the offseason with the addition of forward **Isabelle Harrison**, who is coming off a career-best defensive season with the Chicago Sky.

Harrison posted a defensive rating of 104.8 while averaging 16.3 minutes per game. She also recorded her best assist-to-turnover ratio in six years (0.69). One of her standout performances came at Barclays Center, where she grabbed a career-high 11 defensive rebounds against the Liberty.

BEK IS BACK

Acquired by the New York Liberty in 2024, **Rebekah Gardner** is set to make her debut in seafoam this season.

Gardner made an immediate impact in her 2022 WNBA debut, earning All-Rookie Team honors and finishing with a top-eight field goal percentage of 54.2%. During her two seasons with the Chicago Sky, she posted offensive ratings of 101.4 in 2022 and 94.2 in 2023.

SABRINA/STEWART SCORING SPREE

During the Liberty's championship season, **Sabrina Ionescu** and **Breanna Stewart** continued their ascent in the franchise's all-time scoring ranks, with both now firmly established in the top ten.

Following her stellar 2024 campaign, Stewart now leads the Liberty all-time in career scoring average at 21.3 points per game. She scored 20 or more points in 16 of her 38 regular-season appearances. Ionescu, meanwhile, rounds out the top five in franchise history with a career scoring average of 16.6 points per game.

Sixteen proved to be a shared milestone, as Ionescu also recorded 16 games with 20+ points. Her 2024 season ranks among the top three single-season three-point shooting performances in WNBA history—surpassed only by Diana Taurasi in 2006 and her own record-setting total in 2023.





BLOCK PARTY IN BROOKLYN

2024 Finals MVP **Jonquel Jones** and **Breanna Stewart** formed a dominant defensive duo, both ranking in the top six in total blocks across the league—Jones with 50 and Stewart with 48. Each averaged 1.3 blocks per game, earning spots on the Liberty's all-time playoff blocks leaderboard with 7 and 19, respectively.

Jones led the team in total blocks and finished among the league's top four in the category, showcasing her elite rim protection throughout the season.

Stewart, meanwhile, set franchise records for blocks in both a regular-season game (6) and a playoff game (4), the latter coming in Game 3 of the 2024 WNBA Finals.

PHENOMENAL FIEBICH

Leonie Fiebich enters the 2025 WNBA season fresh off a championship run with Valencia Basket Club in Spain's LF Endesa.

Her rookie campaign with the New York Liberty was equally impressive. Fiebich earned a spot on the 2024 WNBA All-Rookie Team and played a key role in the Liberty's title-winning season. She finished second in voting for the 2024 Sixth Player of the Year Award—the highest placement by a rookie since 2009.

Among the 26 first-year players in 2024, only five appeared in all 40 regular-season games. Fiebich was one of them, and she led that group in scoring efficiency, topping the charts in field goal percentage (47.8%), effective field goal percentage (62.4%), and true shooting percentage (62.4%).

Her 3-point shooting was historic. Fiebich's 43.3% from beyond the arc and her +279 single-season plus/minus both rank second all-time among WNBA rookies. Her career 3-point percentage of 44.1% leads all active players with at least 50 made threes.

Fiebich's postseason performance further cemented her place in the record books. She scored 128 points during her first playoff run—the second-most ever by a WNBA rookie. Over 11 games, she knocked down 25 three-pointers, becoming the third-fastest player in league history to reach that mark in the postseason. In Game 1 of the WNBA Finals, she hit five threes, becoming the first rookie to do so in a Finals game.



2025-26 REGULAR SEASON	PPG	OPP. PPG	FG%	3FG%	FT%	RPG	APG	SPG	TO	BPG
Aces	79.7	81.2	.408	.341	.844	33.2	17.1	7.06	14.3	4.50
Liberty	86.7	79.8	.450	.351	.823	34.9	21.1	8.78	14.1	4.56

2024-25 REGULAR SEASON INDIVIDUAL BESTS	2024-25 REGULAR SEASON ACES BESTS	2024-25 REGULAR SEASON TEAM
Points 34 Jonquel Jones @ LVA 6/15/24	Points 25 Kelsey Plum vs. LVA 9/8/24	Biggest Win 12 @ LVA 8/17/24
Rebounds 17 Jonquel Jones @ LVA 8/17/24	Rebounds 12 Kiah Stokes @ LVA 6/15/24	** No Biggest Loss **
Assists 12 Sabrina Ionescu @ LVA 6/15/24	Assists 6 Kelsey Plum vs. LVA 9/8/24, Chelsea Gray vs. LVA 9/8/24, Chelsea Gray @ LVA 8/17/24, Jackie Young @ LVA 6/15/24	

ALL-TIME SERIES FACTS	NEW YORK VS LAS VEGAS
Longest Win Streak	6 wins (08/08/01-06/21/05 & 07/15/15-05/13/17)
Biggest Win	48 points: 99-61, 08/06/23
Biggest Loss	35 points: 65-100 @ LV, 06/14/19
Most Points Scored	116 points: 116-107 @ LV, 07/06/22
Most Points Allowed	108 points: 74-108, 07/14/22
Top Scorer (NYL)	Jonquel Jones: 34 pts, 90-82 @ LV, 06/15/24
Top Scorer (LVA)	Kelsey Plum: 32 pts, 78-100, 06/15/21

2025-26 REGULAR SEASON VS. ACES			2024-25 REGULAR SEASON VS. ACES			SERIES HISTORY VS. ACES				
DATE	SITE	TIME/RESULT	DATE	SITE	RESULT		ALL-TIME	STREAKS	LAST WIN	LAST LOSS
5/17/25	New York	W, 92-78	6/15/24	Las Vegas	W, 90-82	Overall	32-32	Won 5	5/17/25	8/17/23
7/8/25	New York	8:00 pm	8/17/24	Las Vegas	W, 79-67	Home	19-12	Won 4	5/17/25	7/14/22
8/13/25	Las Vegas	9:30 pm	9/8/24	New York	W, 75-71	Road	13-18	Won 2	8/17/24	8/17/23

CONNECTIONS

Head Coach **Sandy Brondello** led the **then-San Antonio Stars** in 2010, after serving as an assistant coach for the franchise for five years. Las Vegas center **Kiah Stokes** was drafted by the New York Liberty in 2015 and remained a member of the team until 2021, where she played with **Sabrina Ionescu**. The Liberty's Director of Player Development, **Andrew Wade**, coached Aces guard **Jackie Young** and the **Laces Basketball Club** in Unrivaled this past winter. **Breanna Stewart**, co-founder of Unrivaled Basketball, shared the court with Las Vegas guard **Jewell Lloyd** as members of the Mist Basketball Club. **Stewart** and **Stokes** won three NCAA championships together while playing for the University of Connecticut from 2012 to 2015. **Natasha Cloud** and Aces center **Megan Gustafson** were part of the 2021 Washington Mystics. **Kennedy Burke** and **Stewart** also teamed up with **Loyd** as members of the Seattle Storm for the 2021 season. **Marine Johannès**, representing France, faced off against a Team USA outfit that included multiple Liberty players, as well as Las Vegas center **A'ja Wilson, Young, and Loyd**, in the 2024 Paris Olympics Women's 5x5 Basketball gold medal match. **Leonie Fiebich** and **Nyara Sabally**, members of the German National Team, also played against Team USA in the 2024 Olympic Tournament. **Isabelle Harrison** and **Gustafson** both suited up for the Dallas Wings for the 2019 and 2020 seasons. **Harrison** and Aces guard **Dana Evans** were teammates with the Wings (2021) and the Chicago Sky (2024). The 2023 WNBA season saw **Rebekah Gardner** and **Evans** both play for the Chicago Sky.

MOST RECENT MATCHUP																			
LIBERTY 75, ACES 71 – SEPTEMBER 8, 2024 – BARCLAYS CENTER – BROOKLYN, NY – GAME #35 (29-6, 16-2 HOME)																			
TEAM	1	2	3	4	OT	FINAL	FG	FGA	FG%	3FG%	FT%	OR	DR	TR	A	PF	ST	TO	BS
LVA	24	9	18	20	-	71	23	64	.359	.455	1.000	2	25	27	18	23	7	12	4
NYL	26	19	19	11	-	75	27	69	.391	.208	.727	10	29	39	21	13	8	11	5
TEAM	HIGH PTS		HIGH REB		HIGH AST		TEAM		HIGH PTS		HIGH REB		HIGH AST						
NYL	B. Stewart: 21		B. Stewart: 11		S. Ionescu/J. Jones/B. Laney-Hamilton/C. Vandersloot: 4		LVA		K. Plum: 25		K. Stokes: 9		C. Gray/K. Plum: 6						

2025-26 REGULAR SEASON	PPG	OPP. PPG	FG%	3FG%	FT%	RPG	APG	SPG	TO	BPG
Dream	84.1	78.6	.429	.320	.760	37.6	20.8	6.28	13.0	4.28
Liberty	86.7	79.8	.450	.351	.823	34.9	21.1	8.78	14.1	4.56



2024-25 REGULAR SEASON INDIVIDUAL BESTS	2024-25 REGULAR SEASON DREAM BESTS	2024-25 REGULAR SEASON TEAM
Points 26 Sabrina Ionescu @ ATL 6/23/24	Points 24 Allisha Gray vs. ATL 6/30/24	Biggest Win 21 @ ATL 6/23/24
Rebounds 12 Breanna Stewart vs. ATL 6/30/24	Rebounds 12 Tina Charles vs. ATL 6/30/24	Biggest Loss 11 vs. ATL 9/19/24
Assists 11 Sabrina Ionescu @ ATL 6/23/24	Assists 9 Jordin Canada vs. ATL 6/30/24	

ALL-TIME SERIES FACTS	NEW YORK VS ATLANTA
Longest Win Streak	9 wins, 06/01/22-06/02/24
Biggest Win	36 points: 104-68, 06/02/24
Biggest Loss	33 points: 44-77, 08/08/06
Most Points Scored	104 points: 104-68, 06/02/24
Most Points Allowed	98 points: 77-98 @ IND, 09/01/16
Top Scorer (NYL)	Breanna Stewart: 45 pts, 90-73, 05/21/23
Top Scorer (ATL)	Erica Wheeler: 33 pts @ NYL, 81-76, 08/08/17

2025-26 REGULAR SEASON VS. DREAM			2024-25 REGULAR SEASON VS. DREAM			SERIES HISTORY VS. DREAM				
DATE	SITE	TIME/RESULT	DATE	SITE	RESULT		ALL-TIME	STREAKS	LAST WIN	LAST LOSS
6/17/25	New York	W, 86-81	6/6/24	Atlanta	W, 78-61	Overall	40-23	Lost 1	6/17/25	6/29/25
6/29/25	Atlanta	L, 81-90	6/23/24	Atlanta	W, 96-75	Home	19-11	Won 1	6/17/25	9/19/24
7/13/25	New York	3:00 pm	6/30/24	New York	W, 81-75	Road	21-10	Lost 1	6/23/24	6/29/25
8/23/25	Atlanta	2:00 pm	9/19/24	New York	L, 67-78					

CONNECTIONS

Sandy Brondello coached Atlanta center **Brittney Griner** for most of **Griner's** time with the Phoenix Mercury, 2014-2021, and they won a WNBA championship together in 2014. During that run, **Griner** shared the court with 2015 Phoenix 12th overall draft pick **Isabelle Harrison** (2016), and **Brondello** coached Dream forward **Nia Coffey** and guard **Shatori Walker-Kimbrough** in 2020. **Harrison** played with **Coffey** for the then-San Antonio Stars in 2017. **Walker-Kimbrough** played with **Jonquel Jones** for the Connecticut Sun in 2021. New York's **Jones** teamed up with Atlanta forward **Brionna Jones** in Connecticut from 2017 to 2022. Dream guard **Jordin Canada** has spent four seasons alongside **Kennedy Burke**, as the pair played together at UCLA from 2015 to 2018 and for the Seattle Storm in 2021. **Canada's** year in Seattle also saw her play with **Breanna Stewart** and **Epiphanny Prince**. The Liberty's **Harrison** teamed up with Atlanta guard **Allisha Gray** for the Dallas Wings from 2019 to 2022. **Natasha Cloud** was in Washington, D.C. for **Walker-Kimbrough's** two stints with the Washington Mystics, 2017-19 and 2021-24. **Andrew Wade** coached Atlanta's **Gray** in Unrivaled for the Laces Basketball club this past winter. **Natasha Cloud** and **Sabrina Ionescu** played with the Dream's **Griner** for Phantom Basketball Club in the debut Unrivaled season.

MOST RECENT MATCHUP

DREAM 90, LIBERTY 81 – JUNE 29, 2025 – GATEWAY CENTER ARENA @ COLLEGE PARK – ATLANTA, GA – GAME #16 (11-5, 5-4 AWAY)																			
TEAM	1	2	3	4	OT	FINAL	FG	FGA	FG%	3FG%	FT%	OR	DR	TR	A	PF	ST	TO	BS
NYL	19	15	19	28	-	81	30	68	.441	.346	.800	5	25	30	18	17	7	13	3
ATL	29	18	16	27	-	90	37	70	.529	.211	.545	6	32	38	27	16	7	16	2
TEAM	HIGH PTS		HIGH REB		HIGH AST		TEAM	HIGH PTS		HIGH REB		HIGH AST							
NYL	B. Stewart: 21		B. Stewart: 9		N. Cloud: 6		ATL	B. Jones: 21		A. Gray: 9		J. Canada: 8							





STORM 79, LIBERTY 70 – JULY 6, 2025 – BARCLAYS CENTER – BROOKLYN, NY – GAME #18 (12-6, 7-2 HOME)

TEAM	1	2	3	4	OT	FINAL	FG	FGA	FG%	3FG%	FT%	OR	DR	TR	A	PF	ST	TO	BS
SEA	22	19	22	16	-	79	32	71	.451	.294	.714	8	27	35	21	14	11	11	6
NYL	18	26	6	20	-	70	24	68	.353	.375	.813	11	25	36	17	12	7	17	5
TEAM	HIGH PTS			HIGH REB			HIGH AST			TEAM	HIGH PTS			HIGH REB			HIGH AST		
NYL	S. Ionescu: 22			S. Ionescu: 9			S. Ionescu: 6			SEA	G. Williams: 16			D. Malonga: 8			S. Diggins: 6		

1Q: New York held a lead from the 8:29 mark until 3:26 remained in the quarter. Seattle went on a 7-2 run to close the quarter with a four-point advantage...NYL: 7-18 FG; SEA: 10-19 FG

2Q: In a quarter with seven lead changes, the Liberty broke the final tie by scoring nine points (3-3 3FG, 3-3 FT) to the Storm's six (2-6 FG, 2-2 FT)...NYL: 5-for-5 3FG; SEA: 1-7 3FG.

3Q: A poor shooting performance from New York contributed to Seattle taking the lead and building up a 13-point lead heading into the fourth quarter...NYL: 2-19 FG; SEA: 9-19 FG.

4Q: New York outscored Seattle 20-16, but were unable to overcome the Storm's lead...**Nyara Sabally:** 2-5 FG, 2-4 FT for six points.

Game: **Natasha Cloud's** first made shot from deep brought her career 3-point total to 300. **Rebekah Gardner** forced two steals, matching her season high, while adding eight points in 11 minutes off the bench. With three blocks, **Breanna Stewart** matched her season-high and brought her WNBA career total to 404 and her Liberty career total to 134.

LIBERTY 89, SPARKS 79 – JULY 3, 2025 – BARCLAYS CENTER – BROOKLYN, NY – GAME #17 (12-5, 7-1 HOME)

TEAM	1	2	3	4	OT	FINAL	FG	FGA	FG%	3FG%	FT%	OR	DR	TR	A	PF	ST	TO	BS
LAS	20	21	18	20	-	79	27	56	.482	.263	.769	4	28	32	22	16	8	18	6
NYL	21	16	32	20	-	89	30	70	.429	.400	.895	9	23	32	21	18	10	14	5
TEAM	HIGH PTS			HIGH REB			HIGH AST			TEAM	HIGH PTS			HIGH REB			HIGH AST		
NYL	N. Cloud: 23			B. Stewart: 14			N. Cloud: 7			LAS	D. Hamby: 25			D. Hamby: 9			K. Plum: 8		

1Q: Los Angeles began the game with a 6-3 run. When New York got on the board, they chipped away at LA's lead, never allowing the Sparks to get more than three points ahead. NY tied the game twice before closing the quarter up by two on the back of two Marine Johannes free throws...NYL: 3-10 3FG; LAS: 0-5 3FG.

2Q: A closely matched quarter saw NY go 6-for-18 from the field to LA's 6-for-10. Los Angeles was able to build a six-point lead at one point, but New York tied the game three times. The Sparks broke the last tie with a three and two free throws to end the half with a four-point advantage...NYL: eight rebounds, two blocks; LAS: seven rebounds, two blocks.

3Q: Despite allowing an 8-3 LA run to open the quarter, NY shot 11-15 from the floor, 5-6 from three and 3-3 from the line to match their season-high 32 points in a quarter. New York closed out the third by breaking a tie with a 14-9 run to head into the fourth quarter with a 10-point lead...**Natasha Cloud:** 11 points, 4-6 FG, 1-2 3FG, 2-2 FT.

4Q: New York dominated the fourth quarter, extending the lead to as many as 16 points. Despite Los Angeles matching the Liberty's 20-point output, they were unable to their deficit...**Sabrina Ionescu:** 2-3 FG, 3-3 FT for seven points.

Game: **Kennedy Burke** set a new season-high with three blocks and tied her career-high with four made three-pointers. **Sandy Brondello** tied Bill Laimbeer for the second-most coaching wins in franchise regular season history with 92 total. **Sabrina Ionescu** passed Ring of Honor Member Sue Wicks for 14th in franchise history with 159 steals.

DREAM 90, LIBERTY 81 – JUNE 29, 2025 – GATEWAY CENTER ARENA @ COLLEGE PARK – ATLANTA, GA – GAME #16 (11-5, 5-4 AWAY)

TEAM	1	2	3	4	OT	FINAL	FG	FGA	FG%	3FG%	FT%	OR	DR	TR	A	PF	ST	TO	BS
NYL	19	15	19	28	-	81	30	68	.441	.346	.800	5	25	30	18	17	7	13	3
ATL	29	18	16	27	-	90	37	70	.529	.211	.545	6	32	38	27	16	7	16	2
TEAM	HIGH PTS			HIGH REB			HIGH AST			TEAM	HIGH PTS			HIGH REB			HIGH AST		
NYL	B. Stewart: 21			B. Stewart: 9			N. Cloud: 6			ATL	B. Jones: 21			A. Gray: 9			J. Canada: 8		

1Q: The first quarter featured New York's only leads of the game, gaining a one-point advantage three times. The Liberty's 95.0 offensive rating was their best quarterly performance of the game. Despite two blocks and six defensive rebounds from New York, Atlanta shot 13-22 from the floor for a 10-point lead to close the quarter...NYL: 40% FG% (6-15); ATL: 59.1% FG%.

2Q: While neither team surpassed 20 points this period, Atlanta continued to build their lead, up by as many as 20 points. New York entered the second half with a 13-point deficit...NYL: one steal, five turnovers; ATL: four steals, two turnovers.

3Q: New York held Atlanta to their lowest scoring output of the night, allowing only 16 points (6-14 FG, 1-4 3FG, 3-5 FT) to New York's 19 points (7-16 FG, 1-6 3FG, 4-6 FT). The Dream continued to hold their advantage...**Breanna Stewart & Natasha Cloud:** 3-for-6 FG.

4Q: The Liberty tied their fourth-quarter high for made threes this season, shooting 5-11 from beyond the arc. New York cut the lead to nine to close the game with a 90-81 loss...**Sabrina Ionescu & Marine Johannes:** 4-for-5 3FG; ATL: 3-for-5 3FG.

Game: **Breanna Stewart** became NYL's sixth all-time leading rebounder. **Isabelle Harrison** notched her 1,000th career rebound. **Kennedy Burke** matched her season-high of three steals.

MERCURY 106, LIBERTY 91 – JUNE 27, 2025 – PHX ARENA – PHOENIX, AZ – GAME #15 (11-4, 5-3 AWAY)

TEAM	1	2	3	4	OT	FINAL	FG	FGA	FG%	3FG%	FT%	OR	DR	TR	A	PF	ST	TO	BS
NYL	19	24	27	21	-	91	33	65	.508	.333	.760	6	24	30	21	10	9	12	0
PHO	28	33	27	18	-	106	41	78	.526	.462	.857	10	26	36	30	17	7	13	1
TEAM	HIGH PTS			HIGH REB			HIGH AST			TEAM	HIGH PTS			HIGH REB			HIGH AST		
NYL	B. Stewart: 17			N. Sabally: 6			N. Cloud/S. Ionescu: 7			PHO	S. Sabally: 25			A. Thomas: 9			A. Thomas: 15		

1Q: Through the first 1:53 of the first quarter, New York held a two-point lead. From that point, Phoenix shot 11-for-17 from the floor to lead by as many as 10 points. **Kennedy Burke** set a season-high for quarterly scoring, contributing 10 points. Phoenix closed 1Q with a nine-point lead...NYL: six rebounds; PHX: 15 rebounds.

2Q: New York shot an efficient 8-12 from the field, but Phoenix went on a 13-3 run to close the quarter with a 19-point lead...NYL: 4-7 3FGM; PHX: 7-13 3FGM.

3Q: The Liberty matched their second-best FG% of the season as they shot 73.3% (11-15) and matched the Mercury's scoring performance with 27 points apiece. New York shrank the lead to as little as nine points with 4:34 remaining, but Phoenix shot 7-11 from the field to end 3Q with an 18-point edge...NYL: 0-3 3FGM; PHX: 5-10 3FGM.

4Q: New York held the final quarter with an 11-7 run, but Phoenix continued to lead by at least 10 points through the final buzzer...NYL: 6-17 FGM; PHX: 8-19 FGM.

Game: **Nyara Sabally** set a new career scoring high with 16 points, shooting 85.7% (6-7). **Kennedy Burke** matched her season high for points in a half with 10 in the first, going 4-for-5 from the field and 2-for-3 from three. The Liberty had five scorers finish in double figures for the second consecutive game, for just the seventh such streak in New York history.



LIBERTY PLAYER TOTALS, SINGLE-GAME HIGHS



PLAYER	GP-GS	MIN	MPG	FG-ATT	FG%	3FG-ATT	3FG%	FT-FTA	FT%	OFF	DEF	TOT/AVG	AST	APG	PF-D	STL	SPG	TO	BLK	BPG	PTS	AVG
Stewart, B.	18-18	581	32.3	122-253	.482	11-56	.196	102-124	.823	17	99	116/6.4	66	3.7	35-102	23	1.28	41	23	1.28	357	19.8
Ionescu, S.	17-17	531	31.2	101-254	.398	46-136	.338	73-78	.936	11	64	75/4.4	88	5.2	23-61	27	1.59	45	6	0.35	321	18.9
Cloud, N.	18-18	515	28.6	63-150	.420	22-69	.319	33-35	.943	8	59	67/3.7	112	6.2	56-29	25	1.39	35	6	0.33	181	10.1
Burke, K.	18-5	408	22.7	56-113	.496	33-66	.500	21-27	.778	13	34	47/2.6	21	1.2	26-22	18	1.00	20	13	0.72	166	9.2
Johannès, M.	18-1	328	18.2	43-100	.430	28-81	.346	3-4	.750	8	33	41/2.3	24	1.3	22-5	14	0.78	25	4	0.22	117	6.5
Jones, J.	9-9	206	22.9	38-80	.475	14-32	.438	19-29	.655	17	69	86/9.6	21	2.3	19-31	5	0.56	15	10	1.11	109	12.1
Gardner, R.	18-4	249	13.9	30-60	.500	9-21	.429	12-14	.857	12	22	34/1.9	10	0.6	33-13	9	0.50	8	5	0.28	81	4.5
Sabally, N.	12-7	228	19.0	29-59	.492	0-5	.000	17-25	.680	23	36	59/4.9	7	0.6	26-23	9	0.75	10	9	0.75	75	6.3
Fiebich, L.	11-11	281	25.6	24-48	.500	15-31	.484	9-12	.750	8	34	42/3.8	8	0.7	26-10	10	0.91	17	5	0.45	72	6.5
Harrison, I.	17-0	150	8.8	24-50	.480	1-5	.200	5-9	.556	12	33	45/2.6	12	0.7	20-8	8	0.47	9	0	0.00	54	3.2
Sherrod, J.	14-0	92	6.6	5-19	.263	2-10	.200	7-9	.778	2	9	11/0.8	9	0.6	15-11	10	0.71	10	0	0.00	19	1.4
Davis, M.	9-0	31	3.4	1-4	.250	0-3	.000	6-7	.857	1	4	5/0.6	1	0.1	2-4	0	0.00	3	1	0.11	8	0.9
LIBERTY	18	3,594	199.7	536-1,190	.450	181-515	.351	307-373	.823	132	496	628/34.9	379	21.1	303-319	158	8.78	238	82	4.56	1,560	86.7
OPPONENTS	18	3,594	199.7	531-1,276	.416	159-482	.330	215-294	.731	180	471	651/36.2	371	20.6	319-303	131	7.28	256	55	3.06	1,436	79.8
PLAYER		MIN	FG	ATT	FG%	3FG	ATT	3FG%	FT	FTA	FT%	OFF	DEF	TOT	AST	PF	FD	STL	TO	BLK	PTS	
Davis, M.		8 (2)	1	1 (4)	1.000	--	1 (3)	--	2 (2)	2 (3)	1.000 (3)	1	2	2 (2)	1	1 (2)	1 (4)	--	2	1	3	
Sherrod, J.		18	2 (2)	5	.500	1 (2)	3 (2)	.333 (2)	3	3 (2)	1.000 (3)	1 (2)	3	3	3	3 (2)	4	3	2 (3)	--	8	
Gardner, R.		34	5	10	1.000 (2)	2 (2)	5	1.000 (3)	4	4	1.000 (4)	3	4	5	4	5	2 (5)	2 (2)	1 (8)	1 (5)	12	
Sabally, N.		31	6	12	1.000	--	3	--	4	7	1.000 (5)	4 (2)	7	9 (2)	1 (7)	4 (2)	5	4	3 (2)	2 (3)	16	
Cloud, N.		35	8 (2)	17	1.000	4	7	1.000	6	6 (2)	1.000 (9)	2	6 (2)	7	10 (2)	5 (2)	4 (2)	5	6	2 (2)	23	
Fiebich, L.		33	4 (2)	6	.800 (2)	3	4 (3)	.750	2 (3)	2 (6)	1.000 (3)	3	8	9	3	4	2 (2)	3	5	3	13	
Ionescu, S.		38	12	21	.667	6	15	.667	9	9 (2)	1.000 (13)	2 (3)	7 (2)	9	7 (3)	4	7	4	7	2 (2)	34 (2)	
Harrison, I.		21	5	8	.667 (4)	1	1 (5)	1.000	2	3	1.000	3	5 (2)	6 (2)	2 (3)	5	3	3	2 (4)	--	10	
Burke, K.		30	6 (2)	14	.833	4 (4)	9	1.000 (4)	4	4 (3)	1.000 (6)	4	6	7	3	5	3 (3)	3 (2)	4	3	20	
Johannès, M.		36	7	13	.750	6	11	.667 (2)	2	2 (2)	1.000	2 (2)	5	6	6	3	1 (5)	4	4 (2)	1 (4)	18	
Stewart, B.		38	11	19	.800	3	6	.750	15	19	1.000 (6)	4	10 (2)	14	7 (2)	4 (2)	16	3 (4)	6	3 (2)	35	
Jones, J.		36	9	15	1.000	3 (2)	6	.750 (2)	6	7	1.000	4 (3)	15	18	6	4 (2)	6	2	3 (3)	4	26	
	LIBERTY	200 (18)	37	74	.623	19 (2)	38	.594	25	32	.941	13	37 (2)	50	30	23	25	14	20	9	100	
	OPPONENTS	200 (18)	41	82 (2)	.529	18	39	.486	22	27	1.000	15 (3)	32	51	30	25	23	13	23	7	106	



QUARTER & HALF SCORING BREAKDOWN



				NYL			OPP			POINT DIFF.			NYL			OPP			POINT DIFF.			NYL			OPP			POINT DIFF.		
DATE	OPPONENT	OVERALL REC	W/L	1ST	1ST	POINT DIFF.	2ND	2ND	POINT DIFF.	3RD	3RD	POINT DIFF.	4TH	4TH	POINT DIFF.	5TH	5TH	POINT DIFF.	6TH	6TH	POINT DIFF.	7TH	7TH	POINT DIFF.	8TH	8TH	POINT DIFF.	9TH	9TH	POINT DIFF.
5/17	Las Vegas	1-0	W	19	20	-1	28	13	15	16	25	-9	29	20	9															
5/22	at Chicago	2-0	W	28	23	5	25	9	16	22	22	0	24	20	4															
5/24	at Indiana	3-0	W	30	29	1	25	17	8	13	30	-17	22	12	10															
5/27	Golden State	4-0	W	27	10	17	21	19	2	19	22	-3	28	16	12															
5/29	Golden State	5-0	W	20	18	2	17	19	-2	20	19	1	25	21	4															
5/30	at Washington	6-0	W	27	17	10	17	15	2	22	16	6	19	15	4															
6/1	Connecticut	7-0	W	31	13	18	29	15	14	30	8	22	10	16	-6															
6/5	at Washington	8-0	W	17	22	-5	32	12	20	24	23	1	13	21	-8															
6/10	Chicago	9-0	W	26	15	11	26	17	9	18	10	8	15	24	-9															
6/14	at Indiana	9-1	L	26	24	2	24	29	-5	21	27	-6	17	22	-5															
6/17	Atlanta	10-1	W	24	20	4	16	23	-7	20	25	-5	26	13	13															
6/19	Phoenix	10-2	L	17	15	2	21	26	-5	27	23	4	16	25	-9															
6/22	at Seattle	10-3	L	22	22	0	20	21	-1	19	25	-6	18	21	-3															
6/25	at Golden State	11-3	W	29	32	-3	17	11	6	18	18	0	17	17	0															
6/27	at Phoenix	11-4	L	19	28	-9	24	33	-9	27	27	0	21	18	3															
6/29	at Atlanta	11-5	L	19	29	-10	15	18	-3	19	16	3	28	27	1															
7/3	Los Angeles	12-5	W	21	20	1	16	21	-5	32	18	14	20	20	0															
7/6	Seattle	12-6	L	18	22	-4	26	19	7	6	22	-16	20	16	4															
7/8	Las Vegas	--	--	--	--	--	--	--	--	--	--	--	--	--	--															
7/13	Atlanta	--	--	--	--	--	--	--	--	--	--	--	--	--	--															
7/16	Indiana	--	--	--	--	--	--	--	--	--	--	--	--	--	--															
7/22	Indiana	--	--	--	--	--	--	--	--	--	--	--	--	--	--															
7/25	Phoenix	--	--	--	--	--	--	--	--	--	--	--	--	--	--															
7/26	Los Angeles	--	--	--	--	--	--	--	--	--	--	--	--	--	--															
7/28	at Dallas	--	--	--	--	--	--	--	--	--	--	--	--	--	--															
7/30	at Minnesota	--	--	--	--	--	--	--	--	--	--	--	--	--	--															
8/1	at Connecticut	--	--	--	--	--	--	--	--	--	--	--	--	--	--															
8/3	at Connecticut	--	--	--	--	--	--	--	--	--	--	--	--	--	--															
8/5	Dallas	--	--	--	--	--	--	--	--	--	--	--	--	--	--															
8/8	at Dallas	--	--	--	--	--	--	--	--	--	--	--	--	--	--															
8/10	Minnesota	--	--	--	--	--	--	--	--	--	--	--	--	--	--															
8/12	at Los Angeles	--	--	--	--	--	--	--	--	--	--	--	--	--	--															
8/13	at Las Vegas	--	--	--	--	--	--	--	--	--	--	--	--	--	--															
8/16	at Minnesota	--	--	--	--	--	--	--	--	--	--	--	--	--	--															
8/19	Minnesota	--	--	--	--	--	--	--	--	--	--	--	--	--	--															
8/21	Chicago	--	--	--	--	--	--	--	--	--	--	--	--	--	--															
8/23	at Atlanta	--	--	--	--	--	--	--	--	--	--	--	--	--	--															
8/25	Connecticut	--	--	--	--	--	--	--	--	--	--	--	--	--	--															
8/28	Washington	--	--	--	--	--	--	--	--	--	--	--	--	--	--															
8/30	at Phoenix	--	--	--	--	--	--	--	--	--	--	--	--	--	--															
9/2	at Golden State	--	--	--	--	--	--	--	--	--	--	--	--	--	--															
9/5	at Seattle	--	--	--	--	--	--	--	--	--	--	--	--	--	--															
9/9	Washington	--	--	--	--	--	--	--	--	--	--	--	--	--	--															
9/11	at Chicago	--	--	--	--	--	--	--	--	--	--	--	--	--	--															
2025-26 TOTALS		12-6	--	420	379	41	399	337	62	373	376	-3	368	344	24															
AVG/GAME		--	--	23.3	21.1	2.3	22.2	18.7	3.4	20.7	20.9	-0.2	20.4	19.1	1.3															

NYL	OPP	NYL		OPP		NYL	OPP	NYL	OPP	BIGGEST LEAD	BIGGEST LEAD	TOTAL	TOTAL
DATE	OPPONENT	OVERALL REC	W/L	1ST HALF	1ST HALF	POINT DIFF.	2ND HALF	2ND HALF	POINT DIFF.				
5/17	Las Vegas	1-0	W	47	33	14	45	45	0	17	2	92	78
5/22	at Chicago	2-0	W	53	32	21	46	42	4	31	3	99	74
5/24	at Indiana	3-0	W	55	46	9	35	42	-7	15	12	90	88
5/27	Golden State	4-0	W	48	29	19	47	38	9	33	0	95	67
5/29	Golden State	5-0	W	37	37	0	45	40	5	6	4	82	77
5/30	at Washington	6-0	W	44	32	12	41	31	10	22	2	85	63
6/1	Connecticut	7-0	W	60	28	32	40	24	16	57	0	100	52
6/5	at Washington	8-0	W	49	34	15	37	44	-7	16	6	86	78
6/10	Chicago	9-0	W	52	32	20	33	34	-1	34	0	85	66
6/14	at Indiana	9-1	L	50	53	-3	38	49	-11	11	16	88	102
6/17	Atlanta	10-1	W	40	43	-3	46	38	8	5	17	86	81
6/19	Phoenix	10-2	L	38	41	-3	43	48	-5	6	10	81	89
6/22	at Seattle	10-3	L	42	43	-1	37	46	-9	5	10	79	89
6/25	at Golden State	11-3	W	46	43	3	35	35	0	6	6	81	78
6/27	at Phoenix	11-4	L	43	61	-18	48	45	3	2	19	91	106
6/29	at Atlanta	11-5	L	34	47	-13	47	43	4	1	20	81	90
7/3	Los Angeles	12-5	W	37	41	-4	52	38	14	13	11	89	79
7/6	Seattle	12-6	L	44	41	3	26	38	-12	5	19	70	79
7/8	Las Vegas	--	--	--	--	--	--	--	--	--	--	--	--
7/13	Atlanta	--	--	--	--	--	--	--	--	--	--	--	--
7/16	Indiana	--	--	--	--	--	--	--	--	--	--	--	--
7/22	Indiana	--	--	--	--	--	--	--	--	--	--	--	--
7/25	Phoenix	--	--	--	--	--	--	--	--	--	--	--	--
7/26	Los Angeles	--	--	--	--	--	--	--	--	--	--	--	--
7/28	at Dallas	--	--	--	--	--	--	--	--	--	--	--	--
7/30	at Minnesota	--	--	--	--	--	--	--	--	--	--	--	--
8/1	at Connecticut	--	--	--	--	--	--	--	--	--	--	--	--
8/3	at Connecticut	--	--	--	--	--	--	--	--	--	--	--	--
8/5	Dallas	--	--	--	--	--	--	--	--	--	--	--	--
8/8	at Dallas	--	--	--	--	--	--	--	--	--	--	--	--
8/10	Minnesota	--	--	--	--	--	--	--	--	--	--	--	--
8/12	at Los Angeles	--	--	--	--	--	--	--	--	--	--	--	--
8/13	at Las Vegas	--	--	--	--	--	--	--	--	--	--	--	--
8/16	at Minnesota	--	--	--	--	--	--	--	--	--	--	--	--
8/19	Minnesota	--	--	--	--	--	--	--	--	--	--	--	--
8/21	Chicago	--	--	--	--	--	--	--	--	--	--	--	--
8/23	at Atlanta	--	--	--	--	--	--	--	--	--	--	--	--
8/25	Connecticut	--	--	--	--	--	--	--	--	--	--	--	--
8/28	Washington	--	--	--	--	--	--	--	--	--	--	--	--
8/30	at Phoenix	--	--	--	--	--	--	--	--	--	--	--	--
9/2	at Golden State	--	--	--	--	--	--	--	--	--	--	--	--
9/5	at Seattle	--	--	--	--	--	--	--	--	--	--	--	--
9/9	Washington	--	--	--	--	--	--	--	--	--	--	--	--
9/11	at Chicago	--	--	--	--	--	--	--	--	--	--	--	--
2025-26 TOTALS		12-6	--	819	716	103	741	720	21	285	157	1,560	1,436
AVG/GAME		--	--	45.5	39.8	5.7	41.2	40.0	1.2	15.8	8.7	86.7	79.8

STARTING LINEUPS AND RECORDS



LIBERTY RECORD WHEN...	OVERALL	HOME	ROAD	NUMBER OF TIMES RECORDING	POINTS	REB	AST	BLK	STL	DD	TD
Outrebounding opponent	5-0	4-0	1-0	Kennedy Burke	9	1	--	--	1	2	--
Outrebounded by opponent	7-6	3-2	4-4	Natasha Cloud	7	3	--	2	--	3	--
Tied in Rebounding	0-0	0-0	0-0	Marquesha Davis	--	--	--	--	--	--	--
Shooting better than opponent	8-2	5-1	3-1	Leonie Fiebich	2	--	--	--	1	1	--
Shooting worse than opponent	4-4	2-1	2-3	Rebekah Gardner	3	--	--	--	--	--	--
Shooting same than opponent	0-0	0-0	0-0	Isabelle Harrison	1	--	--	--	1	--	--
More FTM than opponent	9-4	5-1	4-3	Sabrina Ionescu	14	8	2	--	--	3	--
Less FTM than opponent	2-1	2-1	0-0	Marine Johannès	5	--	--	--	--	2	--
Same FTM than opponent	1-1	0-0	1-1	Jonquel Jones	7	1	--	6	--	1	--
More 3FGM than opponent	8-3	5-2	3-1	Nyara Sabally	2	--	--	--	--	1	--
Less 3FGM than opponent	2-2	2-0	0-2	Jaylyn Sherrod	--	--	--	--	--	1	--
Same 3FGM than opponent	2-1	0-0	2-1	Breanna Stewart	17	9	1	3	--	2	4
More assists than opponent	6-0	4-0	2-0	NUMBER OF TIMES LEADING TEAM IN... (INCLUDES TIES)							
Less assists than opponent	6-6	3-2	3-4		PTS	REB	AST	BLK	STL	MIN	
Same assists than opponent	0-0	0-0	0-0	Kennedy Burke	--	--	--	3	4	--	
More turnovers than opponent	1-3	0-2	1-1	Natasha Cloud	2	--	14	3	6	2	
Less turnovers than opponent	8-1	4-0	4-1	Marquesha Davis	--	--	--	1	--	--	
Same turnovers than opponent	3-2	3-0	0-2	Leonie Fiebich	--	1	--	1	2	--	
Bench outscores opponent bench	7-3	4-1	3-2	Rebekah Gardner	--	--	--	3	1	--	
Opponent bench outscores NYL	4-3	3-1	1-2	Isabelle Harrison	--	--	--	1	2	--	
Bench scoring equal	1-0	0-0	1-0	Sabrina Ionescu	6	1	5	4	7	6	
Scoring less than 80 points	0-2	0-1	0-1	Marine Johannès	--	--	--	3	3	--	
Scoring between 80-89 points	7-3	4-1	3-2	Jonquel Jones	1	7	--	4	1	1	
Scoring between 90-99 points	4-1	2-0	2-1	Nyara Sabally	--	4	--	4	1	--	
Scoring between 100-109	1-0	1-0	0-0	Jaylyn Sherrod	--	--	--	1	2	--	
Scoring 110 or more points	0-0	0-0	0-0	Breanna Stewart	9	6	1	8	5	9	
Opponent scores less than 80	10-1	6-1	4-0								
Opponent scores between 80-89	2-2	1-1	1-1								
Opponent scores between 90-99	0-1	0-0	0-1								
Opponent scores between 100-109	0-2	0-0	0-2								
Opponent scores 110 or more	0-0	0-0	0-0								

STARTING LINEUPS

LAST USED	GAME	FORWARD	FORWARD	CENTER	GUARD	GUARD	RECORD
6/5/25	at Mystics	Fiebich, L.	Stewart, B.	Jones, J.	Ionescu, S.	Cloud, N.	7-0
6/10/25	vs. Sky	Fiebich, L.	Stewart, B.	Sabally, N.	Ionescu, S.	Cloud, N.	1-0
6/14/25	at Fever	Burke, K.	Stewart, B.	Sabally, N.	Ionescu, S.	Cloud, N.	0-1
6/17/25	vs. Dream	Stewart, B.	Sabally, N.	Jones, J.	Ionescu, S.	Cloud, N.	1-0
6/19/25	vs. Mercury	Burke, K.	Stewart, B.	Jones, J.	Ionescu, S.	Cloud, N.	0-1
6/22/25	at Storm	Gardner, R.	Stewart, B.	Sabally, N.	Johannès, M.	Cloud, N.	0-1
6/29/25	at Dream	Gardner, R.	Stewart, B.	Sabally, N.	Ionescu, S.	Cloud, N.	1-2
7/6/25	vs. Storm	Fiebich, L.	Burke, K.	Stewart, B.	Ionescu, S.	Cloud, N.	2-1





TEAM RECORD

	RECORD	HOME	ROAD	OT
OVERALL	12-6	7-2	5-4	--
EASTERN	7-2	3-0	4-2	--
WESTERN	5-4	4-2	1-2	--

TEAM RECORD - BY TEAM

	RECORD	HOME	ROAD	OT
OVERALL	12-6	7-2	5-4	--
ATLANTA	1-1	1-0	0-1	--
CHICAGO	2-0	1-0	1-0	--
CONNECTICUT	1-0	1-0	--	--
GOLDEN STATE	3-0	2-0	1-0	--
INDIANA	1-1	--	1-1	--
LAS VEGAS	1-0	1-0	--	--
LOS ANGELES	1-0	1-0	--	--
PHOENIX	0-2	0-1	0-1	--
SEATTLE	0-2	0-1	0-1	--
WASHINGTON	2-0	--	2-0	--

HEAD COACH: SANDY BRONDELLO

	TENURE	WON	LOSS	PCT.
OVERALL:		165	99	.625
W/ CLUB:		92	42	.687

AFTER 18 GAMES: W12, L6

MARGIN	1	2	3	4	5	6	7	8	9	10	11	12	13	14	15	16	17	18	19	20	21	22	23	24	25
Won By:	1	1		2				1		1				1					1		1				1
Lost By:								1	2	1				1	1										

MARGIN	26	27	28	29	30	31	32	33	34	35	36	37	38	39	40	41	42	43	44	45	46	47	48	49	50+
Won By:			1																					1	
Lost By:																									

AT START OF:	OVERALL	HOME	ROAD	FG%:	OVERALL	HOME	ROAD
2nd-Ahead:	9-2	6-1	3-1	-44%	6-3	3-2	3-1
-Behind:	3-3	1-1	2-2	45-49%	3-2	2-0	1-2
-Tied:	0-1	0-0	0-1	50-54%	1-1	1-0	0-1
3rd-Ahead:	9-1	4-1	5-0	55-59%	1-0	0-0	1-0
-Behind:	2-5	2-1	0-4	+60%	1-0	1-0	0-0
-Tied:	1-0	1-0	0-0				
4th-Ahead:	10-1	6-1	4-0				
-Behind:	2-5	1-1	1-4				
-Tied:	0-0	0-0	0-0				



PLAYER AND TEAM SUPERLATIVES



NEW YORK LIBERTY			OPPONENTS		
Points	35	Breanna Stewart vs. PHO 06/19/2025	32	Caitlin Clark at IND 06/14/2025	
Points in a Quarter	18	Breanna Stewart (3rd) vs. PHO 06/19/2025	14	Kate Martin (4th) at GSV 06/25/2025	
Points in a Half	21	Breanna Stewart (2nd) vs. PHO 06/19/2025	14	Caitlin Clark (1st) at IND 06/14/2025	
Field Goals	12	Sabrina Ionescu vs. ATL 06/17/2025	25	Caitlin Clark (1st) at IND 06/14/2025	
Field Goal Attempts	21	Sabrina Ionescu vs. GSV 05/29/2025	12	Nneka Ogumike at SEA 06/22/2025	
Field Goal Percentage	1.000	Nyara Sabally (4-4) vs. CHI 06/10/2025	12	Aliyah Boston at IND 05/24/2025	
3-PT Field Goal	6	Sabrina Ionescu vs. GSV 05/29/2025	22	A'ja Wilson vs. LVA 05/17/2025	
3-PT FG Attempts	6	Marine Johannès vs. GSV 05/27/2025	1.000	Temi Fagbénlé (5-5) vs. GSV 05/27/2025	
3-PT FG Percentage	1.000	Sabrina Ionescu vs. GSV 05/29/2025	7	Satou Sabally at PHO 06/27/2025	
	1.000	Kennedy Burke (4-4) at WAS 06/05/2025	7	Caitlin Clark at IND 06/14/2025	
	1.000	Kennedy Burke (4-4) at CHI 05/22/2025	14	Caitlin Clark at IND 06/14/2025	
Free Throws	15	Breanna Stewart vs. GSV 05/29/2025	1.000	Michaela Onyenwere (2-2) vs. CHI 06/10/2025	
Free Throw Attempts	19	Breanna Stewart vs. GSV 05/29/2025	1.000	Lexie Hull (2-2) at IND 05/24/2025	
Free Throw Percentage	1.000	Sabrina Ionescu (9-9) vs. PHO 06/19/2025	1.000	Dana Evans (2-2) vs. LVA 05/17/2025	
Offensive Rebounds	4	Breanna Stewart vs. LAS 07/03/2025	9	Kelsey Plum vs. LAS 07/03/2025	
	4	Kennedy Burke at GSV 06/25/2025	9	Brittney Sykes at WAS 05/30/2025	
	4	Jonquel Jones vs. ATL 06/17/2025	10	Kelsey Plum vs. LAS 07/03/2025	
	4	Nyara Sabally at IND 06/14/2025	10	Brittney Sykes at WAS 05/30/2025	
	4	Jonquel Jones vs. GSV 05/27/2025	1.000	A'ja Wilson (8-8) vs. LVA 05/17/2025	
	4	Jonquel Jones at IND 05/24/2025	8	Angel Reese at CHI 05/22/2025	
	4	Nyara Sabally vs. LVA 05/17/2025			
Defensive Rebounds	15	Jonquel Jones at WAS 05/30/2025	14	A'ja Wilson vs. LVA 05/17/2025	
Total Rebounds	18	Jonquel Jones at WAS 05/30/2025	16	A'ja Wilson vs. LVA 05/17/2025	
Assists	10	Natasha Cloud vs. PHO 06/19/2025	15	Alyssa Thomas at PHO 06/27/2025	
	10	Natasha Cloud vs. GSV 05/27/2025			
Steals	5	Natasha Cloud at IND 05/24/2025	4	Gabby Williams at SEA 06/22/2025	
Blocks	4	Jonquel Jones at CHI 05/22/2025	4	Kayla Thornton vs. GSV 05/27/2025	
Minutes	38:16	Sabrina Ionescu vs. ATL 06/17/2025	39:12	Azurá Stevens vs. LAS 07/03/2025	
Points in Paint	18	Breanna Stewart vs. LVA 05/17/2025	22	Rhyné Howard vs. ATL 06/17/2025	
Second Chance Points	7	Breanna Stewart vs. ATL 06/17/2025	8	Aliyah Boston at IND 05/24/2025	
	7	Breanna Stewart at IND 06/14/2025			
	7	Breanna Stewart vs. GSV 05/27/2025			
Fast Break Points	14	Sabrina Ionescu at IND 06/14/2025	7	Sami Whitcomb vs. PHO 06/19/2025	

LIBERTY HIGHS	LIBERTY LOWS	CATEGORY	OPPONENTS HIGHS	OPPONENTS LOWS
100 vs. CON 06/01/2025	70 vs. SEA 07/06/2025	Points	106 at PHO 06/27/2025	52 vs. CON 06/01/2025
31 vs. CON 06/01/2025	17 (2) vs. PHO 06/19/2025	Points/1st Qtr.	32 at GSV 06/25/2025	10 vs. GSV 05/27/2025
32 at WAS 06/05/2025	15 at ATL 06/29/2025	Points/2nd Qtr.	33 at PHO 06/27/2025	9 at CHI 05/22/2025
60 vs. CON 06/01/2025	34 at ATL 06/29/2025	Points/1st Half	61 at PHO 06/27/2025	28 vs. CON 06/01/2025
32 vs. LAS 07/03/2025	6 vs. SEA 07/06/2025	Points/3rd Qtr.	30 at IND 05/24/2025	8 vs. CON 06/01/2025
29 vs. LVA 05/17/2025	10 vs. CON 06/01/2025	Points/4th Qtr.	27 at ATL 06/29/2025	12 at IND 05/24/2025
52 vs. LAS 07/03/2025	26 vs. SEA 07/06/2025	Points/2nd Half	49 at IND 06/14/2025	24 vs. CON 06/01/2025
37 vs. GSV 05/27/2025	23 vs. GSV 05/29/2025	Field Goals	41 at PHO 06/27/2025	19 vs. CON 06/01/2025
74 vs. GSV 05/27/2025	53 vs. CON 06/01/2025	Field Goal Attempts	82 (2) at SEA 06/22/2025	56 vs. LAS 07/03/2025
.623 vs. CON 06/01/2025	.353 vs. SEA 07/06/2025	Field Goal Percentage	.529 at ATL 06/29/2025	.284 at WAS 05/30/2025
19 (2) vs. CON 06/01/2025	4 vs. LVA 05/17/2025	3-PT Field Goal	18 at PHO 06/27/2025	4 (2) at ATL 06/29/2025
38 at WAS 05/30/2025	18 at PHO 06/27/2025	3-PT FG Attempts	39 at PHO 06/27/2025	16 at WAS 05/30/2025
.594 vs. CON 06/01/2025	.190 vs. LVA 05/17/2025	3-PT FG Percentage	.486 at IND 06/14/2025	.211 at ATL 06/29/2025
25 at IND 05/24/2025	7 vs. GSV 05/27/2025	Free Throws	22 vs. PHO 06/19/2025	4 vs. CHI 06/10/2025
32 at IND 05/24/2025	11 vs. CHI 06/10/2025	Free Throw Attempts	27 vs. PHO 06/19/2025	7 (2) at PHO 06/27/2025
.941 at CHI 05/22/2025	.538 vs. GSV 05/27/2025	Free Throw Percentage	1.000 vs. ATL 06/17/2025	.520 at CHI 05/22/2025
13 at GSV 06/25/2025	2 vs. CON 06/01/2025	Offensive Rebounds	15 (3) vs. PHO 06/19/2025	4 vs. LAS 07/03/2025
37 (2) at WAS 05/30/2025	23 vs. LAS 07/03/2025	Defensive Rebounds	32 at ATL 06/29/2025	16 vs. CON 06/01/2025
46 at WAS 05/30/2025	28 at CHI 05/22/2025	Total Rebounds	42 vs. PHO 06/19/2025	26 vs. CON 06/01/2025
30 vs. GSV 05/27/2025	15 at WAS 06/05/2025	Assists	30 at PHO 06/27/2025	11 vs. CON 06/01/2025
14 vs. GSV 05/27/2025	5 at GSV 06/25/2025	Steals	13 at SEA 06/22/2025	3 (2) at WAS 06/05/2025
13 (18) vs. PHO 06/19/2025	13 (18) vs. PHO 06/19/2025	Team Fouls	13 (18) at IND 06/14/2025	13 (18) at IND 06/14/2025
23 at WAS 06/05/2025	10 at PHO 06/27/2025	Personal Fouls	25 at IND 05/24/2025	11 vs. CHI 06/10/2025
20 at SEA 06/22/2025	6 vs. LVA 05/17/2025	Turnovers	23 at CHI 05/22/2025	10 (5) vs. SEA 07/06/2025
9 at CHI 05/22/2025	0 at PHO 06/27/2025	Blocks	7 vs. ATL 06/17/2025	0 vs. CON 06/01/2025
56 vs. LVA 05/17/2025	18 vs. GSV 05/29/2025	Points in Paint	62 at ATL 06/29/2025	14 vs. CON 06/01/2025
16 at IND 06/14/2025	0 (2) vs. CON 06/01/2025	Second Chance Points	26 vs. PHO 06/19/2025	4 vs. LAS 07/03/2025
29 vs. CON 06/01/2025	6 at GSV 06/25/2025	Fast Break Points	19 at IND 06/14/2025	0 at WAS 06/05/2025
57 vs. CON 06/01/2025	1 at ATL 06/29/2025	Biggest Lead	20 at ATL 06/29/2025	0 (3) vs. CHI 06/10/2025
37 vs. GSV 05/27/2025	4 vs. ATL 06/17/2025	Bench Points	41 at CHI 05/22/2025	7 at IND 05/24/2025
32 vs. GSV 05/27/2025	9 vs. LVA 05/17/2025	Points Off Turnovers	22 at SEA 06/22/2025	7 vs. LVA 05/17/2025





BY LIBERTY

BY OPPONENT

AN INDIVIDUAL...		
38 PTS, Breanna Stewart: (NYL L, 79-88) vs. Minnesota, 09/15/24	Scored 30+ points	30 PTS, Layshia Clarendon: (NYL W, 96-89) vs. Los Angeles, 09/07/23
40 PTS, Breanna Stewart: (NYL W, 94-93) @ Dallas, 09/05/23	Scored 40+ points	53 PTS, Liz Cambage: (NYL L, 87-104) @ Dallas, 07/17/18
* Never Has Happened *	Scored 50+ points	53 PTS, Liz Cambage: (NYL L, 87-104) @ Dallas, 07/17/18
18 REB, Breanna Stewart: (NYL L, 79-88) vs. Minnesota, 09/15/24	Had 15+ Rebounds	16 REB, Angel Reese: (NYL W, 81-67) @ Chicago, 07/13/24
21 REB, Amanda Zahui B: (NYL L, 63-80) @ Las Vegas, 08/29/20	Had 20+ Rebounds	21 REB, Sylvia Fowles: (NYL W, 57-54) vs. Chicago, 07/11/10
16 AST, Sabrina Ionescu: (NYL W, 89-69) vs. Phoenix, 07/31/22	Had 15+ assists	16 AST, Courtney Vandersloot: (NYL W, 93-85) @ Chicago, 05/23/21
5 BLK, Jonquel Jones: (NYL W, 77-70) vs. Seattle, 09/05/24	Had 5+ Blocks	5 BLK, Shakira Austin: (NYL W, 85-80) @ Washington, 05/14/24
5 STL, Breanna Stewart: (NYL L, 93-99) @ Phoenix, 06/18/24	Had 5+ Steals	5 STL, DiJonai Carrington: (NYL W, 82-74) vs. Connecticut, 07/16/24
12 FGM, Breanna Stewart: (NYL L, 79-88) vs. Minnesota, 09/15/24	Made 10+ Field Goals	11 FGM, Skylar Diggins: (NYL W, 98-85) @ Seattle, 08/30/24
15 FGM, Breanna Stewart: (NYL W, 100-89) @ Indiana, 08/13/23	Made 15+ Field Goals	17 FGM, Liz Cambage: (NYL L, 87-104) @ Dallas, 07/17/18
7 3FGM, Sabrina Ionescu: (NYL L, 83-88) vs. Minnesota, 07/28/23	Made 7+ 3-Pointers	7 3FGM, Jewell Loyd: (NYL L, 83-99) vs. Seattle, 08/20/21
12 3FGM, Sabrina Ionescu: (NYL L, 79-88) vs. Minnesota, 09/15/24	10+ 3-Pointer Attempts	10 3FGM, Kelsey Plum: (NYL W, 75-71) vs. Las Vegas, 09/08/24
15 FTM, Kia Nurse: (NYL W, 98-92) @ Los Angeles, 06/15/19	Made 15+ Free Throws	15 FTM, Breanna Stewart: (NYL L, 71-79 (OT)) @ Seattle, 05/27/22
5 TO, Jonquel Jones: (NYL W, 98-85) @ Seattle, 08/30/24	5+ Turnovers	7 TO/6 TO, Brittney Griner/Natasha Cloud: (NYL W, 84-70) @ Phoenix, 08/26/24
11 FGM/10 FGM, Han Xu/Sabrina Ionescu: (NYL W, 116-107) @ Las Vegas, 07/06/22	Two Players with 10+ Field Goals Made	11 FGM/10 FGM, Brittney Griner/Skylar Diggins-Smith: (NYL L, 79-106) vs. Phoenix, 08/25/21
5 3FGM/5 3FGM, Sabrina Ionescu/Marine Johannès: (NYL W, 89-77) @ Atlanta, 06/24/22	Two Players with 5+ 3-Pointers Made	* Never Has Happened *
Breanna Stewart (33 PTS)/Sabrina Ionescu (24 PTS)/Kayla Thornton (20 PTS): (NYL W, 98-88) vs. Los Angeles, 06/22/24	Three Players with 20+ Points	Kelsey Plum (27 PTS)/A'ja Wilson (23 PTS)/Jackie Young (23 PTS): (NYL L, 101-107) vs. Las Vegas, 07/12/22
12 PTS, 12 REB, 12 AST, Sabrina Ionescu: (NYL W, 86-82) vs. Seattle, 07/25/23	Had a triple-double	19 PTS, 12 REB, 13 AST, Caitlin Clark: (NYL L, 78-83) @ Indiana, 07/06/24
1st period, Sabrina Ionescu: (NYL W, 82-74) vs. Connecticut, 07/16/24	Had a four-point play	3rd period, Karlie Samuelson: (NYL W, 87-71) @ Washington, 09/17/24
A TEAM...		
.612 (41-67), (NYL W, 107-84) vs. Chicago, 07/15/18	Shot .600+ from the field	* Never Has Happened *
32 PTS, (NYL W, 99-67) @ Dallas, 09/12/24	Won by 20+ points	34 PTS, (NYL L, 74-108) vs. Las Vegas, 07/14/22
32 PTS, (NYL W, 99-67) @ Dallas, 09/12/24	Won by 30+ points	34 PTS, (NYL L, 74-108) vs. Las Vegas, 07/14/22
62 REB, (NYL L, 67-83) @ Phoenix, 09/05/20	Had 60+ rebounds	64 REB, (NYL L, 86-92 (OT)) vs. Indiana, 05/13/22
35 AST, (NYL W, 116-107) @ Las Vegas, 07/06/22	Had 35+ assists	* Never Has Happened *
33 AST, (NYL W, 105-91) @ Dallas, 09/10/24	Had 30+ assists	32 AST, (NYL L, 81-98) @ Las Vegas, 06/29/23
10 BLK, (NYL W, 77-70) vs. Seattle, 09/05/24	Had 10+ blocks	10 BLK, (NYL L, 76-103) @ Las Vegas, 06/17/21
16 STL, (NYL W, 81-66) @ Seattle, 07/02/23	Had 15+ steals	16 STL, (NYL L, 65-92) vs. Connecticut, 05/17/22
1st OT, (NYL W, 95-90 (OT)) @ Connecticut, 08/24/23	Overtime Win	1st OT, (NYL L, 81-92 (OT)) vs. Atlanta, 06/30/22
44 PTS (1st), (NYL W, 101-83) vs. Indiana, 07/23/23	40+ points scored in a quarter	42 PTS (4th), (NYL L, 92-101) @ Chicago, 08/07/19
73 PTS (2nd), (NYL L, 101-107) vs. Las Vegas, 07/12/22	70+ points scored in a half	71 PTS (1st), (NYL L, 74-108) vs. Las Vegas, 07/14/22
THE LIBERTY (SINGLE-SEASON)...		
8/30/2024 — 9/12/2024 (5)	Won 5 straight	--
6/30/2024 — 8/22/2024 (6)	Won 5 straight at home	--
7/10/2024 — 8/26/2024 (5)	Won 5 straight on road	--
8/20/2022 — 5/19/2023 (5)	Lost 5 straight	--
7/17/2018 — 8/19/2018 (13)	Lost 10 straight	--
7/25/2020 — 9/13/2020 (11)	Lost 5 straight at home	--
7/7/2022 — 8/8/2022 (6)	Lost 5 straight on road	--





TEAM TREND	TTL	LAST GAME	TEAM TREND	TTL	LAST GAME
<4 Liberty w/ 10+ pts	5-3	vs. SEA 7/6/25	Liberty shoot 50.0% or better	3-1	@ PHO 6/27/25
4+ Liberty w/ 10+ pts	7-3	vs. LAS 7/3/25	Opp shoots 50.0% or better	0-2	@ ATL 6/29/25
5+ Liberty w/ 10+ pts	3-1	@ PHO 6/27/25	Liberty shoot 45.0% or better	6-1	@ PHO 6/27/25
6+ Liberty w/ 10+ pts	0-1	@ PHO 6/27/25	Liberty shoot 44.0% or below	6-3	vs. SEA 7/6/25
7+ Liberty w/ 10+ pts	0-0		Liberty shoot 40.0% or below	2-1	vs. SEA 7/6/25
8+ Liberty w/ 10+ pts	0-0		Opp shoots 45.0% or better	1-4	vs. SEA 7/6/25
Liberty no 20+ pt scorer	2-2	@ PHO 6/27/25	Opp shoots 40.0% or below	6-0	@ GSV 6/25/25
Opp no 20+ pt scorer	7-1	vs. SEA 7/6/25	Liberty w/10+ 3-pointers made	8-0	vs. LAS 7/3/25
2+ Liberty w/20+ pt scorer	6-2	vs. LAS 7/3/25	Opp w/10+ 3-pointers made	6-2	@ PHO 6/27/25
2+ Opp w/20+ pt scorer	0-3	@ ATL 6/29/25	Liberty w/15+ 3-pointers made	2-0	vs. CON 6/1/25
3+ Liberty w/20+ pt scorer	0-0		Opp w/15+ 3-pointers made	0-2	@ PHO 6/27/25
3+ Opp w/20+ pt scorer	0-0		Liberty 3FG% 40.0% or better	4-0	vs. LAS 7/3/25
Liberty w/30+ pt scorer	1-2	vs. PHO 6/19/25	Opp 3FG% 40.0% or better	2-2	@ PHO 6/27/25
Opp w/30+ pt scorer	1-1	@ IND 6/14/25	Liberty FT% 80.0 or better	10-4	vs. SEA 7/6/25
All 5 Starters w/10+ pts	0-0		Opp FT% 80.0 or better	5-2	@ PHO 6/27/25
Opp 5 Starters w/10+ pts	0-0		Liberty FT% below 70.0	1-0	vs. GSV 5/27/25
2+ reserves w/10+ pts	1-1	@ PHO 6/27/25	Opp FT% below 70.0	4-2	@ ATL 6/29/25
Opp 2+ reserves w/10+ pts	1-1	@ PHO 6/27/25	Liberty FTM >= Opp FTA	8-3	@ PHO 6/27/25
3+ reserves w/10+ pts	0-1	@ PHO 6/27/25	Opp FTM >= Liberty FTA	2-0	vs. LAS 7/3/25
Opp 3+ reserves w/10+ pts	0-0		Liberty FG% >= Opp FG%	7-1	@ SEA 6/22/25
Liberty <20 pts. in 1st qtr	2-4	vs. SEA 7/6/25	Opp FG% >= Liberty FG%	3-4	vs. SEA 7/6/25
Opp <20 pts. in 1st qtr	5-1	vs. PHO 6/19/25	Liberty w/30+ FTA	2-1	@ IND 6/14/25
Liberty w/30+ pts in 1st qtr	2-0	vs. CON 6/1/25	Opp w/30+ FTA	0-0	
Opp w/30+ pts in 1st qtr	1-0	@ GSV 6/25/25	Liberty w/20+ asts	7-2	vs. LAS 7/3/25
Liberty under 50 pts 1st half	8-5	vs. SEA 7/6/25	Opp w/20+ asts	6-6	vs. SEA 7/6/25
Opp under 50 pts 1st half	12-4	vs. SEA 7/6/25	Liberty w/25+ asts	4-0	vs. CON 6/1/25
Liberty 50+ pts 1st half	4-1	@ IND 6/14/25	Opp w/25+ asts	1-3	@ ATL 6/29/25
Opp 50+ pts 1st half	0-2	@ PHO 6/27/25	Liberty w/30+ asts	1-0	vs. GSV 5/27/25
Liberty 60+ pts in 1st half	1-0	vs. CON 6/1/25	Opp w/30+ asts	0-1	@ PHO 6/27/25
Opp 60+ pts in 1st half	0-1	@ PHO 6/27/25	Liberty asts >= Opp asts	6-0	vs. CHI 6/10/25
Liberty lead by 10+ pts	9-1	vs. LAS 7/3/25	Opp asts >= Liberty asts	6-6	vs. SEA 7/6/25
Opp leads by 10+ pts	3-6	vs. SEA 7/6/25	Liberty w/12 or fewer TOs	6-2	@ PHO 6/27/25
Games decided by 10+ points	7-3	vs. LAS 7/3/25	Opp w/12 or fewer TOs	4-4	vs. SEA 7/6/25
Games decided by 4-9 points	3-3	vs. SEA 7/6/25	Liberty w/20+ TOs	0-1	@ SEA 6/22/25
Games decided by 3 or less points	2-0	@ GSV 6/25/25	Opp w/20+ TOs	3-0	vs. CHI 6/10/25
Both teams score 100+ pts	0-0		Liberty TO >= Opp TO	1-3	vs. SEA 7/6/25
Both teams under 100 pts	11-4	vs. SEA 7/6/25	Opp TO >= Liberty TO	8-1	vs. LAS 7/3/25
Liberty score under 100 pts	11-6	vs. SEA 7/6/25	Liberty w/50+ REB	1-0	@ WAS 5/30/25
Opp scores under 100 pts	12-4	vs. SEA 7/6/25	Opp w/50+ REB	2-0	@ GSV 6/25/25
Liberty score 100+ pts	1-0	vs. CON 6/1/25	Liberty REB >= Opp REB	5-0	vs. ATL 6/17/25
Opp scores 100+ pts	0-2	@ PHO 6/27/25	Opp REB >= Liberty REB	7-6	vs. SEA 7/6/25
Liberty score 110+ pts	0-0		Liberty w/10+ more REB than Opp	1-0	vs. ATL 6/17/25
Opp scores 110+ pts	0-0		Opp w/10+ more REB than NYL	3-2	@ ATL 6/29/25
Liberty tied or lead after the 3rd qtr	10-1	vs. LAS 7/3/25	Liberty w/10+ stls	6-1	vs. LAS 7/3/25
Liberty tied or lead at halftime	10-1	vs. SEA 7/6/25	Opp w/10+ stls	1-3	vs. SEA 7/6/25
Liberty tied or lead after 1st qtr	9-3	vs. LAS 7/3/25	2+ Liberty w/double-double	0-0	
Liberty trailing after the 3rd qtr	2-5	vs. SEA 7/6/25	2+ Opp w/double-double	1-0	@ IND 5/24/25
Liberty trailing at halftime	2-5	vs. LAS 7/3/25	3+ Liberty w/double-double	0-0	
Liberty trailing after 1st qtr	3-3	vs. SEA 7/6/25	3+ Opp w/double-double	0-0	
1st game Back-to-Back	1-0	vs. GSV 5/29/25	Liberty PITP >= Opp PITP	7-2	@ PHO 6/27/25
2nd game Back-to-Back	1-0	@ WAS 5/30/25	Opp PITP >= Liberty PITP	5-4	vs. SEA 7/6/25
1st game after a win	8-4	vs. SEA 7/6/25	Liberty 2CP >= Opp 2CP	4-2	vs. SEA 7/6/25
1st game after a loss	3-2	vs. LAS 7/3/25	Opp 2CP >= Liberty 2CP	7-3	vs. LAS 7/3/25
On Monday	0-0		Liberty FB Pts >= Opp FB Pts	10-5	vs. SEA 7/6/25
On Tuesday	3-0	vs. ATL 6/17/25	Opp FB Pts >= Liberty FB Pts	2-1	@ SEA 6/22/25
On Wednesday	1-0	@ GSV 6/25/25	+3 Blocks	12-4	vs. SEA 7/6/25
On Thursday	4-1	vs. LAS 7/3/25	+5 Blocks	8-2	vs. SEA 7/6/25
On Friday	1-1	@ PHO 6/27/25			
On Saturday	2-1	@ IND 6/14/25			
On Sunday	1-3	vs. SEA 7/6/25			
May	6-0	@ WAS 5/30/25			
June	5-5	@ ATL 6/29/25			
July	1-1	vs. SEA 7/6/25			





DATE	OPPONENT	H-R	W-L	SCORE NYL-OPP	HOME RECORD	ROAD RECORD	TOTAL RECORD	LIBERTY HI SCORER	PT	LIBERTY HI REBR	RB	LIBERTY HI ASSISTS	AST	OPPONENT HI SCORER	PT	ATTEND
5/17	LVA	H	W	92-78	1-0	0-0	1-0	B. Stewart	25	J. Jones	10	N. Cloud	9	A. Wilson	31	17,344
5/22	at CHI	R	W	99-74	1-0	1-0	2-0	N. Cloud	18	J. Jones	7	N. Cloud	8	R. Banham	15	9,025
5/24	at IND	R	W	90-88	1-0	2-0	3-0	J. Jones	26	J. Jones	12	N. Cloud	6	A. Boston	27	17,274
5/27	GSV	H	W	95-67	2-0	2-0	4-0	B. Stewart	24	J. Jones	10	N. Cloud	10	V. Burton/K. Thornton	13	14,774
5/29	GSV	H	W	82-77	3-0	2-0	5-0	B. Stewart	27	L. Fiebich	8	N. Cloud	5	J. Salaün	18	14,951
5/30	at WAS	R	W	85-63	3-0	3-0	6-0	S. Ionescu	28	J. Jones	18	B. Stewart	7	B. Sykes	20	4,200
6/1	CON	H	W	100-52	4-0	3-0	7-0	S. Ionescu	18	J. Jones	11	N. Cloud	7	T. Charles/J. Sheldon	10	17,415
6/5	at WAS	R	W	86-78	4-0	4-0	8-0	B. Stewart	26	B. Stewart	11	S. Ionescu	7	K. Iriafe	17	4,200
6/10	CHI	H	W	85-66	5-0	4-0	9-0	S. Ionescu	23	B. Stewart	7	S. Ionescu	7	A. Reese	17	16,081
6/14	at IND	R	L	88-102	5-0	4-1	9-1	S. Ionescu	34	N. Sabally	9	N. Cloud	5	C. Clark	32	17,274
6/17	ATL	H	W	86-81	6-0	4-1	10-1	S. Ionescu	34	J. Jones	10	S. Ionescu/N. Cloud	5	T. Paopao	16	15,149
6/19	PHO	H	L	81-89	6-1	4-1	10-2	B. Stewart	35	N. Sabally	7	N. Cloud	10	M. Akoa Makani	21	16,383
6/22	at SEA	R	L	79-89	6-1	4-2	10-3	B. Stewart	18	N. Sabally/B. Stewart	9	N. Cloud	8	N. Ogwumike	26	12,500
6/25	at GSV	R	W	81-78	6-1	5-2	11-3	B. Stewart	23	B. Stewart	10	N. Cloud	7	K. Martin	21	18,064
6/27	at PHO	R	L	91-106	6-1	5-3	11-4	B. Stewart	17	N. Sabally	6	S. Ionescu/N. Cloud	7	S. Sabally	25	12,009
6/29	at ATL	R	L	81-90	6-1	5-4	11-5	B. Stewart	21	B. Stewart	9	N. Cloud	6	B. Jones	21	3,265
7/3	LAS	H	W	89-79	7-1	5-4	12-5	N. Cloud	23	B. Stewart	14	N. Cloud	7	D. Hamby	25	15,956
7/6	SEA	H	L	70-79	7-2	5-4	12-6	S. Ionescu	22	S. Ionescu	9	S. Ionescu	6	G. Williams	16	15,515
7/8	LVA	--	--	--	--	--	--	--	--	--	--	--	--	--	--	--
7/13	ATL	--	--	--	--	--	--	--	--	--	--	--	--	--	--	--
7/16	IND	--	--	--	--	--	--	--	--	--	--	--	--	--	--	--
7/22	IND	--	--	--	--	--	--	--	--	--	--	--	--	--	--	--
7/25	PHO	--	--	--	--	--	--	--	--	--	--	--	--	--	--	--
7/26	LAS	--	--	--	--	--	--	--	--	--	--	--	--	--	--	--
7/28	at DAL	--	--	--	--	--	--	--	--	--	--	--	--	--	--	--
7/30	at MIN	--	--	--	--	--	--	--	--	--	--	--	--	--	--	--
8/1	at CON	--	--	--	--	--	--	--	--	--	--	--	--	--	--	--
8/3	at CON	--	--	--	--	--	--	--	--	--	--	--	--	--	--	--
8/5	DAL	--	--	--	--	--	--	--	--	--	--	--	--	--	--	--
8/8	at DAL	--	--	--	--	--	--	--	--	--	--	--	--	--	--	--
8/10	MIN	--	--	--	--	--	--	--	--	--	--	--	--	--	--	--
8/12	at LAS	--	--	--	--	--	--	--	--	--	--	--	--	--	--	--
8/13	at LVA	--	--	--	--	--	--	--	--	--	--	--	--	--	--	--
8/16	at MIN	--	--	--	--	--	--	--	--	--	--	--	--	--	--	--
8/19	MIN	--	--	--	--	--	--	--	--	--	--	--	--	--	--	--
8/21	CHI	--	--	--	--	--	--	--	--	--	--	--	--	--	--	--
8/23	at ATL	--	--	--	--	--	--	--	--	--	--	--	--	--	--	--
8/25	CON	--	--	--	--	--	--	--	--	--	--	--	--	--	--	--
8/28	WAS	--	--	--	--	--	--	--	--	--	--	--	--	--	--	--
8/30	at PHO	--	--	--	--	--	--	--	--	--	--	--	--	--	--	--
9/2	at GSV	--	--	--	--	--	--	--	--	--	--	--	--	--	--	--
9/5	at SEA	--	--	--	--	--	--	--	--	--	--	--	--	--	--	--
9/9	WAS	--	--	--	--	--	--	--	--	--	--	--	--	--	--	--
9/11	at CHI	--	--	--	--	--	--	--	--	--	--	--	--	--	--	--





WNBA

	LEAGUE	GAMES	W-L	PCT	GB	CONF	DIV	HOME	AWAY	L10	STRK	CONF	DIV
Minnesota Lynx	1	19	17-2	.895	0	12-1	0-0	11-0	6-2	8-2	W5	1	0
New York Liberty	2	18	12-6	.667	0	7-2	0-0	7-2	5-4	4-6	L1	1	0
Phoenix Mercury	3	18	12-6	.667	4.5	6-6	0-0	7-3	5-3	7-3	L2	2	0
Seattle Storm	4	19	12-7	.632	5.0	8-5	0-0	6-3	6-4	7-3	W2	3	0
Atlanta Dream	5	18	11-7	.611	1.0	8-4	0-0	7-3	4-4	6-4	L1	2	0
Golden State Valkyries	6	17	9-8	.529	7.0	5-5	0-0	7-3	2-5	7-3	L1	4	0
Las Vegas Aces	7	18	9-9	.500	7.5	4-6	0-0	5-4	4-5	5-5	W1	5	0
Indiana Fever	8	18	9-9	.500	3.0	6-5	0-0	5-5	4-4	5-5	L1	3	0
Washington Mystics	9	18	8-10	.444	4.0	5-5	0-0	5-3	3-7	5-5	L2	4	0
Los Angeles Sparks	10	19	6-13	.316	11.0	3-9	0-0	1-7	5-6	3-7	W1	6	0
Dallas Wings	11	19	6-13	.316	11.0	2-8	0-0	4-6	2-7	5-5	W2	7	0
Chicago Sky	12	17	5-12	.294	6.5	1-7	0-0	2-4	3-8	3-7	L1	5	0
Connecticut Sun	13	18	2-16	.111	10.0	2-6	0-0	1-7	1-9	0-10	L10	6	0

EASTERN CONFERENCE

	CONF	GAMES	W-L	PCT	GB	CONF	DIV	HOME	AWAY	L10	STRK	LEAGUE	DIV
New York Liberty	1	18	12-6	.667	0	7-2	0-0	7-2	5-4	4-6	L1	2	0
Atlanta Dream	2	18	11-7	.611	1.0	8-4	0-0	7-3	4-4	6-4	L1	5	0
Indiana Fever	3	18	9-9	.500	3.0	6-5	0-0	5-5	4-4	5-5	L1	8	0
Washington Mystics	4	18	8-10	.444	4.0	5-5	0-0	5-3	3-7	5-5	L2	9	0
Chicago Sky	5	17	5-12	.294	6.5	1-7	0-0	2-4	3-8	3-7	L1	12	0
Connecticut Sun	6	18	2-16	.111	10.0	2-6	0-0	1-7	1-9	0-10	L10	13	0

WESTERN CONFERENCE

	CONF	GAMES	W-L	PCT	GB	CONF	DIV	HOME	AWAY	L10	STRK	LEAGUE	DIV
Minnesota Lynx	1	19	17-2	.895	0	12-1	0-0	11-0	6-2	8-2	W5	1	0
Phoenix Mercury	2	18	12-6	.667	4.5	6-6	0-0	7-3	5-3	7-3	L2	3	0
Seattle Storm	3	19	12-7	.632	5.0	8-5	0-0	6-3	6-4	7-3	W2	4	0
Golden State Valkyries	4	17	9-8	.529	7.0	5-5	0-0	7-3	2-5	7-3	L1	6	0
Las Vegas Aces	5	18	9-9	.500	7.5	4-6	0-0	5-4	4-5	5-5	W1	7	0
Los Angeles Sparks	6	19	6-13	.316	11.0	3-9	0-0	1-7	5-6	3-7	W1	10	0
Dallas Wings	7	19	6-13	.316	11.0	2-8	0-0	4-6	2-7	5-5	W2	11	0





WNBA

	PPG	FGM/G	FG%	3FGM/ G	3FG%	FT%	ORPG	DRPG	RPG	APG	SPG	TOV/G	BPG	PF/G
Atlanta	3 T	7	8	3	10	9	4	*1	*1	4	13	*1	6	9
Chicago	12	8	9	10	9	10	2	7	4	6	7	13	8	7
Connecticut	13	13	13	12	12	6	7	13	13	13	8	9 T	7	2
Dallas	6	6	10	11	11	3	*1	9	3	9	9	8	5	3
Golden State	10	11	12	6	13	7	3	3	2	10	6	9 T	11	8
Indiana	3 T	3	*1	8	5	13	8	6	8	7	11	7	10	*1
Las Vegas	9	12	11	5	6	*1	11	8	10	12	10	5 T	4	11 T
Los Angeles	8	9	5	7	7	11	10	10	11	8	4 T	12	12	6
Minnesota	2	2	2	4	2	4	9	5	7	*1	4 T	3	*1	10
New York	*1	4	4	2	3	2	12	2	6	3	2	4	3	11 T
Phoenix	5	5	6	*1	4	5	5	11	9	5	*1	5 T	9	5
Seattle	7	*1	3	9	*1	8	13	12	12	2	3	2	2	13
Washington	11	10	7	13	8	12	6	4	5	11	12	11	13	4

EASTERN CONFERENCE

	PPG	FGM/G	FG%	3FGM/ G	3FG%	FT%	ORPG	DRPG	RPG	APG	SPG	TOV/G	BPG	PF/G
Atlanta	2 T	3	4	2	5	3	2	*1	*1	2	6	*1	2	5
Chicago	5	4	5	4	4	4	*1	5	2	3	2	6	4	4
Connecticut	6	6	6	5	6	2	4	6	6	6	3	4	3	2
Indiana	2 T	*1	*1	3	2	6	5	4	5	4	4	3	5	*1
New York	*1	2	2	*1	*1	*1	6	2	4	*1	*1	2	*1	6
Washington	4	5	3	6	3	5	3	3	3	5	5	5	6	3

WESTERN CONFERENCE

	PPG	FGM/G	FG%	3FGM/ G	3FG%	FT%	ORPG	DRPG	RPG	APG	SPG	TOV/G	BPG	PF/G
Dallas	3	4	5	7	6	2	*1	4	2	5	6	5	4	*1
Golden State	7	6	7	4	7	5	2	*1	*1	6	5	6	6	4
Las Vegas	6	7	6	3	4	*1	6	3	5	7	7	3 T	3	6
Los Angeles	5	5	3	5	5	7	5	5	6	4	3 T	7	7	3
Minnesota	*1	2	*1	2	2	3	4	2	3	*1	3 T	2	*1	5
Phoenix	2	3	4	*1	3	4	3	6	4	3	*1	3 T	5	2
Seattle	4	*1	2	6	*1	6	7	7	7	2	2	*1	2	7

* = WNBA leader | T = Tied for position





GAME	BURKE	CLOUD	DAVIS	FIEBICH	GARDNER	HARRISON	IONESCU	JOHANNÈS	JONES	SABALLY	SHERROD	STEWART
5/17/25 vs. Aces	11	9	0	7	7	0	7	-1	19	3	0	8
5/22/25 at Sky	13	27	-3	16	3	-3	5	24	15	7	-3	24
5/24/25 at Fever	10	13	0	-2	-7	0	11	-10	2	0	0	-7
5/27/25 vs. Valkyries	5	20	0	13	16	7	24	8	23	0	3	21
5/29/25 vs. Valkyries	6	14	0	8	-10	-4	4	-4	0	0	0	11
5/30/25 at Mystics	3	13	2	23	4	-2	20	2	23	0	2	20
6/1/25 vs. Sun	1	44	-6	43	5	8	38	22	40	0	1	44
6/5/25 at Mystics	-7	10	0	13	14	1	5	-1	-1	0	0	6
6/10/25 vs. Sky	12	14	-5	18	5	0	30	4	0	12	-9	14
6/14/25 at Fever	-11	-19	0	--	0	-14	-10	-13	0	3	0	-6
6/17/25 vs. Dream	-11	-4	0	--	8	-3	11	23	8	-3	-2	-2
6/19/25 vs. Mercury	-5	-2	0	--	-1	-7	-10	-5	-1	-1	-6	-2
6/22/25 at Storm	-7	-16	0	--	-2	-1	0	-10	0	-5	-4	-5
6/25/25 at Valkyries	1	-7	0	--	9	5	-8	12	I - INJ	-3	0	6
6/27/25 at Mercury	-11	-16	6	--	-1	7	-9	-5	0	-22	-4	-20
6/29/25 at Dream	3	-8	0	--	-11	9	-19	1	I - INJ	-6	0	-14
7/3/25 vs. Sparks	2	18	0	6	-3	10	8	-6	0	3	0	12
7/6/25 vs. Storm	1	-13	8	-20	-14	0	-11	5	0	6	8	-15
Season Totals:	16	97	2	125	22	13	96	46	128	-6	-14	95
Per Game:	0.89	5.39	0.11	11.36	1.22	0.72	5.33	2.56	8.00	-0.33	-0.78	5.28
Per 48:	1.88	9.05	3.10	21.33	4.23	4.17	8.68	6.74	29.79	-1.26	-7.32	7.84





Sandy Brondello

Head Coach – 2 Time WNBA Champion (2014, 2024)



Veteran WNBA coach, player, and former Australian Olympian Sandy Brondello was named the ninth head coach in Liberty franchise history in January 2022. Brondello joined New York after an eight-year head coaching tenure with the Phoenix Mercury where she led the team to a playoff appearance in each of her eight seasons. A two-time WNBA Champion head coach, Brondello holds an overall regular season record of 244-164 (.598) over her 12 combined seasons at the helm of the New York Liberty, Phoenix Mercury and San Antonio Silver Stars - making her the sixth-winningest coach in WNBA history.

Additionally, Brondello has compiled a 39-30 postseason record throughout her head coaching career, ranking her as the second-winningest coach in league postseason history. In 2014, Sandy was named the WNBA Coach of the Year after she led Phoenix to a WNBA regular season-record 29 wins and capped the season with a WNBA Championship. In 2023, Brondello led the Liberty to the Commissioner's Cup Championship and first WNBA Finals appearance since 2002.

Brondello made history in 2024 after leading the New York Liberty to its first WNBA Championship in franchise history and the city's first professional basketball championship since 1973.

A 20-year veteran of the WNBA coaching ranks, Brondello has been affiliated with the league for 25 of its 28 seasons, including her time as a player. A proven winner internationally and in the WNBA, her 20 total years as an assistant coach and head coach have featured 17 playoff appearances, highlighted by a perfect 12-for-12 in postseason berths as a head coach.

In those 12 postseasons, Sandy led her teams to nine Semifinals round berths (formerly conference finals) and four WNBA Finals appearances in 2014, 2021, 2023, 2024 – including two titles. Prior to her time with the Mercury, Brondello served as lead assistant coach for the Los Angeles Sparks (2011-13) under 2012 WNBA Coach of the Year Carol Ross. Brondello led the San Antonio Silver Stars to a 2010 playoff berth in her debut season at the helm following five seasons on the Silver Stars bench as an assistant under Dan Hughes (2005-09), the fifth-winningest coach in league history.

A 2010 inductee into the Australian Basketball Hall of Fame, Brondello was named the 11th head coach for the Australian Women's National Basketball team on April 17, 2017. Brondello led the Australian National Team to a Bronze medal in the Paris Olympics Games, and most recently, re-signed with the Opals for the 2028 Los Angeles Summer Olympics. In addition to her work internationally with the Australian Women's National Basketball team, Brondello previously served as an assistant coach with UMMC Ekaterinburg in Russia from 2012-2017.

Brondello finished a stellar 17-year professional playing career with a five-year run in the WNBA in which she played for Detroit (1998-99), Miami (2001-02) and Seattle (2003), and was named a 1999 WNBA All-Star. She began her career with the Women's National Basketball League (WNBL) in Australia (1986-96) and was named the league MVP in 1995. The 5-7 guard was a 10-time German Cup champion while playing with BTV Wuppertal (1992-2002), a three-time European Cup All-Star selection (1994, 1996, 1997), and the 1996 European Cup MVP when she led her team to the title.


An 18-year member of the Australian National Team, Brondello is a four-time Olympian, a two-time silver medalist (2000, 2004) and was named the 1992 Australian International Player of the Year.

Brondello is married to Liberty assistant coach, Olaf Lange, and the couple have two children, Brody and Jayda.

ASSISTANT COACHES



**OLAF
LANGE**



**SONIA
RAMAN**



**ZACH
O'BRIEN**





#22 Kennedy Burke

Guard • 6-1 • 182lbs • 28 • UCLA/USA

5 Years Pro

WNBA Champion with New York Liberty (2024). Two-time Ligue Féminine de Basketball (LFB) Most Valuable Player (2023, 2024). Drafted No. 22 overall by Dallas Wings in the 2019 WNBA Draft. (she/her/hers)

	GP	GS	PPG	RPG	APG	SPG	BPG	MPG	FG%	3FG%	FT%	2025-26 HIGHS				CAREER HIGHS			
2025-26	18	5	9.2	2.6	1.2	1.00	0.72	22.7	.496	.500	.778	PTS	20 NYL at GSV 6/25/25	23 IND vs. SEA 8/20/20					
Career	148	30	5.0	1.6	0.8	0.66	0.33	14.1	.436	.359	.696	FGM	6 2 times (NYL @ GSV, 6/25/25)	7 2 times (IND vs. SEA, 8/20/20)					
												FGA	14 NYL at GSV 6/25/25	14 NYL at GSV 6/25/25					
												3FGM	4 4 times (NYL vs. LAS, 7/3/25)	4 5 times (NYL vs. LAS, 7/3/25)					
												3FGA	9 NYL at GSV 6/25/25	9 NYL at GSV 6/25/25					
												FTM	4 NYL at GSV 6/25/25	7 IND vs. LAS 8/29/19					
2025-26	9	1	--	--	--	--	1	2	--	--	--	FTA	4 3 times (NYL @ GSV, 6/25/25)	9 IND vs. SEA 8/20/20					
												OREB	4 NYL at GSV 6/25/25	4 3 times (NYL @ GSV, 6/25/25)					
												DREB	6 NYL vs. GSV 5/29/25	6 NYL vs. GSV 5/29/25					
												TREB	7 NYL vs. GSV 5/29/25	7 NYL vs. GSV 5/29/25					
												ASTS	3 NYL at IND 6/14/25	4 4 times (NYL @ LAS, 8/15/24)					
												STLS	3 2 times (NYL @ ATL, 6/29/25)	4 NYL vs. CON 7/16/24					
												BLKS	3 NYL vs. LAS 7/3/25	4 IND at LAS 8/22/19					
												MINs	30 NYL at GSV 6/25/25	34 IND at LAS 8/22/19					
RECENT GAMES																			
OPPONENT	W/L	MIN	FG-A	3P-A	FT-A	OR	DR	TR	A	PF	ST	TO	BS	PTS					
7/6 vs. SEA	L	24:05	1-4	0-1	2-2	0	1	1	2	1	1	1	1	4					
7/3 vs. LAS	W	29:48	4-8	4-6	0-0	0	1	1	0	1	1	1	3	12					
6/29 at ATL	L	23:10	4-10	1-6	2-3	0	0	0	1	0	3	0	0	11					
6/27 at PHO	L	23:15	4-8	2-5	0-0	1	1	2	1	0	0	2	0	10					
6/25 at GSV	W	30:25	6-14	4-9	4-4	4	1	5	1	0	1	0	0	20					



#9 Natasha Cloud

Guard • 5-10 • 160lbs • 33 • St. Joseph's (PA)/USA

10 Years Pro

WNBA Assists Leader (2022). WNBA All-Defensive First Team (2022). WNBA Champion with Washington Mystics (2019). WNBA All-Defensive Second Team (2019, 2024). (she/her/hers)

	GP	GS	PPG	RPG	APG	SPG	BPG	MPG	FG%	3FG%	FT%	2025-26 HIGHS				CAREER HIGHS								
2025-26	18	18	10.1	3.7	6.2	1.39	0.33	28.6	.420	.319	.943	PTS	23 NYL vs. LAS 7/3/25				31 PHO at LAS 7/7/24							
Career	257	239	9.5	3.4	5.8	1.08	0.27	29.9	.392	.308	.821	FGM	8 2 times (NYL @ ATL, 6/29/25)				10 2 times (PHO @ LAS, 7/7/24)							
												FGA	17 NYL vs. LVA 5/17/25				21 WAS at MIN 7/26/23							
												3FGM	4 NYL at CHI 5/22/25				5 2 times (PHO @ IND, 8/16/24)							
												3FGA	7 NYL vs. GSV 5/29/25				11 WAS vs. LVA 7/13/19							
												FTM	6 NYL vs. LAS 7/3/25				10 WAS at NYL 6/25/23							
												FTA	6 2 times (NYL vs. LAS, 7/3/25)				11 WAS at NYL 6/25/23							
2025-26	7	3	--	--	2	--	3		--		--	OREB	2 NYL at SEA 6/22/25				3 WAS at CHI 6/5/22							
RECENT GAMES																DREB	6 2 times (NYL @ IND, 5/24/25)				9 WAS vs. ATL 6/17/21			
OPPONENT	W/L	MIN	FG-A	3P-A	FT-A	OR	DR	TR	A	PF	ST	TO	BS	PTS	TREB	7 NYL at IND 5/24/25				9 3 times (PHO @ WAS, 7/16/24)				
7/6 vs. SEA	L	22:25	4-8	2-3	2-2	0	3	3	1	3	0	0	0	12	ASTS	10 2 times (NYL vs. PHO, 6/19/25)				15 WAS vs. ATL 9/8/23				
7/3 vs. LAS	W	33:14	7-12	3-6	6-6	1	3	4	7	4	1	2	0	23	STLS	5 NYL at IND 5/24/25				6 WAS vs. MIN 6/8/21				
6/29 at ATL	L	33:36	8-12	2-3	2-2	0	4	4	6	2	1	2	0	20	BLKS	2 2 times (NYL @ IND, 5/24/25)				3 PHO at CON 7/14/24				
6/27 at PHO	L	30:22	5-11	0-1	4-4	1	3	4	7	2	1	1	0	14	MINs	35 NYL at IND 5/24/25				44 PHO at DAL 6/9/24				
6/25 at GSV	W	27:06	1-8	0-6	0-0	0	3	3	7	4	1	3	0	2										



#1 Marquesha Davis

Guard • 6-0 • 158lbs • 24 • Mississippi/USA

1 Year Pro

WNBA Champion with New York Liberty (2024). Drafted No. 11 overall by New York Liberty in the 2024 WNBA Draft. Earned All-SEC First Team honors (2023-24). (she/her/hers)

	GP	GS	PPG	RPG	APG	SPG	BPG	MPG	FG%	3FG%	FT%	2025-26 HIGHS				CAREER HIGHS				
2025-26	9	0	0.9	0.6	0.1	0.00	0.11	3.4	.250	.000	.857	PTS	3 NYL vs. SEA 7/6/25				9 NYL at ATL 6/23/24			
Career	29	0	1.1	0.5	0.2	0.03	0.17	3.8	.385	.250	.786	FGM	1 NYL vs. SEA 7/6/25				4 NYL at ATL 6/23/24			
												FGA	1 4 times (NYL vs. SEA, 7/6/25)				8 NYL at ATL 6/23/24			
												3FGM	--				1 NYL at ATL 6/23/24			
												3FGA	1 3 times (NYL @ PHO, 6/27/25)				1 4 times (NYL @ PHO, 6/27/25)			
												FTM	2 2 times (NYL vs. CHI, 6/10/25)				2 4 times (NYL vs. CHI, 6/11/25)			
2025-26	--	--	--	--	--	--	--	--	--	--	--	FTA	2 3 times (NYL @ PHO, 6/27/25)				2 6 times (NYL @ PHO, 6/27/25)			
												OREB	1 NYL at CHI 5/22/25				1 3 times (NYL @ CHI, 5/22/25)			
												DREB	2 2 NYL vs. CON 6/1/25				2 2 times (NYL vs. CON, 6/1/25)			
												TREB	2 2 times (NYL vs. CON, 6/1/25)				2 5 times (NYL vs. CON, 6/1/25)			
												ASTS	1 NYL at WAS 5/30/25				1 5 times (NYL @ WAS, 5/30/25)			
												STLS	--				1 NYL at ATL 6/23/24			
												BLKS	1 1 NYL at CHI 5/22/25				1 5 times (NYL @ CHI, 5/22/25)			
												MINs	8 2 times (NYL @ PHO, 6/27/25)				14 NYL vs. ATL 9/19/24			



2 Years Pro

	GP	GS	PPG	RPG	APG	SPG	BPG	MPG	FG%	3FG%	FT%					
2025-26	11	11	6.5	3.8	0.7	0.91	0.45	25.6	.500	.484	.750	PTS	2025-26 HIGHS		CAREER HIGHS	
Career	51	26	6.6	3.2	1.5	0.94	0.24	21.9	.482	.443	.730	FGM	4 2 times (NYL vs. CON, 6/1/25)		6 2 times (NYL @ WAS, 9/17/24)	
												FGA	6 NYL vs. CHI 6/10/25		13 NYL vs. DAL 8/22/24	
												3FGM	3 NYL vs. CON 6/1/25		4 4 times (NYL @ SEA, 8/30/24)	
												3FGA	4 3 times (NYL vs. CHI, 6/10/25)		9 NYL vs. DAL 8/22/24	
												FTM	2 3 times (NYL vs. LAS, 7/3/25)		4 4 NYL vs. CON 7/16/24	
												FTA	2 6 times (NYL vs. SEA, 7/6/25)		4 2 times (NYL @ DAL, 9/10/24)	
												OREB	3 NYL vs. GSV 5/29/25		5 NYL at ATL 6/6/24	
												DREB	8 NYL at WAS 5/30/25		8 NYL at WAS 5/30/25	
												TREB	9 NYL at WAS 5/30/25		9 3 times (NYL @ WAS, 5/30/25)	
												ASTS	3 NYL vs. SEA 7/6/25		5 4 times (NYL @ CON, 7/10/24)	
												STLS	3 NYL vs. LVA 5/17/25		4 4 NYL at LAS 8/15/24	
												BLKS	3 NYL at WAS 5/30/25		3 3 NYL at WAS 5/30/25	
												MIN3	33 NYL vs. LAS 7/3/25		33 NYL vs. CON 8/24/24	
RECENT GAMES																
OPPONENT	W/L	MIN	FG-A	3P-A	FT-A	OR	DR	TR	A	PF	ST	TO	BS	PTS		
7/6 vs. SEA	L	31:48	2-4	2-3	1-2	1	4	5	3	2	1	5	0	7		
7/3 vs. LAS	W	32:38	1-5	1-3	2-2	0	3	3	0	3	1	1	1	5		
6/10 vs. CHI	W	24:15	2-6	1-4	1-2	0	1	1	0	2	1	0	0	6		
6/5 at WAS	W	31:04	3-5	2-4	1-2	1	2	3	0	4	1	3	0	9		
6/1 vs. CON	W	19:50	4-5	3-4	2-2	0	2	2	1	2	0	0	0	13		



2 Years Pro

	GP	GS	PPG	RPG	APG	SPG	BPG	MPG	FG%	3FG%	FT%	2025-26 HIGHS				CAREER HIGHS			
2025-26	18	4	4.5	1.9	0.6	0.50	0.28	13.9	.500	.429	.857	PTS	12 NYL at SEA 6/22/25	18 CHI at LAS 7/14/22					
Career	56	6	7.1	2.9	1.1	1.14	0.45	19.1	.528	.397	.825	FGM	5 NYL at SEA 6/22/25	8 CHI at LAS 7/14/22					
												FGA	10 NYL at GSV 6/25/25	12 2 times (CHI @ NYL, 7/23/22)					
												3FGM	2 2 times (NYL @ GSV, 6/25/25)	3 CHI vs. ATL 6/17/22					
												3FGA	5 NYL at GSV 6/25/25	5 NYL at GSV 6/25/25					
												FTM	4 NYL at WAS 6/5/25	5 CHI vs. PHO 7/2/22					
												FTA	4 NYL at WAS 6/5/25	6 2 times (CHI @ NYL, 7/23/22)					
												OREB	3 NYL at GSV 6/25/25	4 2 times (CHI @ LAS, 7/14/22)					
												DREB	4 NYL vs. PHO 6/19/25	6 3 times (CHI vs. WAS, 5/26/23)					
												TREB	5 NYL vs. PHO 6/19/25	10 CHI at LAS 7/14/22					
												ASTS	4 NYL vs. CON 6/1/25	5 CHI vs. ATL 6/17/22					
												STLS	2 2 times (NYL vs. SEA, 7/6/25)	4 2 times (CHI @ MIN, 5/19/23)					
												BLKS	1 5 times (NYL @ ATL, 6/29/25)	3 CHI at NYL 7/23/22					
												MINS	34 NYL at GSV 6/25/25	34 NYL at GSV 6/25/25					
RECENT GAMES																			
	OPPONENT	W/L	MIN	FG-A	3P-A	FT-A	OR	DR	TR	A	PF	ST	TO	BS	PTS				
	7/6 vs. SEA	L	11:21	3-6	0-1	2-2	2	1	3	0	1	2	1	0	8				
	7/3 vs. LAS	W	3:35	0-0	0-0	0-0	0	0	0	0	0	0	0	0	0				
	6/29 at ATL	L	10:58	0-1	0-0	1-2	0	0	0	0	2	0	0	1	1				
	6/27 at PHO	L	15:51	1-2	0-1	0-0	0	3	3	0	2	1	1	0	2				
	6/25 at GSV	W	33:41	4-10	2-5	1-2	3	0	3	0	3	0	1	1	11				



7 Years Pro

	GP	GS	PPG	RPG	APG	SPG	BPG	MPG	FG%	3FG%	FT%		2025-26 HIGHS		CAREER HIGHS			
2025-26	17	0	3.2	2.6	0.7	0.47	0.00	8.8	.480	.200	.556	PTS	10 NYL at PHO 6/27/25	23 2 times (DAL @ NYL, 7/5/21)				
Career	198	81	7.3	4.4	1.0	0.76	0.37	18.2	.465	.194	.761	FGM	5 NYL at PHO 6/27/25	10 2 times (DAL @ WAS, 8/26/21)				
												FGA	8 NYL at PHO 6/27/25	18 CHI vs. DAL 9/8/24				
POINTS												REB	AST	BLK	STL	3FGM	1 NYL vs. CON 6/1/25	1 7 times (NYL vs. CON, 6/1/25)
	10+	20+	30+	10+	10+	3+	3+	DBL-DBL	TPL-DBL	3FGA	1 5 times (NYL vs. ATL, 6/17/25)	2 2 times (CHI @ CON, 9/19/24)						
2025-26	1	--	--	--	--	--	1	--	--	FTM	2 NYL at SEA 6/22/25	8 DAL vs. IND 8/20/21						
										FTA	3 NYL vs. LAS 7/3/25	10 LVA vs. PHO 5/19/17						
RECENT GAMES												OREB	3 NYL at WAS 6/5/25	7 DAL at CON 8/18/19				
OPPONENT	W/L	MIN	FG-A	3P-A	FT-A	OR	DR	TR	A	PF	ST	TO	BS	PTS	DREB	5 2 times (NYL @ ATL, 6/29/25)	11 CHI at NYL 7/11/24	
7/6 vs. SEA	L	2:28	0-1	0-0	0-0	0	0	0	0	0	0	0	0	0	TREB	6 2 times (NYL @ ATL, 6/29/25)	13 3 times (DAL @ CON, 8/18/19)	
7/3 vs. LAS	W	11:48	3-5	0-0	1-3	2	2	4	2	2	2	0	0	7	ASTS	2 3 times (NYL vs. LAS, 7/3/25)	6 LVA vs. CHI 6/30/17	
6/29 at ATL	L	21:00	4-6	0-0	0-0	1	5	6	2	2	1	2	0	8	STLS	3 NYL vs. CON 6/1/25	4 3 times (DAL vs. MIN, 5/21/22)	
6/27 at PHO	L	14:44	5-8	0-0	0-0	1	4	5	0	0	0	1	0	10	BLKS	--	5 DAL at ATL 5/24/19	
6/25 at GSV	W	4:53	0-0	0-0	0-0	0	0	0	1	1	0	0	0	0	MINs	21 NYL at ATL 6/29/25	38 DAL at WAS 8/28/21	



#20 Sabrina Ionescu

Guard • 5-11 • 165lbs • 27 • Oregon/USA

5 Years Pro

WNBA Champion with New York Liberty (2024). All-WNBA Second Team (2022, 2023, 2024). WNBA All-Star (2022, 2023, 2024). Olympic Gold Medalist (2024). (she/her/hers)

	GP	GS	PPG	RPG	APG	SPG	BPG	MPG	FG%	3FG%	FT%						2025-26 HIGHS			CAREER HIGHS		
2025-26	17	17	18.9	4.4	5.2	1.59	0.35	31.2	.398	.338	.936	PTS	34 2 times (NYL vs. ATL, 6/17/25)					37 NYL at ATL 6/9/23				
Career	160	156	16.6	5.5	5.9	1.01	0.34	31.4	.404	.361	.910	FGM	12 NYL vs. ATL 6/17/25					13 NYL vs. MIN 6/5/22				
												FGA	21 NYL vs. GSV 5/29/25					24 NYL vs. MIN 6/5/22				
												3FGM	6 NYL vs. GSV 5/29/25					8 NYL at ATL 6/9/23				
												3FGA	15 NYL vs. GSV 5/29/25					15 NYL vs. GSV 5/29/25				
												FTM	9 NYL vs. PHO 6/19/25					12 NYL at DAL 8/8/22				
												FTA	9 2 times (NYL vs. PHO, 6/19/25)					12 NYL at DAL 8/8/22				
												OREB	2 3 times (NYL vs. SEA, 7/6/25)					6 NYL vs. SEA 7/25/23				
												DREB	7 2 times (NYL vs. SEA, 7/6/25)					13 NYL vs. CHI 6/12/22				
												TREB	9 NYL vs. SEA 7/6/25					13 3 times (NYL @ LVA, 7/6/22)				
												ASTS	7 3 times (NYL @ PHO, 6/27/25)					16 NYL vs. PHO 7/31/22				
												STLS	4 NYL vs. CHI 6/10/25					4 3 times (NYL vs. CHI, 6/10/25)				
												BLKS	2 2 times (NYL vs. CHI, 6/10/25)					3 2 times (NYL vs. MIN, 7/28/23)				
												MINS	38 NYL vs. ATL 6/17/25					42 NYL vs. ATL 6/30/22				
RECENT GAMES																						
OPPONENT	W/L	MIN	FG-A	3P-A	FT-A	OR	DR	TR	A	PF	ST	TO	BS	PTS								
7/6 vs. SEA	L	32:29	7-19	5-11	3-3	2	7	9	6	3	2	3	0	22								
7/3 vs. LAS	W	35:24	7-18	3-9	3-3	2	4	6	6	4	2	7	0	20								
6/29 at ATL	L	32:26	5-15	3-7	1-1	0	4	4	3	2	0	5	0	14								
6/27 at PHO	L	26:23	2-9	1-2	4-4	0	0	0	7	0	1	0	0	9								
6/25 at GSV	W	29:12	1-11	1-7	8-8	1	6	7	4	2	1	1	1	11								



#23 Marine Johannès

Guard • 5-10 • 134lbs • 30 • /France

3 Years Pro

Olympic Silver Medalist (2024). FIBA EuroCup Women Champion (2023). FIBA EuroCup Women Most Valuable Player (2023). WNBA-Best Three-Point Percentage (43.7%) Among Players with 100-Plus Attempts in 2022. (she/her/hers)

	GP	GS	PPG	RPG	APG	SPG	BPG	MPG	FG%	3FG%	FT%						2025-26 HIGHS					CAREER HIGHS				
2025-26	18	1	6.5	2.3	1.3	0.78	0.22	18.2	.430	.346	.750	PTS	18 NYL vs. GSV 5/27/25					23 NYL vs. SEA 6/19/22								
Career	96	16	7.7	1.7	2.2	0.61	0.13	20.3	.435	.386	.803	FGM	7 NYL at SEA 6/22/25					9 NYL vs. SEA 6/19/22								
												FGA	13 NYL at SEA 6/22/25					15 NYL vs. ATL 6/13/23								
												3FGM	6 NYL vs. GSV 5/27/25					6 2 times (NYL vs. GSV, 5/27/25)								
												3FGA	11 NYL vs. GSV 5/27/25					11 NYL vs. GSV 5/27/25								
												FTM	2 NYL vs. LAS 7/3/25					5 NYL vs. CON 9/1/23								
												FTA	2 2 times (NYL vs. LAS, 7/3/25)					6 NYL vs. CON 9/1/23								
												OREB	2 2 times (NYL vs. ATL, 6/17/25)					4 NYL vs. CON 8/30/19								
												DREB	5 NYL at SEA 6/22/25					5 3 times (NYL @ SEA, 6/22/25)								
												TREB	6 NYL vs. ATL 6/17/25					6 2 times (NYL vs. ATL, 6/17/25)								
												ASTS	6 NYL vs. CON 6/1/25					9 NYL at LVA 7/6/22								
												STLS	4 NYL vs. GSV 5/27/25					4 2 times (NYL vs. GSV, 5/27/25)								
												BLKS	1 4 times (NYL @ SEA, 6/22/25)					2 NYL at CON 7/24/19								
												MIN3	36 NYL at SEA 6/22/25					38 NYL vs. ATL 6/30/22								
RECENT GAMES																										
OPPONENT	W/L	MIN	FG-A	3P-A	FT-A	OR	DR	TR	A	PF	ST	TO	BS	PTS												
7/6 vs. SEA	L	15:17	0-1	0-1	0-0	1	2	3	1	0	0	1	0	0												
7/3 vs. LAS	W	11:22	1-4	1-4	2-2	0	0	0	2	1	1	1	0	5												
6/29 at ATL	L	10:57	2-3	2-3	0-0	1	1	2	1	2	0	0	0	6												
6/27 at PHO	L	17:36	3-5	3-5	1-2	0	3	3	2	2	3	2	0	10												
6/25 at GSV	W	17:48	4-6	3-5	0-0	1	4	5	1	1	1	1	0	11												



#35 Jonquel Jones

Center • 6-6 • 215lbs • 31 • George Washington/Bahamas

9 Years Pro

WNBA Champion & Finals Most Valuable Player with New York Liberty (2024). Commissioner's Cup Most Valuable Player (2023). All-WNBA Second Team (2017, 2019, 2022, 2024). All-WNBA Defensive Team (2019, 2021, 2022, 2024). (she/her/hers)

	GP	GS	PPG	RPG	APG	SPG	BPG	MPG	FG%	3FG%	FT%					2025-26 HIGHS				CAREER HIGHS			
2025-26	9	9	12.1	9.6	2.3	0.56	1.11	22.9	.475	.438	.655	PTS	26 NYL at IND 5/24/25				34 NYL at LVA 6/15/24						
Career	281	236	13.3	8.5	1.9	0.83	1.35	25.5	.515	.378	.788	FGM	9 NYL at IND 5/24/25				12 3 times (NYL @ LVA, 6/15/24)						
												FGA	15 NYL at IND 5/24/25				23 CON at CHI 6/29/22						
												3FGM	3 2 times (NYL vs. CON, 6/1/25)				5 2 times (CON vs. MIN, 8/17/18)						
												3FGA	6 NYL at WAS 5/30/25				9 CON at CHI 6/29/22						
												FTM	6 NYL at IND 5/24/25				11 CON vs. DAL 8/12/17						
2025-26	7	1	--	6	--	1	--	6	--	--		FTA	7 NYL at IND 5/24/25				14 CON vs. DAL 8/12/17						
												OREB	4 3 times (NYL vs. ATL, 6/17/25)				10 CON vs. LAS 6/27/17						
												DREB	15 NYL at WAS 5/30/25				16 2 times (CON @ NYL, 7/11/21)						
												TREB	18 NYL at WAS 5/30/25				22 2 times (CON @ LAS, 5/31/19)						
												ASTS	6 NYL vs. LVA 5/17/25				8 NYL vs. LAS 6/20/24						
												STLS	2 NYL at WAS 5/30/25				5 2 times (CON @ CHI, 6/29/22)						
												BLKS	4 NYL at CHI 5/22/25				6 CON vs. LVA 8/23/19						
												MINS	36 NYL at IND 5/24/25				41 CON at SEA 5/25/21						
RECENT GAMES																							
OPPONENT	W/L	MIN	FG-A	3P-A	FT-A	OR	DR	TR	A	PF	ST	TO	BS	PTS									
7/6 vs. SEA	L														DND - Injury								
7/3 vs. LAS	W														DND - Injury								
6/29 at ATL	L														Inactive - Injury								
6/27 at PHO	L														DND - Injury								
6/25 at GSV	W														Inactive - Injury								





#8 Nyara Sabally

Center • 6-5 • 204lbs • 25 • Oregon/Germany

2 Years Pro

Women's Basketball Super League Champion with Fenerbahçe S.K. (2025). WNBA Champion with New York Liberty (2024). Olympian (2024). (she/her/hers)

	GP	GS	PPG	RPG	APG	SPG	BPG	MPG	FG%	3FG%	FT%	2025-26 HIGHS				CAREER HIGHS				
2025-26	12	7	6.3	4.9	0.6	0.75	0.75	19.0	.492	.000	.680	PTS	16 NYL at PHO 6/27/25	16 NYL at PHO 6/27/25						
Career	71	7	3.9	3.3	0.4	0.51	0.49	11.8	.507	.125	.711	FGM	6 NYL at PHO 6/27/25	6 NYL at PHO 6/27/25						
												FGA	12 NYL at IND 6/14/25	12 NYL at IND 6/14/25						
POINTS																				
	10+	20+	30+	10+	10+	3+	3+		DBL-DBL	TPL-DBL										
2025-26	2	--	--	--	--	--	1		--	--										
RECENT GAMES																				
OPPONENT	W/L	MIN	FG-A	3P-A	FT-A	OR	DR	TR	A	PF	ST	TO	BS	PTS						
7/6 vs. SEA	L	19:50	2-7	0-1	2-4	3	3	6	0	2	0	1	1	6						
7/3 vs. LAS	W	4:46	0-0	0-0	0-0	0	0	0	0	1	0	0	0	0						
6/29 at ATL	L	24:43	0-2	0-0	0-0	1	3	4	1	3	0	0	0	0						
6/27 at PHO	L	21:55	6-7	0-0	4-7	3	3	6	0	0	0	0	0	16						
6/25 at GSV	W	15:44	1-4	0-0	1-2	3	1	4	1	3	0	0	1	3						
RECENT GAMES																				
OPPONENT	W/L	MIN	FG-A	3P-A	FT-A	OR	DR	TR	A	PF	ST	TO	BS	PTS						
7/6 vs. SEA	L	19:50	2-7	0-1	2-4	3	3	6	0	2	0	1	1	6						
7/3 vs. LAS	W	4:46	0-0	0-0	0-0	0	0	0	1	0	0	0	0	0						
6/29 at ATL	L	24:43	0-2	0-0	0-0	1	3	4	1	3	0	0	0	0						
6/27 at PHO	L	21:55	6-7	0-0	4-7	3	3	6	0	0	0	0	0	16						
6/25 at GSV	W	15:44	1-4	0-0	1-2	3	1	4	1	3	0	0	1	3						
RECENT GAMES																				
OPPONENT	W/L	MIN	FG-A	3P-A	FT-A	OR	DR	TR	A	PF	ST	TO	BS	PTS						
7/6 vs. SEA	L	19:50	2-7	0-1	2-4	3	3	6	0	2	0	1	1	6						
7/3 vs. LAS	W	4:46	0-0	0-0	0-0	0	0	0	1	0	0	0	0	0						
6/29 at ATL	L	24:43	0-2	0-0	0-0	1	3	4	1	3	0	0	0	0						
6/27 at PHO	L	21:55	6-7	0-0	4-7	3	3	6	0	0	0	0	0	16						
6/25 at GSV	W	15:44	1-4	0-0	1-2	3	1	4	1	3	0	0	1	3						
RECENT GAMES																				
OPPONENT	W/L	MIN	FG-A	3P-A	FT-A	OR	DR	TR	A	PF	ST	TO	BS	PTS						
7/6 vs. SEA	L	19:50	2-7	0-1	2-4	3	3	6	0	2	0	1	1	6						
7/3 vs. LAS	W	4:46	0-0	0-0	0-0	0	0	0	1	0	0	0	0	0						
6/29 at ATL	L	24:43	0-2	0-0	0-0	1	3	4	1	3	0	0	0	0						
6/27 at PHO	L	21:55	6-7	0-0	4-7	3	3	6	0	0	0	0	0	16						
6/25 at GSV	W	15:44	1-4	0-0	1-2	3	1	4	1	3	0	0	1	3						
RECENT GAMES																				
OPPONENT	W/L	MIN	FG-A	3P-A	FT-A	OR	DR	TR	A	PF	ST	TO	BS	PTS						
7/6 vs. SEA	L	19:50	2-7	0-1	2-4	3	3	6	0	2	0	1	1	6						
7/3 vs. LAS	W	4:46	0-0	0-0	0-0	0	0	0	1	0	0	0	0	0						
6/29 at ATL	L	24:43	0-2	0-0	0-0	1	3	4	1	3	0	0	0	0						
6/27 at PHO	L	21:55	6-7	0-0	4-7	3	3	6	0	0	0	0	0	16						
6/25 at GSV	W	15:44	1-4	0-0	1-2	3	1	4	1	3	0	0	1	3						
RECENT GAMES																				
OPPONENT	W/L	MIN	FG-A	3P-A	FT-A	OR	DR	TR	A	PF	ST	TO	BS	PTS						
7/6 vs. SEA	L	19:50	2-7	0-1	2-4	3	3	6	0	2	0	1	1	6						
7/3 vs. LAS	W	4:46	0-0	0-0	0-0	0	0	0	1	0	0	0	0	0						
6/29 at ATL	L	24:43	0-2	0-0	0-0	1	3	4	1	3	0	0	0	0						
6/27 at PHO	L	21:55	6-7	0-0	4-7	3	3	6	0	0	0	0	0	16						
6/25 at GSV	W	15:44	1-4	0-0	1-2	3	1	4	1	3	0	0	1	3						
RECENT GAMES																				
OPPONENT	W/L	MIN	FG-A	3P-A	FT-A	OR	DR	TR	A	PF	ST	TO	BS	PTS						
7/6 vs. SEA	L	19:50	2-7	0-1	2-4	3	3	6	0	2	0	1	1	6						
7/3 vs. LAS	W	4:46	0-0	0-0	0-0	0	0	0	1	0	0	0	0	0						
6/29 at ATL	L	24:43	0-2	0-0	0-0	1	3	4	1	3	0	0	0	0						
6/27 at PHO	L	21:55	6-7	0-0	4-7	3	3	6	0	0	0	0	0	16						
6/25 at GSV	W	15:44	1-4	0-0	1-2	3	1	4	1	3	0	0	1	3						
RECENT GAMES																				
OPPONENT	W/L	MIN	FG-A	3P-A	FT-A	OR	DR	TR	A	PF	ST	TO	BS	PTS						
7/6 vs. SEA	L	19:50	2-7	0-1	2-4	3	3	6	0	2	0	1	1	6						
7/3 vs. LAS	W	4:46	0-0	0-0	0-0	0	0	0	1	0	0	0	0	0						
6/29 at ATL	L	24:43	0-2	0-0	0-0	1	3	4	1	3	0	0	0	0						
6/27 at PHO	L	21:55	6-7	0-0	4-7	3	3	6	0	0	0	0	0	16						
6/25 at GSV	W	15:44	1-4	0-0	1-2	3	1	4	1	3	0	0	1	3						
RECENT GAMES																				
OPPONENT	W/L	MIN	FG-A	3P-A	FT-A	OR	DR	TR	A	PF	ST	TO	BS	PTS						
7/6 vs. SEA	L	19:50	2-7	0-1	2-4	3	3	6	0	2	0	1	1	6						
7/3 vs. LAS	W	4:46	0-0	0-0	0-0	0	0	0	1	0	0	0	0	0						
6/29 at ATL	L	24:43	0-2	0-0	0-0	1	3	4	1	3	0	0	0	0						
6/27 at PHO	L	21:55	6-7	0-0	4-7	3	3	6	0	0	0	0	0	16						
6/25 at GSV	W	15:44	1-4	0-0	1-2	3	1	4	1	3	0	0	1	3						
RECENT GAMES																				
OPPONENT	W/L	MIN	FG-A	3P-A	FT-A	OR	DR	TR	A	PF	ST	TO	BS	PTS						
7/6 vs. SEA	L	19:50	2-7	0-1	2-4	3	3	6	0	2	0	1	1	6						
7/3 vs. LAS	W	4:46	0-0	0-0	0-0	0	0	0	1	0	0	0	0	0						
6/29 at ATL	L	24:43	0-2	0-0	0-0	1	3	4	1	3	0	0	0	0						
6/27 at PHO	L	21:55	6-7	0-0	4-7	3	3	6	0	0	0	0	0	16						
6/25 at GSV	W	15:44	1-4	0-0	1-2	3	1	4	1	3	0	0	1	3						
RECENT GAMES																				
OPPONENT	W/L	MIN	FG-A	3P-A	FT-A	OR	DR	TR	A	PF	ST	TO	BS	PTS						
7/6 vs. SEA	L	19:50	2-7	0-1	2-4	3	3	6	0	2	0	1	1	6						
7/3 vs. LAS	W	4:46	0-0	0-0	0-0	0	0	0	1	0	0	0	0	0						
6/29 at ATL	L	24:43	0-2	0-0	0-0	1	3	4	1	3	0	0	0	0						
6/27 at PHO	L	21:55	6-7	0-0	4-7	3	3	6	0	0	0	0	0	16						
6/25 at GSV	W	15:44	1-4	0-0	1-2	3	1	4	1	3	0	0	1	3						
RECENT GAMES																				
OPPONENT	W/L	MIN	FG-A	3P-A	FT-A	OR	DR	TR	A	PF	ST	TO	BS	PTS						
7/6 vs. SEA	L	19:50	2-7	0-1	2-4	3	3	6	0	2	0	1	1	6						
7/3 vs. LAS	W	4:46	0-0	0-0	0-0	0	0	0	1	0	0	0	0	0						
6/29 at ATL	L	24:43	0-2	0-0	0-0	1	3	4	1	3	0	0	0	0						
6/27 at PHO	L	21:55	6-7	0-0	4-7	3	3	6	0	0	0	0	0	16						
6/25 at GSV	W	15:44	1-4	0-0	1-2	3	1	4	1	3	0	0	1	3						
RECENT GAMES																				
OPPONENT	W/L	MIN	FG-A	3P-A	FT-A	OR	DR	TR	A	PF	ST	TO	BS	PTS						
7/6 vs. SEA	L	19:50	2-7	0-1	2-4	3	3	6	0	2	0	1	1	6						
7/3 vs. LAS	W	4:46	0-0	0-0	0-0	0	0	0	1	0	0	0	0	0						
6/29 at ATL	L	24:43	0-2	0-0	0-0	1	3	4	1	3	0	0	0	0						
6/27 at PHO	L	21:55	6-7	0-0	4-7	3	3	6	0	0	0	0	0	16						
6/25 at GSV	W	15:44	1-4	0-0	1-2	3	1	4	1	3	0	0	1	3						
RECENT GAMES																				
OPPONENT	W/L	MIN	FG-A	3P-A	FT-A	OR	DR	TR	A	PF	ST	TO	BS	PTS						
7/6 vs. SEA	L	19:50	2-7	0-1	2-4	3	3	6	0	2	0	1	1	6						
7/3 vs. LAS	W	4:46	0-0	0-0	0-0	0	0	0	1	0	0	0	0	0						
6/29 at ATL	L	24:43	0-2	0-0	0-0	1	3	4	1	3	0	0	0	0						
6/27 at PHO	L	21:55	6-7	0-0	4-7	3	3	6	0	0	0	0	0	16						
6/25 at GSV	W	15:44	1-4	0-0	1-2	3	1	4	1	3	0	0	1	3						
RECENT GAMES																				
OPPONENT	W/L	MIN	FG-A	3P-A	FT-A	OR	DR	TR	A	PF	ST	TO	BS	PTS						
7/6 vs. SEA	L	19:50	2-7	0-1	2-4	3	3	6	0	2	0	1	1	6						
7/3 vs. LAS	W	4:46	0-0	0-0	0-0	0	0	0	1	0	0	0	0	0						
6/29 at ATL	L	24:43	0-2	0-0	0-0	1	3	4	1	3	0	0	0	0						
6/27 at PHO	L	21:55	6-7	0-0	4-7	3	3	6	0	0	0	0	0	16						
6/25 at GSV	W	15:44	1-4	0-0	1-2	3	1	4	1	3	0	0	1	3						
RECENT GAMES																				
OPPONENT	W/L	MIN	FG-A	3P-A	FT-A	OR	DR	TR	A	PF	ST	TO	BS	PTS						
7/6 vs. SEA	L	19:50	2-7	0-1	2-4	3	3	6	0	2	0	1	1	6						
7/3 vs. LAS	W	4:46	0-0	0-0	0-0	0	0	0	1	0	0	0	0	0						
6/29 at ATL	L	24:43	0-2	0-0	0-0	1	3	4	1	3	0	0	0	0						
6/27 at PHO	L	21:55	6-7	0-0	4-7	3	3	6	0	0	0	0	0	16						
6/25 at GSV	W	15:44	1-4	0-0																




#0 Jaylyn Sherrod

Guard • 5-7 • 125lbs • 23 • Colorado/USA

1 Year Pro

WNBA Champion with New York Liberty (2024). USA Basketball 3x3 Women's National Team development camp invitee (2024). Three-Time Pac-12 All-Defensive selection with Colorado. (she/her/hers)

	GP	GS	PPG	RPG	APG	SPG	BPG	MPG	FG%	3FG%	FT%	2025-26 HIGHS				CAREER HIGHS				
2025-26	14	0	1.4	0.8	0.6	0.71	0.00	6.6	.263	.200	.778	PTS	8 NYL at SEA 6/22/25	8 2 times (NYL @ SEA, 6/22/25)						
Career	24	0	1.6	0.6	0.6	0.54	0.04	5.4	.364	.250	.667	FGM	2 2 times (NYL @ SEA, 6/22/25)	3 NYL vs. ATL 9/19/24						
												FGA	5 NYL vs. CON 6/1/25	5 2 times (NYL vs. CON, 6/1/25)						
POINTS					REB	AST	BLK	STL					3FGM	1 2 times (NYL @ SEA, 6/22/25)	1 4 times (NYL @ SEA, 6/22/25)					
	10+	20+	30+	10+	10+	3+	3+	DBL-DBL	TPL-DBL				3FGA	3 2 times (NYL @ SEA, 6/22/25)	3 2 times (NYL @ SEA, 6/22/25)					
2025-26	--	--	--	--	--	--	1	--	--				FTM	3 NYL at SEA 6/22/25	3 NYL at SEA 6/22/25					
												FTA	3 2 times (NYL @ SEA, 6/22/25)	4 NYL vs. ATL 9/19/24						
RECENT GAMES												OREB	1 2 times (NYL vs. CHI, 6/10/25)	1 4 times (NYL vs. CHI, 6/10/25)						
OPPONENT	W/L	MIN	FG-A	3P-A	FT-A	OR	DR	TR	A	PF	ST	TO	BS	PTS	DREB	3 NYL at SEA 6/22/25	3 NYL at SEA 6/22/25			
7/6 vs. SEA	L	2:35	0-0	0-0	0-0	0	0	0	1	0	1	1	0	0	TREB	3 NYL at SEA 6/22/25	3 NYL at SEA 6/22/25			
7/3 vs. LAS	W														ASTS	3 NYL at SEA 6/22/25	3 NYL at SEA 6/22/25			
6/29 at ATL	L	9:05	0-1	0-1	0-0	0	1	1	0	1	0	1	0	0	STLS	3 NYL vs. CON 6/1/25	3 NYL vs. CON 6/1/25			
6/27 at PHO	L	10:51	0-1	0-0	2-2	0	1	1	0	0	2	2	0	2	BLKS	--	1 NYL vs. DAL 8/22/24			
6/25 at GSV	W	03:54	0-0	0-0	0-0	0	0	0	0	1	0	0	0	0	MINS	18 NYL vs. CON 6/1/25	18 NYL vs. CON 6/1/25			



22
KENNEDY BURKE
GUARD




9
NATASHA CLOUD
GUARD



1
MARQUESHA DAVIS
GUARD



13
LEONIE FIEBICH
FORWARD




7
REBEKAH GARDNER
GUARD




21
ISABELLE HARRISON
FORWARD



20
SABRINA IONESCU
GUARD



23
MARINE JOHANNÈS
GUARD



35
JONQUEL JONES
CENTER



8
NYARA SABALLY
CENTER



0
JAYLYN SHERROD
GUARD



30
BREANNA STEWART
FORWARD



PLAYER MILESTONES AND ATTENDANCE SUMMARY



PLAYER	FTM	N	DA	PTS	N	DA	REB	N	DA	AST	N	DA	STL	N	DA	BLK	N	DA	GAMES	N	DA	3FGM	N	DA
Ionescu, S.	500	23	--	2,500	--	6/14/25	1,000	117	--	1,000	61	--	200	39	--	--	--	--	100	--	8/24/23	500	75	--
Burke, K.	100	--	6/14/25	500	--	7/6/24	250	7	--	100	--	5/29/25	100	3	--	--	--	--	100	--	6/2/24	100	6	--
Stewart, B.	1,400	38	--	6,000	224	--	2,500	113	--	900	15	--	400	9	--	500	94	--	300	21	--	500	56	--
Cloud, N.	600	73	--	2,500	--	5/24/25	1,000	4	--	1,700	66	--	300	--	5/27/25	--	--	--	300	--	6/25/25	300	--	7/6/25
Davis, K.	--	--	--	--	--	--	--	--	--	--	--	--	--	--	--	--	--	--	--	--	--	--	--	--
Davis, M.	--	--	--	--	--	--	--	--	--	--	--	--	--	--	--	--	--	--	--	--	--	--	--	--
Fiebich, L.	--	--	--	--	--	--	--	--	--	--	--	--	--	--	--	--	--	--	--	--	--	--	--	--
Gardner, R.	--	--	--	--	--	--	--	--	--	--	--	--	--	--	--	--	--	--	--	--	--	--	--	--
Harrison, I.	300	--	9/17/24	1,500	--	6/30/24	1,250	245	--	200	--	7/11/24	200	32	--	100	7	--	200	--	9/13/24	--	--	--
Johannès, M.	--	--	--	500	--	7/23/23	--	--	--	200	--	6/10/25	--	--	--	--	--	--	100	4	--	200	36	--
Jones, J.	800	97	--	4,000	228	--	2,500	95	--	600	65	--	200	--	9/3/23	400	19	--	300	16	--	300	--	9/12/24
Sabally, N.	--	--	--	--	--	--	250	16	--	--	--	--	--	--	--	--	--	--	--	--	--	--	--	--
Sherrod, J.	--	--	--	--	--	--	--	--	--	--	--	--	--	--	--	--	--	--	--	--	--	--	--	--

"N" = Needs, "DA" = Date Acquired

NEW YORK LIBERTY Attendance Summary (As of July 7, 2025)

top 10 home attendance				top 10 away attendance			
ATTENDANCE	DATE	OPPONENT	RESULT	ATTENDANCE	DATE	OPPONENT	RESULT
17,758	7/11/2024	Chicago Sky	W, 91-76	18,064	6/25/2025	Golden State Valkyries	W, 81-78
17,735	5/18/2024	Indiana Fever	W, 91-80	17,274	7/6/2024	Indiana Fever	L, 83-78
17,415	6/1/2025	Connecticut Sun	W, 100-52	17,274	6/14/2025	Indiana Fever	L, 102-88
17,401	6/2/2024	Indiana Fever	W, 104-68	17,274	5/24/2025	Indiana Fever	W, 90-88
17,344	5/17/2025	Las Vegas Aces	W, 92-78	17,274	5/16/2024	Indiana Fever	W, 102-66
16,383	6/19/2025	Phoenix Mercury	L, 89-81	15,800	8/30/2024	Seattle Storm	W, 98-85
16,081	6/10/2025	Chicago Sky	W, 85-66	13,106	8/19/2018	Phoenix Mercury	L, 96-85
15,956	7/3/2025	Los Angeles Sparks	W, 89-79	12,500	6/22/2025	Seattle Storm	L, 89-79
15,515	7/6/2025	Seattle Storm	L, 79-70	12,009	6/27/2025	Phoenix Mercury	L, 106-91
15,393	9/8/2024	Las Vegas Aces	W, 75-71	11,724	8/6/2022	Phoenix Mercury	L, 76-62

OVERALL HOME ATTENDANCE (Regular Season only)

YEAR	GAMES	TOTAL	AVERAGE
2018	17	47,988	2,823
2019	17	38,067	2,239
2020	11	0	0
2021	16	28,113	1,757
2022	18	95,882	5,327
2023	20	155,535	7,777
2024	20	254,590	12,730
2025	9	143,568	15,952

OVERALL AWAY ATTENDANCE (Regular Season only)

YEAR	GAMES	TOTAL	AVERAGE
2018	17	127,214	7,483
2019	17	111,991	6,588
2020	11	0	0
2021	16	31,805	1,988
2022	18	106,202	5,900
2023	20	137,366	6,868
2024	20	180,403	9,020
2025	9	97,811	10,868

