



New York Liberty (11-5) vs. Los Angeles Sparks (5-12)



Thursday, July 3rd, 2025 — Barclays Center — 7:00 pm EDT — Regular Season Game #17 — Home Game #8

Local Television: FOX 5 | Stream: Liberty Live and FOX Local

Follow the Liberty PR Department on X: @nylibertyPR and @N_YL_Stats

2024 WNBA CHAMPIONS | 2023 COMMISSIONER'S CUP CHAMPIONS

LAST GAME STARTERS

PLAYER / 2025-26 REGULAR SEASON AVERAGES

#7 Rebekah Gardner F • 6-1 • UCLA/USA • 2nd Season

GP/GS	PPG	RPG	APG	SPG	BPG	MPG
16/4	4.6	1.9	0.6	0.4	0.3	14.7

#30 Breanna Stewart F • 6-4 • Connecticut/USA • 9th Season

GP/GS	PPG	RPG	APG	SPG	BPG	MPG
16/16	20.8	6.0	3.7	1.3	1.2	31.8

#8 Nyara Sabally C • 6-5 • Oregon/Germany • 2nd Season

GP/GS	PPG	RPG	APG	SPG	BPG	MPG
10/7	6.9	5.3	0.7	0.9	0.8	20.4

#20 Sabrina Ionescu G • 5-11 • Oregon/USA • 5th Season

GP/GS	PPG	RPG	APG	SPG	BPG	MPG
15/15	18.6	4.0	5.1	1.5	0.4	30.9

#9 Natasha Cloud G • 5-10 • St. Joseph's (PA)/USA • 10th Season

GP/GS	PPG	RPG	APG	SPG	BPG	MPG
16/16	9.1	3.8	6.5	1.5	0.4	28.7

Marquesha Davis (Mar-QWEE-Shuh); **Leonie Fiebich** (Lay-oh-knee FEE-bich ["ich" like "rich"]); **Sabrina Ionescu** (yo-NESS-coo); **Marine Johannes** (Jo-han-ess); **Nyara Sabally** (Knee-ARE-uh SAH-buh-lee); **Jaylyn Sherrod** (SURE-rod); **Breanna Stewart** (bree-ANN-uh [NOT bree-ON-uh])

2025-26 REGULAR SEASON LIBERTY RECORDS

	RECORD	HOME	ROAD	OT
OVERALL	11-5	6-1	5-4	--
WESTERN	4-3	3-1	1-2	--
EASTERN	7-2	3-0	4-2	--

STREAKS

OVERALL	Lost 2
HOME	Lost 1
ROAD	Lost 2

MATCHUP QUICK HITS

The New York Liberty and Los Angeles Sparks will meet for the first time this season on Wednesday at Barclays Center.

New York enters the matchup riding a five-game home winning streak against Los Angeles, dating back to a 102-73 victory on Aug. 2, 2022.

This game will feature four former University of Tennessee Lady Volunteers: Isabelle Harrison, Sparks guard Rickea Jackson, guard-forward Rae Burrell, and Liberty center Mercedes Russell. Harrison and Russell were part of Tennessee's run to the 2014 NCAA Tournament semifinals.

On June 30, the WNBA announced that Sabrina Ionescu and Breanna Stewart were named starters for the 2025 AT&T WNBA All-Star Game. It marks Ionescu's fourth All-Star selection and Stewart's seventh. This is the 14th season the Liberty have had multiple All-Star selections—second-most in league history behind Connecticut's 16.

Ionescu and Stewart, both former No. 1 overall picks, are one of only two pairs of teammates named All-Star starters this season, joining Indiana's Aliyah Boston and Caitlin Clark.

In New York's June 29 win over the Atlanta Dream, Stewart became the franchise's sixth all-time leading rebounder with 790 boards, surpassing Liberty Ring of Honor member Sue Wicks. She also reached her 500th free throw made with the team, becoming the fifth player in franchise history to do so and the fastest to reach the mark, accomplishing this in just 94 games.

In the same game, Natasha Cloud recorded her second 20-point performance of the season (8-for-12 FG, 2-for-3 3FG, 2-for-2 FT), and the 15th of her career.

The Liberty currently lead the WNBA in points per game (87.6), defensive rebounds per game (28.0), and true shooting percentage (58.3%).

2025 REGULAR SEASON SCHEDULE

DATE	OPPONENT	SCORE	RECORD
5/17	vs. Aces	92-78 W	1-0
5/22	@ Sky	99-74 W	2-0
5/24	@ Fever	90-88 W	3-0
5/27	vs. Valkyries	95-67 W	4-0
5/29	vs. Valkyries	82-77 W	5-0
5/30	@ Mystics	85-63 W	6-0
6/1	vs. Sun	100-52 W	7-0
6/5	@ Mystics	86-78 W	8-0
6/10	vs. Sky	85-66 W	9-0
6/14	@ Fever	88-102 L	9-1
6/17	vs. Dream	86-81 W	10-1
6/19	vs. Mercury	81-89 L	10-2
6/22	@ Storm	79-89 L	10-3
6/25	@ Valkyries	81-78 W	11-3
6/27	@ Mercury	91-106 L	11-4
6/29	@ Dream	81-90 L	11-5
7/3	vs. Sparks	7:00 pm	--
7/6	vs. Storm	1:00 pm	--
7/8	vs. Aces	8:00 pm	--
7/13	vs. Dream	3:00 pm	--
7/16	vs. Fever	7:30 pm	--
7/22	vs. Fever	8:00 pm	--
7/25	vs. Mercury	7:30 pm	--
7/26	vs. Sparks	7:00 pm	--
7/28	@ Wings	8:00 pm	--
7/30	@ Lynx	8:00 pm	--
8/1	@ Sun	7:30 pm	--
8/3	@ Sun	1:00 pm	--
8/5	vs. Wings	7:00 pm	--
8/8	@ Wings	7:30 pm	--
8/10	vs. Lynx	12:30 pm	--
8/12	@ Sparks	10:00 pm	--
8/13	@ Aces	9:30 pm	--
8/16	@ Lynx	2:00 pm	--
8/19	vs. Lynx	7:00 pm	--
8/21	vs. Sky	7:00 pm	--
8/23	@ Dream	2:00 pm	--
8/25	vs. Sun	7:00 pm	--
8/28	vs. Mystics	7:00 pm	--
8/30	@ Mercury	10:00 pm	--
9/2	@ Valkyries	10:00 pm	--
9/5	@ Storm	10:00 pm	--
9/9	vs. Mystics	7:00 pm	--
9/11	@ Sky	8:00 pm	--



NO.	PLAYER	POS.	HT.	BIRTHDATE	PRIOR TO WNBA/HOME COUNTRY	WNBA EXP.
22	Kennedy Burke	G	6-1	02/14/1997	UCLA/USA	5
9	Natasha Cloud	G	5-10	02/22/1992	St. Joseph's (PA)/USA	10
1	Marquesha Davis	G	6-0	05/29/2001	Mississippi/USA	1
13	Leonie Fiebich	F	6-4	01/10/2000	/Germany	2
7	Rebekah Gardner	G	6-1	07/09/1990	UCLA/USA	2
21	Isabelle Harrison	F	6-3	09/27/1993	Tennessee/USA	7
20	Sabrina Ionescu	G	5-11	12/06/1997	Oregon/USA	5
23	Marine Johannès	G	5-10	01/21/1995	/France	3
35	Jonquel Jones	C	6-6	01/05/1994	George Washington/Bahamas	9
8	Nyara Sabally	C	6-5	02/26/2000	Oregon/Germany	2
0	Jaylyn Sherrod	G	5-7	10/21/2001	Colorado/USA	1
30	Breanna Stewart	F	6-4	08/27/1994	Connecticut/USA	9

STAFF

Head Coach	Sandy Brondello (she/her)
Assistant Coach	Olaf Lange (he/him)
Assistant Coach	Sonia Raman (she/her)
Assistant Coach	Zach O'Brien (he/him)
Head Athletic Trainer	Theresa Acosta (she/her)

PRONUNCIATION GUIDE

Marquesha Davis (Mar-QWEE-Shuh); **Leonie Fiebich** (Lay-oh-knee FEE-bich ["ich" like "rich"]); **Sabrina Ionescu** (yo-NESS-coo); **Marine Johannès** (Jo-han-ess); **Nyara Sabally** (Knee-ARE-uh SAH-buh-lee); **Jaylyn Sherrod** (SURE-rod); **Breanna Stewart** (bree-ANN-uh [NOT bree-ON-uh])
Coaches: **Sandy Brondello** (braun-DELL-oh), **Olaf Lange** (Lang)

HOW THE LIBERTY WERE BUILT

FREE AGENTS

- 2025** - Kennedy Burke (Re-signed on February, 1, 2025.)
- Isabelle Harrison (Signed as free agent on Feb. 21, 2025.)
- Marine Johannès (Re-signed with New York Liberty on Mar. 21, 2025.)
2024 - Jaylyn Sherrod (Signed rest of season contract on Aug. 16, 2024.)
2023 - Breanna Stewart (Resigned with the New York Liberty on March 26, 2025.)

OBTAINED VIA TRADE

- 2024** - Natasha Cloud (Acquired via trade from CON on March 16, 2025)
- Rebekah Gardner (Acquired via trade from CHI in 2024)
2023 - Leonie Fiebich (Acquired player rights from CHI via four-team trade)
- Jonquel Jones (Re-signed with New York Liberty February 16, 2024)

OBTAINED VIA DRAFT

- 2024** - Marquesha Davis (Drafted No. 11 overall by New York Liberty)
2022 - Nyara Sabally (Drafted No. 5 overall in 2022 WNBA Draft)
2020 - Sabrina Ionescu (Re-signed with New York Liberty on May 15, 2023)

NUMERICAL ROSTER

0 Jaylyn Sherrod	20 Sabrina Ionescu
1 Marquesha Davis	21 Isabelle Harrison
7 Rebekah Gardner	22 Kennedy Burke
8 Nyara Sabally	23 Marine Johannès
9 Natasha Cloud	30 Breanna Stewart
13 Leonie Fiebich	35 Jonquel Jones

STATUS REPORT

Jonquel Jones - OUT (R. Ankle)

LIBERTY PREGAME AVAILABILITY: 90-60 Minutes on Game Clock (Begins at 5:27:30 PM ET)

90-75 Minutes	80-65 Minutes	75-60 Minutes
Kennedy Burke	Sabrina Ionescu	Leonie Fiebich
Natasha Cloud	Breanna Stewart	
Marquesha Davis		
Rebekah Gardner		
Marine Johannès		
Isabelle Harrison		
Nyara Sabally		
Jaylyn Sherrod		



WOMEN'S NATIONAL BASKETBALL ASSOCIATION

OFFICIAL SCORER'S REPORT
FINAL BOX

Sunday, June 29, 2025 Gateway Center Arena @ College Park, Atlanta, GA
 Officials: #16 Isaac Barnett, #43 Kevin Fahy, #22 Kelsey Reynolds

Game Duration: 1:55
 Attendance: 3265 (Sellout)

VISITOR: New York Liberty (11-5)

	POS	MIN	FG	FGA	3P	3PA	FT	FTA	OR	DR	TOT	A	PF	ST	TO	BS	+/-	PTS
7 Rebekah Gardner	F	10:58	0	1	0	0	1	2	0	0	0	0	2	0	0	1	-11	1
30 Breanna Stewart	F	34:05	7	18	1	6	6	7	2	7	9	4	3	2	3	2	-14	21
8 Nyara Sabally	C	24:43	0	2	0	0	0	0	1	3	4	1	3	0	0	0	-6	0
20 Sabrina Ionescu	G	32:26	5	15	3	7	1	1	0	4	4	3	2	0	5	0	-19	14
9 Natasha Cloud	G	33:36	8	12	2	3	2	2	0	4	4	6	2	1	2	0	-8	20
22 Kennedy Burke		23:10	4	10	1	6	2	3	0	0	0	1	0	3	0	0	3	11
23 Marine Johannès		10:57	2	3	2	3	0	0	1	1	2	1	2	0	0	0	1	6
0 Jaylyn Sherrod		09:05	0	1	0	1	0	0	0	1	1	0	1	0	1	0	0	0
21 Isabelle Harrison		21:00	4	6	0	0	0	0	1	5	6	2	2	1	2	0	9	8
1 Marquesha Davis		DNP - Coach's Decision																
200:00			30	68	9	26	12	15	5	25	30	18	17	7	13	3	-9	81
			44.1%		34.6%		80%		TM REB: 6		TOT TO: 13 (16 PTS)							

HOME: ATLANTA DREAM (11-6)

	POS	MIN	FG	FGA	3P	3PA	FT	FTA	OR	DR	TOT	A	PF	ST	TO	BS	+/-	PTS
10 Rhyne Howard	F	23:50	2	8	0	5	1	1	0	2	2	2	3	1	1	0	8	5
24 Brionna Jones	F	32:20	8	14	0	1	5	6	1	5	6	3	3	1	1	2	10	21
42 Brittney Griner	C	28:28	7	12	0	1	0	2	1	3	4	3	1	0	3	0	7	14
15 Allisha Gray	G	36:25	8	14	2	4	2	2	1	8	9	6	5	0	4	0	9	20
3 Jordin Canada	G	32:33	6	10	1	2	2	5	0	5	5	8	2	2	4	0	6	15
00 Naz Hillmon		25:17	4	7	1	4	1	2	0	4	4	3	1	1	0	0	-1	10
2 Te-Hina Paopao		08:35	1	4	0	2	0	2	0	1	1	2	0	0	0	0	7	2
12 Nia Coffey		04:48	0	0	0	0	1	2	3	3	6	0	1	0	0	0	3	1
32 Shatori Walker-Kimbrough		07:44	1	1	0	0	0	0	0	1	1	0	0	2	0	0	-4	2
33 Maya Caldwell		DNP - Coach's Decision																
5 Taylor Thierry		DNP - Coach's Decision																
200:00			37	70	4	19	12	22	6	32	38	27	16	7	13	2	9	90
			52.9%		21.1%		54.5%		TM REB: 10		TOT TO: 16 (11 PTS)							

SCORE BY PERIOD	1	2	3	4	FINAL
Liberty	19	15	19	28	81
DREAM	29	18	16	27	90

Inactive: Liberty - Jones (Injury/Illness - Right Ankle)

Inactive: Dream -

Points in the Paint: Liberty 36 (18/35), DREAM 62 (31/46)

2nd Chance Points: Liberty 9 (3/4), DREAM 14 (6/6)

Fast Break Points: Liberty 9 (3/4), DREAM 8 (4/11)

Technical fouls - Individual

Liberty (0): NONE

DREAM (1): Griner 0:07 2nd

Technical fouls - Non-Unsportsmanlike

Liberty (1): Burke 8:12 2nd (Defensive Three Seconds)

DREAM (0): NONE

Biggest Lead: Liberty 1, DREAM 20

Lead Changes: 6

Times Tied: 2





A Recap of New York's Historic 2024 Playoff Run

First Round Sweep

The New York Liberty's playoff path began with a best-of-three series against the Atlanta Dream. The Liberty swept Atlanta via back-to-back wins at Barclays Center.

Game 1 was dominated by the Liberty, who were up by as much as 22 points and never relinquished their lead. Sabrina Ionescu and rookie Leonie Fiebich led the team in scoring, each putting up 25 points. Fiebich also became the first ever rookie with 4+ 3PM in a playoff game without a miss. Breanna Stewart put up a 24-11 double-double and got up for three blocks as the team held the Dream to shooting 18.8% from three.

Sweeping the series with a Game 2 win, New York grinded out a 9.1 net rating, with every starter finishing with a positive plus/minus. With a Sabrina Ionescu 36-point night, which tied the franchise's single-game playoff scoring record, and a Jonquel Jones 20-point, 13 rebound double-double, the Liberty fended off Atlanta's attempt to even the series.

Feeling Lucky in Las Vegas

In the 2024 Semifinals against the Las Vegas Aces, New York continued their defense of home court in the post season. With three players scoring in double figures, the Liberty powered past the Aces in Game 1. After a Jonquel Jones made three less than two minutes into the game to the final buzzer, New York held the lead in a wire-to-wire victory.

A Game 2 win featured every starter earning a defensive rating equal to or above 100.0. Sabrina Ionescu led the way with 24 points and nine rebounds.

Playing a second game in Michelob Ultra Arena after a Game 3 loss, the Liberty were determined to end the series with a Game 4 win. On the back of a Breanna Stewart double-double, the Liberty closed out the series with a resounding 14-point win.

A Finals Series for the Ages

New York's second Finals appearance in two years began with hosting the first two games in Barclays Center. After a Game 1 loss in overtime, the Liberty stormed through Game



2 to victory, shooting 45.8% from three and building up a lead by as much as 17 points. In the first two matchups, Jonquel Jones amassed a combined 38 points and 19 rebounds.

Hitting the road for Minnesota, the Liberty battled for a Game 3 win with Breanna Stewart racking up a 30-point double-double. Stewart, Betnijah Laney-Hamilton, Jonquel Jones, Sabrina Ionescu and Nyara Sabally combined for nine blocks, matching the franchise record for most blocks in a playoff game. Sabrina Ionescu called game, sinking a game-winning 28-foot 3-pointer with one second left on the shot clock.

A close Game 4 loss despite 21 points from Jones set the stage for the Game 5 face-off in Brooklyn with the series tied at 2-2. Leading the team, Jones scored 17 points and Stewart put up 3 blocks. Nyara Sabally and Leonie Fiebich combined for 26 points, including a key 5 points in overtime that guaranteed the New York Liberty their first WNBA title in franchise history and the city's first basketball title in over 50 years. Jonquel Jones was awarded the 2024 Finals Most Valuable Player award after tallying 89 points, 38 rebounds, 11 assists and 4 blocks in the series.

All Eyes on the Liberty

A New York Liberty attendance record was set when over 18,000 fans gathered in the arena to watch the Liberty bring New York its first

professional basketball championship since 1973.

The Finals series averaged 1.6 million viewers, garnering the highest rating in 25 years. This mark was a 115% increase from the 2023 WNBA Finals. Games 3, 4 and 5 were the most watched WNBA Finals games that aired on cable. Viewership for Game 5 peaked at 3.3 million, with its television rating doubling the previous record for a Game 5 Finals matchup.

Canyon of Heroes History

Thousands upon thousands of fans showered the 2024 WNBA Champions with ticker tape and support as the New York Liberty's championship parade made its way down the renowned Canyon of Heroes. The Liberty joined New York sports history as they took the famous same path taken by winners of World Cups, Stanley Cups, Super Bowls and World Series titles.

A massive crowd of seafoam gathered for the first parade celebrating a NY professional sports team since the New York Giants' Super Bowl in 2012. The parade was followed by a ceremony at City Hall with the New York Liberty receiving the key to New York City.

On May 16, the Liberty had a permanent plaque installed and unveiled at 250 Broadway Street, commemorating their spot among this city's all-time legendary championship winning teams.

Reflecting the New York Liberty's commitment to excellence and honoring Brooklyn were at the forefront of the design process for renowned bespoke diamond jewelry creator, Jason of Beverly Hills and Brooklyn-based designers, Dynasty and Soull Ogun of L'Enchanteur. The championship celebrates one of the WNBA's original franchises winning their first-ever title, New York City's first professional basketball championship since 1973 and serves as a tribute to the spirit, core values and city that the franchise represents.



More than six carats of white diamonds reflect the six years of Joe and Clara Wu Tsai's ownership of the Liberty. Eleven black diamonds represent the team's 2024 playoff wins, while 32 points of black diamonds honor the Liberty's franchise-record tying 32 regular season wins as they became the first WNBA to win 30+ games in back-to-back seasons.



The single diamond in the trophy represents the New York Liberty's first WNBA title.



An image of a budding leaf breaking through a crack in the concrete pays homage to 'The Concrete Jungle' that the Liberty calls home while symbolizing the beginning of the Liberty's championship chapter. The 28 points of Paraiba in the leaf symbolize the team's 28 seasons in the WNBA. Each player's name and jersey number complete the shank's design.



The top of the championship ring unscrews to reveal a recreation of the New York Liberty court with the team's record in each playoff series in their title run. Underneath the ring's top are a pair of earrings, providing players with everyday jewelry to remind them of their historic win.



- **TOP OF THE CHARTS:** The Liberty leads the WNBA in various categories this season, including points per game (87.6), defensive rebounds per game (28.0), and true shooting percentage (58.3%).
 - New York has outscored its opponents by 7.69 points per game, second only to Minnesota's 11.19 ppg advantage. The team's total margin of victory is the second-best mark in Liberty history to start a season.
 - *See the chart for a look at the best total point differential through the first 16 games in franchise history.*
 - With **Sabrina Ionescu** and **Breanna Stewart** named starters for the 2025 AT&T WNBA All-Star Game, this marks the 15th season in which multiple New York Liberty players have earned All-Star honors. Only the Connecticut Sun, with 16 such seasons, have achieved this more often in WNBA history. This season, the Indiana Fever were the only other team with more than one player named to the pool of All-Star starters (Aliyah Boston, Caitlin Clark).
- | +/- | YEAR | W-L | FINISHED |
|-------------|-------------|-------------|------------|
| +144 | 2024 | 13-3 | Champions |
| +123 | 2025 | 11-5 | TBD |
| +106 | 2023 | 12-4 | Runner-Up |
| +94 | 1997 | 13-3 | Runner-Up |
| +77 | 1999 | 10-6 | Runner-Up |
- **RUNNING IT UP**
 - New York has won six of its 16 contests by double figures, including four wins of at least 20 points.
 - The Liberty lead the league in 20+ point wins, with the Valkyries and the Lynx tied for second with three such wins.
 - *See the chart for a look at the Liberty seasons with the most 20+ point wins.*
- | # | TOT GP | SEASON |
|----------|-----------|-------------|
| 6 | 40 | 2023 |
| 6 | 40 | 2024 |
| 4 | 16 | 2025 |
| 3 | 34 | 2016 |
| 3 | 34 | 2017 |
- **FROM DISTANCE:** *See the chart for a look at the most 3-pointers made by a WNBA team through its first 16 games of a season.*
 - The Liberty have made the third-most triples through 16 games in team history.
- | # | TEAM | SEASON |
|------------|-----------------|-------------|
| 167 | Phoenix | 2025 |
| 165 | New York | 2021 |
| 163 | New York | 2023 |
| 163 | New York | 2024 |
| 162 | Washington | 2021 |
| 160 | Minnesota | 2024 |
| 160 | New York | 2025 |
- **JUMPING AHEAD EARLY:** All but six of New York's first halves have ended with a tie or a Liberty lead this season. They have held double-digit leads at the break seven times and have led by 20 or more after the second quarter three times.
 - The Liberty had three halftime leads of at least 20 points three times *last regular season*.
 - **CARE FOR THE ROCK:** New York ranks fourth in the WNBA in assist-to-turnover ratio (1.54).
 - The Liberty boast the third-highest assists per game mark (21.3) while turning the ball over just 13.9 times per contest (third-lowest average in the league this season).
 - New York is second in the league in steals, averaging 8.8 in 16 games, closely following Phoenix's 8.8 steals in 17 contests.
 - **LIBS ON DEFENSE:** The Liberty's opponents average a -7.7 plus/minus, second to only Minnesota's -11.2.
 - New York has held its opponents to a third-lowest success rate from the field (41.1%, 29.5-for-71.8), close behind Golden State's 39.3% and Minnesota's 40.1% opponent field goal percentage.
 - The team's 97.9 defensive rating through the first 16 games is the franchise's fourth-best mark since 2015 and is third in the WNBA this season following Minnesota's 93.9 and Golden State's 96.8 defensive rating.
 - Liberty opponents average on 12.4 points off turnovers per game, following only the Dream allowing 12.4 points off turnovers per game.





Player Notes

- **II DBL-DBLS:** **Jonquel Jones** recorded 10 points (4-of-10 FG, 2-of-4 3FG) and 10 rebounds in 25:29 minutes against Atlanta on 6/17, marking her sixth double-double this season.
 - She and Las Vegas' A'ja Wilson are tied for the third-most double-doubles in the league this season. Only Chicago's Angel Reese (9), Atlanta's Brionna Jones, Indiana's Aliyah Boston and Phoenix's Alyssa Thomas (7 each) have totaled more.
 - Since joining New York ahead of the 2023 season, Jones has tallied 28 double-doubles in the regular season, which is seventh-most in the league over that span.
 - New York is a perfect 28-0 in regular season games where Jones notches a double-double. She joins Vickie Johnson (4-0) and Kelsey Bone (2-0) as the only Liberty players who posted multiple double-doubles with the team and an undefeated record.
 - *See the chart for a look at where Jones ranks in career double-doubles in WNBA history.*

RANK	PLAYER	#
5th	Nneka Ogumike	112
6th	A'ja Wilson	105
t-7th	Tamika Catchings	96
t-7th	Jonquel Jones	96

- **KB FROM THREE:** Through 14 games this season, **Kennedy Burke** has shot 29-of-59 from beyond the arc for a 49.2% 3-point success rate, second to only Indiana's Lexie Hull shooting 50.0%. *See the chart for a look at where KB's shooting marks rank among qualified players this season*
 - Burke has shot a league-best 46.9% (23-of-49) on above the break 3-pointers this season (min. 40 such 3FGA). She was 14-of-52 (26.9%) on those attempts all last season.

STAT	%	RANK
3FG %	49.2	2nd
TS%	67.0	5th

- **SOPHMORE SZN:** Just six games into her second season, Leonie Fiebich has set a career-high in blocks (3) and matched her career-high in rebounds (9).
 - Prior to her departure for FIBA Women's EuroBasket, Fiebich was shooting 12-25 from three, Fiebich's 3-point percentage (48.0%) currently ranks third among qualified players. In her five-game tournament run representing Germany, she shot 45.2% (14-for-31) from beyond the arc, the third highest success rate of players that attempted more than 25 threes.
 - Her 53.3% (8-15) success rate for above the break threes ranks first in the league.





- **SA-THREE-NA:** On 6/5 against Washington, **Sabrina Ionescu** hit two 3-pointers to become the Liberty's all-time leading 3-point scorer with 401, surpassing Crystal Robinson's 400 3-point field goals. Her career total currently stands at 417 made 3-point shots.
 - With 38 made threes on the season thus far, Sabrina Ionescu has hit the fourth-most shots from deep in the league.
 - Of the four players who have attempted at least 100 3-pointers, Ionescu's 32.8% success rate is the second highest percentage, with only Los Angeles' Kelsey Plum shooting 33.6% ahead of her.
 - The 5/29 contest against the Washington Mystics featured Ionescu hitting five 3-pointers in the first half, matching her career high.
 - For the first time in her career, Ionescu has scored at least 30 points in consecutive games (6/14: 34 pts, 6/17: 34 pts). She is only the second Liberty player to do this after Breanna Stewart (8/28-30/2024) and the first WNBA player to do so since Atlanta's Rhyne Howard's three game streak in 2024 (9/3-8/2024). She joins Diana Taurasi (2006), Liz Cambage (2018) and Kahleah Copper (2024) as the only WNBA players to reach 34 points in back-to-back games.
 - In Ionescu's first WNBA game in her native Bay Area, on 6/25 vs. Golden State, she went 8-for-8 on free throws. That marked her eighth game with a perfect free throw shooting record on at least eight attempts, the most such games in franchise history.

▪ **STEW YORK CITY:**

- With 332 points on the season, **Breanna Stewart** is the league's second leading total scorer. This is her second-best scoring start to her Liberty career, second only to her career best 373-point start in 2023 en route to her second MVP award.
- Stewart is one of only three players averaging at least 20.0 points, 5.0 rebounds, 3.0 assists, and 1.0 blocks per game.
- Over three games (6/14–19), Breanna Stewart scored at least 23 points in each contest. This matches her longest such streak since joining the Liberty.
 - The longest such streak in Liberty history is four games, a mark achieved by Sabrina Ionescu (6/1–7/2022) and Tina Charles (5/29–6/7/2018, and 6/14–22/2016).

PLAYER	PPG	REB	AST	BLK	+/-
A'ja Wilson	21.6	9.9	3.8	2.6	3.8
Breanna Stewart	20.8	6.0	3.7	1.2	6.1
Napheesa Collier	24.4	8.5	3.7	1.5	11.8

▪ **TWENTY-POINT TWINNING**

- **Breanna Stewart** (21.8 ppg) and **Sabrina Ionescu** (19.1 ppg) were among the WNBA's top ten leaders in scoring for the month of June, ranking second and sixth, respectively. New York is the only team with multiple players in the top five.
- Stewart and Ionescu have scored at least 20 points each in the same game three times this season. The pair is on pace to record the most such games this season in their three years as teammates.
 - See the chart for the number of Stewart, Ionescu 20+ points games in each year of their partnership.
- So far in 2025, Breanna Stewart has recorded eight 20-point games, while Sabrina Ionescu has six. The high-scoring duo each tallied 16 such games during the 2024 regular season en route to a WNBA championship - and they're on pace to surpass that mark this year.
 - See the table for New York's all-time leaderboard for 20-point games.
- This duo has earned WNBA All-Star distinctions for the third year in a row. They are the franchise's first set of No. 1 overall picks to send to All-Star Weekend.

YEAR	G	GP
2023	7	40
2024	3	40
2025	3	16

RANK	PLAYER	#	RANK	PLAYER	#
1 st	Tina Charles	93	3 rd	Sabrina Ionescu	54
2 nd	Cappie Pondexter	71	4 th	Breanna Stewart	51





Career Milestones

- **Sabrina Ionescu** scored her first 31 points of the 2025 season by 5/24 against Indiana, surpassing Becky Hammon to become the Liberty's fourth all-time leading scorer. Similarly, on 6/5 against Washington, **Breanna Stewart** passed Essence Carson to move into the No. 9 spot on New York's all-time scoring list after surpassing 131 points on the season.
 - See the chart for a look at where Ionescu and Stewart currently rank in career points in Liberty history.
- **Natasha Cloud** currently ranks ninth in WNBA history in total assists (1,626). She is 8 dimes away from Candace Parker in the No. 8 spot with 1,634 assists.
- **Jonquel Jones** ascended to No. 20 on the WNBA's all-time leader in rebounds. After nine appearances in 2025, her career count totals 2,405 rebounds. With 40 more boards, she'll pass Yolanda Griffin for the No. 19 ranking. Jones is currently 21st on the WNBA's leaderboard for all-time offensive rebounds (707). With three more offensive boards, she'll leap over Tammy Sutton-Browne, Michelle Snow (tied at 19th with 708) and Lauren Jackson (18th with 709) for the No. 18 spot.
- With her 34-point performance in the 6/14 contest against Indiana, **Ionescu** reached the 2,500 milestone in 153 games. This makes her the third fastest Liberty player to achieve this feat, after Cappie Pondexter (130) and Tina Charles (133).
- This season, **Breanna Stewart** has reached 5,751 career points. She achieved the 5,500 point milestone in 266 games, which ties Diana Taurasi for the league's record for fastest to this mark. Stewart is the league's 11th leading defensive rebounder with 1,997 in her career. She surpassed Diana Taurasi's total of 1,970.
- **Stewart** and **Jones** have climbed the ranks of the Liberty's all-time leaders in blocks. Stewart's 130 blocks as a Liberty player ranks sixth behind Shameka Christon (133), and Jones' 110 swats is the ninth most, tied with Rebecca Allen and three shy of Janel McCarville (113).
- On 6/19 against the Phoenix Mercury, **Breanna Stewart** racked up 35 points for the first time this season. It marked the 12th 35-plus-point game of her regular-season career, tying her with Las Vegas' A'ja Wilson for second-most in WNBA history. The duo trails only Diana Taurasi, who holds the all-time record with 14 such games.
 - Seven of Stewart's 35-point outings have come since she joined the Liberty in 2023. She is the only player in franchise history to record multiple 35-point games.
- **Stewart's** 10 rebound performance on 6/25 against the Valkyries brought her Liberty rebound total to 776, moving her past Jonquel Jones (772) to seventh on New York's all-time leaderboard.

RANK	PLAYER	PTS	RANK	PLAYER	PTS
1st	Tina Charles	3,739	6th	Crystal Robinson	2,301
2nd	Vickie Johnson	3,248	7th	Shameka Christon	2,295
3rd	Cappie Pondexter	2,970	8th	Breanna Stewart	2,028
4th	Sabrina Ionescu	2,616	9th	Tari Phillips	1,826
5th	Becky Hammon	2,367	10th	Essence Carson	1,790





Team Milestones

- The New York Liberty are off to the third-best start through 16 games in franchise history (11-5). The Liberty are just the ninth team in WNBA history to begin a season 9-0.
 - *See the chart for a look at the best starts to a season in WNBA history (left) and the longest single season winning streaks in team history (right).*

W-L	TEAMS	SEASON	STREAK	DATES
13-0	Minnesota	2016	10	8/8 – 9/3/17
11-0	Los Angeles	2016	10	7/27 – 8/19/10
10-0	Minnesota	2012	9	5/17 – 6/10/25
9-0	New York	2025	8	Three times
9-0	Five instances	--		

- With a 6-0 start in Barclays Center in 2025, the New York Liberty tied the franchise's best home record to start a season.
 - *See the chart for the best home starts to a season in team history.*
 - Including the 2024 postseason, the Liberty won eight straight games at Barclays Center from Oct. 13, 2024, to June 17, 2025.

W-L	SEASON
6-0	1998
6-0	1997
6-0	2025
4-0	2013
4-0	2007

- New York defeated Connecticut, 100-52, on 6/1 at Barclays Center. This 48-point win marked the largest margin of victory in Liberty history, surpassing a 43-point win (88-45) over Washington on August 13, 1998. It is also the second-largest win in league history, behind Minnesota's 111-52 victory over Indiana on August 18, 2017.
- New York drilled 19 3-pointers on 5/22 at Chicago, setting a new single-game WNBA record, before matching that total on 6/1 against Connecticut.

- *See the chart for the highest 3-point field goal percentage in a single game (min. 30 3FGA) all-time (**bold = this season**).*

3FG %	3FG-3FGA	TEAM	DATE
.600	18-of-30	Seattle	8/12/20 vs. Atlanta
.594	19-of-32	New York	6/1/25 vs. Connecticut
.581	18-of-31	New York	7/6/22 at Las Vegas
.559	19-of-34	New York	5/22/25 at Chicago
.548	17-of-31	Washington	6/11/24 at Atlanta





CHAMPIONSHIP DNA

After bringing home the franchise's first championship, the New York Liberty's 2025 roster will include players responsible for 73.2% of the minutes in the team's playoff run.

The two lineups most used in the championship pursuit posted plus/minus ratings of +3.9 and +9.0 and will return all but one player for the start of the season.

The Liberty maintained home court dominance throughout their journey to securing a championship, posting a 6-1 record at Barclays Center.

THE HOTTEST TICKET IN TOWN

Attendance at Barclays Center for New York Liberty games surged over 63% from 2023 to the 2024. Last season, home games attendance averaged over 12,500.

The Liberty earned the honor of playing back-to-back WNBA Finals series in Barclays Center. In the 2023 Finals matchup against the Las Vegas Aces, games in Brooklyn, NY drew an average of 16,997 fans. During the 2024 series, on their path to besting the Minnesota Lynx, an average of 17,956 Liberty fans filled the arena.

On October 20, 2024, a Liberty franchise attendance record at Barclays Center was set when 18,090 fans packed the arena to watch the New York Liberty win Game 5 and clinch their first ever WNBA Championship.

THE WIZARD'S RETURN

While **Marine Johannès'** creative passing and acrobatics at the rim cannot be quantified or captured on a stat sheet, her shooting ability certainly can. Her career 3-point percentage ranks her amongst the top 7 active WNBA players (minimum 20 3PM).

Marine was in contention for the 2023 Sixth Player of the Year award, but her outings as a starter were impactful. She averaged 10.6 points in those starting appearances, including leading the team in scoring with 18 points against the Atlanta Dream.

National team commitments called Johannès back to France during the 2024 season. In an Olympic tournament run that resulted in a silver medal, she put up 24 points versus Germany to advance to the penultimate matchup against Team USA.

CLOUDY DAYS ARE HERE

The WNBA saw a whirlwind of movement during the offseason, including the addition of **Natasha Cloud** to the New York Liberty.

In 26 of her 38 starts last season, she accumulated at least 10 assists. Eight of those outings resulted in a double-double.

Cloud's 2024 campaign was laden with achievements, including a career-high scoring performance with 31 points, finishing top 4 in assists, top 10 in minutes played and a nomination to the league's All-Defensive 2nd Team.





IZZY SZN

The Liberty's offseason moves continued with the acquisition of forward **Isabelle Harrison** who is coming off a career best defensive performance with the Chicago Sky.

Harrison saw her defensive rating jump to 104.8 while she averaged 16.3 minutes per game. She posted her best assist-to-turnover ratio in six years (0.69). Her career-high of 11 defensive rebounds came against the New York Liberty in Barclays last season

BEK IS BACK

Acquired by the New York Liberty in 2024, **Rebekah Gardner** will make her first appearance in seafoam this season. In her 2022 debut, Gardner made the WNBA's All-Rookie Team and put up a top 8 field goal percentage of 54.2%. In her two seasons with the Chicago Sky, she posted offensive ratings of 101.4 (2022) and 94.2 (2023).

SABRINA/STEWART SCORING SPREE

A championship season saw **Sabrina Ionescu** and **Breanna Stewart** climb the ranks of the Liberty's franchise scoring records, with both firmly established in the top ten.

After Stewart's 2024 scoring performance, she now sits atop the Liberty's scoring average leaders (21.7). In 16 of her 38 appearances in the 2024 regular season, she tallied at least 20 points.

Sixteen was a lucky number for this pair, as Ionescu also racked up 20+ point performances in as many games. Her 2024 season ranks her in the league's top 3 3-pointers performances, only being outdone by Diana Taurasi in 2006....and herself in 2023.

BLOCK PARTY IN BROOKLYN

2024 Finals MVP **Jonquel Jones** teamed up with **Breanna Stewart** to both rank in the top 6 number of blocks in 2024, 50 and 48, respectively. Their defensive dominance resulted in both players averaging 1.3 blocks per game and taking their place in the Liberty's top 10 list for blocks in the playoffs (7 and 19, respectively).

Jones' elevated for 50 blocks last season, leading the team and placing herself amongst the top 4 league leaders in the category.

Breanna Stewart set a franchise record for blocks in a regular season game (6) and in a playoff game (4) in Game 3 of the 2024 WNBA Finals.





PHENOMENAL FIEBICH

Leonie Fiebich enters the 2025 WNBA season fresh off winning a championship in Spain's LF Endesa with Valencia Basket Club.

Her rookie season with New York saw her make the 2024 WNBA All-Rookie team as she consistently contributed to the Liberty's championship season. Voting for 2024's Sixth Player of the Year Award ended with Leonie Fiebich finishing in second place, the highest rookie consideration for the award since 2009.

Out of the 26 first year players last season, only five were featured in all 40 regular season games. Leonie was among them and her scoring efficiency stood above the rest. She led that group in field goal percentage (47.8%), effective field goal percentage (62.4%), and true shooting (62.4%).

Her 3-point percentage (43.3%) and single season plus/minus (+279) rank second among the WNBA's all-time debut performances.

Fiebich's postseason performance added her name to the WNBA's rookie record book. She put up 128 points during her first postseason run, second most by a rookie in the WNBA playoffs. In the span of 11 games, Fiebich hit 25 3-pointers, the third fastest player to do so in the WNBA postseason. In Game 1 of the Finals, she hit five shots from beyond the arc, making her the first rookie to sink that many from three in a Finals matchup.



2025-26 REGULAR SEASON	PPG	OPP. PPG	FG%	3FG%	FT%	RPG	APG	SPG	TO	BPG
Sparks	81.8	86.8	.436	.333	.762	33.1	19.2	7.94	16.2	3.00
Liberty	87.6	79.9	.458	.347	.820	35.0	21.3	8.81	13.9	4.50



2025-26 REGULAR SEASON INDIVIDUAL BESTS	2025-26 REGULAR SEASON SPARKS BESTS	2025-26 REGULAR SEASON TEAM
Points 35 Breanna Stewart vs. PHO 6/19/25	Points 37 Kelsey Plum @ GSV 5/16/25	** No Biggest Win **
Rebounds 18 Jonquel Jones @ WAS 5/30/25	Rebounds 17 Azurá Stevens @ PHO 5/21/25	** No Biggest Loss **
Assists 10 Natasha Cloud vs. PHO 6/19/25, Natasha Cloud vs. GSV 5/27/25	Assists 9 Kelsey Plum @ LVA 6/11/25, Kelsey Plum @ DAL 6/6/25	

ALL-TIME SERIES FACTS	NEW YORK VS. LOS ANGELES
Longest Win Streak	8 wins, 08/02/22-08/15/24
Biggest Win	35 pts: 103-68 @ LAS, 08/15/24
Biggest Loss	26 pts: 54-80 @ LAS, 06/24/18
Most Points Scored	103 points: 103-68 @ LAS, 08/15/24
Most Points Allowed	100 points: 77-100 @ LAS, 06/07/16
Top Scorer (NYL)	Amanda Zahui B: 37 pts, 98-92 @ LAS, 06/15/19
Top Scorer (LAS)	Layshia Clarendon: 30 pts, 96-89, 09/07/23

2025-26 REGULAR SEASON VS. SPARKS			2024-25 REGULAR SEASON VS. SPARKS			SERIES HISTORY VS. SPARKS				
DATE	SITE	TIME/RESULT	DATE	SITE	RESULT		ALL-TIME	STREAKS	LAST WIN	LAST LOSS
7/3/25	New York	7:00 pm	6/20/24	New York	W, 93-80	Overall	33-32	Lost 1	8/15/24	8/28/24
7/26/25	New York	7:00 pm	6/22/24	New York	W, 98-88	Home	19-13	Won 5	6/22/24	8/22/21
8/12/25	Los Angeles	10:00 pm	8/15/24	Los Angeles	W, 103-68	Road	14-17	Lost 1	8/15/24	8/28/24
			8/28/24	Los Angeles	L, 88-94					

CONNECTIONS

Sandy Brondello coached Los Angeles forward Emma Cannon in 2017 as the head coach of the Phoenix Mercury. Cannon played with Jonquel Jones for the Connecticut Sun in 2021. Los Angeles forward Dearica Hamby, guard Kelsey Plum, and Isabelle Harrison all appeared for the then-San Antonio Stars in 2017. Sparks forward/center Azura Stevens also shared a locker room with Harrison for the 2019 Dallas Wings. Harrison's college career saw her team up with Los Angeles center Mercedes Russell for the Tennessee Lady Volunteers for the 2013-14 season. The two share an alma mater with Sparks forward Rickea Jackson and guard/forward Rae Burrell. The New York Liberty drafted Russell with the 22nd pick of the 2018 WNBA Draft. She teamed up with Kennedy Burke and Breanna Stewart for the Seattle Storm's 2021 campaign. Los Angeles guard Julie Allemand and Burke both played for the Indiana Fever in the 2020 season. Jackson and Stewart played in Unrivaled's inaugural season for the Mist Basketball Club. LA's Burrell and Stevens participated in Team USA's 3X3 Development Camp with Jaylyn Sherrod in 2024.

MOST RECENT MATCH-UP																			
SPARKS 94, LIBERTY 88 – AUGUST 28, 2024 – CRYPTO.COM ARENA – LOS ANGELES, CA – GAME #32 (26-6, 12-4 AWAY)																			
TEAM	1	2	3	4	OT	FINAL	FG	FGA	FG%	3FG%	FT%	OR	DR	TR	A	PF	ST	TO	BS
NYL	14	25	24	25	-	88	32	63	.508	.357	.737	7	25	32	25	22	4	20	5
LAS	26	20	21	27	-	94	35	68	.515	.381	.727	5	23	28	24	16	12	12	4
TEAM	HIGH PTS		HIGH REB		HIGH AST		TEAM		HIGH PTS		HIGH REB		HIGH AST						
NYL	B. Stewart: 32		N. Sabally: 10		C. Vandersloot: 13		LAS		D. Hamby: 21		D. Hamby: 7		O. Sims: 7						




DREAM 90, LIBERTY 81 – JUNE 29, 2025 – GATEWAY CENTER ARENA @ COLLEGE PARK – ATLANTA, GA – GAME #16 (11-5, 5-4 AWAY)

TEAM	1	2	3	4	OT	FINAL	FG	FGA	FG%	3FG%	FT%	OR	DR	TR	A	PF	ST	TO	BS
NYL	19	15	19	28	-	81	30	68	.441	.346	.800	5	25	30	18	17	7	13	3
ATL	29	18	16	27	-	90	37	70	.529	.211	.545	6	32	38	27	16	7	16	2
TEAM	HIGH PTS			HIGH REB			HIGH AST			TEAM	HIGH PTS			HIGH REB			HIGH AST		
NYL	B. Stewart: 21			B. Stewart: 9			N. Cloud: 6			ATL	B. Jones: 21			A. Grav: 9			J. Canada: 8		

1Q: The first quarter featured New York's only leads of the game, gaining a one-point advantage three times. The Liberty's 95.0 offensive rating was their best quarterly performance of the game. Despite two blocks and six defensive rebounds from New York, Atlanta shot 13-22 from the floor for a 10-point lead to close the quarter...NYL: 40% FG% (6-15); ATL: 59.1% FG%.

2Q: While neither team surpassed 20 points this period, Atlanta continued to build their lead, up by as many as 20 points. New York entered the second half with a 13-point deficit...NYL: one steal, five turnovers; ATL: four steals, two turnovers.

3Q: New York held Atlanta to their lowest scoring output of the night, allowing only 16 points (6-14 FG, 1-4 3FG, 3-5 FT) to New York's 19 points (7-16 FG, 1-6 3FG, 4-6 FT). The Dream continued to hold their advantage...**Breanna Stewart & Natasha Cloud:** 3-for-6 FG.

4Q: The Liberty tied their fourth-quarter high for made threes this season, shooting 5-11 from beyond the arc. New York cut the lead to nine to close the game with a 90-81 loss...**Sabrina Ionescu & Marine Johannes:** 4-for-5 3FG; ATL: 3-for-5 3FG.

Game: **Breanna Stewart** became NYL's sixth all-time leading rebounder. **Isabelle Harrison** notched her 1,000th career rebound. **Kennedy Burke** matched her season-high of three steals.

MERCURY 106, LIBERTY 91 – JUNE 27, 2025 – PHX ARENA – PHOENIX, AZ – GAME #15 (11-4, 5-3 AWAY)

TEAM	1	2	3	4	OT	FINAL	FG	FGA	FG%	3FG%	FT%	OR	DR	TR	A	PF	ST	TO	BS
NYL	19	24	27	21	-	91	33	65	.508	.333	.760	6	24	30	21	10	9	12	0
PHO	28	33	27	18	-	106	41	78	.526	.462	.857	10	26	36	30	17	7	13	1
TEAM	HIGH PTS			HIGH REB			HIGH AST			TEAM	HIGH PTS			HIGH REB			HIGH AST		
NYL	B. Stewart: 17			N. Sabally: 6			N. Cloud/S. Ionescu: 7			PHO	S. Sabally: 25			A. Thomas: 9			A. Thomas: 15		

1Q: Through the first 1:53 of the first quarter, New York held a two-point lead. From that point, Phoenix shot 11-for-17 from the floor to lead by as many as 10 points. **Kennedy Burke** set a season-high for quarter scoring, contributing 10 points. Phoenix closed 1Q with a nine-point lead...NYL: six rebounds; PHX: 15 rebounds.

2Q: New York shot an efficient 8-12 from the field, but Phoenix went on a 13-3 run to close the quarter with a 19-point lead...NYL: 4-7 3FGM; PHX: 7-13 3FGM.

3Q: The Liberty matched their second-best FG% of the season as they shot 73.3% (11-15) and matched the Mercury's scoring performance with 27 points apiece. New York shrank the lead to as little as nine points with 4:34 remaining, but Phoenix shot 7-11 from the field to end 3Q with an 18-point edge...NYL: 0-3 3FGM; PHX: 5-10 3FGM.

4Q: x New York started the final quarter with an 11-7 run, but Phoenix continued to lead by at least 10 points through the final buzzer...NYL: 6-17 FGM; PHX: 8-19 FGM.

Game: **Nyara Sabally** set a new career scoring high with 16 points, shooting 85.7% (6-7). **Kennedy Burke** matched her season high for points in a half with 10 in the first, going 4-for-5 from the field and 2-for-3 from three. The Liberty had five scorers finish in double figures for the second consecutive game, for just the seventh such streak in New York history.

LIBERTY 81, VALKYRIES 78 – JUNE 25, 2025 – CHASE CENTER – SAN FRANCISCO, CA – GAME #14 (11-3, 5-2 AWAY)

TEAM	1	2	3	4	OT	FINAL	FG	FGA	FG%	3FG%	FT%	OR	DR	TR	A	PF	ST	TO	BS
NYL	29	17	18	17	-	81	26	72	.361	.333	.895	13	24	37	18	16	5	9	5
GSV	32	11	18	17	-	78	28	72	.389	.343	.833	10	28	38	20	14	5	12	3
TEAM	HIGH PTS			HIGH REB			HIGH AST			TEAM	HIGH PTS			HIGH REB			HIGH AST		
NYL	B. Stewart: 23			B. Stewart: 10			N. Cloud: 7			GSV	K. Martin: 21			M. Billinas/K. Thornton: 7			V. Burton: 10		

1Q: A fast-paced opening quarter featured seven lead changes. With 6:15 remaining, New York trailed by six—their largest deficit of the period—before going on a 16-9 run to take the lead. In the final 2:22, Golden State responded by shooting 3-for-3 from the field and 2-for-2 from the free-throw line to reclaim a three-point advantage heading into the second quarter...NYL 4-for-12 3FG; GSV 6-for-10 3FG.

2Q: The Liberty took care of the ball throughout the first half, not committing a turnover until the final 1:10 of the half. New York grabbed the lead with 7:30 remaining and extended it to as many as six points. Despite a late 5-2 run by Golden State, the Liberty held a three-point edge at halftime...NYL: six offensive rebounds, four assists; GSV: four offensive rebounds, zero assists.

3Q: Both teams scored 18 points in the third quarter. The Liberty closed the period on a 14-6 run over the final 3:59 to fend off a Valkyries comeback attempt and maintain their three-point lead...**Marine Johannes:** 3-for-3 3FG; GSV: 1-for-8 3FG.

4Q: New York held the lead until the 1:59 mark, when Golden State went on a 9-2 run to take a one-point advantage. **Sabrina Ionescu** sealed the win by going 7-for-7 from the free throw line down the stretch...NYL: three steals; GSV: zero steals.

Game: **Breanna Stewart** matched her season high for field goals made in a half (eight). **Kennedy Burke** tied her Liberty career high with six field goals. **Stewart** recorded her 92nd career double-double. **Marine Johannes** scored nine points in the third quarter, hitting all three of her 3-point attempts. For the first time in 2025, three Liberty players shot 100% on at least three free-throw attempts in the same game: **Stewart** (3-for-3), **Ionescu** (8-for-8), and **Burke** (4-for-4).

STORM 89, LIBERTY 79 – JUNE 22, 2025 – CLIMATE PLEDGE ARENA – SEATTLE, WA – GAME #13 (10-3, 4-2 AWAY)

TEAM	1	2	3	4	OT	FINAL	FG	FGA	FG%	3FG%	FT%	OR	DR	TR	A	PF	ST	TO	BS
NYL	22	20	19	18	-	79	28	63	.444	.333	.938	7	32	39	21	14	7	21	7
SEA	22	21	25	21	-	89	35	82	.427	.308	.733	9	23	32	24	14	13	10	6
TEAM	HIGH PTS			HIGH REB			HIGH AST			TEAM	HIGH PTS			HIGH REB			HIGH AST		
NYL	B. Stewart: 18			N. Sabally/B. Stewart: 9			N. Cloud: 8			SEA	N. Ooowumike: 26			E. Magbegor: 8			G. Williams: 10		

1Q: New York held Seattle scoreless for the first two minutes of the quarter. Neither team led by more than five points throughout. With 4:54 remaining, both teams exchanged a flurry of baskets, culminating in a Liberty 11-12 run that ended the period tied at 22-22...NYL: 8-20 FG (40.0%); SEA: 8-22 FG (36.4%).

2Q: The tightly contested game continued into the second quarter. New York took the lead at the 8:09 mark and maintained it until 2:51 remained in the half. From there, both teams scored 10 points apiece—NYL went 4-4 from the field, while SEA shot 3-5 FG and 2-2 FT—closing the half with Seattle ahead by one...NYL: eight defensive rebounds, one steal; SEA: five defensive rebounds, four steals.

3Q: Seattle held the lead throughout the third quarter, extending it to as many as nine points. The Liberty responded by shooting 7-for-13 from the field and cutting the deficit to just one point twice during the period...Leading Scorers: **Kennedy Burke:** 3-3 FG, 1-1 3PT (7 points) & **Skyler Diggins:** 4-6 FG, 2-2 3PT, 2-3 FT (12 points).

4Q: The Storm pushed their lead to 10 points with 8:12 remaining. New York answered with a 15-8 run, narrowing the gap to three points with under two minutes left. However, Seattle closed strong—adding two field goals and two free throws—while holding the Liberty scoreless to secure the win...NYL: 5-14 FG, four turnovers; SEA: 9-22 FG, one turnover.

Game: **Nyara Sabally** tied her season high with nine rebounds. **Jaylyn Sherrod** matched her career high with eight points (2-4 FG, 1-3 3PT, 3-3 FT). **Breanna Stewart** moved into 8th place on the Liberty's all-time rebounds list. **Rebekah Gardner** scored a season-high 12 points (5-8 FG, 2-3 3PT) in her first start for New York.



LIBERTY PLAYER TOTALS, SINGLE-GAME HIGHS



PLAYER	GP-GS	MIN	MPG	FG-ATT	FG%	3FG-ATT	3FG%	FT-FTA	FT%	OFF	DEF	TOT/AVG	AST	APG	PF-D	STL	SPG	TO	BLK	BPG	PTS	AVG
Stewart, B.	16-16	509	31.8	111-218	.509	11-51	.216	99-121	.818	11	85	96/6.0	59	3.7	33-97	21	1.31	38	19	1.19	332	20.8
Ionescu, S.	15-15	463	30.9	87-217	.401	38-116	.328	67-72	.931	7	53	60/4.0	76	5.1	16-57	23	1.53	35	6	0.40	279	18.6
Burke, K.	16-3	354	22.2	51-101	.505	29-59	.492	19-25	.760	13	32	45/2.8	19	1.2	24-21	16	1.00	18	9	0.56	150	9.4
Cloud, N.	16-16	459	28.7	52-130	.400	17-60	.283	25-27	.926	7	53	60/3.8	104	6.5	49-24	24	1.50	33	6	0.38	146	9.1
Johannès, M.	16-1	301	18.8	42-95	.442	27-76	.355	1-2	.500	7	31	38/2.4	21	1.3	21-3	13	0.81	23	4	0.25	112	7.0
Jones, J.	9-9	206	22.9	38-80	.475	14-32	.438	19-29	.655	17	69	86/9.6	21	2.3	19-31	5	0.56	15	10	1.11	109	12.1
Gardner, R.	16-4	235	14.7	27-54	.500	9-20	.450	10-12	.833	10	21	31/1.9	10	0.6	32-11	7	0.44	7	5	0.31	73	4.6
Sabally, N.	10-7	204	20.4	27-52	.519	0-4	.000	15-21	.714	20	33	53/5.3	7	0.7	23-18	9	0.90	9	8	0.80	69	6.9
Fiebich, L.	9-9	217	24.1	21-39	.538	12-25	.480	6-8	.750	7	27	34/3.8	5	0.6	21-8	8	0.89	11	4	0.44	60	6.7
Harrison, I.	15-0	135	9.0	21-44	.477	1-5	.200	4-6	.667	10	31	41/2.7	10	0.7	18-5	6	0.40	9	0	0.00	47	3.1
Sherrod, J.	13-0	89	6.9	5-19	.263	2-10	.200	7-9	.778	2	9	11/0.8	8	0.6	15-11	9	0.69	9	0	0.00	19	1.5
Davis, M.	8-0	28	3.5	0-3	.000	0-3	.000	5-6	.833	1	4	5/0.6	1	0.1	2-3	0	0.00	3	1	0.13	5	0.6
LIBERTY	16	3,194	199.6	482-1,052	.458	160-461	.347	277-338	.820	112	448	560/35.0	341	21.3	273-289	141	8.81	210	72	4.50	1,401	87.6
OPPONENTS	16	3,194	199.6	472-1,149	.411	149-446	.334	185-254	.728	168	416	584/36.5	328	20.5	289-273	112	7.00	229	43	2.69	1,278	79.9
PLAYER		MIN	FG	ATT	FG%	3FG	ATT	3FG%	FT	FTA	FT%	OFF	DEF	TOT	AST	PF	FD	STL	TO	BLK	PTS	
Davis, M.		8 (2)	--	1 (3)	--	--	1 (3)	--	2 (2)	2 (3)	1.000 (2)	1	2	2 (2)	1	1 (2)	1 (3)	--	2	1	2 (2)	
Sherrod, J.		18	2 (2)	5	.500	1 (2)	3 (2)	.333 (2)	3	3 (2)	1.000 (3)	1 (2)	3	3	3	3 (2)	4	3	2 (3)	--	8	
Gardner, R.		34	5	10	1.000 (2)	2 (2)	5	1.000 (3)	4	4	1.000 (3)	3	4	5	4	5	2 (4)	2	1 (7)	1 (5)	12	
Sabally, N.		31	6	12	1.000	--	3	--	4	7	1.000 (5)	4 (2)	7	9 (2)	1 (7)	4 (2)	5	4	3 (2)	2 (3)	16	
Cloud, N.		35	8 (2)	17	1.000	4	7	1.000	5	6	1.000 (7)	2	6 (2)	7	10 (2)	5 (2)	4	5	6	2 (2)	22	
Fiebich, L.		32	4 (2)	6	.800 (2)	3	4 (3)	.750	2 (2)	2 (4)	1.000 (2)	3	8	9	1 (5)	4	2 (2)	3	3 (2)	3	13	
Ionescu, S.		38	12	21	.667	6	15	.667	9	9 (2)	1.000 (11)	2	7	7 (3)	7 (3)	3 (2)	7	4	5 (2)	2 (2)	34 (2)	
Harrison, I.		21	5	8	.667 (4)	1	1 (5)	1.000	2	2 (3)	1.000	3	5 (2)	6 (2)	2 (2)	5	2	3	2 (4)	--	10	
Burke, K.		30	6 (2)	14	.833	4 (3)	9	1.000 (4)	4	4 (3)	1.000 (5)	4	6	7	3	5	3 (3)	3 (2)	4	2 (2)	20	
Johannès, M.		36	7	13	.750	6	11	.667 (2)	1	2	.500	2 (2)	5	6	6	3	1 (3)	4	4 (2)	1 (4)	18	
Stewart, B.		38	11	19	.800	3	6	.750	15	19	1.000 (5)	2 (3)	10	11	7 (2)	4 (2)	16	3 (4)	6	3	35	
Jones, J.		36	9	15	1.000	3 (2)	6	.750 (2)	6	7	1.000	4 (3)	15	18	6	4 (2)	6	2	3 (3)	4	26	
LIBERTY	200 (16)	37	74	.623	19 (2)	38	.594	25	32	.941	13	37 (2)	50	30	23	25	14	20	9	100		
OPPONENTS	200 (16)	41	82 (2)	.529	18	39	.486	22	27	1.000	15 (3)	32	51	30	25	23	13	23	7	106		



QUARTER & HALF SCORING BREAKDOWN



				NYL			OPP			POINT DIFF.			NYL			OPP			POINT DIFF.			NYL			OPP			POINT DIFF.		
DATE	OPPONENT	OVERALL REC	W/L	1ST	1ST	POINT DIFF.	2ND	2ND	POINT DIFF.	3RD	3RD	POINT DIFF.	4TH	4TH	POINT DIFF.	5TH	5TH	POINT DIFF.	6TH	6TH	POINT DIFF.	7TH	7TH	POINT DIFF.	8TH	8TH	POINT DIFF.	9TH	9TH	POINT DIFF.
5/17	Las Vegas	1-0	W	19	20	-1	28	13	15	16	25	-9	29	20	9															
5/22	at Chicago	2-0	W	28	23	5	25	9	16	22	22	0	24	20	4															
5/24	at Indiana	3-0	W	30	29	1	25	17	8	13	30	-17	22	12	10															
5/27	Golden State	4-0	W	27	10	17	21	19	2	19	22	-3	28	16	12															
5/29	Golden State	5-0	W	20	18	2	17	19	-2	20	19	1	25	21	4															
5/30	at Washington	6-0	W	27	17	10	17	15	2	22	16	6	19	15	4															
6/1	Connecticut	7-0	W	31	13	18	29	15	14	30	8	22	10	16	-6															
6/5	at Washington	8-0	W	17	22	-5	32	12	20	24	23	1	13	21	-8															
6/10	Chicago	9-0	W	26	15	11	26	17	9	18	10	8	15	24	-9															
6/14	at Indiana	9-1	L	26	24	2	24	29	-5	21	27	-6	17	22	-5															
6/17	Atlanta	10-1	W	24	20	4	16	23	-7	20	25	-5	26	13	13															
6/19	Phoenix	10-2	L	17	15	2	21	26	-5	27	23	4	16	25	-9															
6/22	at Seattle	10-3	L	22	22	0	20	21	-1	19	25	-6	18	21	-3															
6/25	at Golden State	11-3	W	29	32	-3	17	11	6	18	18	0	17	17	0															
6/27	at Phoenix	11-4	L	19	28	-9	24	33	-9	27	27	0	21	18	3															
6/29	at Atlanta	11-5	L	19	29	-10	15	18	-3	19	16	3	28	27	1															
7/3	Los Angeles	--	--	--	--	--	--	--	--	--	--	--	--	--	--															
7/6	Seattle	--	--	--	--	--	--	--	--	--	--	--	--	--	--															
7/8	Las Vegas	--	--	--	--	--	--	--	--	--	--	--	--	--	--															
7/13	Atlanta	--	--	--	--	--	--	--	--	--	--	--	--	--	--															
7/16	Indiana	--	--	--	--	--	--	--	--	--	--	--	--	--	--															
7/22	Indiana	--	--	--	--	--	--	--	--	--	--	--	--	--	--															
7/25	Phoenix	--	--	--	--	--	--	--	--	--	--	--	--	--	--															
7/26	Los Angeles	--	--	--	--	--	--	--	--	--	--	--	--	--	--															
7/28	at Dallas	--	--	--	--	--	--	--	--	--	--	--	--	--	--															
7/30	at Minnesota	--	--	--	--	--	--	--	--	--	--	--	--	--	--															
8/1	at Connecticut	--	--	--	--	--	--	--	--	--	--	--	--	--	--															
8/3	at Connecticut	--	--	--	--	--	--	--	--	--	--	--	--	--	--															
8/5	Dallas	--	--	--	--	--	--	--	--	--	--	--	--	--	--															
8/8	at Dallas	--	--	--	--	--	--	--	--	--	--	--	--	--	--															
8/10	Minnesota	--	--	--	--	--	--	--	--	--	--	--	--	--	--															
8/12	at Los Angeles	--	--	--	--	--	--	--	--	--	--	--	--	--	--															
8/13	at Las Vegas	--	--	--	--	--	--	--	--	--	--	--	--	--	--															
8/16	at Minnesota	--	--	--	--	--	--	--	--	--	--	--	--	--	--															
8/19	Minnesota	--	--	--	--	--	--	--	--	--	--	--	--	--	--															
8/21	Chicago	--	--	--	--	--	--	--	--	--	--	--	--	--	--															
8/23	at Atlanta	--	--	--	--	--	--	--	--	--	--	--	--	--	--															
8/25	Connecticut	--	--	--	--	--	--	--	--	--	--	--	--	--	--															
8/28	Washington	--	--	--	--	--	--	--	--	--	--	--	--	--	--															
8/30	at Phoenix	--	--	--	--	--	--	--	--	--	--	--	--	--	--															
9/2	at Golden State	--	--	--	--	--	--	--	--	--	--	--	--	--	--															
9/5	at Seattle	--	--	--	--	--	--	--	--	--	--	--	--	--	--															
9/9	Washington	--	--	--	--	--	--	--	--	--	--	--	--	--	--															
9/11	at Chicago	--	--	--	--	--	--	--	--	--	--	--	--	--	--															
2025-26 TOTALS		11-5	--	381	337	44	357	297	60	335	336	-1	328	308	20															
AVG/GAME		--	--	23.8	21.1	2.8	22.3	18.6	3.8	20.9	21.0	-0.1	20.5	19.3	1.3															

NYL	OPP		NYL	OPP		NYL	OPP	NYL	OPP					
DATE	OPPONENT	OVERALL REC	W/L	1ST HALF	1ST HALF	POINT DIFF.	2ND HALF	2ND HALF	POINT DIFF.		BIGGEST LEAD	BIGGEST LEAD	TOTAL	TOTAL
5/17	Las Vegas	1-0	W	47	33	14	45	45	0		17	2	92	78
5/22	at Chicago	2-0	W	53	32	21	46	42	4		31	3	99	74
5/24	at Indiana	3-0	W	55	46	9	35	42	-7		15	12	90	88
5/27	Golden State	4-0	W	48	29	19	47	38	9		33	0	95	67
5/29	Golden State	5-0	W	37	37	0	45	40	5		6	4	82	77
5/30	at Washington	6-0	W	44	32	12	41	31	10		22	2	85	63
6/1	Connecticut	7-0	W	60	28	32	40	24	16		57	0	100	52
6/5	at Washington	8-0	W	49	34	15	37	44	-7		16	6	86	78
6/10	Chicago	9-0	W	52	32	20	33	34	-1		34	0	85	66
6/14	at Indiana	9-1	L	50	53	-3	38	49	-11		11	16	88	102
6/17	Atlanta	10-1	W	40	43	-3	46	38	8		5	17	86	81
6/19	Phoenix	10-2	L	38	41	-3	43	48	-5		6	10	81	89
6/22	at Seattle	10-3	L	42	43	-1	37	46	-9		5	10	79	89
6/25	at Golden State	11-3	W	46	43	3	35	35	0		6	6	81	78
6/27	at Phoenix	11-4	L	43	61	-18	48	45	3		2	19	91	106
6/29	at Atlanta	11-5	L	34	47	-13	47	43	4		1	20	81	90
7/3	Los Angeles	--	--	--	--	--	--	--	--		--	--	--	--
7/6	Seattle	--	--	--	--	--	--	--	--		--	--	--	--
7/8	Las Vegas	--	--	--	--	--	--	--	--		--	--	--	--
7/13	Atlanta	--	--	--	--	--	--	--	--		--	--	--	--
7/16	Indiana	--	--	--	--	--	--	--	--		--	--	--	--
7/22	Indiana	--	--	--	--	--	--	--	--		--	--	--	--
7/25	Phoenix	--	--	--	--	--	--	--	--		--	--	--	--
7/26	Los Angeles	--	--	--	--	--	--	--	--		--	--	--	--
7/28	at Dallas	--	--	--	--	--	--	--	--		--	--	--	--
7/30	at Minnesota	--	--	--	--	--	--	--	--		--	--	--	--
8/1	at Connecticut	--	--	--	--	--	--	--	--		--	--	--	--
8/3	at Connecticut	--	--	--	--	--	--	--	--		--	--	--	--
8/5	Dallas	--	--	--	--	--	--	--	--		--	--	--	--
8/8	at Dallas	--	--	--	--	--	--	--	--		--	--	--	--
8/10	Minnesota	--	--	--	--	--	--	--	--		--	--	--	--
8/12	at Los Angeles	--	--	--	--	--	--	--	--		--	--	--	--
8/13	at Las Vegas	--	--	--	--	--	--	--	--		--	--	--	--
8/16	at Minnesota	--	--	--	--	--	--	--	--		--	--	--	--
8/19	Minnesota	--	--	--	--	--	--	--	--		--	--	--	--
8/21	Chicago	--	--	--	--	--	--	--	--		--	--	--	--
8/23	at Atlanta	--	--	--	--	--	--	--	--		--	--	--	--
8/25	Connecticut	--	--	--	--	--	--	--	--		--	--	--	--
8/28	Washington	--	--	--	--	--	--	--	--		--	--	--	--
8/30	at Phoenix	--	--	--	--	--	--	--	--		--	--	--	--
9/2	at Golden State	--	--	--	--	--	--	--	--		--	--	--	--
9/5	at Seattle	--	--	--	--	--	--	--	--		--	--	--	--
9/9	Washington	--	--	--	--	--	--	--	--		--	--	--	--
9/11	at Chicago	--	--	--	--	--	--	--	--		--	--	--	--
2025-26 TOTALS		11-5	--	738	634	104	663	644	19		267	127	1,401	1,278
AVG/GAME		--	--	46.1	39.6	6.5	41.4	40.3	1.2		16.7	7.9	87.6	79.9

STARTING LINEUPS AND RECORDS



LIBERTY RECORD WHEN...	OVERALL	HOME	ROAD
Outrebounding opponent	5-0	4-0	1-0
Outrebounded by opponent	6-5	2-1	4-4
Tied in Rebounding	0-0	0-0	0-0
Shooting better than opponent	8-2	5-1	3-1
Shooting worse than opponent	3-3	1-0	2-3
Shooting same than opponent	0-0	0-0	0-0
More FTM than opponent	9-3	5-0	4-3
Less FTM than opponent	1-1	1-1	0-0
Same FTM than opponent	1-1	0-0	1-1
More 3FGM than opponent	7-2	4-1	3-1
Less 3FGM than opponent	2-2	2-0	0-2
Same 3FGM than opponent	2-1	0-0	2-1
More assists than opponent	6-0	4-0	2-0
Less assists than opponent	5-5	2-1	3-4
Same assists than opponent	0-0	0-0	0-0
More turnovers than opponent	1-2	0-1	1-1
Less turnovers than opponent	7-1	3-0	4-1
Same turnovers than opponent	3-2	3-0	0-2
Bench outscores opponent bench	6-2	3-0	3-2
Opponent bench outscores NYL	4-3	3-1	1-2
Bench scoring equal	1-0	0-0	1-0
Scoring less than 80 points	0-1	0-0	0-1
Scoring between 80-89 points	6-3	3-1	3-2
Scoring between 90-99 points	4-1	2-0	2-1
Scoring between 100-109	1-0	1-0	0-0
Scoring 110 or more points	0-0	0-0	0-0
Opponent scores less than 80	9-0	5-0	4-0
Opponent scores between 80-89	2-2	1-1	1-1
Opponent scores between 90-99	0-1	0-0	0-1
Opponent scores between 100-109	0-2	0-0	0-2
Opponent scores 110 or more	0-0	0-0	0-0

NUMBER OF TIMES RECORDING	POINTS			REB	AST	BLK	STL	DD	TD
	10+	20+	30+						
Kennedy Burke	8	1	--	--	--	--	2	--	--
Natasha Cloud	5	2	--	--	2	--	3	--	--
Marquesha Davis	--	--	--	--	--	--	--	--	--
Leonie Fiebich	2	--	--	--	--	1	1	--	--
Rebekah Gardner	3	--	--	--	--	--	--	--	--
Isabelle Harrison	1	--	--	--	--	--	1	--	--
Sabrina Ionescu	12	6	2	--	--	--	3	--	--
Marine Johannès	5	--	--	--	--	--	2	--	--
Jonquel Jones	7	1	--	6	--	1	--	6	--
Nyara Sabally	2	--	--	--	--	--	1	--	--
Jaylyn Sherrod	--	--	--	--	--	--	1	--	--
Breanna Stewart	16	9	1	2	--	1	4	2	--

NUMBER OF TIMES LEADING TEAM IN... (INCLUDES TIES)	PTS	REB	AST	BLK	STL	MIN
Kennedy Burke	--	--	--	2	4	--
Natasha Cloud	1	--	13	3	6	2
Marquesha Davis	--	--	--	1	--	--
Leonie Fiebich	--	1	--	1	2	--
Rebekah Gardner	--	--	--	3	--	--
Isabelle Harrison	--	--	--	1	1	--
Sabrina Ionescu	5	--	4	4	5	6
Marine Johannès	--	--	--	3	3	--
Jonquel Jones	1	7	--	4	1	1
Nyara Sabally	--	4	--	4	1	--
Jaylyn Sherrod	--	--	--	1	2	--
Breanna Stewart	9	5	1	7	4	7

STARTING LINEUPS

LAST USED	GAME	FORWARD	FORWARD	CENTER	GUARD	GUARD	RECORD
5/29/25	vs. Valkyries	Fiebich, L.	Burke, K.	Stewart, B.	Ionescu, S.	Cloud, N.	1-0
6/5/25	at Mystics	Fiebich, L.	Stewart, B.	Jones, J.	Ionescu, S.	Cloud, N.	7-0
6/10/25	vs. Sky	Fiebich, L.	Stewart, B.	Sabally, N.	Ionescu, S.	Cloud, N.	1-0
6/14/25	at Fever	Burke, K.	Stewart, B.	Sabally, N.	Ionescu, S.	Cloud, N.	0-1
6/17/25	vs. Dream	Stewart, B.	Sabally, N.	Jones, J.	Ionescu, S.	Cloud, N.	1-0
6/19/25	vs. Mercury	Burke, K.	Stewart, B.	Jones, J.	Ionescu, S.	Cloud, N.	0-1
6/22/25	at Storm	Gardner, R.	Stewart, B.	Sabally, N.	Johannès, M.	Cloud, N.	0-1
6/29/25	at Dream	Gardner, R.	Stewart, B.	Sabally, N.	Ionescu, S.	Cloud, N.	1-2





TEAM RECORD

	RECORD	HOME	ROAD	OT
OVERALL	11-5	6-1	5-4	--
EASTERN	7-2	3-0	4-2	--
WESTERN	4-3	3-1	1-2	--

TEAM RECORD - BY TEAM

	RECORD	HOME	ROAD	OT
OVERALL	11-5	6-1	5-4	--
ATLANTA	1-1	1-0	0-1	--
CHICAGO	2-0	1-0	1-0	--
CONNECTICUT	1-0	1-0	--	--
GOLDEN STATE	3-0	2-0	1-0	--
INDIANA	1-1	--	1-1	--
LAS VEGAS	1-0	1-0	--	--
PHOENIX	0-2	0-1	0-1	--
SEATTLE	0-1	--	0-1	--
WASHINGTON	2-0	--	2-0	--

HEAD COACH: SANDY BRONDELLO

	TENURE	WON	LOSS	PCT.
OVERALL:		164	98	.626
W/ CLUB:		91	41	.689

AFTER 16 GAMES: W11, L5

MARGIN	1	2	3	4	5	6	7	8	9	10	11	12	13	14	15	16	17	18	19	20	21	22	23	24	25
Won By:		1	1		2			1						1					1			1			1
Lost By:								1	1	1				1	1										

MARGIN	26	27	28	29	30	31	32	33	34	35	36	37	38	39	40	41	42	43	44	45	46	47	48	49	50+
Won By:			1																					1	
Lost By:																									

AT START OF:	OVERALL	HOME	ROAD	FG%:	OVERALL	HOME	ROAD
2nd-Ahead:	8-2	5-1	3-1	-44%	5-2	2-1	3-1
-Behind:	3-2	1-0	2-2	45-49%	3-2	2-0	1-2
-Tied:	0-1	0-0	0-1	50-54%	1-1	1-0	0-1
3rd-Ahead:	9-0	4-0	5-0	55-59%	1-0	0-0	1-0
-Behind:	1-5	1-1	0-4	+60%	1-0	1-0	0-0
-Tied:	1-0	1-0	0-0				
4th-Ahead:	9-1	5-1	4-0				
-Behind:	2-4	1-0	1-4				
-Tied:	0-0	0-0	0-0				



PLAYER AND TEAM SUPERLATIVES



	NEW YORK LIBERTY		OPPONENTS	
Points	35	Breanna Stewart vs. PHO 06/19/2025	32	Caitlin Clark at IND 06/14/2025
Points in a Quarter	18	Breanna Stewart (3rd) vs. PHO 06/19/2025	14	Kate Martin (4th) at GSV 06/25/2025
Points in a Half	21	Breanna Stewart (2nd) vs. PHO 06/19/2025	14	Caitlin Clark (1st) at IND 06/14/2025
Field Goals	12	Sabrina Ionescu vs. ATL 06/17/2025	25	Caitlin Clark (1st) at IND 06/14/2025
Field Goal Attempts	21	Sabrina Ionescu vs. GSV 05/29/2025	12	Nneka Ogumike at SEA 06/22/2025
Field Goal Percentage	1.000	Nyara Sabally (4-4) vs. CHI 06/10/2025	12	Aliyah Boston at IND 05/24/2025
3-PT Field Goal	6	Sabrina Ionescu vs. GSV 05/29/2025	22	A'ja Wilson vs. LVA 05/17/2025
3-PT FG Attempts	6	Marine Johannès vs. GSV 05/27/2025	1.000	Temi Fagbénlé (5-5) vs. GSV 05/27/2025
3-PT FG Percentage	1.000	Sabrina Ionescu vs. GSV 05/29/2025	7	Satou Sabally at PHO 06/27/2025
	1.000	Kennedy Burke (4-4) at WAS 06/05/2025	7	Caitlin Clark at IND 06/14/2025
	1.000	Kennedy Burke (4-4) at CHI 05/22/2025	14	Caitlin Clark at IND 06/14/2025
Free Throws	15	Breanna Stewart vs. GSV 05/29/2025	1.000	Michaela Onyenwere (2-2) vs. CHI 06/10/2025
Free Throw Attempts	19	Breanna Stewart vs. GSV 05/29/2025	1.000	Lexie Hull (2-2) at IND 05/24/2025
Free Throw Percentage	1.000	Sabrina Ionescu (9-9) vs. PHO 06/19/2025	1.000	Dana Evans (2-2) vs. LVA 05/17/2025
Offensive Rebounds	4	Kennedy Burke at GSV 06/25/2025	9	Brittney Sykes at WAS 05/30/2025
	4	Jonquel Jones vs. ATL 06/17/2025	10	Brittney Sykes at WAS 05/30/2025
	4	Nyara Sabally at IND 06/14/2025	1.000	A'ja Wilson (8-8) vs. LVA 05/17/2025
	4	Jonquel Jones vs. GSV 05/27/2025	8	Angel Reese at CHI 05/22/2025
	4	Jonquel Jones at IND 05/24/2025		
	4	Nyara Sabally vs. LVA 05/17/2025		
Defensive Rebounds	15	Jonquel Jones at WAS 05/30/2025	14	A'ja Wilson vs. LVA 05/17/2025
Total Rebounds	18	Jonquel Jones at WAS 05/30/2025	16	A'ja Wilson vs. LVA 05/17/2025
Assists	10	Natasha Cloud vs. PHO 06/19/2025	15	Alyssa Thomas at PHO 06/27/2025
	10	Natasha Cloud vs. GSV 05/27/2025		
Steals	5	Natasha Cloud at IND 05/24/2025	4	Gabby Williams at SEA 06/22/2025
Blocks	4	Jonquel Jones at CHI 05/22/2025	4	Kayla Thornton vs. GSV 05/27/2025
Minutes	38:16	Sabrina Ionescu vs. ATL 06/17/2025	3	Natasha Mack vs. PHO 06/19/2025
Points in Paint	18	Breanna Stewart vs. LVA 05/17/2025	3	Rhyne Howard vs. ATL 06/17/2025
Second Chance Points	7	Breanna Stewart vs. ATL 06/17/2025	39:12	Rhyne Howard vs. ATL 06/17/2025
	7	Breanna Stewart at IND 06/14/2025	22	Aliyah Boston at IND 05/24/2025
	7	Breanna Stewart vs. GSV 05/27/2025	8	Sami Whitcomb vs. PHO 06/19/2025
Fast Break Points	14	Sabrina Ionescu at IND 06/14/2025		

LIBERTY HIGHS	LIBERTY LOWS	CATEGORY	OPPONENTS HIGHS	OPPONENTS LOWS
100 vs. CON 06/01/2025	79 at SEA 06/22/2025	Points	106 at PHO 06/27/2025	52 vs. CON 06/01/2025
31 vs. CON 06/01/2025	17 (2) vs. PHO 06/19/2025	Points/1st Qtr.	32 at GSV 06/25/2025	10 vs. GSV 05/27/2025
32 at WAS 06/05/2025	15 at ATL 06/29/2025	Points/2nd Qtr.	33 at PHO 06/27/2025	9 at CHI 05/22/2025
60 vs. CON 06/01/2025	34 at ATL 06/29/2025	Points/1st Half	61 at PHO 06/27/2025	28 vs. CON 06/01/2025
30 vs. CON 06/01/2025	13 at IND 05/24/2025	Points/3rd Qtr.	30 at IND 05/24/2025	8 vs. CON 06/01/2025
29 vs. LVA 05/17/2025	10 vs. CON 06/01/2025	Points/4th Qtr.	27 at ATL 06/29/2025	12 at IND 05/24/2025
48 at PHO 06/27/2025	33 vs. CHI 06/10/2025	Points/2nd Half	49 at IND 06/14/2025	24 vs. CON 06/01/2025
37 vs. GSV 05/27/2025	23 vs. GSV 05/29/2025	Field Goals	41 at PHO 06/27/2025	19 vs. CON 06/01/2025
74 vs. GSV 05/27/2025	53 vs. CON 06/01/2025	Field Goal Attempts	82 (2) at SEA 06/22/2025	61 vs. CON 06/01/2025
.623 vs. CON 06/01/2025	.361 at GSV 06/25/2025	Field Goal Percentage	.529 at ATL 06/29/2025	.284 at WAS 05/30/2025
19 (2) vs. CON 06/01/2025	4 vs. LVA 05/17/2025	3-PT Field Goal	18 at PHO 06/27/2025	4 (2) at ATL 06/29/2025
38 at WAS 05/30/2025	18 at PHO 06/27/2025	3-PT FG Attempts	39 at PHO 06/27/2025	16 at WAS 05/30/2025
.594 vs. CON 06/01/2025	.190 vs. LVA 05/17/2025	3-PT FG Percentage	.486 at IND 06/14/2025	.211 at ATL 06/29/2025
25 at IND 05/24/2025	7 vs. GSV 05/27/2025	Free Throws	22 vs. PHO 06/19/2025	4 vs. CHI 06/10/2025
32 at IND 05/24/2025	11 vs. CHI 06/10/2025	Free Throw Attempts	27 vs. PHO 06/19/2025	7 (2) at PHO 06/27/2025
.941 at CHI 05/22/2025	.538 vs. GSV 05/27/2025	Free Throw Percentage	1.000 vs. ATL 06/17/2025	.520 at CHI 05/22/2025
13 at GSV 06/25/2025	2 vs. CON 06/01/2025	Offensive Rebounds	15 (3) vs. PHO 06/19/2025	6 at ATL 06/29/2025
37 (2) at WAS 05/30/2025	24 (3) at PHO 06/27/2025	Defensive Rebounds	32 at ATL 06/29/2025	16 vs. CON 06/01/2025
46 at WAS 05/30/2025	28 at CHI 05/22/2025	Total Rebounds	42 vs. PHO 06/19/2025	26 vs. CON 06/01/2025
30 vs. GSV 05/27/2025	15 at WAS 06/05/2025	Assists	30 at PHO 06/27/2025	11 vs. CON 06/01/2025
14 vs. GSV 05/27/2025	5 at GSV 06/25/2025	Steals	13 at SEA 06/22/2025	3 (2) at WAS 06/05/2025
13 (16) vs. PHO 06/19/2025	13 (16) vs. PHO 06/19/2025	Team Fouls	13 (16) at IND 06/14/2025	13 (16) at IND 06/14/2025
23 at WAS 06/05/2025	10 at PHO 06/27/2025	Personal Fouls	25 at IND 05/24/2025	11 vs. CHI 06/10/2025
20 at SEA 06/22/2025	6 vs. LVA 05/17/2025	Turnovers	23 at CHI 05/22/2025	10 (4) at GSV 06/25/2025
9 at CHI 05/22/2025	0 at PHO 06/27/2025	Blocks	7 vs. ATL 06/17/2025	0 vs. CON 06/01/2025
56 vs. LVA 05/17/2025	18 vs. GSV 05/29/2025	Points in Paint	62 at ATL 06/29/2025	14 vs. CON 06/01/2025
16 at IND 06/14/2025	0 (2) vs. CON 06/01/2025	Second Chance Points	26 vs. PHO 06/19/2025	5 at CHI 05/22/2025
29 vs. CON 06/01/2025	6 at GSV 06/25/2025	Fast Break Points	19 at IND 06/14/2025	0 at WAS 06/05/2025
57 vs. CON 06/01/2025	1 at ATL 06/29/2025	Biggest Lead	20 at ATL 06/29/2025	0 (3) vs. CHI 06/10/2025
37 vs. GSV 05/27/2025	4 vs. ATL 06/17/2025	Bench Points	41 at CHI 05/22/2025	7 at IND 05/24/2025
32 vs. GSV 05/27/2025	9 vs. LVA 05/17/2025	Points Off Turnovers	22 at SEA 06/22/2025	7 vs. LVA 05/17/2025





BY LIBERTY

BY OPPONENT

AN INDIVIDUAL...		
38 PTS, Breanna Stewart: (NYL L, 79-88) vs. Minnesota, 09/15/24	Scored 30+ points	30 PTS, Layshia Clarendon: (NYL W, 96-89) vs. Los Angeles, 09/07/23
40 PTS, Breanna Stewart: (NYL W, 94-93) @ Dallas, 09/05/23	Scored 40+ points	53 PTS, Liz Cambage: (NYL L, 87-104) @ Dallas, 07/17/18
* Never Has Happened *	Scored 50+ points	53 PTS, Liz Cambage: (NYL L, 87-104) @ Dallas, 07/17/18
18 REB, Breanna Stewart: (NYL L, 79-88) vs. Minnesota, 09/15/24	Had 15+ Rebounds	16 REB, Angel Reese: (NYL W, 81-67) @ Chicago, 07/13/24
21 REB, Amanda Zahui B: (NYL L, 63-80) @ Las Vegas, 08/29/20	Had 20+ Rebounds	21 REB, Sylvia Fowles: (NYL W, 57-54) vs. Chicago, 07/11/10
16 AST, Sabrina Ionescu: (NYL W, 89-69) vs. Phoenix, 07/31/22	Had 15+ assists	16 AST, Courtney Vandersloot: (NYL W, 93-85) @ Chicago, 05/23/21
5 BLK, Jonquel Jones: (NYL W, 77-70) vs. Seattle, 09/05/24	Had 5+ Blocks	5 BLK, Shakira Austin: (NYL W, 85-80) @ Washington, 05/14/24
5 STL, Breanna Stewart: (NYL L, 93-99) @ Phoenix, 06/18/24	Had 5+ Steals	5 STL, DiJonai Carrington: (NYL W, 82-74) vs. Connecticut, 07/16/24
12 FGM, Breanna Stewart: (NYL L, 79-88) vs. Minnesota, 09/15/24	Made 10+ Field Goals	11 FGM, Skylar Diggins: (NYL W, 98-85) @ Seattle, 08/30/24
15 FGM, Breanna Stewart: (NYL W, 100-89) @ Indiana, 08/13/23	Made 15+ Field Goals	17 FGM, Liz Cambage: (NYL L, 87-104) @ Dallas, 07/17/18
7 3FGM, Sabrina Ionescu: (NYL L, 83-88) vs. Minnesota, 07/28/23	Made 7+ 3-Pointers	7 3FGM, Jewell Loyd: (NYL L, 83-99) vs. Seattle, 08/20/21
12 3FGM, Sabrina Ionescu: (NYL L, 79-88) vs. Minnesota, 09/15/24	10+ 3-Pointer Attempts	10 3FGM, Kelsey Plum: (NYL W, 75-71) vs. Las Vegas, 09/08/24
15 FTM, Kia Nurse: (NYL W, 98-92) @ Los Angeles, 06/15/19	Made 15+ Free Throws	15 FTM, Breanna Stewart: (NYL L, 71-79 (OT)) @ Seattle, 05/27/22
5 TO, Jonquel Jones: (NYL W, 98-85) @ Seattle, 08/30/24	5+ Turnovers	7 TO/6 TO, Brittney Griner/Natasha Cloud: (NYL W, 84-70) @ Phoenix, 08/26/24
11 FGM/10 FGM, Han Xu/Sabrina Ionescu: (NYL W, 116-107) @ Las Vegas, 07/06/22	Two Players with 10+ Field Goals Made	11 FGM/10 FGM, Brittney Griner/Skylar Diggins-Smith: (NYL L, 79-106) vs. Phoenix, 08/25/21
5 3FGM/5 3FGM, Sabrina Ionescu/Marine Johannès: (NYL W, 89-77) @ Atlanta, 06/24/22	Two Players with 5+ 3-Pointers Made	* Never Has Happened *
Breanna Stewart (33 PTS)/Sabrina Ionescu (24 PTS)/Kayla Thornton (20 PTS): (NYL W, 98-88) vs. Los Angeles, 06/22/24	Three Players with 20+ Points	Kelsey Plum (27 PTS)/A'ja Wilson (23 PTS)/Jackie Young (23 PTS): (NYL L, 101-107) vs. Las Vegas, 07/12/22
12 PTS, 12 REB, 12 AST, Sabrina Ionescu: (NYL W, 86-82) vs. Seattle, 07/25/23	Had a triple-double	19 PTS, 12 REB, 13 AST, Caitlin Clark: (NYL L, 78-83) @ Indiana, 07/06/24
1st period, Sabrina Ionescu: (NYL W, 82-74) vs. Connecticut, 07/16/24	Had a four-point play	3rd period, Karlie Samuelson: (NYL W, 87-71) @ Washington, 09/17/24
A TEAM...		
.612 (41-67), (NYL W, 107-84) vs. Chicago, 07/15/18	Shot .600+ from the field	* Never Has Happened *
32 PTS, (NYL W, 99-67) @ Dallas, 09/12/24	Won by 20+ points	34 PTS, (NYL L, 74-108) vs. Las Vegas, 07/14/22
32 PTS, (NYL W, 99-67) @ Dallas, 09/12/24	Won by 30+ points	34 PTS, (NYL L, 74-108) vs. Las Vegas, 07/14/22
62 REB, (NYL L, 67-83) @ Phoenix, 09/05/20	Had 60+ rebounds	64 REB, (NYL L, 86-92 (OT)) vs. Indiana, 05/13/22
35 AST, (NYL W, 116-107) @ Las Vegas, 07/06/22	Had 35+ assists	* Never Has Happened *
33 AST, (NYL W, 105-91) @ Dallas, 09/10/24	Had 30+ assists	32 AST, (NYL L, 81-98) @ Las Vegas, 06/29/23
10 BLK, (NYL W, 77-70) vs. Seattle, 09/05/24	Had 10+ blocks	10 BLK, (NYL L, 76-103) @ Las Vegas, 06/17/21
16 STL, (NYL W, 81-66) @ Seattle, 07/02/23	Had 15+ steals	16 STL, (NYL L, 65-92) vs. Connecticut, 05/17/22
1st OT, (NYL W, 95-90 (OT)) @ Connecticut, 08/24/23	Overtime Win	1st OT, (NYL L, 81-92 (OT)) vs. Atlanta, 06/30/22
44 PTS (1st), (NYL W, 101-83) vs. Indiana, 07/23/23	40+ points scored in a quarter	42 PTS (4th), (NYL L, 92-101) @ Chicago, 08/07/19
73 PTS (2nd), (NYL L, 101-107) vs. Las Vegas, 07/12/22	70+ points scored in a half	71 PTS (1st), (NYL L, 74-108) vs. Las Vegas, 07/14/22
THE LIBERTY (SINGLE-SEASON)...		
8/30/2024 — 9/12/2024 (5)	Won 5 straight	--
6/30/2024 — 8/22/2024 (6)	Won 5 straight at home	--
7/10/2024 — 8/26/2024 (5)	Won 5 straight on road	--
8/20/2022 — 5/19/2023 (5)	Lost 5 straight	--
7/17/2018 — 8/19/2018 (13)	Lost 10 straight	--
7/25/2020 — 9/13/2020 (11)	Lost 5 straight at home	--
7/7/2022 — 8/8/2022 (6)	Lost 5 straight on road	--





TEAM TREND	TTL	LAST GAME	TEAM TREND	TTL	LAST GAME
<4 Liberty w/ 10+ pts	5-2	@ SEA 6/22/25	Liberty shoot 50.0% or better	3-1	@ PHO 6/27/25
4+ Liberty w/ 10+ pts	6-3	@ ATL 6/29/25	Opp shoots 50.0% or better	0-2	@ ATL 6/29/25
5+ Liberty w/ 10+ pts	3-1	@ PHO 6/27/25	Liberty shoot 45.0% or better	6-1	@ PHO 6/27/25
6+ Liberty w/ 10+ pts	0-1	@ PHO 6/27/25	Liberty shoot 44.0% or below	5-2	@ GSV 6/25/25
7+ Liberty w/ 10+ pts	0-0		Liberty shoot 40.0% or below	2-0	@ GSV 6/25/25
8+ Liberty w/ 10+ pts	0-0		Opp shoots 45.0% or better	0-3	@ ATL 6/29/25
Liberty no 20+ pt scorer	2-2	@ PHO 6/27/25	Opp shoots 40.0% or below	6-0	@ GSV 6/25/25
Opp no 20+ pt scorer	7-0	vs. ATL 6/17/25	Liberty w/10+ 3-pointers made	7-0	@ GSV 6/25/25
2+ Liberty w/20+ pt scorer	5-2	@ ATL 6/29/25	Opp w/10+ 3-pointers made	6-2	@ PHO 6/27/25
2+ Opp w/20+ pt scorer	0-3	@ ATL 6/29/25	Liberty w/15+ 3-pointers made	2-0	vs. CON 6/1/25
3+ Liberty w/20+ pt scorer	0-0		Opp w/15+ 3-pointers made	0-2	@ PHO 6/27/25
3+ Opp w/20+ pt scorer	0-0		Liberty 3FG% 40.0% or better	3-0	vs. CON 6/1/25
Liberty w/30+ pt scorer	1-2	vs. PHO 6/19/25	Opp 3FG% 40.0% or better	2-2	@ PHO 6/27/25
Opp w/30+ pt scorer	1-1	@ IND 6/14/25	Liberty FT% 80.0 or better	9-3	@ ATL 6/29/25
All 5 Starters w/10+ pts	0-0		Opp FT% 80.0 or better	5-2	@ PHO 6/27/25
Opp 5 Starters w/10+ pts	0-0		Liberty FT% below 70.0	1-0	vs. GSV 5/27/25
2+ reserves w/10+ pts	1-1	@ PHO 6/27/25	Opp FT% below 70.0	4-2	@ ATL 6/29/25
Opp 2+ reserves w/10+ pts	1-1	@ PHO 6/27/25	Liberty FTM >= Opp FTA	8-3	@ PHO 6/27/25
3+ reserves w/10+ pts	0-1	@ PHO 6/27/25	Opp FTM >= Liberty FTA	1-0	vs. GSV 5/27/25
Opp 3+ reserves w/10+ pts	0-0		Liberty FG% >= Opp FG%	7-1	@ SEA 6/22/25
Liberty <20 pts. in 1st qtr	2-3	@ ATL 6/29/25	Opp FG% >= Liberty FG%	2-3	@ ATL 6/29/25
Opp <20 pts. in 1st qtr	5-1	vs. PHO 6/19/25	Liberty w/30+ FTA	2-1	@ IND 6/14/25
Liberty w/30+ pts in 1st qtr	2-0	vs. CON 6/1/25	Opp w/30+ FTA	0-0	
Opp w/30+ pts in 1st qtr	1-0	@ GSV 6/25/25	Liberty w/20+ asts	6-2	@ PHO 6/27/25
Liberty under 50 pts 1st half	7-4	@ ATL 6/29/25	Opp w/20+ asts	5-5	@ ATL 6/29/25
Opp under 50 pts 1st half	11-3	@ ATL 6/29/25	Liberty w/25+ asts	4-0	vs. CON 6/1/25
Liberty 50+ pts 1st half	4-1	@ IND 6/14/25	Opp w/25+ asts	1-3	@ ATL 6/29/25
Opp 50+ pts 1st half	0-2	@ PHO 6/27/25	Liberty w/30+ asts	1-0	vs. GSV 5/27/25
Liberty 60+ pts in 1st half	1-0	vs. CON 6/1/25	Opp w/30+ asts	0-1	@ PHO 6/27/25
Opp 60+ pts in 1st half	0-1	@ PHO 6/27/25	Liberty asts >= Opp asts	6-0	vs. CHI 6/10/25
Liberty lead by 10+ pts	8-1	@ IND 6/14/25	Opp asts >= Liberty asts	5-5	@ ATL 6/29/25
Opp leads by 10+ pts	2-5	@ ATL 6/29/25	Liberty w/12 or fewer TOs	6-2	@ PHO 6/27/25
Games decided by 10+ points	6-3	@ PHO 6/27/25	Opp w/12 or fewer TOs	4-3	@ PHO 6/27/25
Games decided by 4-9 points	3-2	@ ATL 6/29/25	Liberty w/20+ TOs	0-1	@ SEA 6/22/25
Games decided by 3 or less points	2-0	@ GSV 6/25/25	Opp w/20+ TOs	3-0	vs. CHI 6/10/25
Both teams score 100+ pts	0-0		Liberty TO >= Opp TO	1-2	@ SEA 6/22/25
Both teams under 100 pts	10-3	@ ATL 6/29/25	Opp TO >= Liberty TO	7-1	@ GSV 6/25/25
Liberty score under 100 pts	10-5	@ ATL 6/29/25	Liberty w/50+ REB	1-0	@ WAS 5/30/25
Opp scores under 100 pts	11-3	@ ATL 6/29/25	Opp w/50+ REB	2-0	@ GSV 6/25/25
Liberty score 100+ pts	1-0	vs. CON 6/1/25	Liberty REB >= Opp REB	5-0	vs. ATL 6/17/25
Opp scores 100+ pts	0-2	@ PHO 6/27/25	Opp REB >= Liberty REB	6-5	@ ATL 6/29/25
Liberty score 110+ pts	0-0		Liberty w/10+ more REB than Opp	1-0	vs. ATL 6/17/25
Opp scores 110+ pts	0-0		Opp w/10+ more REB than NYL	3-2	@ ATL 6/29/25
Liberty tied or lead after the 3rd qtr	9-1	@ GSV 6/25/25	Liberty w/10+ stls	5-1	@ IND 6/14/25
Liberty tied or lead at halftime	10-0	@ GSV 6/25/25	Opp w/10+ stls	1-2	@ SEA 6/22/25
Liberty tied or lead after 1st qtr	8-3	@ SEA 6/22/25	2+ Liberty w/double-double	0-0	
Liberty trailing after the 3rd qtr	2-4	@ ATL 6/29/25	2+ Opp w/double-double	1-0	@ IND 5/24/25
Liberty trailing at halftime	1-5	@ ATL 6/29/25	3+ Liberty w/double-double	0-0	
Liberty trailing after 1st qtr	3-2	@ ATL 6/29/25	3+ Opp w/double-double	0-0	
1st game Back-to-Back	1-0	vs. GSV 5/29/25	Liberty PITP >= Opp PITP	7-2	@ PHO 6/27/25
2nd game Back-to-Back	1-0	@ WAS 5/30/25	Opp PITP >= Liberty PITP	4-3	@ ATL 6/29/25
1st game after a win	8-3	@ PHO 6/27/25	Liberty 2CP >= Opp 2CP	4-1	@ PHO 6/27/25
1st game after a loss	2-2	@ ATL 6/29/25	Opp 2CP >= Liberty 2CP	6-3	@ ATL 6/29/25
On Monday	0-0		Liberty FB Pts >= Opp FB Pts	9-4	@ ATL 6/29/25
On Tuesday	3-0	vs. ATL 6/17/25	Opp FB Pts >= Liberty FB Pts	2-1	@ SEA 6/22/25
On Wednesday	1-0	@ GSV 6/25/25	+3 Blocks	11-3	@ ATL 6/29/25
On Thursday	3-1	vs. PHO 6/19/25	+5 Blocks	7-1	@ GSV 6/25/25
On Friday	1-1	@ PHO 6/27/25			
On Saturday	2-1	@ IND 6/14/25			
On Sunday	1-2	@ ATL 6/29/25			
May	6-0	@ WAS 5/30/25			
June	5-5	@ ATL 6/29/25			





DATE	OPPONENT	H-R	W-L	SCORE NYL-OPP	HOME RECORD	ROAD RECORD	TOTAL RECORD	LIBERTY HI SCORER	PT	LIBERTY HI REBR	RB	LIBERTY HI ASSISTS	AST	OPPONENT HI SCORER	PT	ATTEND
5/17	LVA	H	W	92-78	1-0	0-0	1-0	B. Stewart	25	J. Jones	10	N. Cloud	9	A. Wilson	31	17,344
5/22	at CHI	R	W	99-74	1-0	1-0	2-0	N. Cloud	18	J. Jones	7	N. Cloud	8	R. Banham	15	9,025
5/24	at IND	R	W	90-88	1-0	2-0	3-0	J. Jones	26	J. Jones	12	N. Cloud	6	A. Boston	27	17,274
5/27	GSV	H	W	95-67	2-0	2-0	4-0	B. Stewart	24	J. Jones	10	N. Cloud	10	V. Burton/K. Thornton	13	14,774
5/29	GSV	H	W	82-77	3-0	2-0	5-0	B. Stewart	27	L. Fiebich	8	N. Cloud	5	J. Salaün	18	14,951
5/30	at WAS	R	W	85-63	3-0	3-0	6-0	S. Ionescu	28	J. Jones	18	B. Stewart	7	B. Sykes	20	4,200
6/1	CON	H	W	100-52	4-0	3-0	7-0	S. Ionescu	18	J. Jones	11	N. Cloud	7	J. Sheldon/T. Charles	10	17,415
6/5	at WAS	R	W	86-78	4-0	4-0	8-0	B. Stewart	26	B. Stewart	11	S. Ionescu	7	K. Iriafe	17	4,200
6/10	CHI	H	W	85-66	5-0	4-0	9-0	S. Ionescu	23	B. Stewart	7	S. Ionescu	7	A. Reese	17	16,081
6/14	at IND	R	L	88-102	5-0	4-1	9-1	S. Ionescu	34	N. Sabally	9	N. Cloud	5	C. Clark	32	17,274
6/17	ATL	H	W	86-81	6-0	4-1	10-1	S. Ionescu	34	J. Jones	10	S. Ionescu/N. Cloud	5	T. Paopao	16	15,149
6/19	PHO	H	L	81-89	6-1	4-1	10-2	B. Stewart	35	N. Sabally	7	N. Cloud	10	M. Akoka Makani	21	16,383
6/22	at SEA	R	L	79-89	6-1	4-2	10-3	B. Stewart	18	B. Stewart/N. Sabally	9	N. Cloud	8	N. Ogwumike	26	12,500
6/25	at GSV	R	W	81-78	6-1	5-2	11-3	B. Stewart	23	B. Stewart	10	N. Cloud	7	K. Martin	21	18,064
6/27	at PHO	R	L	91-106	6-1	5-3	11-4	B. Stewart	17	N. Sabally	6	S. Ionescu/N. Cloud	7	S. Sabally	25	12,009
6/29	at ATL	R	L	81-90	6-1	5-4	11-5	B. Stewart	21	B. Stewart	9	N. Cloud	6	B. Jones	21	3,265
7/3	LAS	--	--	--	--	--	--	--	--	--	--	--	--	--	--	--
7/6	SEA	--	--	--	--	--	--	--	--	--	--	--	--	--	--	--
7/8	LVA	--	--	--	--	--	--	--	--	--	--	--	--	--	--	--
7/13	ATL	--	--	--	--	--	--	--	--	--	--	--	--	--	--	--
7/16	IND	--	--	--	--	--	--	--	--	--	--	--	--	--	--	--
7/22	IND	--	--	--	--	--	--	--	--	--	--	--	--	--	--	--
7/25	PHO	--	--	--	--	--	--	--	--	--	--	--	--	--	--	--
7/26	LAS	--	--	--	--	--	--	--	--	--	--	--	--	--	--	--
7/28	at DAL	--	--	--	--	--	--	--	--	--	--	--	--	--	--	--
7/30	at MIN	--	--	--	--	--	--	--	--	--	--	--	--	--	--	--
8/1	at CON	--	--	--	--	--	--	--	--	--	--	--	--	--	--	--
8/3	at CON	--	--	--	--	--	--	--	--	--	--	--	--	--	--	--
8/5	DAL	--	--	--	--	--	--	--	--	--	--	--	--	--	--	--
8/8	at DAL	--	--	--	--	--	--	--	--	--	--	--	--	--	--	--
8/10	MIN	--	--	--	--	--	--	--	--	--	--	--	--	--	--	--
8/12	at LAS	--	--	--	--	--	--	--	--	--	--	--	--	--	--	--
8/13	at LVA	--	--	--	--	--	--	--	--	--	--	--	--	--	--	--
8/16	at MIN	--	--	--	--	--	--	--	--	--	--	--	--	--	--	--
8/19	MIN	--	--	--	--	--	--	--	--	--	--	--	--	--	--	--
8/21	CHI	--	--	--	--	--	--	--	--	--	--	--	--	--	--	--
8/23	at ATL	--	--	--	--	--	--	--	--	--	--	--	--	--	--	--
8/25	CON	--	--	--	--	--	--	--	--	--	--	--	--	--	--	--
8/28	WAS	--	--	--	--	--	--	--	--	--	--	--	--	--	--	--
8/30	at PHO	--	--	--	--	--	--	--	--	--	--	--	--	--	--	--
9/2	at GSV	--	--	--	--	--	--	--	--	--	--	--	--	--	--	--
9/5	at SEA	--	--	--	--	--	--	--	--	--	--	--	--	--	--	--
9/9	WAS	--	--	--	--	--	--	--	--	--	--	--	--	--	--	--
9/11	at CHI	--	--	--	--	--	--	--	--	--	--	--	--	--	--	--





WNBA

	LEAGUE	GAMES	W-L	PCT	GB	CONF	DIV	HOME	AWAY	L10	STRK	CONF	DIV
Minnesota Lynx	1	16	14-2	.875	0	11-1	0-0	8-0	6-2	8-2	W2	1	0
Phoenix Mercury	2	17	12-5	.706	2.5	6-5	0-0	7-3	5-2	7-3	L1	2	0
New York Liberty	3	16	11-5	.688	0	7-2	0-0	6-1	5-4	5-5	L2	1	0
Atlanta Dream	4	17	11-6	.647	0.5	8-4	0-0	7-2	4-4	6-4	W1	2	0
Seattle Storm	5	17	10-7	.588	4.5	8-5	0-0	6-3	4-4	7-3	L1	3	0
Golden State Valkyries	6	16	9-7	.563	5.0	5-4	0-0	7-3	2-4	7-3	W2	4	0
Las Vegas Aces	7	16	8-8	.500	6.0	4-6	0-0	5-4	3-4	4-6	W1	5	0
Indiana Fever	8	16	8-8	.500	3.0	6-5	0-0	4-4	4-4	6-4	W1	3	0
Washington Mystics	9	17	8-9	.471	3.5	5-5	0-0	5-3	3-6	5-5	L1	4	0
Chicago Sky	10	16	5-11	.313	6.0	1-7	0-0	2-4	3-7	3-7	W1	5	0
Los Angeles Sparks	11	17	5-12	.294	9.5	3-9	0-0	1-7	4-5	3-7	L1	6	0
Dallas Wings	12	18	5-13	.278	10.0	1-8	0-0	3-6	2-7	4-6	W1	7	0
Connecticut Sun	13	17	2-15	.118	9.5	2-6	0-0	1-6	1-9	1-9	L9	6	0

EASTERN CONFERENCE

	CONF	GAMES	W-L	PCT	GB	CONF	DIV	HOME	AWAY	L10	STRK	LEAGUE	DIV
New York Liberty	1	16	11-5	.688	0	7-2	0-0	6-1	5-4	5-5	L2	3	0
Atlanta Dream	2	17	11-6	.647	0.5	8-4	0-0	7-2	4-4	6-4	W1	4	0
Indiana Fever	3	16	8-8	.500	3.0	6-5	0-0	4-4	4-4	6-4	W1	8	0
Washington Mystics	4	17	8-9	.471	3.5	5-5	0-0	5-3	3-6	5-5	L1	9	0
Chicago Sky	5	16	5-11	.313	6.0	1-7	0-0	2-4	3-7	3-7	W1	10	0
Connecticut Sun	6	17	2-15	.118	9.5	2-6	0-0	1-6	1-9	1-9	L9	13	0

WESTERN CONFERENCE

	CONF	GAMES	W-L	PCT	GB	CONF	DIV	HOME	AWAY	L10	STRK	LEAGUE	DIV
Minnesota Lynx	1	16	14-2	.875	0	11-1	0-0	8-0	6-2	8-2	W2	1	0
Phoenix Mercury	2	17	12-5	.706	2.5	6-5	0-0	7-3	5-2	7-3	L1	2	0
Seattle Storm	3	17	10-7	.588	4.5	8-5	0-0	6-3	4-4	7-3	L1	5	0
Golden State Valkyries	4	16	9-7	.563	5.0	5-4	0-0	7-3	2-4	7-3	W2	6	0
Las Vegas Aces	5	16	8-8	.500	6.0	4-6	0-0	5-4	3-4	4-6	W1	7	0
Los Angeles Sparks	6	17	5-12	.294	9.5	3-9	0-0	1-7	4-5	3-7	L1	11	0
Dallas Wings	7	18	5-13	.278	10.0	1-8	0-0	3-6	2-7	4-6	W1	12	0





WNBA

	PPG	FGM/G	FG%	3FGM/ G	3FG%	FT%	ORPG	DRPG	RPG	APG	SPG	TOV/G	BPG	PF/G
Atlanta	3	6	8	3	9	10	4	2	2	4	13	*1	3 T	8
Chicago	12	8	9	10	10	11	2	8	4	6	7	13	7 T	7
Connecticut	13	13	13	12	12	5	8	13	13	13	10	9	7 T	*1
Dallas	8	7	10	11	11	3	*1	10	3	9	8	8	6	4
Golden State	10	12	12	6	13	6 T	3	3	*1	10	6	10	10	9
Indiana	4	3	2	7	7	13	10	6 T	9	7	9	7	11	2
Las Vegas	9	11	11	5	6	*1	11	6 T	10	12	11	3 T	2	13
Los Angeles	7	9	5	8	8	9	7	11	11	8	4	12	12	6
Minnesota	2	2	*1	4	*1	6 T	9	5	7	*1	5	5	*1	10
New York	*1	4	3	2	5	2	12 T	*1	6	3	2	3 T	5	11
Phoenix	5	5	6	*1	3	4	5	9	8	5	*1	6	9	5
Seattle	6	*1	4	9	2	8	12 T	12	12	2	3	2	3 T	12
Washington	11	10	7	13	4	12	6	4	5	11	12	11	13	3

EASTERN CONFERENCE

	PPG	FGM/G	FG%	3FGM/ G	3FG%	FT%	ORPG	DRPG	RPG	APG	SPG	TOV/G	BPG	PF/G
Atlanta	2	3	4	2	4	3	2	2	*1	2	6	*1	*1	5
Chicago	5	4	5	4	5	4	*1	5	2	3	2	6	3 T	4
Connecticut	6	6	6	5	6	2	4	6	6	6	4	4	3 T	*1
Indiana	3	*1	*1	3	3	6	5	4	5	4	3	3	5	2
New York	*1	2	2	*1	2	*1	6	*1	4	*1	*1	2	2	6
Washington	4	5	3	6	*1	5	3	3	3	5	5	5	6	3

WESTERN CONFERENCE

	PPG	FGM/G	FG%	3FGM/ G	3FG%	FT%	ORPG	DRPG	RPG	APG	SPG	TOV/G	BPG	PF/G
Dallas	5	4	5	7	6	2	*1	5	2	5	6	5	4	*1
Golden State	7	7	7	4	7	4 T	2	*1	*1	6	5	6	6	4
Las Vegas	6	6	6	3	4	*1	6	3	5	7	7	2	2	7
Los Angeles	4	5	3	5	5	7	4	6	6	4	3	7	7	3
Minnesota	*1	2	*1	2	*1	4 T	5	2	3	*1	4	3	*1	5
Phoenix	2	3	4	*1	3	3	3	4	4	3	*1	4	5	2
Seattle	3	*1	2	6	2	6	7	7	7	2	2	*1	3	6

* = WNBA leader | T = Tied for position





GAME	BURKE	CLOUD	DAVIS	FIEBICH	GARDNER	HARRISON	IONESCU	JOHANNÈS	JONES	SABALLY	SHERROD	STEWART
5/17/25 vs. Aces	11	9	0	7	7	0	7	-1	19	3	0	8
5/22/25 at Sky	13	27	-3	16	3	-3	5	24	15	7	-3	24
5/24/25 at Fever	10	13	0	-2	-7	0	11	-10	2	0	0	-7
5/27/25 vs. Valkyries	5	20	0	13	16	7	24	8	23	0	3	21
5/29/25 vs. Valkyries	6	14	0	8	-10	-4	4	-4	0	0	0	11
5/30/25 at Mystics	3	13	2	23	4	-2	20	2	23	0	2	20
6/1/25 vs. Sun	1	44	-6	43	5	8	38	22	40	0	1	44
6/5/25 at Mystics	-7	10	0	13	14	1	5	-1	-1	0	0	6
6/10/25 vs. Sky	12	14	-5	18	5	0	30	4	0	12	-9	14
6/14/25 at Fever	-11	-19	0	--	0	-14	-10	-13	0	3	0	-6
6/17/25 vs. Dream	-11	-4	0	--	8	-3	11	23	8	-3	-2	-2
6/19/25 vs. Mercury	-5	-2	0	--	-1	-7	-10	-5	-1	-1	-6	-2
6/22/25 at Storm	-7	-16	0	--	-2	-1	0	-10	0	-5	-4	-5
6/25/25 at Valkyries	1	-7	0	--	9	5	-8	12	I - INJ	-3	0	6
6/27/25 at Mercury	-11	-16	6	--	-1	7	-9	-5	0	-22	-4	-20
6/29/25 at Dream	3	-8	0	--	-11	9	-19	1	I - INJ	-6	0	-14
Season Totals:	13	92	-6	139	39	3	99	47	128	-15	-22	98
Per Game:	0.81	5.75	-0.38	15.44	2.44	0.19	6.19	2.94	9.14	-0.94	-1.38	6.13
Per 48:	1.76	9.62	-10.16	30.77	7.98	1.06	10.27	7.50	29.79	-3.54	-11.84	9.25





Sandy Brondello

Head Coach – 2 Time WNBA Champion (2014, 2024)



Veteran WNBA coach, player, and former Australian Olympian Sandy Brondello was named the ninth head coach in Liberty franchise history in January 2022. Brondello joined New York after an eight-year head coaching tenure with the Phoenix Mercury where she led the team to a playoff appearance in each of her eight seasons. A two-time WNBA Champion head coach, Brondello holds an overall regular season record of 244-164 (.598) over her 12 combined seasons at the helm of the New York Liberty, Phoenix Mercury and San Antonio Silver Stars - making her the sixth-winningest coach in WNBA history.

Additionally, Brondello has compiled a 39-30 postseason record throughout her head coaching career, ranking her as the second-winningest coach in league postseason history. In 2014, Sandy was named the WNBA Coach of the Year after she led Phoenix to a WNBA regular season-record 29 wins and capped the season with a WNBA Championship. In 2023, Brondello led the Liberty to the Commissioner's Cup Championship and first WNBA Finals appearance since 2002.

Brondello made history in 2024 after leading the New York Liberty to its first WNBA Championship in franchise history and the city's first professional basketball championship since 1973.

A 20-year veteran of the WNBA coaching ranks, Brondello has been affiliated with the league for 25 of its 28 seasons, including her time as a player. A proven winner internationally and in the WNBA, her 20 total years as an assistant coach and head coach have featured 17 playoff appearances, highlighted by a perfect 12-for-12 in postseason berths as a head coach.

In those 12 postseasons, Sandy led her teams to nine Semifinals round berths (formerly conference finals) and four WNBA Finals appearances in 2014, 2021, 2023, 2024 – including two titles. Prior to her time with the Mercury, Brondello served as lead assistant coach for the Los Angeles Sparks (2011-13) under 2012 WNBA Coach of the Year Carol Ross. Brondello led the San Antonio Silver Stars to a 2010 playoff berth in her debut season at the helm following five seasons on the Silver Stars bench as an assistant under Dan Hughes (2005-09), the fifth-winningest coach in league history.

A 2010 inductee into the Australian Basketball Hall of Fame, Brondello was named the 11th head coach for the Australian Women's National Basketball team on April 17, 2017. Brondello led the Australian National Team to a Bronze medal in the Paris Olympics Games, and most recently, re-signed with the Opals for the 2028 Los Angeles Summer Olympics. In addition to her work internationally with the Australian Women's National Basketball team, Brondello previously served as an assistant coach with UMMC Ekaterinburg in Russia from 2012-2017.

Brondello finished a stellar 17-year professional playing career with a five-year run in the WNBA in which she played for Detroit (1998-99), Miami (2001-02) and Seattle (2003), and was named a 1999 WNBA All-Star. She began her career with the Women's National Basketball League (WNBL) in Australia (1986-96) and was named the league MVP in 1995. The 5-7 guard was a 10-time German Cup champion while playing with BTV Wuppertal (1992-2002), a three-time European Cup All-Star selection (1994, 1996, 1997), and the 1996 European Cup MVP when she led her team to the title.


An 18-year member of the Australian National Team, Brondello is a four-time Olympian, a two-time silver medalist (2000, 2004) and was named the 1992 Australian International Player of the Year.

Brondello is married to Liberty assistant coach, Olaf Lange, and the couple have two children, Brody and Jayda.


ASSISTANT COACHES



**OLAF
LANGE**



**SONIA
RAMAN**



**ZACH
O'BRIEN**





#22 Kennedy Burke

Guard • 6-1 • 182lbs • 28 • UCLA/USA

5 Years Pro

WNBA Champion with New York Liberty (2024). Two-time Ligue Féminine de Basketball (LFB) Most Valuable Player (2023, 2024). Drafted No. 22 overall by Dallas Wings in the 2019 WNBA Draft. (she/her/hers)

	GP	GS	PPG	RPG	APG	SPG	BPG	MPG	FG%	3FG%	FT%	2025-26 HIGHS				CAREER HIGHS			
2025-26	16	3	9.4	2.8	1.2	1.00	0.56	22.2	.505	.492	.760	PTS	20 NYL at GSV 6/25/25	23 IND vs. SEA 8/20/20					
Career	146	28	5.0	1.7	0.8	0.65	0.31	14.0	.437	.353	.692	FGM	6 2 times (NYL @ GSV, 6/25/25)	7 2 times (IND vs. SEA, 8/20/20)					
												FGA	14 NYL at GSV 6/25/25	14 NYL at GSV 6/25/25					
POINTS												3FGM	4 3 times (NYL @ GSV, 6/25/25)	4 4 times (NYL @ GSV, 6/25/25)					
	10+	20+	30+	10+	10+	3+	3+	DBL-DBL	TPL-DBL			3FGA	9 NYL at GSV 6/25/25	9 NYL at GSV 6/25/25					
2025-26	8	1	--	--	--	--	2	--				FTM	4 NYL at GSV 6/25/25	7 IND vs. LAS 8/29/19					
												FTA	4 3 times (NYL @ GSV, 6/25/25)	9 IND vs. SEA 8/20/20					
RECENT GAMES												OREB	4 NYL at GSV 6/25/25	4 3 times (NYL @ GSV, 6/25/25)					
OPPONENT	W/L	MIN	FG-A	3P-A	FT-A	OR	DR	TR	A	PF	ST	TO	BS	PTS	DREB	6 NYL vs. GSV 5/29/25	6 NYL vs. GSV 5/29/25		
6/29 at ATL	L	23:10	4-10	1-6	2-3	0	0	0	1	0	3	0	0	11	TREB	7 NYL vs. GSV 5/29/25	7 NYL vs. GSV 5/29/25		
6/27 at PHO	L	23:15	4-8	2-5	0-0	1	1	2	1	0	0	2	0	10	ASTS	3 NYL at IND 6/14/25	4 4 times (NYL @ LAS, 8/15/24)		
6/25 at GSV	W	30:25	6-14	4-9	4-4	4	1	5	1	0	1	0	0	20	STLS	3 2 times (NYL @ ATL, 6/29/25)	4 NYL vs. CON 7/16/24		
6/22 at SEA	L	21:30	3-6	1-2	2-2	1	3	4	1	2	2	1	1	9	BLKS	2 2 times (NYL @ IND, 6/14/25)	4 IND at LAS 8/22/19		
6/19 vs. PHO	L	21:56	2-3	2-2	0-0	1	1	2	1	5	1	2	0	6	MINS	30 NYL at GSV 6/25/25	34 IND at LAS 8/22/19		



#9 Natasha Cloud

Guard • 5-10 • 160lbs • 33 • St. Joseph's (PA)/USA

10 Years Pro

WNBA Assists Leader (2022). WNBA All-Defensive First Team (2022). WNBA Champion with Washington Mystics (2019). WNBA All-Defensive Second Team (2019, 2024). (she/her/hers)

	GP	GS	PPG	RPG	APG	SPG	BPG	MPG	FG%	3FG%	FT%	2025-26 HIGHS				CAREER HIGHS				
2025-26	16	16	9.1	3.8	6.5	1.50	0.38	28.7	.400	.283	.926	PTS	22 NYL vs. LVA 5/17/25				31 PHO at LAS 7/7/24			
FGM												8 2 times (NYL @ ATL, 6/29/25)				10 2 times (PHO @ LAS, 7/7/24)				
FGA												17 NYL vs. LVA 5/17/25				21 WAS at MIN 7/26/23				
3FGM												4 NYL at CHI 5/22/25				5 2 times (PHO @ IND, 8/16/24)				
3FGA												7 NYL vs. GSV 5/29/25				11 WAS vs. LVA 7/13/19				
FTM												5 NYL vs. LVA 5/17/25				10 WAS at NYL 6/25/23				
FTA												6 NYL vs. LVA 5/17/25				11 WAS at NYL 6/25/23				
OREB												2 NYL at SEA 6/22/25				3 WAS at CHI 6/5/22				
DREB												6 2 times (NYL @ IND, 5/24/25)				9 WAS vs. ATL 6/17/21				
TREB												7 NYL at IND 5/24/25				9 3 times (PHO @ WAS, 7/16/24)				
ASTS												10 2 times (NYL vs. PHO, 6/19/25)				15 WAS vs. ATL 9/8/23				
STLS												5 NYL at IND 5/24/25				6 WAS vs. MIN 6/8/21				
BLKS												2 2 times (NYL @ IND, 5/24/25)				3 PHO at CON 7/14/24				
MINS												35 NYL at IND 5/24/25				44 PHO at DAL 6/9/24				
RECENT GAMES																				
OPPONENT	W/L	MIN	FG-A	3P-A	FT-A	OR	DR	TR	A	PF	ST	TO	BS	PTS						
6/29 at ATL	L	33:36	8-12	2-3	2-2	0	4	4	6	2	1	2	0	20						
6/27 at PHO	L	30:22	5-11	0-1	4-4	1	3	4	7	2	1	1	0	14						
6/25 at GSV	W	27:06	1-8	0-6	0-0	0	3	3	7	4	1	3	0	2						
6/22 at SEA	L	34:05	2-7	1-4	0-0	2	3	5	8	1	2	6	0	5						
6/19 vs. PHO	L	32:58	3-8	2-5	0-0	1	2	3	10	5	0	0	0	8						



#1 Marquesha Davis

Guard • 6-0 • 158lbs • 24 • Mississippi/USA

1 Year Pro

WNBA Champion with New York Liberty (2024). Drafted No. 11 overall by New York Liberty in the 2024 WNBA Draft. Earned All-SEC First Team honors (2023-24). (she/her/hers)

	GP	GS	PPG	RPG	APG	SPG	BPG	MPG	FG%	3FG%	FT%	2025-26 HIGHS			CAREER HIGHS		
2025-26	8	0	0.6	0.6	0.1	0.00	0.13	3.5	.000	.000	.833	PTS	2 2 times (NYL vs. CHI, 6/10/25)	9 NYL at ATL 6/23/24			
Career	28	0	1.0	0.5	0.2	0.04	0.18	3.9	.360	.250	.769	FGM	--	4 NYL at ATL 6/23/24			
												FGA	1 3 times (NYL @ PHO, 6/27/25)	8 NYL at ATL 6/23/24			
												3FGM	--	1 NYL at ATL 6/23/24			
												3FGA	1 3 times (NYL @ PHO, 6/27/25)	1 4 times (NYL @ PHO, 6/27/25)			
												FTM	2 2 times (NYL vs. CHI, 6/10/25)	2 4 times (NYL vs. CHI, 6/10/25)			
2025-26	--	--	--	--	--	--	--	--	--	--	--	FTA	2 3 times (NYL @ PHO, 6/27/25)	2 6 times (NYL @ PHO, 6/27/25)			
												OREB	1 NYL at CHI 5/22/25	1 3 times (NYL @ CHI, 5/22/25)			
												DREB	2 NYL vs. CON 6/1/25	2 2 times (NYL vs. CON, 6/1/25)			
												TREB	2 2 times (NYL vs. CON, 6/1/25)	2 5 times (NYL vs. CON, 6/1/25)			
												ASTS	1 NYL at WAS 5/30/25	1 5 times (NYL @ WAS, 5/30/25)			
												STLS	--	1 NYL at ATL 6/23/24			
												BLKS	1 NYL at CHI 5/22/25	1 5 times (NYL @ CHI, 5/22/25)			
												MINS	8 2 times (NYL @ PHO, 6/27/25)	14 NYL vs. ATL 9/19/24			



2 Years Pro

	GP	GS	PPG	RPG	APG	SPG	BPG	MPG	FG%	3FG%	FT%	2025-26 HIGHS				CAREER HIGHS							
2025-26	9	9	6.7	3.8	0.6	0.89	0.44	24.1	.538	.480	.750	PTS	13 NYL vs. CON 6/1/25				16 2 times (NYL @ DAL, 9/10/24)						
Career	49	24	6.7	3.2	1.5	0.94	0.22	21.5	.488	.441	.727	FGM	4 2 times (NYL vs. CON, 6/1/25)				6 2 times (NYL @ WAS, 9/17/24)						
												FGA	6 NYL vs. CHI 6/10/25				13 NYL vs. DAL 8/22/24						
	POINTS				REB		AST	BLK	STL			3FGM	3 NYL vs. CON 6/1/25				4 4 times (NYL @ SEA, 8/30/24)						
	10+	20+	30+	10+	10+	3+	3+	DBL-DBL	TP-L-DBL			3FGA	4 3 times (NYL vs. CHI, 6/10/25)				9 NYL vs. DAL 8/22/24						
2025-26	2	--	--	--	--	--	1	1	--	--		FTM	2 2 times (NYL vs. CON, 6/1/25)				4 4 NYL vs. CON 7/16/24						
												FTA	2 4 times (NYL vs. CHI, 6/10/25)				4 2 times (NYL @ DAL, 9/10/24)						
RECENT GAMES												OREB	3 NYL vs. GSV 5/29/25				5 NYL at ATL 6/6/24						
OPPONENT	W/L	MIN	FG-A	3P-A	FT-A	OR	DR	TR	A	PF	ST	TO	BS	PTS	DREB	8 NYL at WAS 5/30/25				8 NYL at WAS 5/30/25			
6/10 vs. CHI	W	24:15	2-6	1-4	1-2	0	1	1	0	2	1	0	0	6	TREB	9 NYL at WAS 5/30/25				9 3 times (NYL @ WAS, 5/30/25)			
6/5 at WAS	W	31:04	3-5	2-4	1-2	1	2	3	0	4	1	3	0	9	ASTS	1 5 times (NYL vs. CON, 6/1/25)				5 4 times (NYL @ CON, 7/10/24)			
6/1 vs. CON	W	19:50	4-5	3-4	2-2	0	2	2	1	2	0	0	0	13	STLS	3 NYL vs. LVA 5/17/25				4 NYL at LAS 8/15/24			
5/30 at WAS	W	26:48	4-5	2-3	2-2	1	8	9	1	3	0	2	3	12	BLKS	3 NYL at WAS 5/30/25				3 NYL at WAS 5/30/25			
5/29 vs. GSV	W	32:08	1-5	1-3	0-0	3	5	8	1	3	2	3	0	3	MINs	32 NYL vs. GSV 5/29/25				33 NYL vs. CON 8/24/24			



2 Years Pro

	GP	GS	PPG	RPG	APG	SPG	BPG	MPG	FG%	3FG%	FT%		2025-26 HIGHS				CAREER HIGHS			
2025-26	16	4	4.6	1.9	0.6	0.44	0.31	14.7	.500	.450	.833	PTS	12 NYL at SEA 6/22/25	18 CHI at LAS 7/14/22						
Career	54	6	7.2	2.9	1.1	1.15	0.46	19.5	.528	.403	.821	FGM	5 NYL at SEA 6/22/25	8 CHI at LAS 7/14/22						
												FGA	10 NYL at GSV 6/25/25	12 2 times (CHI @ NYL, 7/23/22)						
												3FGM	2 2 times (NYL @ GSV, 6/25/25)	3 CHI vs. ATL 6/17/22						
												3FGA	5 NYL at GSV 6/25/25	5 NYL at GSV 6/25/25						
												FTM	4 NYL at WAS 6/5/25	5 CHI vs. PHO 7/2/22						
												FTA	4 NYL at WAS 6/5/25	6 2 times (CHI @ NYL, 7/23/22)						
												OREB	3 NYL at GSV 6/25/25	4 2 times (CHI @ LAS, 7/14/22)						
												DREB	4 NYL vs. PHO 6/19/25	6 3 times (CHI vs. WAS, 5/26/23)						
												TREB	5 NYL vs. PHO 6/19/25	10 CHI at LAS 7/14/22						
												ASTS	4 NYL vs. CON 6/1/25	5 CHI vs. ATL 6/17/22						
												STLS	2 NYL vs. GSV 5/27/25	4 2 times (CHI @ MIN, 5/19/23)						
												BLKS	1 5 times (NYL @ ATL, 6/29/25)	3 CHI at NYL 7/23/22						
												MINS	34 NYL at GSV 6/25/25	34 NYL at GSV 6/25/25						
RECENT GAMES																				
OPPONENT	W/L	MIN	FG-A	3P-A	FT-A	OR	DR	TR	A	PF	ST	TO	BS	PTS						
6/29 at ATL	L	10:58	0-1	0-0	1-2	0	0	0	0	2	0	0	1	1						
6/27 at PHO	L	15:51	1-2	0-1	0-0	0	3	3	0	2	1	1	0	2						
6/25 at GSV	W	33:41	4-10	2-5	1-2	3	0	3	0	3	0	1	1	11						
6/22 at SEA	L	21:24	5-8	2-3	0-0	0	2	2	0	4	0	1	1	12						
6/19 vs PHO	L	8:47	0-2	0-0	0-0	1	4	5	0	1	0	1	0	0						



7 Years Pro

	GP	GS	PPG	RPG	APG	SPG	BPG	MPG	FG%	3FG%	FT%		2025-26 HIGHS		CAREER HIGHS	
2025-26	15	0	3.1	2.7	0.7	0.40	0.00	9.0	.477	.200	.667	PTS	10 NYL at PHO 6/27/25	23 2 times (DAL @ NYL, 7/5/21)		
Career	196	81	7.4	4.4	1.0	0.76	0.38	18.4	.464	.194	.764	FGM	5 NYL at PHO 6/27/25	10 2 times (DAL @ WAS, 8/26/21)		
												FGA	8 NYL at PHO 6/27/25	18 CHI vs. DAL 9/8/24		
												3FGM	1 NYL vs. CON 6/1/25	1 7 times (NYL vs. CON, 6/1/25)		
												3FGA	1 5 times (NYL vs. ATL, 6/17/25)	2 2 times (CHI @ CON, 9/19/24)		
												FTM	2 NYL at SEA 6/22/25	8 DAL vs. IND 8/20/21		
												FTA	2 3 times (NYL @ SEA, 6/22/25)	10 LVA vs. PHO 5/19/17		
												OREB	3 NYL at WAS 6/5/25	7 DAL at CON 8/18/19		
												DREB	5 2 times (NYL @ ATL, 6/29/25)	11 CHI at NYL 7/11/24		
												TREB	6 2 times (NYL @ ATL, 6/29/25)	13 3 times (DAL @ CON, 8/18/19)		
												ASTS	2 2 times (NYL @ ATL, 6/29/25)	6 LVA vs. CHI 6/30/17		
												STLS	3 NYL vs. CON 6/1/25	4 3 times (DAL vs. MIN, 5/21/22)		
												BLKS	--	5 DAL at ATL 5/24/19		
												MINs	21 NYL at ATL 6/29/25	38 DAL at WAS 8/28/21		
RECENT GAMES																
OPPONENT	W/L	MIN	FG-A	3P-A	FT-A	OR	DR	TR	A	PF	ST	TO	BS	PTS		
6/29 at ATL	L	21:00	4-6	0-0	0-0	1	5	6	2	2	1	2	0	8		
6/27 at PHO	L	14:44	5-8	0-0	0-0	1	4	5	0	0	0	1	0	10		
6/25 at GSV	W	4:53	0-0	0-0	0-0	0	0	0	1	1	0	0	0	0		
6/22 at SEA	L	05:04	0-2	0-0	2-2	0	2	2	1	2	0	0	0	2		
6/19 vs. PHO	L	03:46	0-0	0-0	1-2	0	0	0	0	2	0	0	0	1		



#20 Sabrina Ionescu

Guard • 5-11 • 165lbs • 27 • Oregon/USA

5 Years Pro

WNBA Champion with New York Liberty (2024). All-WNBA Second Team (2022, 2023, 2024). WNBA All-Star (2022, 2023, 2024). Olympic Gold Medalist (2024). (she/her/hers)

	GP	GS	PPG	RPG	APG	SPG	BPG	MPG	FG%	3FG%	FT%								
2025-26	15	15	18.6	4.0	5.1	1.53	0.40	30.9	.401	.328	.931								
Career	158	154	16.6	5.5	5.9	0.99	0.35	31.4	.404	.360	.909								
POINTS												REB		AST		BLK		STL	
	10+	20+	30+	10+	10+	3+	3+		DBL-DBL	TPL-DBL									
2025-26	12	6	2	--	--	--	3		--	--									
RECENT GAMES																			
OPPONENT	W/L	MIN	FG-A	3P-A	FT-A	OR	DR	TR	A	PF	ST	TO	BS	PTS					
6/29 at ATL	L	32:26	5-15	3-7	1-1	0	4	4	3	2	0	5	0	14					
6/27 at PHO	L	26:23	2-9	1-2	4-4	0	0	0	7	0	1	0	0	9					
6/25 at GSV	W	29:12	1-11	1-7	8-8	1	6	7	4	2	1	1	1	11					
6/22 at SEA	L																		
DND - Injury																			
6/19 vs. PHO	L	34:52	3-16	1-10	9-9	1	5	6	6	1	3	5	0	16					

2025-26 HIGHS		CAREER HIGHS	
PTS	34 2 times (NYL vs. ATL, 6/17/25)	37 NYL at ATL 6/9/23	
FGM	12 NYL vs. ATL 6/17/25	13 NYL vs. MIN 6/5/22	
FGA	21 NYL vs. GSV 5/29/25	24 NYL vs. MIN 6/5/22	
3FGM	6 NYL vs. GSV 5/29/25	8 NYL at ATL 6/9/23	
3FGA	15 NYL vs. GSV 5/29/25	15 NYL vs. GSV 5/29/25	
FTM	9 NYL vs. PHO 6/19/25	12 NYL at DAL 8/8/22	
FTA	9 2 times (NYL vs. PHO, 6/19/25)	12 NYL at DAL 8/8/22	
OREB	2 NYL vs. ATL 6/17/25	6 NYL vs. SEA 7/25/23	
DREB	7 NYL vs. LVA 5/17/25	13 NYL vs. CHI 6/12/22	
TREB	7 3 times (NYL @ GSV, 6/25/25)	13 3 times (NYL @ LVA, 7/6/22)	
ASTS	7 3 times (NYL @ PHO, 6/27/25)	16 NYL vs. PHO 7/31/22	
STLS	4 NYL vs. CHI 6/10/25	4 2 times (NYL vs. CHI, 6/10/25)	
BLKS	2 2 times (NYL vs. CHI, 6/10/25)	3 2 times (NYL vs. MIN, 7/28/23)	
MIN	38 NYL vs. ATL 6/17/25	42 NYL vs. ATL 6/30/22	



#23 Marine Johannès

Guard • 5-10 • 134lbs • 30 • /France

3 Years Pro

Olympic Silver Medalist (2024). FIBA EuroCup Women Champion (2023). FIBA EuroCup Women Most Valuable Player (2023). WNBA-Best Three-Point Percentage (43.7%) Among Players with 100-Plus Attempts in 2022. (she/her/hers)

	GP	GS	PPG	RPG	APG	SPG	BPG	MPG	FG%	3FG%	FT%				
2025-26	16	1	7.0	2.4	1.3	0.81	0.25	18.8	.442	.355	.500	PTS	18 NYL vs. GSV 5/27/25	23 NYL vs. SEA 6/19/22	
Career	94	16	7.9	1.7	2.2	0.62	0.13	20.4	.437	.388	.797	FGM	7 NYL at SEA 6/22/25	9 NYL vs. SEA 6/19/22	
												FGA	13 NYL at SEA 6/22/25	15 NYL vs. ATL 6/13/23	
												3FGM	6 NYL vs. GSV 5/27/25	6 2 times (NYL vs. GSV, 5/27/25)	
												3FGA	11 NYL vs. GSV 5/27/25	11 NYL vs. GSV 5/27/25	
												FTM	1 NYL at PHO 6/27/25	5 NYL vs. CON 9/1/23	
2025-26	5	--	--	--	--	--	--	2	--	--	--	FTA	2 NYL at PHO 6/27/25	6 NYL vs. CON 9/1/23	
												OREB	2 2 times (NYL vs. ATL, 6/17/25)	4 NYL vs. CON 8/30/19	
												DREB	5 NYL at SEA 6/22/25	5 3 times (NYL @ SEA, 6/22/25)	
												TREB	6 NYL vs. ATL 6/17/25	6 2 times (NYL vs. ATL, 6/17/25)	
												ASTS	6 NYL vs. CON 6/1/25	9 NYL at LVA 7/6/22	
												STLS	4 NYL vs. GSV 5/27/25	4 2 times (NYL vs. GSV, 5/27/25)	
												BLKS	14 4 times (NYL @ SEA, 6/22/25)	2 NYL at CON 7/24/19	
												MINS	36 NYL at SEA 6/22/25	38 NYL vs. ATL 6/30/22	
RECENT GAMES															
OPPONENT	W/L	MIN	FG-A	3P-A	FT-A	OR	DR	TR	A	PF	ST	TO	BS	PTS	
6/29 at ATL	L	10:57	2-3	2-3	0-0	1	1	2	1	2	0	0	0	6	
6/27 at PHO	L	17:36	3-5	3-5	1-2	0	3	3	2	2	3	2	0	10	
6/25 at GSV	W	17:48	4-6	3-5	0-0	1	4	5	1	1	1	1	0	11	
6/22 at SEA	L	36:09	7-13	3-9	0-0	0	5	5	1	1	1	4	1	17	
6/19 vs. PHO	L	21:48	3-8	0-5	0-0	0	2	2	0	2	1	0	1	6	



#35 Jonquel Jones

Center • 6-6 • 215lbs • 31 • George Washington/Bahamas

9 Years Pro

WNBA Champion & Finals Most Valuable Player with New York Liberty (2024). Commissioner's Cup Most Valuable Player (2023). All-WNBA Second Team (2017, 2019, 2022, 2024). All-WNBA Defensive Team (2019, 2021, 2022, 2024). (she/her/hers)

	GP	GS	PPG	RPG	APG	SPG	BPG	MPG	FG%	3FG%	FT%	2025-26 HIGHS				CAREER HIGHS				
2025-26	9	9	12.1	9.6	2.3	0.56	1.11	22.9	.475	.438	.655	PTS	26 NYL at IND 5/24/25				34 NYL at LVA 6/15/24			
Career	281	236	13.3	8.5	1.9	0.83	1.35	25.5	.515	.378	.788	FGM	9 NYL at IND 5/24/25				12 3 times (NYL @ LVA, 6/15/24)			
												FGA	15 NYL at IND 5/24/25				23 CON at CHI 6/29/22			
												3FGM	3 2 times (NYL vs. CON, 6/1/25)				5 2 times (CON vs. MIN, 8/17/18)			
												3FGA	6 NYL at WAS 5/30/25				9 CON at CHI 6/29/22			
												FTM	6 NYL at IND 5/24/25				11 CON vs. DAL 8/12/17			
2025-26	7	1	--	6	--	1	--	--	6	--	--	FTA	7 NYL at IND 5/24/25				14 CON vs. DAL 8/12/17			
												OREB	4 3 times (NYL vs. ATL, 6/17/25)				10 CON vs. LAS 6/27/17			
												DREB	15 NYL at WAS 5/30/25				16 2 times (CON @ NYL, 7/11/21)			
												TREB	18 NYL at WAS 5/30/25				22 2 times (CON @ LAS, 5/31/19)			
												ASTS	6 NYL vs. LVA 5/17/25				8 NYL vs. LAS 6/20/24			
												STLS	2 NYL at WAS 5/30/25				5 2 times (CON @ CHI, 6/29/22)			
												BLKS	4 NYL at CHI 5/22/25				6 CON vs. LVA 8/23/19			
												MINS	36 NYL at IND 5/24/25				41 CON at SEA 5/25/21			
RECENT GAMES																				
OPPONENT	W/L	MIN	FG-A	3P-A	FT-A	OR	DR	TR	A	PF	ST	TO	BS	PTS						
6/29 at ATL	L														Inactive - Injury					
6/27 at PHO	L														DND - Injury					
6/25 at GSV	W														Inactive - Injury					
6/22 at SEA	L														NWT - Injury					
6/19 vs. PHO	L	8:52	1-1	0-0	0-0	0	4	4	0	0	0	2	1	2						



#8 Nyara Sabally

Center • 6-5 • 204lbs • 25 • Oregon/Germany

2 Years Pro

Women's Basketball Super League Champion with Fenerbahçe S.K. (2025). WNBA Champion with New York Liberty (2024). Olympian (2024). (she/her/hers)

	GP	GS	PPG	RPG	APG	SPG	BPG	MPG	FG%	3FG%	FT%	2025-26 HIGHS			CAREER HIGHS		
2025-26	10	7	6.9	5.3	0.7	0.90	0.80	20.4	.519	.000	.714	PTS	16 NYL at PHO 6/27/25	16 NYL at PHO 6/27/25			
Career	69	7	4.0	3.3	0.4	0.52	0.49	11.8	.515	.133	.720	FGM	6 NYL at PHO 6/27/25	6 NYL at PHO 6/27/25			
												FGA	12 NYL at IND 6/14/25	12 NYL at IND 6/14/25			
POINTS												3FGM			1 2 times (NYL vs. CHI, 6/4/23)		
	10+	20+	30+	10+	10+	3+	3+	DBL-DBL	TPL-DBL			3FGA			3 NYL at IND 6/14/25		
2025-26	2	--	--	--	--	--	1	--	--			FTM			4 NYL at PHO 6/27/25		
												FTA			6 NYL at WAS 9/17/24		
RECENT GAMES												7 NYL at PHO 6/27/25			7 2 times (NYL @ PHO, 6/27/25)		
OPPONENT	W/L	MIN	FG-A	3P-A	FT-A	OR	DR	TR	A	PF	ST	TO	BS	PTS	OREB		
6/29 at ATL	L	24:43	0-2	0-0	0-0	1	3	4	1	3	0	0	0	0	4 2 times (NYL @ IND, 6/14/25)		
6/27 at PHO	L	21:55	6-7	0-0	4-7	3	3	6	0	0	0	0	0	16	4 3 times (NYL @ IND, 6/14/25)		
6/25 at GSV	W	15:44	1-4	0-0	1-2	3	1	4	1	3	0	0	1	3	8 2 times (NYL @ LAS, 8/28/24)		
6/22 at SEA	L	30:48	3-9	0-1	2-2	2	7	9	0	1	0	3	2	8	10 NYL at LAS 8/28/24		
6/19 vs. PHO	L	26:51	3-6	0-0	1-3	2	5	7	0	3	0	3	0	7	3 NYL at LAS 8/15/24		
RECENT GAMES												4 NYL at IND 6/14/25			4 NYL at IND 6/14/25		
															2 3 times (NYL @ SEA, 6/22/25)		
															2 9 times (NYL @ SEA, 6/22/25)		
															31 NYL at SEA 6/22/25		
															31 NYL at SEA 6/22/25		



#0 Jaylyn Sherrod

Guard • 5-7 • 125lbs • 23 • Colorado/USA

1 Year Pro

WNBA Champion with New York Liberty (2024). USA Basketball 3x3 Women's National Team development camp invitee (2024). Three-Time Pac-12 All-Defensive selection with Colorado. (she/her/hers)

	GP	GS	PPG	RPG	APG	SPG	BPG	MPG	FG%	3FG%	FT%					2025-26 HIGHS		CAREER HIGHS	
2025-26	13	0	1.5	0.8	0.6	0.69	0.00	6.9	.263	.200	.778	PTS	8 NYL at SEA 6/22/25				8 2 times (NYL @ SEA, 6/22/25)		
Career	23	0	1.7	0.6	0.6	0.52	0.04	5.5	.364	.250	.667	FGM	2 2 times (NYL @ SEA, 6/22/25)				3 NYL vs. ATL 9/19/24		
												FGA	5 NYL vs. CON 6/1/25				5 2 times (NYL vs. CON, 6/1/25)		
												3FGM	1 2 times (NYL @ SEA, 6/22/25)				1 4 times (NYL @ SEA, 6/22/25)		
												3FGA	3 2 times (NYL @ SEA, 6/22/25)				3 2 times (NYL @ SEA, 6/22/25)		
												FTM	3 NYL at SEA 6/22/25				3 NYL at SEA 6/22/25		
												FTA	3 2 times (NYL @ SEA, 6/22/25)				4 NYL vs. ATL 9/19/24		
												OREB	1 2 times (NYL vs. CHI, 6/10/25)				1 4 times (NYL vs. CHI, 6/10/25)		
												DREB	3 NYL at SEA 6/22/25				3 NYL at SEA 6/22/25		
												TREB	3 NYL at SEA 6/22/25				3 NYL at SEA 6/22/25		
												ASTS	3 NYL at SEA 6/22/25				3 NYL at SEA 6/22/25		
												STLS	3 NYL vs. CON 6/1/25				3 NYL vs. CON 6/1/25		
												BLKS	-				1 NYL vs. DAL 8/22/24		
												MINS	18 NYL vs. CON 6/1/25				18 NYL vs. CON 6/1/25		
RECENT GAMES																			
OPPONENT	W/L	MIN	FG-A	3P-A	FT-A	OR	DR	TR	A	PF	ST	TO	BS	PTS					
6/29 at ATL	L	9:05	0-1	0-1	0-0	0	1	1	0	1	0	1	0	0					
6/27 at PHO	L	10:51	0-1	0-0	2-2	0	1	1	0	0	2	2	0	2					
6/25 at GSV	W	03:54	0-0	0-0	0-0	0	0	0	0	1	0	0	0	0					
6/22 at SEA	L	14:22	2-4	1-3	3-3	0	3	3	3	2	2	0	0	8					
6/19 vs. PHO	L	2:57	0-0	0-0	0-0	0	0	0	0	2	0	0	0	0					



#30 Breanna Stewart


Forward • 6-4 • 170lbs • 30 • Connecticut/USA

9 Years Pro

4-time WNBA Champion (2018, 2020, 2024). All-WNBA First Team (2018, 2020, 2021, 2022, 2023, 2024). WNBA All-Star (2017, 2018, 2021, 2022, 2023, 2024). Olympic Gold Medalist (2016, 2020, 2024). Two-time WNBA MVP (2018, 2023). (she/her/hers)

	GP	GS	PPG	RPG	APG	SPG	BPG	MPG	FG%	3FG%	FT%	2025-26 HIGHS					CAREER HIGHS				
2025-26	16	16	20.8	6.0	3.7	1.31	1.19	31.8	.509	.216	.818	PTS	35 NYL vs. PHO 6/19/25	45 NYL vs. IND 5/21/23							
Career	251	251	21.0	8.5	3.2	1.43	1.41	32.5	.472	.353	.836	FGM	11 NYL vs. PHO 6/19/25	15 3 times (NYL @ IND, 8/13/23)							
												FGA	19 NYL at GSV 6/25/25	28 SEA at DAL 5/22/21							
POINTS												REB		AST		BLK		STL			
	10+	20+	30+	10+	10+	3+	3+	DBL-DBL	TPL-DBL			3FGM	3 NYL vs. PHO 6/19/25	6 2 times (NYL @ MIN, 8/26/23)							
												3FGA	6 NYL at ATL 6/29/25	10 NYL at IND 8/13/23							
2025-26	16	9	1	2	--	1	4	2			--	FTM	15 NYL vs. GSV 5/29/25	15 2 times (NYL vs. GSV, 5/29/25)							
												FTA	19 NYL vs. GSV 5/29/25	19 NYL vs. GSV 5/29/25							
RECENT GAMES												OREB	2 3 times (NYL @ ATL, 6/29/25)	6 2 times (NYL vs. MIN, 9/15/24)							
OPPONENT	W/L	MIN	FG-A	3P-A	FT-A	OR	DR	TR	A	PF	ST	TO	BS	PTS	DREB	10 NYL at WAS 6/5/25	17 SEA at LVA 8/22/20				
6/29 at ATL	L	34:05	7-18	1-6	6-7	2	7	9	4	3	2	3	2	21	TREB	11 NYL at WAS 6/5/25	18 2 times (NYL vs. MIN, 9/15/24)				
6/27 at PHO	L	31:09	7-13	0-3	3-4	0	5	5	4	3	1	3	0	17	ASTS	7 2 times (NYL @ SEA, 6/22/25)	9 2 times (SEA @ LAS, 9/4/20)				
6/25 at GSV	W	37:17	9-19	2-4	3-3	1	9	10	3	1	1	2	2	23	STLS	3 4 times (NYL vs. PHO, 6/19/25)	6 2 times (NYL vs. CON, 5/27/23)				
6/22 at SEA	L	36:38	6-14	0-2	6-7	2	7	9	7	1	0	5	2	18	BLKS	3 NYL vs. GSV 5/29/25	6 2 times (NYL vs. LAS, 6/22/24)				
6/19 vs. PHO	L	37:13	11-17	3-4	10-11	0	3	3	2	1	3	6	0	35	MINS	38 NYL at IND 6/14/25	41 SEA vs. CHI 5/25/18				





22
KENNEDY BURKE
GUARD




9
NATASHA CLOUD
GUARD



1
MARQUESHA DAVIS
GUARD




13
LEONIE FIEBICH
FORWARD




7
REBEKAH GARDNER
GUARD




21
ISABELLE HARRISON
FORWARD



20
SABRINA IONESCU
GUARD



23
MARINE JOHANNÈS
GUARD



35
JONQUEL JONES
CENTER



8
NYARA SABALLY
CENTER



0
JAYLYN SHERROD
GUARD



30
BREANNA STEWART
FORWARD



PLAYER MILESTONES AND ATTENDANCE SUMMARY



PLAYER	FTM	N	DA	PTS	N	DA	REB	N	DA	AST	N	DA	STL	N	DA	BLK	N	DA	GAMES	N	DA	3FGM	N	DA
Ionescu, S.	500	29	--	2,500	--	6/14/25	1,000	132	--	1,000	73	--	100	--	5/20/24	--	--	--	100	--	8/24/23	500	83	--
Burke, K.	100	--	6/14/25	500	--	7/6/24	250	9	--	100	--	5/29/25	100	5	--	--	--	--	100	--	6/2/24	100	10	--
Stewart, B.	1,400	41	--	6,000	249	--	2,500	133	--	900	22	--	400	11	--	500	98	--	300	23	--	500	56	--
Cloud, N.	600	81	--	2,500	--	5/24/25	1,000	11	--	1,700	74	--	300	--	5/27/25	--	--	--	300	--	6/25/25	300	4	--
Davis, K.	--	--	--	--	--	--	--	--	--	--	--	--	--	--	--	--	--	--	--	--	--	--	--	--
Davis, M.	--	--	--	--	--	--	--	--	--	--	--	--	--	--	--	--	--	--	--	--	--	--	--	--
Fiebich, L.	--	--	--	--	--	--	--	--	--	--	--	--	--	--	--	--	--	--	--	--	--	--	--	--
Gardner, R.	--	--	--	--	--	--	--	--	--	--	--	--	--	--	--	--	--	--	--	--	--	--	--	--
Harrison, I.	300	--	9/17/24	1,500	--	6/30/24	1,250	249	--	200	--	7/11/24	200	34	--	100	7	--	200	--	9/13/24	--	--	--
Johannès, M.	--	--	--	500	--	7/23/23	--	--	--	200	--	6/10/25	--	--	--	--	--	--	100	6	--	200	37	--
Jones, J.	800	97	--	4,000	228	--	2,500	95	--	600	65	--	200	--	9/3/23	400	19	--	300	16	--	300	--	9/12/24
Sabally, N.	--	--	--	--	--	--	250	22	--	--	--	--	--	--	--	--	--	--	--	--	--	--	--	--
Sherrod, J.	--	--	--	--	--	--	--	--	--	--	--	--	--	--	--	--	--	--	--	--	--	--	--	--

"N" = Needs, "DA" = Date Acquired

NEW YORK LIBERTY Attendance Summary (As of July 2, 2025)

top 10 home attendance				top 10 away attendance			
ATTENDANCE	DATE	OPPONENT	RESULT	ATTENDANCE	DATE	OPPONENT	RESULT
17,758	7/11/2024	Chicago Sky	W, 91-76	18,064	6/25/2025	Golden State Valkyries	W, 81-78
17,735	5/18/2024	Indiana Fever	W, 91-80	17,274	7/6/2024	Indiana Fever	L, 83-78
17,415	6/1/2025	Connecticut Sun	W, 100-52	17,274	6/14/2025	Indiana Fever	L, 102-88
17,401	6/2/2024	Indiana Fever	W, 104-68	17,274	5/24/2025	Indiana Fever	W, 90-88
17,344	5/17/2025	Las Vegas Aces	W, 92-78	17,274	5/16/2024	Indiana Fever	W, 102-66
16,383	6/19/2025	Phoenix Mercury	L, 89-81	15,800	8/30/2024	Seattle Storm	W, 98-85
16,081	6/10/2025	Chicago Sky	W, 85-66	13,106	8/19/2018	Phoenix Mercury	L, 96-85
15,393	9/8/2024	Las Vegas Aces	W, 75-71	12,500	6/22/2025	Seattle Storm	L, 89-79
15,149	6/17/2025	Atlanta Dream	W, 86-81	12,009	6/27/2025	Phoenix Mercury	L, 106-91
14,951	5/29/2025	Golden State Valkyries	W, 82-77	11,724	8/6/2022	Phoenix Mercury	L, 76-62

OVERALL HOME ATTENDANCE (Regular Season only)

YEAR	GAMES	TOTAL	AVERAGE
2018	17	47,988	2,823
2019	17	38,067	2,239
2020	11	0	0
2021	16	28,113	1,757
2022	18	95,882	5,327
2023	20	155,535	7,777
2024	20	254,590	12,730
2025	7	112,097	16,014

OVERALL AWAY ATTENDANCE (Regular Season only)

YEAR	GAMES	TOTAL	AVERAGE
2018	17	127,214	7,483
2019	17	111,991	6,588
2020	11	0	0
2021	16	31,805	1,988
2022	18	106,202	5,900
2023	20	137,366	6,868
2024	20	180,403	9,020
2025	9	97,811	10,868

