



New York Liberty (17-6) vs. Los Angeles Sparks (10-14)



Saturday, July 26th, 2025 — Barclays Center — 7:00 pm EDT — Regular Season Game #24 — Home Game #15

Local Television: My9 | National Television: NBA TV | Streaming: Liberty Live, FOX Local

Follow the Liberty PR Department on X: @nylibertyPR and @NYL_Stats

2024 WNBA CHAMPIONS | 2023 COMMISSIONER'S CUP CHAMPIONS

LAST GAME STARTERS

PLAYER / 2025-26 REGULAR SEASON AVERAGES

#13 Leonie Fiebich F • 6-4 • /Germany • 2nd Season

GP/GS	PPG	RPG	APG	SPG	BPG	MPG
16/16	9.3	4.1	1.2	0.9	0.5	27.3

#30 Breanna Stewart F • 6-4 • Connecticut/USA • 9th Season

GP/GS	PPG	RPG	APG	SPG	BPG	MPG
23/23	19.0	6.8	4.0	1.5	1.4	32.7

#35 Jonquel Jones C • 6-6 • George Washington/Bahamas • 9th Season

GP/GS	PPG	RPG	APG	SPG	BPG	MPG
11/11	13.4	9.6	2.2	0.5	1.1	23.4

#20 Sabrina Ionescu G • 5-11 • Oregon/USA • 5th Season

GP/GS	PPG	RPG	APG	SPG	BPG	MPG
22/22	18.9	4.5	5.8	1.4	0.5	31.1

#9 Natasha Cloud G • 5-10 • St. Joseph's (PA)/USA • 10th Season

GP/GS	PPG	RPG	APG	SPG	BPG	MPG
22/22	9.9	3.6	5.7	1.4	0.3	28.3

Leonie Fiebich (Lay-oh-knee FEE-bich ["ich" like "rich"]); **Sabrina Ionescu** (yo-NESS-coo); **Marine Johannès** (Jo-han-ess); **Nyara Sabally** (Knee-ARE-uh SAH-buh-lee); **Jaylyn Sherrod** (SURE-rod); **Breanna Stewart** (bree-ANN-uh [NOT bree-ON-uh]); **Stephanie Talbot** (Tahl-bit)

2025-26 REGULAR SEASON LIBERTY RECORDS

	RECORD	HOME	ROAD	OT
OVERALL	17-6	12-2	5-4	--
WESTERN	7-4	6-2	1-2	--
EASTERN	10-2	6-0	4-2	--

STREAKS

OVERALL	Won 5
HOME	Won 5
ROAD	Lost 2

MATCHUP QUICK HITS

The New York Liberty face the Los Angeles Sparks on Saturday in the second half of their second back-to-back of the season. After defeating the Sparks 89-79 at Barclays Center on July 3, the Liberty have extended their home winning streak against Los Angeles to six games, dating back to Aug. 2, 2022.

New York enters the matchup with the longest win streak in the WNBA currently—five straight victories beginning with a July 8 win over the Las Vegas Aces. The Liberty's July 25 win against the Phoenix Mercury marked a milestone for head coach Sandy Brondello, who earned her 300th career victory across regular season and playoff games. She now ranks sixth on the WNBA's all-time coaching wins list.

A win over Los Angeles would mark the Liberty's 500th regular season victory, making them just the third franchise in league history to reach that milestone, joining the Sparks and the Minnesota Lynx.

In New York's most recent game, **Sabrina Ionescu** scored 12 points (5-for-9 FG) in the third quarter against Phoenix, marking her 13th quarter with 10 or more points this season—tied for the second-most in the league.

Jonquel Jones recorded the 97th double-double of her career, passing Tamika Catchings for seventh on the WNBA's all-time list. The Liberty are 29-0 when Jones posts at least 10 points and 10 rebounds.

The Liberty's bench posted a combined plus/minus of +24, compared to the Mercury's bench at -82.

New York leads the WNBA in several key categories: points per game (87.4), steals per game (8.7), three-point percentage (35.8%), and three-pointers made per game (10.1).

2025 REGULAR SEASON SCHEDULE

DATE	OPPONENT	SCORE	RECORD
5/17	vs. Aces	92-78 W	1-0
5/22	@ Sky	99-74 W	2-0
5/24	@ Fever	90-88 W	3-0
5/27	vs. Valkyries	95-67 W	4-0
5/29	vs. Valkyries	82-77 W	5-0
5/30	@ Mystics	85-63 W	6-0
6/1	vs. Sun	100-52 W	7-0
6/5	@ Mystics	86-78 W	8-0
6/10	vs. Sky	85-66 W	9-0
6/14	@ Fever	88-102 L	9-1
6/17	vs. Dream	86-81 W	10-1
6/19	vs. Mercury	81-89 L	10-2
6/22	@ Storm	79-89 L	10-3
6/25	@ Valkyries	81-78 W	11-3
6/27	@ Mercury	91-106 L	11-4
6/29	@ Dream	81-90 L	11-5
7/3	vs. Sparks	89-79 W	12-5
7/6	vs. Storm	70-79 L	12-6
7/8	vs. Aces	87-78 W	13-6
7/13	vs. Dream	79-72 W	14-6
7/16	vs. Fever	98-77 W	15-6
7/22	vs. Fever	98-84 W	16-6
7/25	vs. Mercury	89-76 W	17-6
7/26	vs. Sparks	7:00 pm	--
7/28	@ Wings	8:00 pm	--
7/30	@ Lynx	8:00 pm	--
8/1	@ Sun	7:30 pm	--
8/3	@ Sun	1:00 pm	--
8/5	vs. Wings	7:00 pm	--
8/8	@ Wings	7:30 pm	--
8/10	vs. Lynx	12:30 pm	--
8/12	@ Sparks	10:00 pm	--
8/13	@ Aces	9:30 pm	--
8/16	@ Lynx	2:00 pm	--
8/19	vs. Lynx	7:00 pm	--
8/21	vs. Sky	7:00 pm	--
8/23	@ Dream	2:00 pm	--
8/25	vs. Sun	7:00 pm	--
8/28	vs. Mystics	7:00 pm	--
8/30	@ Mercury	10:00 pm	--
9/2	@ Valkyries	10:00 pm	--
9/5	@ Storm	10:00 pm	--
9/9	vs. Mystics	7:00 pm	--
9/11	@ Sky	8:00 pm	--



NO.	PLAYER	POS.	HT.	BIRTHDATE	PRIOR TO WNBA/HOME COUNTRY	WNBA EXP.
22	Kennedy Burke	G	6-1	02/14/1997	UCLA/USA	5
9	Natasha Cloud	G	5-10	02/22/1992	St. Joseph's (PA)/USA	10
13	Leonie Fiebich	F	6-4	01/10/2000	/Germany	2
7	Rebekah Gardner	G	6-1	07/09/1990	UCLA/USA	2
21	Isabelle Harrison	F	6-3	09/27/1993	Tennessee/USA	7
20	Sabrina Ionescu	G	5-11	12/06/1997	Oregon/USA	5
23	Marine Johannès	G	5-10	01/21/1995	/France	3
35	Jonquel Jones	C	6-6	01/05/1994	George Washington/Bahamas	9
8	Nyara Sabally	C	6-5	02/26/2000	Oregon/Germany	2
0	Jaylyn Sherrod	G	5-7	10/21/2001	Colorado/USA	1
30	Breanna Stewart	F	6-4	08/27/1994	Connecticut/USA	9
6	Stephanie Talbot	F	6-2	06/15/1994	/Australia	6

STAFF

Head Coach	Sandy Brondello (she/her)
Assistant Coach	Olaf Lange (he/him)
Assistant Coach	Sonia Raman (she/her)
Assistant Coach	Zach O'Brien (he/him)
Head Athletic Trainer	Theresa Acosta (she/her)

PRONUNCIATION GUIDE

Leonie Fiebich (Lay-oh-knee FEE-bich ["ich" like "rich"]); **Sabrina Ionescu** (yo-NESS-coo); **Marine Johannès** (Jo-han-ess); **Nyara Sabally** (Knee-ARE-uh SAH-buh-lee); **Jaylyn Sherrod** (SURE-rod); **Breanna Stewart** (bree-ANN-uh [NOT bree-ON-uh]); **Stephanie Talbot** (Tahl-bit)
Coaches: **Sandy Brondello** (braun-DELL-oh), **Olaf Lange** (Lang)

HOW THE LIBERTY WERE BUILT

FREE AGENTS

2025 - Kennedy Burke (Re-signed with the New York Liberty on February, 1, 2025.)
- Isabelle Harrison (Signed as free agent on Feb. 21, 2025.)
- Marine Johannès (Re-signed with the New York Liberty on Mar. 21, 2025.)
- Stephanie Talbot (Signed with the New York Liberty on July 21, 2025.)
2024 - Jaylyn Sherrod (Signed rest of season contract on Aug. 16, 2024.)
2023 - Breanna Stewart (Re-signed with the New York Liberty on March 26, 2025.)

OBTAINED VIA TRADE

2024 - Natasha Cloud (Acquired via trade from CON on March 16, 2025)
- Rebekah Gardner (Acquired via trade from CHI in 2024)
2023 - Leonie Fiebich (Acquired player rights from CHI via four-team trade)
- Jonquel Jones (Re-signed with New York Liberty February 16, 2024)

OBTAINED VIA DRAFT

2022 - Nyara Sabally (Drafted No. 5 overall in 2022 WNBA Draft)
2020 - Sabrina Ionescu (Re-signed with New York Liberty on May 15, 2023)

NUMERICAL ROSTER

0 Jaylyn Sherrod	20 Sabrina Ionescu
6 Stephanie Talbot	21 Isabelle Harrison
7 Rebekah Gardner	22 Kennedy Burke
8 Nyara Sabally	23 Marine Johannès
9 Natasha Cloud	30 Breanna Stewart
13 Leonie Fiebich	35 Jonquel Jones

STATUS REPORT

Nyara Sabally - OUT (rest)

LIBERTY PREGAME AVAILABILITY: 90-60 Minutes on Game Clock (Begins at 5:28:30 PM ET)

90-75 Minutes	80-65 Minutes	75-60 Minutes
Kennedy Burke	Sabrina Ionescu	Jonquel Jones
Natasha Cloud	Breanna Stewart	Leonie Fiebich
Rebekah Gardner		
Marine Johannès		
Isabelle Harrison		
Jaylyn Sherrod		
Stephanie Talbot		



WOMEN'S NATIONAL BASKETBALL ASSOCIATION

OFFICIAL SCORER'S REPORT
FINAL BOX

Friday, July 25, 2025 Barclays Center, Brooklyn, NY
 Officials: #86 Angelica Suffren, #39 Michael Price, #25 Kelly Broomfield

Game Duration: 2:07
 Attendance: 17515 (Sellout)

VISITOR: Phoenix Mercury (15-9)

	POS	MIN	FG	FGA	3P	3PA	FT	FTA	OR	DR	TOT	A	PF	ST	TO	BS	+/-	PTS
0 Satou Sabally	F	22:29	3	13	0	6	0	0	1	4	5	3	4	0	2	0	-1	6
25 Alyssa Thomas	F	34:45	8	15	0	0	4	6	4	9	13	8	2	2	3	0	-3	20
4 Natasha Mack	C	17:40	4	4	0	0	1	2	1	1	2	0	2	1	0	2	10	9
2 Kahleah Copper	G	24:20	6	12	2	5	0	0	0	3	3	0	2	0	4	0	4	14
8 Monique Akoa Makani	G	22:41	4	10	1	3	0	2	1	1	2	4	2	0	1	1	7	9
14 DeWanna Bonner		25:41	3	9	2	6	1	2	1	3	4	2	2	1	1	0	-20	9
9 Kitija Laksa		17:34	0	3	0	1	0	0	1	1	2	0	2	1	1	0	-25	0
33 Sami Whitcomb		24:23	2	9	1	8	1	1	0	2	2	3	1	0	1	0	-19	6
1 Lexi Held		10:27	1	2	1	1	0	0	0	0	0	2	2	0	1	0	-18	3
21 Kalani Brown		DNP - Coach's Decision																
24 Kathryn Westbrook		DNP - Coach's Decision																
23 Kiana Williams		DNP - Coach's Decision																
200:00			31	77	7	30	7	13	9	24	33	22	19	5	14	3	-13	76
			40.3%		23.3%		53.8%		TM REB: 11		TOT TO: 15 (16 PTS)							

HOME: NEW YORK LIBERTY (17-6)

	POS	MIN	FG	FGA	3P	3PA	FT	FTA	OR	DR	TOT	A	PF	ST	TO	BS	+/-	PTS
13 Leonie Fiebich	F	30:55	4	6	3	4	2	2	0	5	5	2	4	2	4	0	-3	13
30 Breanna Stewart	F	31:12	3	12	0	3	0	0	3	5	8	5	1	2	3	2	9	6
35 Jonquel Jones	C	28:56	5	14	1	4	9	9	4	7	11	1	1	1	1	1	7	20
20 Sabrina Ionescu	G	34:29	11	21	4	11	3	3	1	4	5	8	2	1	5	1	8	29
9 Natasha Cloud	G	28:55	2	7	1	4	5	6	0	4	4	3	4	1	1	1	20	10
22 Kennedy Burke		21:59	1	5	0	3	2	2	0	2	2	2	1	1	1	2	16	4
23 Marine Johannès		15:59	2	2	1	1	0	0	0	2	2	0	2	0	0	1	15	5
7 Rebekah Gardner		02:56	0	0	0	0	0	0	0	0	0	1	1	0	0	0	1	0
6 Stephanie Talbot		03:46	1	2	0	1	0	0	0	0	0	0	2	0	1	0	-8	2
0 Jaylyn Sherrod		00:53	0	0	0	0	0	0	0	0	0	0	0	0	0	0	0	0
21 Isabelle Harrison		DNP - Coach's Decision																
8 Nyara Sabally		DND - Rest																
200:00			29	69	10	31	21	22	8	29	37	22	18	8	16	8	13	89
			42%		32.3%		95.5%		TM REB: 12		TOT TO: 19 (24 PTS)							

SCORE BY PERIOD	1	2	3	4	FINAL
Mercury	27	19	13	17	76
LIBERTY	23	23	21	22	89

Inactive: Mercury -

Inactive: Liberty -

Points in the Paint: Mercury 32 (16/33), LIBERTY 30 (15/28)

2nd Chance Points: Mercury 10 (4/11), LIBERTY 21 (7/11)

Fast Break Points: Mercury 6 (3/9), LIBERTY 8 (3/8)

Biggest Lead: Mercury 12, LIBERTY 18

Lead Changes: 3

Times Tied: 4





A Recap of New York's Historic 2024 Playoff Run

First Round Sweep

The New York Liberty's playoff path began with a best-of-three series against the Atlanta Dream. The Liberty swept Atlanta via back-to-back wins at Barclays Center.

Game 1 was dominated by the Liberty, who were up by as much as 22 points and never relinquished their lead. Sabrina Ionescu and rookie Leonie Fiebich led the team in scoring, each putting up 25 points. Fiebich also became the first ever rookie with 4+ 3PM in a playoff game without a miss. Breanna Stewart put up a 24-11 double-double and got up for three blocks as the team held the Dream to shooting 18.8% from three.

Sweeping the series with a Game 2 win, New York grinded out a 9.1 net rating, with every starter finishing with a positive plus/minus. With a Sabrina Ionescu 36-point night, which tied the franchise's single-game playoff scoring record, and a Jonquel Jones 20-point, 13 rebound double-double, the Liberty fended off Atlanta's attempt to even the series.

Feeling Lucky in Las Vegas

In the 2024 Semifinals against the Las Vegas Aces, New York continued their defense of home court in the post season. With three players scoring in double figures, the Liberty powered past the Aces in Game 1. After a Jonquel Jones made three less than two minutes into the game to the final buzzer, New York held the lead in a wire-to-wire victory.

A Game 2 win featured every starter earning a defensive rating equal to or above 100.0. Sabrina Ionescu led the way with 24 points and nine rebounds.

Playing a second game in Michelob Ultra Arena after a Game 3 loss, the Liberty were determined to end the series with a Game 4 win. On the back of a Breanna Stewart double-double, the Liberty closed out the series with a resounding 14-point win.

A Finals Series for the Ages

New York's second Finals appearance in two years began with hosting the first two games in Barclays Center. After a Game 1 loss in overtime, the Liberty stormed through Game



2 to victory, shooting 45.8% from three and building up a lead by as much as 17 points. In the first two matchups, Jonquel Jones amassed a combined 38 points and 19 rebounds.

Hitting the road for Minnesota, the Liberty battled for a Game 3 win with Breanna Stewart racking up a 30-point double-double. Stewart, Betnijah Laney-Hamilton, Jonquel Jones, Sabrina Ionescu and Nyara Sabally combined for nine blocks, matching the franchise record for most blocks in a playoff game. Sabrina Ionescu called game, sinking a game-winning 28-foot 3-pointer with one second left on the shot clock.

A close Game 4 loss despite 21 points from Jones set the stage for the Game 5 face-off in Brooklyn with the series tied at 2-2. Leading the team, Jones scored 17 points and Stewart put up 3 blocks. Nyara Sabally and Leonie Fiebich combined for 26 points, including a key 5 points in overtime that guaranteed the New York Liberty their first WNBA title in franchise history and the city's first basketball title in over 50 years. Jonquel Jones was awarded the 2024 Finals Most Valuable Player award after tallying 89 points, 38 rebounds, 11 assists and 4 blocks in the series.

All Eyes on the Liberty

A New York Liberty attendance record was set when over 18,000 fans gathered in the arena to watch the Liberty bring New York its first

professional basketball championship since 1973.

The Finals series averaged 1.6 million viewers, garnering the highest rating in 25 years. This mark was a 115% increase from the 2023 WNBA Finals. Games 3, 4 and 5 were the most watched WNBA Finals games that aired on cable. Viewership for Game 5 peaked at 3.3 million, with its television rating doubling the previous record for a Game 5 Finals matchup.

Canyon of Heroes History

Thousands upon thousands of fans showered the 2024 WNBA Champions with ticker tape and support as the New York Liberty's championship parade made its way down the renowned Canyon of Heroes. The Liberty joined New York sports history as they took the famous same path taken by winners of World Cups, Stanley Cups, Super Bowls and World Series titles.

A massive crowd of seafoam gathered for the first parade celebrating a NY professional sports team since the New York Giants' Super Bowl in 2012. The parade was followed by a ceremony at City Hall with the New York Liberty receiving the key to New York City.

On May 16, the Liberty had a permanent plaque installed and unveiled at 250 Broadway Street, commemorating their spot among this city's all-time legendary championship winning teams.

Reflecting the New York Liberty's commitment to excellence and honoring Brooklyn were at the forefront of the design process for renowned bespoke diamond jewelry creator, Jason of Beverly Hills and Brooklyn-based designers, Dynasty and Soull Ogun of L'Enchanteur. The championship celebrates one of the WNBA's original franchises winning their first-ever title, New York City's first professional basketball championship since 1973 and serves as a tribute to the spirit, core values and city that the franchise represents.



More than six carats of white diamonds reflect the six years of Joe and Clara Wu Tsai's ownership of the Liberty. Eleven black diamonds represent the team's 2024 playoff wins, while 32 points of black diamonds honor the Liberty's franchise-record tying 32 regular season wins as they became the first WNBA team to win 30+ games in back-to-back seasons.



The single diamond in the trophy represents the New York Liberty's first WNBA title.



An image of a budding leaf breaking through a crack in the concrete pays homage to 'The Concrete Jungle' that the Liberty calls home while symbolizing the beginning of the Liberty's championship chapter. The 28 points of Paraiba in the leaf symbolize the team's 28 seasons in the WNBA. Each player's name and jersey number complete the shank's design.



The top of the championship ring unscrews to reveal a recreation of the New York Liberty court with the team's record in each playoff series in their title run. Underneath the ring's top are a pair of earrings, providing players with everyday jewelry to remind them of their historic win.



- **TOP OF THE CHARTS:** The Liberty leads the WNBA in various categories this season, including points per game (87.4), threes made per game (10.1), 3-point percentage (35.3%), points off turnovers per game (18.2) and steals per game (8.7).
 - New York has outscored its opponents by 8.17 points per game, second only to Minnesota's 11.04 ppg advantage. The team's total margin of victory is the second-best mark in Liberty history through 23 games.
 - *See the chart for a look at the best total point differential through the first 23 games to start a season in franchise history.*
 - **Sabrina Ionescu** claimed her second WNBA STARRY® 3-Point Contest title with a 30-point performance, which is the second highest score in event history, behind only her record-setting 37 points in 2023. She joins Allie Quigley (four titles) as the only players to win the contest multiple times. **Natasha Cloud** earned her first career win in the Kia WNBA Skills Challenge, marking just the second time a New York Liberty player has won the event. With both victories, New York joins Atlanta as the only franchises to sweep the 3-Point Contest and Skills Challenge in the same year.
- **RUNNING IT UP**
 - New York has won 10 of its 23 contests by double figures, including five wins of at least 20 points.
 - The Liberty are tied with the Minnesota Lynx for the most 20+ point wins in 2025.
 - *See the chart for a look at the Liberty seasons with the most 20+ point wins.*
- **FROM DISTANCE:** *See the chart for a look at the most 3-pointers made by New York through its first 23 games of a season.*
 - The Liberty have made the third-most triples through 23 games in team history.
- **JUMPING AHEAD EARLY:** Out of 23 games, 13 of New York's first halves have ended with a tie or a Liberty lead this season. They have held double-digit leads at the break eight times and have led by 20 or more after the second quarter three times.
 - The Liberty had three halftime leads of at least 20 points three times *last regular season*.
- **CARE FOR THE ROCK:** New York ranks fourth in the WNBA in assist-to-turnover ratio (1.55).
 - The Liberty boast the second-highest assists per game mark (21.8).
- **LIBS ON DEFENSE:** The Liberty's opponents average a -8.2 plus/minus, with only Minnesota's -11.0 +/- ahead of them.
 - New York has held its opponents to the third-lowest success rate from the field (41.2%, 29.1-for-70.8), close behind Minnesota's 41.0% (27.6-for-67.2) and Golden State's 40.2% (26.6-for-66.1) opponent field goal percentage.
 - The team's 97.2 defensive rating is second in the WNBA this season following Minnesota's 94.6 defensive rating.
 - Liberty opponents average just 8.9 fast break points per game, second to only the Mystics allowing 8.3 fast break points per game.
- **CHECK IN, BALL OUT:** New York has one of the most impactful collection of reserve players in the WNBA. The Liberty's bench performance leads the league in field goal percentage (47.0%), 3-point percentage (39.2%), fast break points (3.9), and steals per game (3.0). They are in a close second-place in three made per game (3.2, PHX in first with 3.5).
 - New York's reserves have combined for 30+ points and 10+ rebounds six times in 2025 and lead the WNBA in such games. *See the chart for teams with 30-10 bench performances*
 - Shining on both ends of the court, the Liberty's bench has tallied the second-best net rating in the league (3.4) with only Minnesota's 4.3 rating ahead of them.
 - The New York bench holds opponents to a -1.9 plus/minus rating with only Minnesota's -2.1 rating allowed ranked above them.

+/-	YEAR	W-L	FINISHED
+188	2024	19-4	Champions
+188	2025	17-6	TBD
+150	2023	18-5	Runner-Up
+91	2001	16-7	Semifinalist

#	TOT GP	SEASON
6	40	2023
6	40	2024
5	23	2025
3	34	2016
3	34	2017

#	TEAM	SEASON
250	New York	2023
235	New York	2024
233	New York	2025
230	New York	2021
230	New York	2022

TEAM	RECORD
NYL	5-1
GSV	5-0
MIN	5-0
PHX	3-1
DAL	2-2





Player Notes

- **II DBL-DBLS:** On July 25, **Jonquel Jones** tallied 20 points (5-14 FG, 9-9 FT) and 11 rebounds, marking her 97th career double-double.
 - Jones has tallied a league-leading 12.9 per game plus/minus rating.
 - Since joining New York ahead of the 2023 season, Jones has tallied 29 double-doubles in the regular season, which is tied with Seattle's Nneka Ogumike for seventh-most in the league over that span.
 - New York is a perfect 29-0 in regular season games where Jones notches a double-double. She joins Vickie Johnson (4-0) and Kelsey Bone (2-0) as the only Liberty players who posted multiple double-doubles with the team and an undefeated record.
 - *See the chart for a look at where Jones ranks in career double-doubles in WNBA history.*
- | RANK | PLAYER | # |
|------|----------------------|-----------|
| 5th | Nneka Ogumike | 113 |
| 6th | A'ja Wilson | 108 |
| 7th | Jonquel Jones | 97 |
| 8th | Tamika Catchings | 96 |
- **SOPHMORE SZN:** On June 16, **Leonie Fiebich** made her 40th career start (including the postseason). Following that victory, her win total reached 34 wins, the most of any WNBA player in her first 40 starts.
 - Fiebich is shooting a league-leading 54.0% (27-for-50) from three, among qualified players. In her five-game FIBA Women's EuroBasket tournament run representing Germany, she shot 45.2% (14-for-31) from beyond the arc, the third highest success rate of players who attempted more than 25 threes. *See the chart for how Fiebich's shooting ranks compared to her WNBA peers.*
 - Her 55.3% (21-for-38) success rate for above the break threes is the best of the WNBA (min. 30 such 3FGA).
- | STAT | % | RANK |
|-------|------|------|
| 3FG % | .540 | 1st |
| EFG% | .741 | 1st |
| TS% | .762 | 1st |
- **KB FROM THREE:** Thus far in 2025, **Kennedy Burke** shot 38-of-80 (47.5%) from beyond the arc for the league's second-best 3-point success rate.
 - Burke has shot a league-best 47.0% (31-of-66) on above the break 3-pointers this season (min. 60 such 3FGA). She was 14-of-52 (26.9%) on those attempts all last season.
 - **ON CLOUD NINE:** **Natasha Cloud** opened her Liberty career on 5/17 vs. the Las Vegas Aces and became the first WNBA player to record at least 22 points, six rebounds, and nine assists in her debut with a new franchise. Upon the conclusion of the first week of play, Cloud represented the Eastern Conference when she won her first-ever WNBA Player of the Week award.
 - This season, she has ascended the WNBA's ranks of all-time assists leaders and is currently sitting in eighth place with 1,648 dimes.
 - Of players with at least 20 games under their belt this season, Cloud has the best assist/turnover ratio in the league (3.07) and the fourth-highest rate of assists per game (5.7). She is only one of two players to rank in the top five for both categories, joining MIN's Courtney Williams (ast/to: fourth, 2.64, apg: first, 6.0).
 - Cloud has tallied at least 20 points and five assists three times thus far in 2025. She is on track to surpass her current record of five such games in a season. *See the chart for Cloud's history of 20-point, five assist games.*
 - Her back-to-back 20-point performances on 6/29 and 7/3 match her longest streak of consecutive 20-point games, previously set on 7/23 and 7/26/2023.
- | YEAR | # | GP |
|-------------|----------|-----------|
| 2023 | 5 | 37 |
| 2025 | 3 | 22 |
| 2021 | 2 | 27 |
| 2024 | 2 | 37 |
| 2022 | 1 | 34 |





- **SA-THREE-NA:** On 6/5 against Washington, **Sabrina Ionescu** hit two 3-pointers to become the Liberty's all-time leading 3-point scorer with 429, surpassing Crystal Robinson's 400 3-point field goals. Her career total currently stands at 436 made 3-point shots.
 - With 57 made threes on the season thus far, Sabrina Ionescu has hit the fourth-most shots from deep in the league.
 - Of the players who have attempted at least 160 3-pointers, Ionescu is second in the WNBA with a 32.0% success rate on 178 attempts, second to only LA's Kelsey Plum (60-161, 37.3%).
 - The 5/29 contest against the Washington Mystics featured Ionescu hitting five 3-pointers in the first half, matching her career high.
 - For the first time in her career, Ionescu has scored at least 30 points in consecutive games (6/14: 34 pts, 6/17: 34 pts). She is only the second Liberty player to do this after Breanna Stewart (8/28-30/2024) and the first WNBA player to do so since Atlanta's Rhyne Howard's three game streak in 2024 (9/3-8/2024). She joins Diana Taurasi (2006), Liz Cambage (2018) and Kahleah Copper (2024) as the only WNBA players to reach 34 points in back-to-back games.
 - In the three-game stretch from 7/3 to 7/8, Ionescu recorded at least 20 points, five rebounds and five assists in each game. This is the longest such streak in Liberty history and marks the second-longest in WNBA history, one game shy of Caitlin Clark's four-game run from 7/17 - 8/24/2023.
 - Ionescu earned the WNBA's Eastern Conference Player of the Week award for July 3 – July 13. This is the ninth time she has received this distinction.
 - On June 18, Ionescu won her second WNBA 3-Point Contest. Only Allie Quigley's four titles ranks above her.
- **STEW YORK CITY:** With 437 points on the season, **Breanna Stewart** is the league's sixth-leading total scorer. Her 505 total efficiency rating ranks her fourth among qualified players.
 - Her 93 assists dished out through 23 games is the strongest start of her career.
 - Stewart is the only player averaging at least 19.0 points, 6.0 rebounds, 4.0 assists, and 1.0 blocks per game.
 - Since 2020, Stewart is the only WNBA player to hold a top four WAR rating each season.
 - Over three games (6/14–19), Breanna Stewart scored at least 23 points in each contest. This matches her longest such streak since joining the Liberty.
 - The longest such streak in Liberty history is four games, a mark achieved by Sabrina Ionescu (6/1–7/2022) and Tina Charles (5/29–6/7/2018, and 6/14–22/2016).
- **YEAR THREE SCORING SPREE**
 - Among the WNBA's leading scorers are **Breanna Stewart** (fifth, 19.0 ppg) and **Sabrina Ionescu** (seventh, 18.9 ppg). New York is the only team to have multiple players earn a top 10 ranking.
 - Stewart and Ionescu have scored at least 20 points each in the same game three times this season. The pair is on pace to record the most such games this season in their three years as teammates. Their current total of 14 is the most for any pair of teammates in Liberty history.

YEAR	G	GP
2023	8	40
2024	3	40
2025	3	22

 - See the chart for the number of Stewart, Ionescu 20+ points games in each year of their partnership.
 - So far in 2025, Breanna Stewart has logged 10 20-point games, and Sabrina Ionescu has nine such performances. The high-scoring duo each tallied 16 such games during the 2024 regular season en route to a WNBA championship - and they're on pace to match or surpass that mark this year.
 - See the table for New York's all-time leaderboard for 20-point games.

RANK	PLAYER	#	RANK	PLAYER	#
1 st	Tina Charles	93	3 rd	Sabrina Ionescu	58
2 nd	Cappie Pondexter	71	4 th	Breanna Stewart	52
 - Ionescu and Stewart have each recorded two 20-point halves this season, combining for four such performances. Only one other team has reached that mark with only two players: Minnesota, with Napheesa Collier doing so three times and Courtney Williams once.





Career Milestones

- **Sabrina Ionescu** scored her first 31 points of the 2025 season by 5/24 against Indiana, surpassing Becky Hammon to become the Liberty's fourth all-time leading scorer. Similarly, on 6/5 against Washington, **Breanna Stewart** passed Tari Phillips to move into the No. 8 spot on New York's all-time scoring list after surpassing 131 points on the season.
 - See the chart for a look at where *Ionescu and Stewart currently rank in career points in Liberty history.*
- **Natasha Cloud's** first assist on 7/13 vs. Atlanta lifted her career total past Candace Parker (1,634). She sits in the No. 8 spot on the WNBA's all-time assist leaderboard with 1,648 career dimes. In the June 16 matchup versus the Indiana Fever, Cloud recorded her 1,00th career rebound.
- With her first field goal attempt on July 6 vs. the Seattle Storm, **Natasha Cloud** hit her 300th career 3-pointer. She is only the 67th player in WNBA history to reach this milestone.
- **Jonquel Jones** has ascended on the WNBA's all-time leader in rebounds. After ten appearances in 2025, her career count totals 2,425 rebounds for the No. 22 spot.
- With her 34-point performance in the 6/14 contest against Indiana, **Ionescu** reached the 2,500 milestone in 153 games. This makes her the third fastest Liberty player to achieve this feat, after Cappie Pondexter (130) and Tina Charles (133).
- This season, **Breanna Stewart** has reached 5,856 career points. She achieved the 5,500 point milestone in 266 games, which ties Diana Taurasi for the league's record for fastest to this mark. Stewart is the league's 11th leading defensive rebounder with 2,023 in her career. She surpassed Diana Taurasi's total of 1,970.
- **Stewart** and **Jones** have climbed the ranks of the Liberty's all-time leaders in blocks. Stewart's 144 blocks as a Liberty player ranks, and Jones' 114 swats is the seventh-most.
- On 6/19 against the Phoenix Mercury, **Breanna Stewart** racked up 35 points for the first time this season. It marked the 12th 35-plus-point game of her regular-season career, the third most in WNBA history. Las Vegas' A'ja Wilson holds second place with 13 and Diana Taurasi holds the all-time record with 14 such games.
 - Seven of Stewart's 35-point outings have come since she joined the Liberty in 2023. She is the only player in franchise history to record multiple 35-point games.
- **Kennedy Burke** had a career night against the Aces on 7/8 with a personal record of six steals and her first made triple bringing her career total to 100. Adding 10 points to the performance made Burke only the eighth player in Liberty history to log as many points and steals in the same game and the first to do so since Courtney Vandersloot's 9/3/2023 outing vs. Chicago.
- The 7/25 contest against the Phoenix Mercury gave **Sandy Brondello** her 97th win as the Liberty's head coach and her 300th overall career victory. She is now three victories away from 100 in her New York career and tying Richie Adubato for most regular season wins in franchise history.

RANK	PLAYER	PTS	RANK	PLAYER	PTS
1st	Tina Charles	3,739	6th	Crystal Robinson	2,301
2nd	Vickie Johnson	3,248	7th	Shameka Christon	2,295
3rd	Cappie Pondexter	2,970	8th	Breanna Stewart	2,133
4th	Sabrina Ionescu	2,752	9th	Tari Phillips	1,826
5th	Becky Hammon	2,367	10th	Essence Carson	1,790





Team Milestones

- The New York Liberty are off to the third-best start through 23 games in franchise's 29-year history (17-6), following only 2023's 18-5 start and 2024's 19-4 starting record. The Liberty are just the ninth team in WNBA history to begin a season 9-0.
 - See the chart for a look at the best starts to a season in WNBA history (left) and the longest single season winning streaks in team history (right).

W-L	TEAMS	SEASON	STREAK	DATES
13-0	Minnesota	2016	10	8/8 – 9/3/17
11-0	Los Angeles	2016	10	7/27 – 8/19/10
10-0	Minnesota	2012	9	5/17 – 6/10/25
9-0	New York	2025	8	Three times
9-0	Five instances	--		

- With a 6-0 start in Barclays Center in 2025, the New York Liberty tied the franchise's best home record to start a season.
 - See the chart for the best home starts to a season in team history.
 - Including the 2024 postseason, the Liberty won eight straight games at Barclays Center from Oct. 13, 2024, to June 17, 2025.

W-L	SEASON
6-0	1998
6-0	1997
6-0	2025
4-0	2013
4-0	2007

- New York defeated Connecticut, 100-52, on 6/1 at Barclays Center. This 48-point win marked the largest margin of victory in Liberty history, surpassing a 43-point win (88-45) over Washington on August 13, 1998. It is also the second-largest win in league history, behind Minnesota's 111-52 victory over Indiana on August 18, 2017.
- New York drilled 19 3-pointers on 5/22 at Chicago, setting a new single-game WNBA record, before matching that total on 6/1 against Connecticut.

3FG %	3FG-3FGA	TEAM	DATE
.600	18-of-30	Seattle	8/12/20 vs. Atlanta
.594	19-of-32	New York	6/1/25 vs. Connecticut
.581	18-of-31	New York	7/6/22 at Las Vegas
.559	19-of-34	New York	5/22/25 at Chicago
.548	17-of-31	Washington	6/11/24 at Atlanta

- See the chart for the highest 3-point field goal percentage in a single game (min. 30 3FGA) all-time (**bold = this season**).
- In the 7/13 79-72 win over the Atlanta Dream, New York completed the team's largest comeback of the season. After facing a 19-point deficit in the second quarter, the Liberty scored 48 points in the second half, matching the squad's second-highest 2025 scoring total in the last two quarters.





CHAMPIONSHIP DNA

Following their first-ever championship, the New York Liberty's 2025 roster will return players who accounted for 73.2% of the team's total minutes during the playoff run.

The two most frequently used lineups in that championship push posted plus-minus ratings of +3.9 and +9.0, respectively, and have returned all but one player for the start of the new season.

The Liberty also maintained a dominant home-court presence throughout the postseason, finishing with a 6-1 record at Barclays Center.

THE HOTTEST TICKET IN TOWN

The New York Liberty's rise to the top of the WNBA has been matched by a surge in fan support at Barclays Center. From 2023 to 2024, home game attendance increased by more than 63%, with the 2024 season averaging over 12,500 fans per game - one of the highest marks in the league.

That momentum carried into the postseason, where the Liberty earned the distinction of playing back-to-back WNBA Finals series at Barclays Center. In the 2023 Finals against the Las Vegas Aces, games in Brooklyn drew an average of 16,997 fans. The following year, as the Liberty battled the Minnesota Lynx en route to their first championship, that number climbed even higher - an average of 17,956 fans packed the arena for the 2024 Finals.

The crescendo came on October 20, 2024, when a franchise-record crowd of 18,090 filled Barclays Center to witness history. In a thrilling Game 5, the Liberty clinched their first-ever WNBA Championship, capping off a season defined by excellence on the court and unprecedented support in the stands.

THE WIZARD'S RETURN

While **Marine Johannès'** creative passing often defies measurement, her shooting ability is well-documented. Her career 3-point percentage of 38.8% ranks ninth among active WNBA players with at least 50 made threes.

Johannès was a strong contender for the 2023 Sixth Player of the Year award, making impactful contributions off the bench and as a starter. In games she started, she averaged 10.6 points, including a team-high 18-point performance against the Atlanta Dream.

In 2024, national team duties called Johannès back to France, where she helped lead her country to a silver medal in the Olympic Games. She scored 24 points in a key win over Germany, propelling France into the final matchup against Team USA.





CLOUDY DAYS ARE HERE

The recent WNBA offseason brought a flurry of roster moves, including the high-profile addition of **Natasha Cloud** to the New York Liberty.

In 26 of her 38 starts last season, Cloud recorded at least 10 assists—eight of those performances resulting in double-doubles.

Her 2024 campaign was filled with standout achievements, including a career-high 31-point game. She finished the season ranked in the top four in assists, top 10 in minutes played, and earned a spot on the WNBA All-Defensive Second Team.

IZZY SZN

The Liberty continued to bolster their roster in the offseason with the addition of forward **Isabelle Harrison**, who is coming off a career-best defensive season with the Chicago Sky.

Harrison posted a defensive rating of 104.8 while averaging 16.3 minutes per game. She also recorded her best assist-to-turnover ratio in six years (0.69). One of her standout performances came at Barclays Center, where she grabbed a career-high 11 defensive rebounds against the Liberty.

BEK IS BACK

Acquired by the New York Liberty in 2024, **Rebekah Gardner** is set to make her debut in seafoam this season.

Gardner made an immediate impact in her 2022 WNBA debut, earning All-Rookie Team honors and finishing with a top-eight field goal percentage of 54.2%. During her two seasons with the Chicago Sky, she posted offensive ratings of 101.4 in 2022 and 94.2 in 2023.

SABRINA/STEWART SCORING SPREE

During the Liberty's championship season, **Sabrina Ionescu** and **Breanna Stewart** continued their ascent in the franchise's all-time scoring ranks, with both now firmly established in the top ten.

Following her stellar 2024 campaign, Stewart now leads the Liberty all-time in career scoring average at 21.3 points per game. She scored 20 or more points in 16 of her 38 regular-season appearances. Ionescu, meanwhile, rounds out the top five in franchise history with a career scoring average of 16.6 points per game.

Sixteen proved to be a shared milestone, as Ionescu also recorded 16 games with 20+ points. Her 2024 season ranks among the top three single-season three-point shooting performances in WNBA history—surpassed only by Diana Taurasi in 2006 and her own record-setting total in 2023.





BLOCK PARTY IN BROOKLYN

2024 Finals MVP **Jonquel Jones** and **Breanna Stewart** formed a dominant defensive duo, both ranking in the top six in total blocks across the league—Jones with 50 and Stewart with 48. Each averaged 1.3 blocks per game, earning spots on the Liberty's all-time playoff blocks leaderboard with 7 and 19, respectively.

Jones led the team in total blocks and finished among the league's top four in the category, showcasing her elite rim protection throughout the season.

Stewart, meanwhile, set franchise records for blocks in both a regular-season game (6) and a playoff game (4), the latter coming in Game 3 of the 2024 WNBA Finals.

PHENOMENAL FIEBICH

Leonie Fiebich enters the 2025 WNBA season fresh off a championship run with Valencia Basket Club in Spain's LF Endesa.

Her rookie campaign with the New York Liberty was equally impressive. Fiebich earned a spot on the 2024 WNBA All-Rookie Team and played a key role in the Liberty's title-winning season. She finished second in voting for the 2024 Sixth Player of the Year Award—the highest placement by a rookie since 2009.

Among the 26 first-year players in 2024, only five appeared in all 40 regular-season games. Fiebich was one of them, and she led that group in scoring efficiency, topping the charts in field goal percentage (47.8%), effective field goal percentage (62.4%), and true shooting percentage (62.4%).

Her 3-point shooting was historic. Fiebich's 43.3% from beyond the arc and her +279 single-season plus/minus both rank second all-time among WNBA rookies. Her career 3-point percentage of 44.1% leads all active players with at least 50 made threes.

Fiebich's postseason performance further cemented her place in the record books. She scored 128 points during her first playoff run—the second-most ever by a WNBA rookie. Over 11 games, she knocked down 25 three-pointers, becoming the third-fastest player in league history to reach that mark in the postseason. In Game 1 of the WNBA Finals, she hit five threes, becoming the first rookie to do so in a Finals game.





2025-26 REGULAR SEASON	PPG	OPP. PPG	FG%	3FG%	FT%	RPG	APG	SPG	TO	BPG
Sparks	84.4	86.8	.456	.355	.746	32.9	20.4	7.67	15.8	3.08
Liberty	87.4	79.3	.453	.358	.836	34.7	21.8	8.74	14.0	5.00



2025-26 REGULAR SEASON INDIVIDUAL BESTS	2025-26 REGULAR SEASON SPARKS BESTS	2025-26 REGULAR SEASON TEAM
Points 35 Breanna Stewart vs. PHO 6/19/25	Points 37 Kelsey Plum @ GSV 5/16/25	Biggest Win 10 vs. LAS 7/3/25
Rebounds 18 Jonquel Jones @ WAS 5/30/25	Rebounds 17 Azurá Stevens @ PHO 5/21/25	** No Biggest Loss **
Assists 10 Natasha Cloud vs. PHO 6/19/25, Natasha Cloud vs. GSV 5/27/25	Assists 12 Kelsey Plum @ LAS 7/10/25	

ALL-TIME SERIES FACTS	NEW YORK VS. LOS ANGELES
Longest Win Streak	8 wins, 08/02/22-08/15/24
Biggest Win	35 pts: 103-68 @ LAS, 08/15/24
Biggest Loss	26 pts: 54-80 @ LAS, 06/24/18
Most Points Scored	103 points: 103-68 @ LAS, 08/15/24
Most Points Allowed	100 points: 77-100 @ LAS, 06/07/16
Top Scorer (NYL)	Amanda Zahui B: 37 pts, 98-92 @ LAS, 06/15/19
Top Scorer (LAS)	Layshia Clarendon: 30 pts, 96-89, 09/07/23

2025-26 REGULAR SEASON VS. SPARKS			2024-25 REGULAR SEASON VS. SPARKS			SERIES HISTORY VS. SPARKS				
DATE	SITE	TIME/RESULT	DATE	SITE	RESULT		ALL-TIME	STREAKS	LAST WIN	LAST LOSS
7/3/25	New York	W, 89-79	6/20/24	New York	W, 93-80	Overall	33-32	Won 1	7/3/25	8/28/24
7/26/25	New York	7:00 pm	6/22/24	New York	W, 98-88	Home	19-13	Won 6	7/3/25	8/22/21
8/12/25	Los Angeles	10:00 pm	8/15/24	Los Angeles	W, 103-68	Road	14-17	Lost 1	8/15/24	8/28/24
			8/28/24	Los Angeles	L, 88-94					

CONNECTIONS

Sandy Brondello coached Los Angeles forward **Emma Cannon** in 2017 as the head coach of the Phoenix Mercury. **Cannon** played with **Jonquel Jones** for the Connecticut Sun in 2021. The Los Angeles Sparks drafted **Leonie Fiebich** with the 22nd overall pick in the 2020 WNBA Draft. Los Angeles forward **Dearica Hamby**, guard **Kelsey Plum**, and **Isabelle Harrison** all appeared for the then-San Antonio Stars in 2017. Sparks forward/center **Azura Stevens** was part of the 2021 WNBA Champion Chicago Sky squad, which featured assistant coach **Olaf Lange** on their coaching staff. **Stevens** also shared a locker room with **Harrison** for the 2019 Dallas Wings. Los Angeles guard **Julie Allemand** and **Burke** both played for the Indiana Fever in the 2020 season. **Allemand** and **Stevens** represented the Chicago Sky alongside **Rebekah Gardner** in 2022. Sparks guard **Julie Vanloo** and **Stephanie Talbot** both played for the Golden State Valkyries earlier this season. **Jackson** and **Stewart** played in Unrivaled's inaugural season for the Mist Basketball Club. LA's **Burrell** and **Stevens** participated in Team USA's 3X3 Development Camp with **Jaylyn Sherrod** in 2024.

MOST RECENT MATCH-UP

LIBERTY 89, SPARKS 79 – JULY 3, 2025 – BARCLAYS CENTER – BROOKLYN, NY – GAME #17 (12-5, 7-1 HOME)																			
TEAM	1	2	3	4	OT	FINAL	FG	FGA	FG%	3FG%	FT%	OR	DR	TR	A	PF	ST	TO	BS
LAS	20	21	18	20	-	79	27	56	.482	.263	.769	4	28	32	22	16	8	18	6
NYL	21	16	32	20	-	89	30	70	.429	.400	.895	9	23	32	21	18	10	14	5
TEAM	HIGH PTS		HIGH REB		HIGH AST		TEAM	HIGH PTS		HIGH REB		HIGH AST							
NYL	N. Cloud: 23		B. Stewart: 14		N. Cloud: 7		LAS	D. Hamby: 25		D. Hamby: 9		K. Plum: 8							





2025-26 REGULAR SEASON	PPG	OPP. PPG	FG%	3FG%	FT%	RPG	APG	SPG	TO	BPG
Liberty	87.4	79.3	.453	.358	.836	34.7	21.8	8.74	14.0	5.00
Wings	81.8	85.8	.417	.326	.796	36.7	20.0	7.56	14.9	4.44



2024-25 REGULAR SEASON INDIVIDUAL BESTS

Points 27 Breanna Stewart @ DAL 9/10/24
Rebounds 13 Jonquel Jones vs. DAL 8/22/24
Assists 11 Sabrina Ionescu @ DAL 9/10/24,
Courtney Vandersloot vs. DAL 8/20/24

2024-25 REGULAR SEASON WINGS BESTS

Points 24 Satou Sabally vs. DAL 8/20/24
Rebounds 9 Teaira McCowan @ DAL 9/12/24,
Natasha Howard vs. DAL 8/20/24
Assists 8 Arike Ogunbowale vs. DAL 8/22/24

2024-25 REGULAR SEASON TEAM

Biggest Win 32 @ DAL 9/12/24
** No Biggest Loss **

ALL-TIME SERIES FACTS

Longest Win Streak	5 wins, 2x
Biggest Win	32 points: 99-67, 09/12/24
Biggest Loss	23 points: 64-87, 08/01/19
Most Points Scored	105 points: 105-91, 09/10/24
Most Points Allowed	104 points: 87-104, 07/17/18
Top Scorer (NYL)	Breanna Stewart: 40 points, 94-93, 09/05/2023
Top Scorer (DAL)	Liz Cambage: 53 points, 87-104, 07/17/2018

2025-26 REGULAR SEASON VS. WINGS

DATE	SITE	TIME/RESULT
7/28/25	Dallas	8:00 pm
8/5/25	New York	7:00 pm
8/8/25	Dallas	7:30 pm

2024-25 REGULAR SEASON VS. WINGS

DATE	SITE	RESULT
8/20/24	New York	W, 94-74
8/22/24	New York	W, 79-71
9/10/24	Dallas	W, 105-91
9/12/24	Dallas	W, 99-67

SERIES HISTORY VS. WINGS

	ALL-TIME	STREAKS	LAST WIN	LAST LOSS
Overall	41-41	Won 5	9/12/24	7/19/23
Home	28-12	Won 2	8/22/24	7/19/23
Road	13-29	Won 4	9/12/24	8/8/22

CONNECTIONS

Isabelle Harrison was a member of the Dallas Wings from 2019 to 2022. During her time with the team, she played alongside center **Teaira McCowan** in 2022 and guard **Tyasha Harris** from 2020 to 2022. The Wings selected **Kennedy Burke** with the 22nd overall pick in the 2019 WNBA Draft. **Burke** and **McCowan** were teammates on the Indiana Fever during the 2019 and 2020 seasons. Wings forward **Myisha Hines-Allen** and **Natasha Cloud** played together for the Washington Mystics from 2018 to 2023, including the team's championship-winning season in 2019. **Jonquel Jones** and Wings guard-forward **Dijonai Carrington** were teammates on the Connecticut Sun in 2021 and 2022. Dallas center **Luisa Geiselsöder**, along with **Leonie Fiebich** and **Nyara Sabally**, represented Germany in the 2024 Olympic Games. **Geiselsöder** and **Fiebich** also competed for the German National Team at FIBA EuroBasket in 2025.

MOST RECENT MATCHUP

LIBERTY 99, WINGS 67 – SEPTEMBER 12, 2024 – COLLEGE PARK CENTER – ARLINGTON, TX – GAME #37 (31-6, 15-4 AWAY)

TEAM	1	2	3	4	OT	FINAL	FG	FGA	FG%	3FG%	FT%	OR	DR	TR	A	PF	ST	TO	BS
NYL	25	25	23	26	-	99	33	69	.478	.400	.808	8	32	40	25	13	10	10	4
DAL	15	17	23	12	-	67	26	71	.366	.222	.688	9	24	33	17	23	4	17	2
TEAM	HIGH PTS			HIGH REB		HIGH AST		TEAM	HIGH PTS			HIGH REB		HIGH AST					
NYL	S. Ionescu: 20			J. Jones: 7		S. Ionescu: 6		DAL	A. Ogunbowale/M. Siegrist: 11			T. McCowan: 9		S. Uzun: 5					





LIBERTY 89, MERCURY 76 – JULY 25, 2025 – BARCLAYS CENTER – BROOKLYN, NY – GAME #23 (17-6, 12-2 HOME)

TEAM	1	2	3	4	OT	FINAL	FG	FGA	FG%	3FG%	FT%	OR	DR	TR	A	PF	ST	TO	BS
PHO	27	19	13	17	-	76	31	77	.403	.233	.538	9	24	33	22	19	5	15	3
NYL	23	23	21	22	-	89	29	69	.420	.323	.955	8	29	37	22	18	8	19	8
TEAM	HIGH PTS			HIGH REB			HIGH AST			TEAM	HIGH PTS			HIGH REB			HIGH AST		
NYL	S. Ionescu: 29			J. Jones: 11			S. Ionescu: 8			PHO	A. Thomas: 20			A. Thomas: 13			A. Thomas: 8		

1Q: Phoenix jumped out to an early lead with a 10-1 run to start the game. New York cut the deficit by 4 points to end the quarter, shooting 6-18 from the floor... NYL: 2-7 3FG; PHX: 4-9 3FG.

2Q: Phoenix surged for a 12-4 run, extending their lead to 12 points. New York pieced a sequence for a 15-3 run, lasting four minutes. The Liberty ended the half tied... NYL: 13-39 FG, six turnovers/21 rebounds; PHX: 18-37 FG, seven turnovers/18 rebounds.

3Q: The Liberty saw its first lead, as they outscored Phoenix 21-13, launching its comeback. New York ended the quarter on a 18-5 run along with 3 blocks... **Sabrina Ionescu**: 5-9 FG, 2-6 3FG; PHX: 6-19 FG, 1-6 3FG.

4Q: New York went on to score 22 points, eight rebounds (all defensive), and two blocks to secure a 13-point win... NYL: 2-3 3FG; PHX: 0-8 3FG.

Game: **Sabrina Ionescu** registered 29 points and eight assists, marking her fourth 20-5-5 game of the season. **Jonquel Jones** notched her 97th career double-double with 20 points, including 9-9 FT with 11 rebounds.

LIBERTY 98, FEVER 84 – JULY 22, 2025 – BARCLAYS CENTER – BROOKLYN, NY – GAME #22 (16-6, 11-2 HOME)

TEAM	1	2	3	4	OT	FINAL	FG	FGA	FG%	3FG%	FT%	OR	DR	TR	A	PF	ST	TO	BS
IND	22	24	21	17	-	84	31	74	.419	.303	.857	6	24	30	18	22	13	19	1
NYL	23	19	27	29	-	98	33	64	.516	.545	.952	4	30	34	25	17	9	20	5
TEAM	HIGH PTS		HIGH REB		HIGH AST		TEAM		HIGH PTS		HIGH REB		HIGH AST						
NYL	J. Jones: 18		J. Jones: 9		S. Ionescu: 9		IND		K. Mitchell: 29		A. Boston: 12		A. Boston/A. McDonald: 6						

1Q: New York started off strong, jumping out to an 8-2 start. Indiana went on a 10-2 run to take the lead before New York shot 5-8 from the floor to close the quarter with a one-point lead... NYL: 5-7 3FG; IND: 2-9 3FG.

2Q: New York held their advantage - extending the lead to as many as eight points - until 4:05 remained in the half. A hard-fought final four minutes saw Indiana outscore New York 13-10 to end the first half leading by four points... NYL: 7-17 FG, six turnovers; IND: 9-18 FG, four turnovers.

3Q: Indiana continued to lead through most of the quarter, until New York scored seven unanswered points to tie the game with a minute remaining. A layup from Breanna Stewart gave the Liberty a two-point lead heading into the final frame... NYL: two steals, two blocks; IND: three steals, zero blocks.

4Q: New York posted a 54.5 net rating, their second-best fourth quarter mark of the season. They never allowed Indiana to come back, pushing their lead to 14 points and closing the game with an 11-point advantage. **Sabrina Ionescu**: 10 points (4-6 FG, 2-3 3FG).

Game: **Breanna Stewart** matched her season high in steals (3) and brought her career total to 400. **Ionescu** is on a two-game streak with at least 10 points and 9 assists. One more such performance will tie her career-best streak. **Isabelle Harrison** (13 points, 5-for-6 FG, 3-for-3 FT) led the bench in both categories, set her season scoring high, and matched her 2025 record in successful field goals.

LIBERTY 98, FEVER 77 – JULY 16, 2025 – BARCLAYS CENTER – BROOKLYN, NY – GAME #21 (15-6, 10-2 HOME)

TEAM	1	2	3	4	OT	FINAL	FG	FGA	FG%	3FG%	FT%	OR	DR	TR	A	PF	ST	TO	BS
IND	24	14	19	20	-	77	28	76	.368	.250	.867	13	19	32	16	13	8	14	2
NYL	32	21	21	24	-	98	37	64	.578	.519	.909	2	27	29	30	16	8	14	9
TEAM	HIGH PTS			HIGH REB			HIGH AST			TEAM	HIGH PTS			HIGH REB			HIGH AST		
NYL	B. Stewart: 24			B. Stewart: 11			S. Ionescu: 9			IND	K. Mitchell: 16			L. Hull: 7			A. Boston: 6		

1Q: Indiana scored first, giving them their only lead of the game. From there, New York took over and tallied their fifth 30+ point quarter of 2025... **Sabrina Ionescu**: 10 points (4-7 FG, 2-3 3FG), two rebounds, two assists.

2Q: The Liberty continued to dominate, allowing only 14 points to their own 21 points... NYL: three blocks; IND: zero blocks.

3Q: New York extended their lead to as much as 26 points, despite Indiana scoring 19 points to New York's 21... **Breanna Stewart**: nine points (4-6 FG), two blocks.

4Q: New York closed the game, scoring 24 points, shooting 8-13 FG, 5-8 3FG, 3-4 FT.

Game: This marked the team's fifth 20+ point victory. **Marine Johannès** became New York's 10th all-time leader in 3-pointers made. **Natasha Cloud** recorded her 1,000th career rebound. **Breanna Stewart** posted her first career game with at least 20 points, 10 rebounds, seven assists, and four steals.

LIBERTY 79, DREAM 72 – JULY 13, 2025 – BARCLAYS CENTER – BROOKLYN, NY – GAME #20 (14-6, 9-2 HOME)

TEAM	1	2	3	4	OT	FINAL	FG	FGA	FG%	3FG%	FT%	OR	DR	TR	A	PF	ST	TO	BS
ATL	26	16	11	19	-	72	24	64	.375	.280	.607	10	37	47	18	12	3	16	8
NYL	13	18	24	24	-	79	30	78	.385	.321	.909	8	28	36	24	18	8	6	6
TEAM	HIGH PTS			HIGH REB			HIGH AST			TEAM	HIGH PTS			HIGH REB			HIGH AST		
NYL	L. Fiebich: 21			B. Stewart: 10			S. Ionescu: 5			ATL	A. Gray: 16			B. Griner: 10			J. Canada: 6		

1Q: After starting the game with an evenly matched game, Atlanta went on a 16-2 run for the last five minutes... NYL: four FGM, seven rebounds; ATL: nine FGM, 12 rebounds.

2Q: Atlanta continued their lead, building up as much as a 19-point advantage. New York scored 18 points against Atlanta's 16 but closed the half with an 11-point deficit... NYL: 10 rebounds, two steals; ATL: 13 rebounds, zero steals.

3Q: New York only allowed 11 points as they launched their comeback. With 5:45 remaining, the Liberty went on a 15-4 run to take their first lead since the first quarter... **Leonie Fiebich**: 3-3 FG, 2-2 3FG; ATL: 3-13 FG, 2-7 3FG.

4Q: The Liberty never looked back, leading by as many as 10 points, before closing out a seven-point win... NYL: four steals; ATL: one steal.

Game: New York had the largest comeback victory of their season, overcoming a 19-point deficit. **Leonie Fiebich** set a career-high in points (21) and FGM (eight). **Natasha Cloud** is the WNBA's eighth all-time assists leader (1,638). **Nyara Sabally's** four blocks set her career high. **Breanna Stewart** recorded her 94th career double-double.



LIBERTY PLAYER TOTALS, SINGLE-GAME HIGHS



PLAYER	GP-GS	MIN	MPG	FG-ATT	FG%	3FG-ATT	3FG%	FT-FTA	FT%	OFF	DEF	TOT/AVG	AST	APG	PF-D	STL	SPG	TO	BLK	BPG	PTS	AVG
Stewart, B.	23-23	752	32.7	152-324	.469	13-67	.194	120-145	.828	23	133	156/6.8	93	4.0	46-120	34	1.48	51	33	1.43	437	19.0
Ionescu, S.	22-22	684	31.1	134-347	.386	57-178	.320	90-96	.938	15	83	98/4.5	127	5.8	30-83	31	1.41	60	11	0.50	415	18.9
Cloud, N.	22-22	623	28.3	75-178	.421	27-82	.329	40-43	.930	8	72	80/3.6	126	5.7	68-38	30	1.36	41	7	0.32	217	9.9
Burke, K.	23-6	518	22.5	69-140	.493	38-80	.475	24-32	.750	14	41	55/2.4	29	1.3	31-31	26	1.13	23	15	0.65	200	8.7
Johannès, M.	23-1	415	18.0	55-121	.455	37-96	.385	6-7	.857	9	41	50/2.2	31	1.3	25-7	16	0.70	29	6	0.26	153	6.7
Fiebich, L.	16-16	437	27.3	51-87	.586	27-50	.540	19-23	.826	10	56	66/4.1	19	1.2	44-19	14	0.88	23	8	0.50	148	9.3
Jones, J.	11-11	258	23.4	48-107	.449	18-43	.419	33-43	.767	23	83	106/9.6	24	2.2	25-41	6	0.55	18	12	1.09	147	13.4
Gardner, R.	22-4	280	12.7	33-66	.500	10-24	.417	13-16	.813	15	24	39/1.8	13	0.6	38-14	11	0.50	9	5	0.23	89	4.0
Sabally, N.	15-10	291	19.4	35-71	.493	1-7	.143	17-25	.680	26	48	74/4.9	13	0.9	36-23	9	0.60	16	16	1.07	88	5.9
Harrison, I.	20-0	202	10.1	35-68	.515	2-8	.250	13-18	.722	17	41	58/2.9	14	0.7	26-15	13	0.65	13	1	0.05	85	4.3
Sherrod, J.	17-0	102	6.0	6-20	.300	3-11	.273	7-9	.778	2	9	11/0.6	10	0.6	17-12	10	0.59	11	0	0.00	22	1.3
Davis, M.	9-0	31	3.4	1-4	.250	0-3	.000	6-7	.857	1	4	5/0.6	1	0.1	2-4	0	0.00	3	1	0.11	8	0.9
Talbot, S.	2-0	8	3.8	1-2	.500	0-1	.000	0-0	.000	0	0	0/0.0	1	0.5	2-0	1	0.50	4	0	0.00	2	1.0
LIBERTY	23	4,593	199.7	695-1,535	.453	233-650	.358	388-464	.836	163	635	798/34.7	501	21.8	390-407	201	8.74	301	115	5.00	2,011	87.4
OPPONENTS	23	4,593	199.7	670-1,628	.412	198-628	.315	285-388	.735	225	600	825/35.9	458	19.9	407-390	162	7.04	332	76	3.30	1,823	79.3
PLAYER		MIN	FG	ATT	FG%	3FG	ATT	3FG%	FT	FTA	FT%	OFF	DEF	TOT	AST	PF	FD	STL	TO	BLK	PTS	
Davis, M.		8 (2)	1	1 (4)	1.000	--	1 (3)	--	2 (2)	2 (3)	1.000 (3)	1	2	2 (2)	1	1 (2)	1 (4)	--	2	1	3	
Sherrod, J.		18	2 (2)	5	1.000	1 (3)	3 (2)	1.000	3	3 (2)	1.000 (3)	1 (2)	3	3	3	3 (2)	4	3	2 (3)	--	8	
Gardner, R.		34	5	10	1.000 (3)	2 (2)	5	1.000 (4)	4	4	1.000 (4)	3	4	5	4	5	2 (5)	2 (3)	1 (9)	1 (5)	12	
Sabally, N.		31	6	12	1.000 (2)	1	3	.500	4	7	1.000 (5)	4 (2)	7 (2)	9 (3)	3	5	5	4	3 (3)	4	16	
Cloud, N.		35	8 (2)	17	1.000	4	7	1.000 (2)	6	6 (3)	1.000 (10)	2	6 (2)	7	10 (2)	5 (2)	4 (3)	5	6	2 (2)	23	
Fiebich, L.		34	8	11	.889	4	6	1.000	5	6	1.000 (7)	3	8 (2)	9 (2)	4	4 (4)	4	3	5	3 (2)	21	
Ionescu, S.		38	12	23	.667	6	15	.667	9 (2)	10	1.000 (16)	3	7 (2)	9	9 (2)	4	7	4	7	2 (3)	34 (2)	
Harrison, I.		21	5 (2)	8	.833	1 (2)	2	1.000	3 (2)	4	1.000 (3)	3 (2)	5 (2)	6 (3)	2 (3)	5	3 (2)	3 (2)	2 (6)	1	13	
Burke, K.		32	6 (2)	14	.833	4 (4)	9	1.000 (5)	4	4 (3)	1.000 (7)	4	6	7	4	5	4	6	4	3	20	
Johannès, M.		36	7	13	1.000	6	11	1.000	3	3	1.000 (2)	2 (2)	5	6	6	3	2	4	4 (2)	1 (6)	18	
Stewart, B.		38	11	19 (2)	.800	3	6	.750	15	19	1.000 (9)	4	11	14	7 (3)	4 (3)	16	3 (6)	6	4	35	
Jones, J.		36	9	15	1.000	3 (3)	7	.750 (2)	9	9	1.000 (3)	4 (4)	15	18	6	5	6	2	3 (3)	4	26	
Talbot, S.		28	5	7	.714	3	5	.667	3	4	.750	1 (2)	6	6	3	3	2	1	4	--	13	
	LIBERTY	200 (23)	37 (2)	78	.623	19 (2)	38	.594	25	32	.955	13	37 (2)	50	30 (2)	23	25	14	20	9 (2)	100	
	OPPONENTS	200 (23)	41	82 (2)	.529	18	39	.486	22	28	1.000	15 (3)	37	58	30	25	23	13 (2)	23	8	106	



[illegible]

STARTING LINEUPS AND RECORDS



LIBERTY RECORD WHEN...	OVERALL	HOME	ROAD	NUMBER OF TIMES RECORDING	POINTS		REB	AST	BLK	STL	DD	TD
					10+	20+	30+	10+	10+	3+	3+	
Outrebounding opponent	7-0	6-0	1-0	Kennedy Burke	10	1	--	--	--	1	3	--
Outrebounded by opponent	10-6	6-2	4-4	Natasha Cloud	10	3	--	--	2	--	3	--
Tied in Rebounding	0-0	0-0	0-0	Marquesha Davis	--	--	--	--	--	--	--	--
				Leonie Fiebich	7	1	--	--	--	2	1	--
Shooting better than opponent	13-2	10-1	3-1	Rebekah Gardner	3	--	--	--	--	--	--	--
Shooting worse than opponent	4-4	2-1	2-3	Isabelle Harrison	2	--	--	--	--	--	2	--
Shooting same than opponent	0-0	0-0	0-0	Sabrina Ionescu	18	10	2	--	--	--	3	--
				Marine Johannès	7	--	--	--	--	--	2	--
More FTM than opponent	11-4	7-1	4-3	Jonquel Jones	9	2	--	7	--	1	--	7
Less FTM than opponent	5-1	5-1	0-0	Nyara Sabally	2	--	--	--	--	2	1	--
Same FTM than opponent	1-1	0-0	1-1	Jaylyn Sherrod	--	--	--	--	--	--	1	--
				Breanna Stewart	21	10	1	5	--	3	6	5
More 3FGM than opponent	12-3	9-2	3-1	Stephanie Talbot	--	--	--	--	--	--	--	--
Less 3FGM than opponent	2-2	2-0	0-2									
Same 3FGM than opponent	3-1	1-0	2-1									
More assists than opponent	10-0	8-0	2-0									
Less assists than opponent	6-6	3-2	3-4									
Same assists than opponent	1-0	1-0	0-0									
More turnovers than opponent	3-3	2-2	1-1									
Less turnovers than opponent	10-1	6-0	4-1									
Same turnovers than opponent	4-2	4-0	0-2									
Bench outscores opponent bench	10-3	7-1	3-2									
Opponent bench outscores NYL	6-3	5-1	1-2									
Bench scoring equal	1-0	0-0	1-0									
Scoring less than 80 points	1-2	1-1	0-1									
Scoring between 80-89 points	9-3	6-1	3-2									
Scoring between 90-99 points	6-1	4-0	2-1									
Scoring between 100-109	1-0	1-0	0-0									
Scoring 110 or more points	0-0	0-0	0-0									
Opponent scores less than 80	14-1	10-1	4-0									
Opponent scores between 80-89	3-2	2-1	1-1									
Opponent scores between 90-99	0-1	0-0	0-1									
Opponent scores between 100-109	0-2	0-0	0-2									
Opponent scores 110 or more	0-0	0-0	0-0									

STARTING LINEUPS							
LAST USED	GAME	FORWARD	FORWARD	CENTER	GUARD	GUARD	RECORD
6/14/25	at Fever	Burke, K.	Stewart, B.	Sabally, N.	Ionescu, S.	Cloud, N.	0-1
6/17/25	vs. Dream	Stewart, B.	Sabally, N.	Jones, J.	Ionescu, S.	Cloud, N.	1-0
6/19/25	vs. Mercury	Burke, K.	Stewart, B.	Jones, J.	Ionescu, S.	Cloud, N.	0-1
6/22/25	at Storm	Gardner, R.	Stewart, B.	Sabally, N.	Johannès, M.	Cloud, N.	0-1
6/29/25	at Dream	Gardner, R.	Stewart, B.	Sabally, N.	Ionescu, S.	Cloud, N.	1-2
7/6/25	vs. Storm	Fiebich, L.	Burke, K.	Stewart, B.	Ionescu, S.	Cloud, N.	2-1
7/8/25	vs. Aces	Burke, K.	Stewart, B.	Sabally, N.	Fiebich, L.	Ionescu, S.	1-0
7/16/25	vs. Fever	Fiebich, L.	Stewart, B.	Sabally, N.	Ionescu, S.	Cloud, N.	3-0
7/25/25	vs. Mercury	Fiebich, L.	Stewart, B.	Jones, J.	Ionescu, S.	Cloud, N.	9-0





TEAM RECORD

	RECORD	HOME	ROAD	OT
OVERALL	17-6	12-2	5-4	--
EASTERN	10-2	6-0	4-2	--
WESTERN	7-4	6-2	1-2	--

TEAM RECORD - BY TEAM

	RECORD	HOME	ROAD	OT
OVERALL	17-6	12-2	5-4	--
ATLANTA	2-1	2-0	0-1	--
CHICAGO	2-0	1-0	1-0	--
CONNECTICUT	1-0	1-0	--	--
GOLDEN STATE	3-0	2-0	1-0	--
INDIANA	3-1	2-0	1-1	--
LAS VEGAS	2-0	2-0	--	--
LOS ANGELES	1-0	1-0	--	--
PHOENIX	1-2	1-1	0-1	--
SEATTLE	0-2	0-1	0-1	--
WASHINGTON	2-0	--	2-0	--

HEAD COACH: SANDY BRONDELLO

	TENURE	WON	LOSS	PCT.
OVERALL:		170	99	.632
W/ CLUB:		97	42	.698

AFTER 23 GAMES: W17, L6

MARGIN	1	2	3	4	5	6	7	8	9	10	11	12	13	14	15	16	17	18	19	20	21	22	23	24	25
Won By:	1	1		2		1	1	1	1				1	2					1		1	1			1
Lost By:								1	2	1				1	1										

MARGIN	26	27	28	29	30	31	32	33	34	35	36	37	38	39	40	41	42	43	44	45	46	47	48	49	50+
Won By:			1																					1	
Lost By:																									

AT START OF:	OVERALL	HOME	ROAD	FG%:	OVERALL	HOME	ROAD
2nd-Ahead:	12-2	9-1	3-1	-44%	9-3	6-2	3-1
-Behind:	5-3	3-1	2-2	45-49%	3-2	2-0	1-2
-Tied:	0-1	0-0	0-1	50-54%	2-1	2-0	0-1
3rd-Ahead:	10-1	5-1	5-0	55-59%	2-0	1-0	1-0
-Behind:	5-5	5-1	0-4	+60%	1-0	1-0	0-0
-Tied:	2-0	2-0	0-0				
4th-Ahead:	15-1	11-1	4-0				
-Behind:	2-5	1-1	1-4				
-Tied:	0-0	0-0	0-0				



PLAYER AND TEAM SUPERLATIVES



		NEW YORK LIBERTY		OPPONENTS
Points	35	Breanna Stewart vs. PHO 06/19/2025	32	Caitlin Clark at IND 06/14/2025
Points in a Quarter	18	Breanna Stewart (3rd) vs. PHO 06/19/2025	14	Kate Martin (4th) at GSV 06/25/2025
			14	Caitlin Clark (1st) at IND 06/14/2025
Points in a Half	21	Breanna Stewart (2nd) vs. PHO 06/19/2025	25	Caitlin Clark (1st) at IND 06/14/2025
Field Goals	12	Sabrina Ionescu vs. ATL 06/17/2025	12	Nneka Ogwumike at SEA 06/22/2025
			12	Aliyah Boston at IND 05/24/2025
Field Goal Attempts	23	Sabrina Ionescu vs. LVA 07/08/2025	22	A'ja Wilson vs. LVA 05/17/2025
Field Goal Percentage	1.000	Nyara Sabally (4-4) vs. CHI 06/10/2025	1.000	Temí Fagbénlé (5-5) vs. GSV 05/27/2025
3-PT Field Goal	6	Sabrina Ionescu vs. GSV 05/29/2025	7	Satou Sabally at PHO 06/27/2025
	6	Marine Johannès vs. GSV 05/27/2025	7	Caitlin Clark at IND 06/14/2025
3-PT FG Attempts	15	Sabrina Ionescu vs. GSV 05/29/2025	14	Caitlin Clark at IND 06/14/2025
3-PT FG Percentage	1.000	Kennedy Burke (4-4) at WAS 06/05/2025	1.000	Michaela Onyenwere (2-2) vs. CHI 06/10/2025
	1.000	Kennedy Burke (4-4) at CHI 05/22/2025	1.000	Lexie Hull (2-2) at IND 05/24/2025
			1.000	Dana Evans (2-2) vs. LVA 05/17/2025
Free Throws	15	Breanna Stewart vs. GSV 05/29/2025	9	Allisha Gray vs. ATL 07/13/2025
			9	Kelsey Plum vs. LAS 07/03/2025
			9	Brittney Sykes at WAS 05/30/2025
Free Throw Attempts	19	Breanna Stewart vs. GSV 05/29/2025	15	Allisha Gray vs. ATL 07/13/2025
Free Throw Percentage	1.000	Jonquel Jones (9-9) vs. PHO 07/25/2025	1.000	Jordin Canada (8-8) vs. ATL 07/13/2025
	1.000	Sabrina Ionescu (9-9) vs. PHO 06/19/2025	1.000	A'ja Wilson (8-8) vs. LVA 05/17/2025
Offensive Rebounds	4	Jonquel Jones vs. PHO 07/25/2025	8	Angel Reese at CHI 05/22/2025
	4	Breanna Stewart vs. LAS 07/03/2025		
	4	Kennedy Burke at GSV 06/25/2025		
	4	Jonquel Jones vs. ATL 06/17/2025		
	4	Nyara Sabally at IND 06/14/2025		
	4	Jonquel Jones vs. GSV 05/27/2025		
	4	Jonquel Jones at IND 05/24/2025		
	4	Nyara Sabally vs. LVA 05/17/2025		
Defensive Rebounds	15	Jonquel Jones at WAS 05/30/2025	14	A'ja Wilson vs. LVA 05/17/2025
Total Rebounds	18	Jonquel Jones at WAS 05/30/2025	16	A'ja Wilson vs. LVA 05/17/2025
Assists	10	Natasha Cloud vs. PHO 06/19/2025	15	Alyssa Thomas at PHO 06/27/2025
	10	Natasha Cloud vs. GSV 05/27/2025		
Steals	6	Kennedy Burke vs. LVA 07/08/2025	4	Gabby Williams at SEA 06/22/2025
			4	Kayla Thornton vs. GSV 05/27/2025
Blocks	4	Breanna Stewart vs. IND 07/16/2025	4	Azurá Stevens vs. LAS 07/03/2025
	4	Nyara Sabally vs. ATL 07/13/2025		
	4	Jonquel Jones at CHI 05/22/2025		
Minutes	38:16	Sabrina Ionescu vs. ATL 06/17/2025	39:12	Rhyne Howard vs. ATL 06/17/2025
Points in Paint	20	Breanna Stewart vs. IND 07/16/2025	22	Aliyah Boston at IND 05/24/2025
Second Chance Points	11	Jonquel Jones vs. PHO 07/25/2025	8	Sami Whitcomb vs. PHO 06/19/2025
Fast Break Points	14	Sabrina Ionescu at IND 06/14/2025	7	Kayla Thornton vs. GSV 05/27/2025

LIBERTY HIGHS	LIBERTY LOWS	CATEGORY	OPPONENTS HIGHS	OPPONENTS LOWS
100 vs. CON 06/01/2025	70 vs. SEA 07/06/2025	Points	106 at PHO 06/27/2025	52 vs. CON 06/01/2025
32 vs. IND 07/16/2025	13 vs. ATL 07/13/2025	Points/1st Qtr.	32 at GSV 06/25/2025	10 vs. GSV 05/27/2025
32 at WAS 06/05/2025	15 at ATL 06/29/2025	Points/2nd Qtr.	33 at PHO 06/27/2025	9 at CHI 05/22/2025
60 vs. CON 06/01/2025	31 vs. ATL 07/13/2025	Points/1st Half	61 at PHO 06/27/2025	28 vs. CON 06/01/2025
32 vs. LAS 07/03/2025	6 vs. SEA 07/06/2025	Points/3rd Qtr.	30 at IND 05/24/2025	8 vs. CON 06/01/2025
29 (2) vs. IND 07/22/2025	10 vs. CON 06/01/2025	Points/4th Qtr.	27 at ATL 06/29/2025	12 at IND 05/24/2025
56 vs. IND 07/22/2025	26 vs. SEA 07/06/2025	Points/2nd Half	49 at IND 06/14/2025	24 vs. CON 06/01/2025
		Field Goals	41 at PHO 06/27/2025	19 vs. CON 06/01/2025
37 (2) vs. IND 07/16/2025	23 vs. GSV 05/29/2025	Field Goal Attempts	82 (2) at SEA 06/22/2025	56 vs. LAS 07/03/2025
78 vs. ATL 07/13/2025	53 vs. CON 06/01/2025	Field Goal Percentage	.529 at ATL 06/29/2025	.284 at WAS 05/30/2025
.623 vs. CON 06/01/2025	.353 vs. SEA 07/06/2025			
		3-PT Field Goal	18 at PHO 06/27/2025	4 (2) at ATL 06/29/2025
19 (2) vs. CON 06/01/2025	4 vs. LVA 05/17/2025	3-PT FG Attempts	39 at PHO 06/27/2025	16 at WAS 05/30/2025
38 at WAS 05/30/2025	18 at PHO 06/27/2025	3-PT FG Percentage	.486 at IND 06/14/2025	.211 at ATL 06/29/2025
.594 vs. CON 06/01/2025	.190 vs. LVA 05/17/2025			
		Free Throws	22 vs. PHO 06/19/2025	4 vs. CHI 06/10/2025
25 at IND 05/24/2025	7 vs. GSV 05/27/2025	Free Throw Attempts	28 vs. ATL 07/13/2025	7 (2) at PHO 06/27/2025
32 at IND 05/24/2025	11 (3) vs. IND 07/16/2025	Free Throw Percentage	1.000 vs. ATL 06/17/2025	.520 at CHI 05/22/2025
.955 vs. PHO 07/25/2025	.538 vs. GSV 05/27/2025			
		Offensive Rebounds	15 (3) vs. PHO 06/19/2025	4 vs. LAS 07/03/2025
13 at GSV 06/25/2025	2 (2) vs. IND 07/16/2025	Defensive Rebounds	37 vs. ATL 07/13/2025	16 vs. CON 06/01/2025
37 (2) at WAS 05/30/2025	23 vs. LAS 07/03/2025	Total Rebounds	47 vs. ATL 07/13/2025	26 vs. CON 06/01/2025
46 at WAS 05/30/2025	28 at CHI 05/22/2025			
		Assists	30 at PHO 06/27/2025	11 vs. CON 06/01/2025
30 (2) vs. IND 07/16/2025	15 at WAS 06/05/2025	Steals	13 (2) vs. IND 07/22/2025	2 vs. LVA 07/08/2025
14 vs. GSV 05/27/2025	5 at GSV 06/25/2025	Team Fouls	14 (23) vs. LVA 07/08/2025	14 (23) vs. LVA 07/08/2025
13 (23) vs. PHO 06/19/2025	13 (23) vs. PHO 06/19/2025	Personal Fouls	25 at IND 05/24/2025	11 vs. CHI 06/10/2025
23 at WAS 06/05/2025	10 at PHO 06/27/2025	Turnovers	23 at CHI 05/22/2025	10 (5) vs. SEA 07/06/2025
20 at SEA 06/22/2025	6 (2) vs. ATL 07/13/2025	Blocks	8 vs. ATL 07/13/2025	0 vs. CON 06/01/2025
9 (2) vs. IND 07/16/2025	0 at PHO 06/27/2025			
		Points in Paint	62 at ATL 06/29/2025	14 vs. CON 06/01/2025
56 vs. LVA 05/17/2025	18 vs. GSV 05/29/2025	Second Chance Points	26 vs. PHO 06/19/2025	4 vs. LAS 07/03/2025
21 vs. PHO 07/25/2025	0 (3) vs. IND 07/16/2025	Fast Break Points	19 at IND 06/14/2025	0 at WAS 06/05/2025
29 vs. CON 06/01/2025	6 (2) vs. ATL 07/13/2025	Biggest Lead	20 at ATL 06/29/2025	0 (3) vs. CHI 06/10/2025
57 vs. CON 06/01/2025	1 at ATL 06/29/2025	Bench Points	41 at CHI 05/22/2025	7 (2) vs. IND 07/22/2025
37 vs. GSV 05/27/2025	4 vs. ATL 06/17/2025	Points Off Turnovers	24 (2) vs. PHO 07/25/2025	6 vs. ATL 07/13/2025
32 vs. GSV 05/27/2025	9 vs. LVA 05/17/2025			





BY LIBERTY

BY OPPONENT

AN INDIVIDUAL...

38 PTS, Breanna Stewart: (NYL L, 79-88) vs. Minnesota, 09/15/24	Scored 30+ points	30 PTS, Layshia Clarendon: (NYL W, 96-89) vs. Los Angeles, 09/07/23
40 PTS, Breanna Stewart: (NYL W, 94-93) @ Dallas, 09/05/23	Scored 40+ points	53 PTS, Liz Cambage: (NYL L, 87-104) @ Dallas, 07/17/18
* Never Has Happened *	Scored 50+ points	53 PTS, Liz Cambage: (NYL L, 87-104) @ Dallas, 07/17/18
18 REB, Breanna Stewart: (NYL L, 79-88) vs. Minnesota, 09/15/24	Had 15+ Rebounds	16 REB, Angel Reese: (NYL W, 81-67) @ Chicago, 07/13/24
21 REB, Amanda Zahui B: (NYL L, 63-80) @ Las Vegas, 08/29/20	Had 20+ Rebounds	21 REB, Sylvia Fowles: (NYL W, 57-54) vs. Chicago, 07/11/10
16 AST, Sabrina Ionescu: (NYL W, 89-69) vs. Phoenix, 07/31/22	Had 15+ assists	16 AST, Courtney Vandersloot: (NYL W, 93-85) @ Chicago, 05/23/21
5 BLK, Jonquel Jones: (NYL W, 77-70) vs. Seattle, 09/05/24	Had 5+ Blocks	5 BLK, Shakira Austin: (NYL W, 85-80) @ Washington, 05/14/24
5 STL, Breanna Stewart: (NYL L, 93-99) @ Phoenix, 06/18/24	Had 5+ Steals	5 STL, DiJonai Carrington: (NYL W, 82-74) vs. Connecticut, 07/16/24
12 FGM, Breanna Stewart: (NYL L, 79-88) vs. Minnesota, 09/15/24	Made 10+ Field Goals	11 FGM, Skylar Diggins: (NYL W, 98-85) @ Seattle, 08/30/24
15 FGM, Breanna Stewart: (NYL W, 100-89) @ Indiana, 08/13/23	Made 15+ Field Goals	17 FGM, Liz Cambage: (NYL L, 87-104) @ Dallas, 07/17/18
7 3FGM, Sabrina Ionescu: (NYL L, 83-88) vs. Minnesota, 07/28/23	Made 7+ 3-Pointers	7 3FGM, Jewell Loyd: (NYL L, 83-99) vs. Seattle, 08/20/21
12 3FGM, Sabrina Ionescu: (NYL L, 79-88) vs. Minnesota, 09/15/24	10+ 3-Pointer Attempts	10 3FGM, Kelsey Plum: (NYL W, 75-71) vs. Las Vegas, 09/08/24
15 FTM, Kia Nurse: (NYL W, 98-92) @ Los Angeles, 06/15/19	Made 15+ Free Throws	15 FTM, Breanna Stewart: (NYL L, 71-79 (OT)) @ Seattle, 05/27/22
5 TO, Jonquel Jones: (NYL W, 98-85) @ Seattle, 08/30/24	5+ Turnovers	7 TO/6 TO, Brittney Griner/Natasha Cloud: (NYL W, 84-70) @ Phoenix, 08/26/24
11 FGM/10 FGM, Han Xu/Sabrina Ionescu: (NYL W, 116-107) @ Las Vegas, 07/06/22	Two Players with 10+ Field Goals Made	11 FGM/10 FGM, Brittney Griner/Skylar Diggins-Smith: (NYL L, 79-106) vs. Phoenix, 08/25/21
5 3FGM/5 3FGM, Sabrina Ionescu/Marine Johannès: (NYL W, 89-77) @ Atlanta, 06/24/22	Two Players with 5+ 3-Pointers Made	* Never Has Happened *
Breanna Stewart (33 PTS)/Sabrina Ionescu (24 PTS)/Kayla Thornton (20 PTS): (NYL W, 98-88) vs. Los Angeles, 06/22/24	Three Players with 20+ Points	Kelsey Plum (27 PTS)/A'ja Wilson (23 PTS)/Jackie Young (23 PTS): (NYL L, 101-107) vs. Las Vegas, 07/12/22
12 PTS, 12 REB, 12 AST, Sabrina Ionescu: (NYL W, 86-82) vs. Seattle, 07/25/23	Had a triple-double	19 PTS, 12 REB, 13 AST, Caitlin Clark: (NYL L, 78-83) @ Indiana, 07/06/24
1st period, Sabrina Ionescu: (NYL W, 82-74) vs. Connecticut, 07/16/24	Had a four-point play	3rd period, Karlie Samuelson: (NYL W, 87-71) @ Washington, 09/17/24

A TEAM...

.612 (41-67), (NYL W, 107-84) vs. Chicago, 07/15/18	Shot .600+ from the field	* Never Has Happened *
32 PTS, (NYL W, 99-67) @ Dallas, 09/12/24	Won by 20+ points	34 PTS, (NYL L, 74-108) vs. Las Vegas, 07/14/22
32 PTS, (NYL W, 99-67) @ Dallas, 09/12/24	Won by 30+ points	34 PTS, (NYL L, 74-108) vs. Las Vegas, 07/14/22
62 REB, (NYL L, 67-83) @ Phoenix, 09/05/20	Had 60+ rebounds	64 REB, (NYL L, 86-92 (OT)) vs. Indiana, 05/13/22
35 AST, (NYL W, 116-107) @ Las Vegas, 07/06/22	Had 35+ assists	* Never Has Happened *
33 AST, (NYL W, 105-91) @ Dallas, 09/10/24	Had 30+ assists	32 AST, (NYL L, 81-98) @ Las Vegas, 06/29/23
10 BLK, (NYL W, 77-70) vs. Seattle, 09/05/24	Had 10+ blocks	10 BLK, (NYL L, 76-103) @ Las Vegas, 06/17/21
16 STL, (NYL W, 81-66) @ Seattle, 07/02/23	Had 15+ steals	16 STL, (NYL L, 65-92) vs. Connecticut, 05/17/22
1st OT, (NYL W, 95-90 (OT)) @ Connecticut, 08/24/23	Overtime Win	1st OT, (NYL L, 81-92 (OT)) vs. Atlanta, 06/30/22
44 PTS (1st), (NYL W, 101-83) vs. Indiana, 07/23/23	40+ points scored in a quarter	42 PTS (4th), (NYL L, 92-101) @ Chicago, 08/07/19
73 PTS (2nd), (NYL L, 101-107) vs. Las Vegas, 07/12/22	70+ points scored in a half	71 PTS (1st), (NYL L, 74-108) vs. Las Vegas, 07/14/22

THE LIBERTY (SINGLE-SEASON)...

8/30/2024 — 9/12/2024 (5)	Won 5 straight	--
6/30/2024 — 8/22/2024 (6)	Won 5 straight at home	--
7/10/2024 — 8/26/2024 (5)	Won 5 straight on road	--
8/20/2022 — 5/19/2023 (5)	Lost 5 straight	--
7/17/2018 — 8/19/2018 (13)	Lost 10 straight	--
7/25/2020 — 9/13/2020 (11)	Lost 5 straight at home	--
7/7/2022 — 8/8/2022 (6)	Lost 5 straight on road	--





TEAM TREND	TTL	LAST GAME	TEAM TREND	TTL	LAST GAME
<4 Liberty w/ 10+ pts	6-3	vs. ATL 7/13/25	Liberty shoot 50.0% or better	5-1	vs. IND 7/22/25
4+ Liberty w/ 10+ pts	11-3	vs. PHO 7/25/25	Opp shoots 50.0% or better	0-2	@ ATL 6/29/25
5+ Liberty w/ 10+ pts	6-1	vs. IND 7/22/25	Liberty shoot 45.0% or better	8-1	vs. IND 7/22/25
6+ Liberty w/ 10+ pts	1-1	vs. IND 7/22/25	Liberty shoot 44.0% or below	9-3	vs. PHO 7/25/25
7+ Liberty w/ 10+ pts	0-0		Liberty shoot 40.0% or below	3-1	vs. ATL 7/13/25
8+ Liberty w/ 10+ pts	0-0		Opp shoots 45.0% or better	1-4	vs. SEA 7/6/25
Liberty no 20+ pt scorer	3-2	vs. IND 7/22/25	Opp shoots 40.0% or below	8-0	vs. IND 7/16/25
Opp no 20+ pt scorer	10-1	vs. IND 7/16/25	Liberty w/10+ 3-pointers made	11-0	vs. PHO 7/25/25
2+ Liberty w/20+ pt scorer	7-2	vs. PHO 7/25/25	Opp w/10+ 3-pointers made	7-2	vs. IND 7/22/25
2+ Opp w/20+ pt scorer	0-3	@ ATL 6/29/25	Liberty w/15+ 3-pointers made	2-0	vs. CON 6/1/25
3+ Liberty w/20+ pt scorer	0-0		Opp w/15+ 3-pointers made	0-2	@ PHO 6/27/25
3+ Opp w/20+ pt scorer	0-0		Liberty 3FG% 40.0% or better	6-0	vs. IND 7/22/25
Liberty w/30+ pt scorer	1-2	vs. PHO 6/19/25	Opp 3FG% 40.0% or better	2-2	@ PHO 6/27/25
Opp w/30+ pt scorer	1-1	@ IND 6/14/25	Liberty FT% 80.0 or better	14-4	vs. PHO 7/25/25
All 5 Starters w/10+ pts	1-0	vs. IND 7/22/25	Opp FT% 80.0 or better	8-2	vs. IND 7/22/25
Opp 5 Starters w/10+ pts	0-0		Liberty FT% below 70.0	1-0	vs. GSV 5/27/25
2+ reserves w/10+ pts	1-1	@ PHO 6/27/25	Opp FT% below 70.0	6-2	vs. PHO 7/25/25
Opp 2+ reserves w/10+ pts	1-1	@ PHO 6/27/25	Liberty FTM >= Opp FTA	10-3	vs. PHO 7/25/25
3+ reserves w/10+ pts	0-1	@ PHO 6/27/25	Opp FTM >= Liberty FTA	4-0	vs. IND 7/16/25
Opp 3+ reserves w/10+ pts	0-0		Liberty FG% >= Opp FG%	11-1	vs. PHO 7/25/25
Liberty <20 pts. in 1st qtr	4-4	vs. ATL 7/13/25	Opp FG% >= Liberty FG%	3-4	vs. SEA 7/6/25
Opp <20 pts. in 1st qtr	6-1	vs. LVA 7/8/25	Liberty w/30+ FTA	2-1	@ IND 6/14/25
Liberty w/30+ pts in 1st qtr	3-0	vs. IND 7/16/25	Opp w/30+ FTA	0-0	
Opp w/30+ pts in 1st qtr	1-0	@ GSV 6/25/25	Liberty w/20+ asts	12-2	vs. PHO 7/25/25
Liberty under 50 pts 1st half	12-5	vs. PHO 7/25/25	Opp w/20+ asts	7-6	vs. PHO 7/25/25
Opp under 50 pts 1st half	17-4	vs. PHO 7/25/25	Liberty w/25+ asts	6-0	vs. IND 7/22/25
Liberty 50+ pts 1st half	5-1	vs. IND 7/16/25	Opp w/25+ asts	1-3	@ ATL 6/29/25
Opp 50+ pts 1st half	0-2	@ PHO 6/27/25	Liberty w/30+ asts	2-0	vs. IND 7/16/25
Liberty 60+ pts in 1st half	1-0	vs. CON 6/1/25	Opp w/30+ asts	0-1	@ PHO 6/27/25
Opp 60+ pts in 1st half	0-1	@ PHO 6/27/25	Liberty asts >= Opp asts	10-0	vs. IND 7/22/25
Liberty lead by 10+ pts	13-1	vs. PHO 7/25/25	Opp asts >= Liberty asts	6-6	vs. SEA 7/6/25
Opp leads by 10+ pts	5-6	vs. PHO 7/25/25	Liberty w/12 or fewer TOs	8-2	vs. ATL 7/13/25
Games decided by 10+ points	10-3	vs. PHO 7/25/25	Opp w/12 or fewer TOs	5-4	vs. IND 7/16/25
Games decided by 4-9 points	5-3	vs. ATL 7/13/25	Liberty w/20+ TOs	0-1	@ SEA 6/22/25
Games decided by 3 or less points	2-0	@ GSV 6/25/25	Opp w/20+ TOs	3-0	vs. CHI 6/10/25
Both teams score 100+ pts	0-0		Liberty TO >= Opp TO	3-3	vs. PHO 7/25/25
Both teams under 100 pts	16-4	vs. PHO 7/25/25	Opp TO >= Liberty TO	10-1	vs. ATL 7/13/25
Liberty score under 100 pts	16-6	vs. PHO 7/25/25	Liberty w/50+ REB	1-0	@ WAS 5/30/25
Opp scores under 100 pts	17-4	vs. PHO 7/25/25	Opp w/50+ REB	3-0	vs. ATL 7/13/25
Liberty score 100+ pts	1-0	vs. CON 6/1/25	Liberty REB >= Opp REB	7-0	vs. PHO 7/25/25
Opp scores 100+ pts	0-2	@ PHO 6/27/25	Opp REB >= Liberty REB	10-6	vs. IND 7/22/25
Liberty score 110+ pts	0-0		Liberty w/10+ more REB than Opp	1-0	vs. ATL 6/17/25
Opp scores 110+ pts	0-0		Opp w/10+ more REB than NYL	4-2	vs. ATL 7/13/25
Liberty tied or lead after the 3rd qtr	15-1	vs. PHO 7/25/25	Liberty w/10+ stls	7-1	vs. LVA 7/8/25
Liberty tied or lead at halftime	12-1	vs. PHO 7/25/25	Opp w/10+ stls	2-3	vs. IND 7/22/25
Liberty tied or lead after 1st qtr	12-3	vs. IND 7/22/25	2+ Liberty w/double-double	0-0	
Liberty trailing after the 3rd qtr	2-5	vs. SEA 7/6/25	2+ Opp w/double-double	1-0	@ IND 5/24/25
Liberty trailing at halftime	5-5	vs. IND 7/22/25	3+ Liberty w/double-double	0-0	
Liberty trailing after 1st qtr	5-3	vs. PHO 7/25/25	3+ Opp w/double-double	0-0	
1st game Back-to-Back	2-0	vs. PHO 7/25/25	Liberty PITP >= Opp PITP	11-2	vs. IND 7/22/25
2nd game Back-to-Back	1-0	@ WAS 5/30/25	Opp PITP >= Liberty PITP	6-4	vs. PHO 7/25/25
1st game after a win	12-4	vs. PHO 7/25/25	Liberty 2CP >= Opp 2CP	6-2	vs. PHO 7/25/25
1st game after a loss	4-2	vs. LVA 7/8/25	Opp 2CP >= Liberty 2CP	10-3	vs. IND 7/22/25
On Monday	0-0		Liberty FB Pts >= Opp FB Pts	13-5	vs. PHO 7/25/25
On Tuesday	5-0	vs. IND 7/22/25	Opp FB Pts >= Liberty FB Pts	3-1	vs. ATL 7/13/25
On Wednesday	2-0	vs. IND 7/16/25	+3 Blocks	17-4	vs. PHO 7/25/25
On Thursday	4-1	vs. LAS 7/3/25	+5 Blocks	13-2	vs. PHO 7/25/25
On Friday	2-1	vs. PHO 7/25/25			
On Saturday	2-1	@ IND 6/14/25			
On Sunday	2-3	vs. ATL 7/13/25			
May	6-0	@ WAS 5/30/25			
June	5-5	@ ATL 6/29/25			
July	6-1	vs. PHO 7/25/25			





DATE	OPPONENT	H-R	W-L	SCORE NYL-OPP	HOME RECORD	ROAD RECORD	TOTAL RECORD	LIBERTY HI SCORER	PT	LIBERTY HI REBR	RB	LIBERTY HI ASSISTS	AST	OPPONENT HI SCORER	PT	ATTEND
5/17	LVA	H	W	92-78	1-0	0-0	1-0	B. Stewart	25	J. Jones	10	N. Cloud	9	A. Wilson	31	17,344
5/22	at CHI	R	W	99-74	1-0	1-0	2-0	N. Cloud	18	J. Jones	7	N. Cloud	8	R. Banham	15	9,025
5/24	at IND	R	W	90-88	1-0	2-0	3-0	J. Jones	26	J. Jones	12	N. Cloud	6	A. Boston	27	17,274
5/27	GSV	H	W	95-67	2-0	2-0	4-0	B. Stewart	24	J. Jones	10	N. Cloud	10	V. Burton/K. Thornton	13	14,774
5/29	GSV	H	W	82-77	3-0	2-0	5-0	B. Stewart	27	L. Fiebich	8	N. Cloud	5	J. Salaün	18	14,951
5/30	at WAS	R	W	85-63	3-0	3-0	6-0	S. Ionescu	28	J. Jones	18	B. Stewart	7	B. Sykes	20	4,200
6/1	CON	H	W	100-52	4-0	3-0	7-0	S. Ionescu	18	J. Jones	11	N. Cloud	7	T. Charles/J. Sheldon	10	17,415
6/5	at WAS	R	W	86-78	4-0	4-0	8-0	B. Stewart	26	B. Stewart	11	S. Ionescu	7	K. Iriafe	17	4,200
6/10	CHI	H	W	85-66	5-0	4-0	9-0	S. Ionescu	23	B. Stewart	7	S. Ionescu	7	A. Reese	17	16,081
6/14	at IND	R	L	88-102	5-0	4-1	9-1	S. Ionescu	34	N. Sabally	9	N. Cloud	5	C. Clark	32	17,274
6/17	ATL	H	W	86-81	6-0	4-1	10-1	S. Ionescu	34	J. Jones	10	S. Ionescu/N. Cloud	5	T. Paopao	16	15,149
6/19	PHO	H	L	81-89	6-1	4-1	10-2	B. Stewart	35	N. Sabally	7	N. Cloud	10	M. Akoka Makani	21	16,383
6/22	at SEA	R	L	79-89	6-1	4-2	10-3	B. Stewart	18	N. Sabally/B. Stewart	9	N. Cloud	8	N. Ogwumike	26	12,500
6/25	at GSV	R	W	81-78	6-1	5-2	11-3	B. Stewart	23	B. Stewart	10	N. Cloud	7	K. Martin	21	18,064
6/27	at PHO	R	L	91-106	6-1	5-3	11-4	B. Stewart	17	N. Sabally	6	S. Ionescu/N. Cloud	7	S. Sabally	25	12,009
6/29	at ATL	R	L	81-90	6-1	5-4	11-5	B. Stewart	21	B. Stewart	9	N. Cloud	6	B. Jones	21	3,265
7/3	LAS	H	W	89-79	7-1	5-4	12-5	N. Cloud	23	B. Stewart	14	N. Cloud	7	D. Hamby	25	15,956
7/6	SEA	H	L	70-79	7-2	5-4	12-6	S. Ionescu	22	S. Ionescu	9	S. Ionescu	6	G. Williams	16	15,515
7/8	LVA	H	W	87-78	8-2	5-4	13-6	S. Ionescu	28	L. Fiebich	9	S. Ionescu	8	J. Young	19	15,041
7/13	ATL	H	W	79-72	9-2	5-4	14-6	L. Fiebich	21	B. Stewart	10	S. Ionescu	5	A. Gray	16	17,265
7/16	IND	H	W	98-77	10-2	5-4	15-6	B. Stewart	24	B. Stewart	11	S. Ionescu	9	K. Mitchell	16	17,371
7/22	IND	H	W	98-84	11-2	5-4	16-6	J. Jones	18	J. Jones	9	S. Ionescu	9	K. Mitchell	29	17,365
7/25	PHO	H	W	89-76	12-2	5-4	17-6	S. Ionescu	29	J. Jones	11	S. Ionescu	8	A. Thomas	20	17,515
7/26	LAS	--	--	--	--	--	--	--	--	--	--	--	--	--	--	--
7/28	at DAL	--	--	--	--	--	--	--	--	--	--	--	--	--	--	--
7/30	at MIN	--	--	--	--	--	--	--	--	--	--	--	--	--	--	--
8/1	at CON	--	--	--	--	--	--	--	--	--	--	--	--	--	--	--
8/3	at CON	--	--	--	--	--	--	--	--	--	--	--	--	--	--	--
8/5	DAL	--	--	--	--	--	--	--	--	--	--	--	--	--	--	--
8/8	at DAL	--	--	--	--	--	--	--	--	--	--	--	--	--	--	--
8/10	MIN	--	--	--	--	--	--	--	--	--	--	--	--	--	--	--
8/12	at LAS	--	--	--	--	--	--	--	--	--	--	--	--	--	--	--
8/13	at LVA	--	--	--	--	--	--	--	--	--	--	--	--	--	--	--
8/16	at MIN	--	--	--	--	--	--	--	--	--	--	--	--	--	--	--
8/19	MIN	--	--	--	--	--	--	--	--	--	--	--	--	--	--	--
8/21	CHI	--	--	--	--	--	--	--	--	--	--	--	--	--	--	--
8/23	at ATL	--	--	--	--	--	--	--	--	--	--	--	--	--	--	--
8/25	CON	--	--	--	--	--	--	--	--	--	--	--	--	--	--	--
8/28	WAS	--	--	--	--	--	--	--	--	--	--	--	--	--	--	--
8/30	at PHO	--	--	--	--	--	--	--	--	--	--	--	--	--	--	--
9/2	at GSV	--	--	--	--	--	--	--	--	--	--	--	--	--	--	--
9/5	at SEA	--	--	--	--	--	--	--	--	--	--	--	--	--	--	--
9/9	WAS	--	--	--	--	--	--	--	--	--	--	--	--	--	--	--
9/11	at CHI	--	--	--	--	--	--	--	--	--	--	--	--	--	--	--





WNBA

	LEAGUE	GAMES	W-L	PCT	GB	CONF	DIV	HOME	AWAY	L10	STRK	CONF	DIV
Minnesota Lynx	1	26	22-4	.846	0	15-2	0-0	14-0	8-4	8-2	W4	1	0
New York Liberty	2	23	17-6	.739	0	10-2	0-0	12-2	5-4	7-3	W5	1	0
Phoenix Mercury	3	24	15-9	.625	6.0	9-7	0-0	9-4	6-5	5-5	L3	2	0
Seattle Storm	4	25	15-10	.600	6.5	9-6	0-0	8-5	7-5	6-4	W1	3	0
Atlanta Dream	5	24	14-10	.583	3.5	9-6	0-0	8-3	6-7	4-6	W1	2	0
Indiana Fever	6	25	13-12	.520	5.0	8-7	0-0	8-6	5-6	6-4	W1	3	0
Las Vegas Aces	7	25	12-13	.480	9.5	6-7	0-0	7-4	5-9	5-5	L2	4	0
Washington Mystics	8	23	11-12	.478	6.0	6-5	0-0	7-4	4-8	6-4	L2	4	0
Golden State Valkyries	9	23	11-12	.478	9.5	6-8	0-0	8-4	3-8	4-6	W1	5	0
Los Angeles Sparks	10	24	10-14	.417	11.0	3-10	0-0	3-8	7-6	6-4	W4	6	0
Chicago Sky	11	24	7-17	.292	10.5	1-9	0-0	4-7	3-10	3-7	L4	5	0
Dallas Wings	12	25	7-18	.280	14.5	3-11	0-0	4-7	3-11	4-6	L1	7	0
Connecticut Sun	13	23	3-20	.130	14.0	2-7	0-0	2-9	1-11	1-9	L4	6	0

EASTERN CONFERENCE

	CONF	GAMES	W-L	PCT	GB	CONF	DIV	HOME	AWAY	L10	STRK	LEAGUE	DIV
New York Liberty	1	23	17-6	.739	0	10-2	0-0	12-2	5-4	7-3	W5	2	0
Atlanta Dream	2	24	14-10	.583	3.5	9-6	0-0	8-3	6-7	4-6	W1	5	0
Indiana Fever	3	25	13-12	.520	5.0	8-7	0-0	8-6	5-6	6-4	W1	6	0
Washington Mystics	4	23	11-12	.478	6.0	6-5	0-0	7-4	4-8	6-4	L2	8	0
Chicago Sky	5	24	7-17	.292	10.5	1-9	0-0	4-7	3-10	3-7	L4	11	0
Connecticut Sun	6	23	3-20	.130	14.0	2-7	0-0	2-9	1-11	1-9	L4	13	0

WESTERN CONFERENCE

	CONF	GAMES	W-L	PCT	GB	CONF	DIV	HOME	AWAY	L10	STRK	LEAGUE	DIV
Minnesota Lynx	1	26	22-4	.846	0	15-2	0-0	14-0	8-4	8-2	W4	1	0
Phoenix Mercury	2	24	15-9	.625	6.0	9-7	0-0	9-4	6-5	5-5	L3	3	0
Seattle Storm	3	25	15-10	.600	6.5	9-6	0-0	8-5	7-5	6-4	W1	4	0
Las Vegas Aces	4	25	12-13	.480	9.5	6-7	0-0	7-4	5-9	5-5	L2	7	0
Golden State Valkyries	5	23	11-12	.478	9.5	6-8	0-0	8-4	3-8	4-6	W1	9	0
Los Angeles Sparks	6	24	10-14	.417	11.0	3-10	0-0	3-8	7-6	6-4	W4	10	0
Dallas Wings	7	25	7-18	.280	14.5	3-11	0-0	4-7	3-11	4-6	L1	12	0





WNBA

	PPG	FGM/G	FG%	3FGM/ G	3FG%	FT%	ORPG	DRPG	RPG	APG	SPG	TOV/G	BPG	PF/G
Atlanta	5	8	7	5	9	11	4	*1	*1	5	13	3	6	11
Chicago	12	9	10	10	6	9	2	5	4	9	11	13	7	5
Connecticut	13	13	13	12	13	3	9	13	13	13	8	8	8	*1
Dallas	7	5	9	11	10	5	*1	7 T	3	7	6	9	5	2
Golden State	10	12	12	3	12	4	3	3	2	10	10	10	13	7
Indiana	4	2	3	7	7	10	8	7 T	9	8	7	7	11	4
Las Vegas	9	11	11	8	11	2	11	10	10	12	9	5	3 T	9
Los Angeles	3	7	2	6	2	12	10	11	11	6	5	12	10	8
Minnesota	2	*1	*1	4	3	6	7	6	7	*1	4	2	*1	13
New York	*1	4	4	*1	*1	*1	12	2	6	2	*1	6	2	12
Phoenix	6	6	8	2	4	8	6	9	8	4	3	4	9	6
Seattle	8	3	5	9	5	7	13	12	12	3	2	*1	3 T	10
Washington	11	10	6	13	8	13	5	4	5	11	12	11	12	3

EASTERN CONFERENCE

	PPG	FGM/G	FG%	3FGM/ G	3FG%	FT%	ORPG	DRPG	RPG	APG	SPG	TOV/G	BPG	PF/G
Atlanta	3	3	4	2	5	5	2	*1	*1	2	6	*1	2	5
Chicago	5	4	5	4	2	3	*1	4	2	4	4	6	3	4
Connecticut	6	6	6	5	6	2	5	6	6	6	3	4	4	*1
Indiana	2	*1	*1	3	3	4	4	5	5	3	2	3	5	3
New York	*1	2	2	*1	*1	*1	6	2	4	*1	*1	2	*1	6
Washington	4	5	3	6	4	6	3	3	3	5	5	5	6	2

WESTERN CONFERENCE

	PPG	FGM/G	FG%	3FGM/ G	3FG%	FT%	ORPG	DRPG	RPG	APG	SPG	TOV/G	BPG	PF/G
Dallas	4	3	5	7	5	3	*1	3	2	5	5	5	4	*1
Golden State	7	7	7	2	7	2	2	*1	*1	6	7	6	7	3
Las Vegas	6	6	6	5	6	*1	6	5	5	7	6	4	2 T	5
Los Angeles	2	5	2	4	*1	7	5	6	6	4	4	7	6	4
Minnesota	*1	*1	*1	3	2	4	4	2	3	*1	3	2	*1	7
Phoenix	3	4	4	*1	3	6	3	4	4	3	2	3	5	2
Seattle	5	2	3	6	4	5	7	7	7	2	*1	*1	2 T	6

* = WNBA leader | T = Tied for position





GAME	BURKE	CLOUD	FIEBICH	GARDNER	HARRISON	IONESCU	JOHANNÉS	JONES	SABALLY	SHERROD	STEWART	TALBOT
5/17/25 vs. Aces	11	9	7	7	0	7	-1	19	3	0	8	--
5/22/25 at Sky	13	27	16	3	-3	5	24	15	7	-3	24	--
5/24/25 at Fever	10	13	-2	-7	0	11	-10	2	0	0	-7	--
5/27/25 vs. Valkyries	5	20	13	16	7	24	8	23	0	3	21	--
5/29/25 vs. Valkyries	6	14	8	-10	-4	4	-4	0	0	0	11	--
5/30/25 at Mystics	3	13	23	4	-2	20	2	23	0	2	20	--
6/1/25 vs. Sun	1	44	43	5	8	38	22	40	0	1	44	--
6/5/25 at Mystics	-7	10	13	14	1	5	-1	-1	0	0	6	--
6/10/25 vs. Sky	12	14	18	5	0	30	4	0	12	-9	14	--
6/14/25 at Fever	-11	-19	--	0	-14	-10	-13	0	3	0	-6	--
6/17/25 vs. Dream	-11	-4	--	8	-3	11	23	8	-3	-2	-2	--
6/19/25 vs. Mercury	-5	-2	--	-1	-7	-10	-5	-1	-1	-6	-2	--
6/22/25 at Storm	-7	-16	--	-2	-1	0	-10	0	-5	-4	-5	--
6/25/25 at Valkyries	1	-7	--	9	5	-8	12	I - INJ	-3	0	6	--
6/27/25 at Mercury	-11	-16	--	-1	7	-9	-5	0	-22	-4	-20	--
6/29/25 at Dream	3	-8	--	-11	9	-19	1	I - INJ	-6	0	-14	--
7/3/25 vs. Sparks	2	18	6	-3	10	8	-6	0	3	0	12	--
7/6/25 vs. Storm	1	-13	-20	-14	0	-11	5	0	6	8	-15	--
7/8/25 vs. Aces	12	0	5	9	0	13	1	0	2	-4	7	--
7/13/25 vs. Dream	9	-1	4	-4	7	4	7	0	0	0	9	--
7/16/25 vs. Fever	3	28	18	2	3	18	3	0	18	-11	23	--
7/22/25 vs. Fever	14	2	10	0	6	-1	17	8	0	0	12	2
7/25/25 vs. Mercury	16	20	-3	1	0	8	15	7	0	0	9	-8
Season Totals:	70	146	159	30	29	138	89	143	14	-29	155	-6
Per Game:	3.04	6.35	9.94	1.30	1.26	6.00	3.87	6.81	0.61	-1.26	6.74	-3.00
Per 48:	6.49	11.25	17.48	5.14	6.91	9.68	10.30	26.64	2.31	-13.60	9.89	-37.48





Sandy Brondello

Head Coach – 2 Time WNBA Champion (2014, 2024)



Veteran WNBA coach, player, and former Australian Olympian Sandy Brondello was named the ninth head coach in Liberty franchise history in January 2022. Brondello joined New York after an eight-year head coaching tenure with the Phoenix Mercury where she led the team to a playoff appearance in each of her eight seasons. A two-time WNBA Champion head coach, Brondello holds an overall regular season record of 244-164 (.598) over her 12 combined seasons at the helm of the New York Liberty, Phoenix Mercury and San Antonio Silver Stars - making her the sixth-winningest coach in WNBA history.

Additionally, Brondello has compiled a 39-30 postseason record throughout her head coaching career, ranking her as the second-winningest coach in league postseason history. In 2014, Sandy was named the WNBA Coach of the Year after she led Phoenix to a WNBA regular season-record 29 wins and capped the season with a WNBA Championship. In 2023, Brondello led the Liberty to the Commissioner's Cup Championship and first WNBA Finals appearance since 2002.

Brondello made history in 2024 after leading the New York Liberty to its first WNBA Championship in franchise history and the city's first professional basketball championship since 1973.

A 20-year veteran of the WNBA coaching ranks, Brondello has been affiliated with the league for 25 of its 28 seasons, including her time as a player. A proven winner internationally and in the WNBA, her 20 total years as an assistant coach and head coach have featured 17 playoff appearances, highlighted by a perfect 12-for-12 in postseason berths as a head coach.

In those 12 postseasons, Sandy led her teams to nine Semifinals round berths (formerly conference finals) and four WNBA Finals appearances in 2014, 2021, 2023, 2024 – including two titles. Prior to her time with the Mercury, Brondello served as lead assistant coach for the Los Angeles Sparks (2011-13) under 2012 WNBA Coach of the Year Carol Ross. Brondello led the San Antonio Silver Stars to a 2010 playoff berth in her debut season at the helm following five seasons on the Silver Stars bench as an assistant under Dan Hughes (2005-09), the fifth-winningest coach in league history.

A 2010 inductee into the Australian Basketball Hall of Fame, Brondello was named the 11th head coach for the Australian Women's National Basketball team on April 17, 2017. Brondello led the Australian National Team to a Bronze medal in the Paris Olympics Games, and most recently, re-signed with the Opals for the 2028 Los Angeles Summer Olympics. In addition to her work internationally with the Australian Women's National Basketball team, Brondello previously served as an assistant coach with UMMC Ekaterinburg in Russia from 2012-2017.

Brondello finished a stellar 17-year professional playing career with a five-year run in the WNBA in which she played for Detroit (1998-99), Miami (2001-02) and Seattle (2003), and was named a 1999 WNBA All-Star. She began her career with the Women's National Basketball League (WNBL) in Australia (1986-96) and was named the league MVP in 1995. The 5-7 guard was a 10-time German Cup champion while playing with BTV Wuppertal (1992-2002), a three-time European Cup All-Star selection (1994, 1996, 1997), and the 1996 European Cup MVP when she led her team to the title.


An 18-year member of the Australian National Team, Brondello is a four-time Olympian, a two-time silver medalist (2000, 2004) and was named the 1992 Australian International Player of the Year.

Brondello is married to Liberty assistant coach, Olaf Lange, and the couple have two children, Brody and Jayda.

ASSISTANT COACHES



**OLAF
LANGE**



**SONIA
RAMAN**



**ZACH
O'BRIEN**





#22 Kennedy Burke

Guard • 6-1 • 182lbs • 28 • UCLA/USA

5 Years Pro

WNBA Champion with New York Liberty (2024). Two-time Ligue Féminine de Basketball (LFB) Most Valuable Player (2023, 2024). Drafted No. 22 overall by Dallas Wings in the 2019 WNBA Draft. (she/her/hers)

	GP	GS	PPG	RPG	APG	SPG	BPG	MPG	FG%	3FG%	FT%	2025-26 HIGHS				CAREER HIGHS			
2025-26	23	6	8.7	2.4	1.3	1.13	0.65	22.5	.493	.475	.750	PTS	20 NYL at GSV 6/25/25	23 IND vs. SEA 8/20/20					
Career	153	31	5.1	1.6	0.8	0.69	0.33	14.4	.438	.359	.693	FGM	6 2 times (NYL @ GSV, 6/25/25)	7 2 times (IND vs. SEA, 8/20/20)					
												FGA	14 NYL at GSV 6/25/25	14 NYL at GSV 6/25/25					
												3FGM	4 4 times (NYL vs. LAS, 7/3/25)	4 5 times (NYL vs. LAS, 7/3/25)					
												3FGA	9 NYL at GSV 6/25/25	9 NYL at GSV 6/25/25					
												FTM	4 NYL at GSV 6/25/25	7 IND vs. LAS 8/29/19					
2025-26	10	1	--	--	--	--	1	3	--	--	--	FTA	4 3 times (NYL @ GSV, 6/25/25)	9 IND vs. SEA 8/20/20					
												OREB	4 NYL at GSV 6/25/25	4 3 times (NYL @ GSV, 6/25/25)					
												DREB	6 NYL vs. GSV 5/29/25	6 NYL vs. GSV 5/29/25					
												TREB	7 NYL vs. GSV 5/29/25	7 NYL vs. GSV 5/29/25					
												ASTS	4 NYL vs. ATL 7/13/25	4 5 times (NYL vs. ATL, 7/13/25)					
												STLS	6 NYL vs. LVA 7/8/25	6 NYL vs. LVA 7/8/25					
												BLKS	3 NYL vs. LAS 7/3/25	4 IND at LAS 8/22/19					
												MINS	32 NYL vs. LVA 7/8/25	34 IND at LAS 8/22/19					

RECENT GAMES														
OPPONENT	W/L	MIN	FG-A	3P-A	FT-A	OR	DR	TR	A	PF	ST	TO	BS	PTS
7/25 vs. PHO	W	21:59	1-5	0-3	2-2	0	2	2	2	1	1	1	2	4
7/22 vs. IND	W	17:19	3-5	1-2	0-0	0	2	2	0	1	0	1	0	7
7/16 vs. IND	W	20:19	2-4	2-2	0-0	0	1	1	2	0	0	0	0	6
7/13 vs. ATL	W	18:09	3-6	1-3	0-0	1	2	3	4	1	1	0	0	7
7/8 vs. LVA	W	31:34	4-7	1-4	1-3	0	0	0	0	2	6	1	0	10



#9 Natasha Cloud

Guard • 5-10 • 160lbs • 33 • St. Joseph's (PA)/USA

10 Years Pro

WNBA Assists Leader (2022). WNBA All-Defensive First Team (2022). WNBA Champion with Washington Mystics (2019). WNBA All-Defensive Second Team (2019, 2024). (she/her/hers)

	GP	GS	PPG	RPG	APG	SPG	BPG	MPG	FG%	3FG%	FT%	2025-26 HIGHS				CAREER HIGHS				
2025-26	22	22	9.9	3.6	5.7	1.36	0.32	28.3	.421	.329	.930	PTS	23 NYL vs. LAS 7/3/25				31 PHO at LAS 7/7/24			
Career	308	264	8.7	3.3	5.4	1.04	0.24	28.1	.387	.311	.814	FGM	8 2 times (NYL @ ATL, 6/29/25)				10 2 times (PHO @ LAS, 7/7/24)			
												FGA	17 NYL vs. LVA 5/17/25				21 WAS at MIN 7/26/23			
												3FGM	4 NYL at CHI 5/22/25				5 2 times (PHO @ IND, 8/16/24)			
												3FGA	7 NYL vs. GSV 5/29/25				11 WAS vs. LVA 7/13/19			
												FTM	6 NYL vs. LAS 7/3/25				10 WAS at NYL 6/25/23			
2025-26	10	3	--	--	2	--	3		--		--	FTA	6 3 times (NYL vs. PHO, 7/25/25)				11 WAS at NYL 6/25/23			
												OREB	2 NYL at SEA 6/22/25				3 WAS at CHI 6/5/22			
												DREB	6 2 times (NYL @ IND, 5/24/25)				9 WAS vs. ATL 6/17/21			
												TREB	7 NYL at IND 5/24/25				9 3 times (PHO @ WAS, 7/16/24)			
												ASTS	10 2 times (NYL vs. PHO, 6/19/25)				15 WAS vs. ATL 9/8/23			
												STLS	5 NYL at IND 5/24/25				6 WAS vs. MIN 6/8/21			
												BLKS	2 2 times (NYL @ IND, 5/24/25)				3 PHO at CON 7/14/24			
												MINS	35 NYL at IND 5/24/25				44 PHO at DAL 6/9/24			
DND - Injury																				



#13 Leonie Fiebich

Forward • 6-4 • 150lbs • 25 • /Germany

2 Years Pro

WNBA Champion with New York Liberty (2024). WNBA All-Rookie Team (2024). Two-time LF Endesa Most Valuable Player in Spain (2023, 2024). Olympian (2024). (she/her/hers)

	GP	GS	PPG	RPG	APG	SPG	BPG	MPG	FG%	3FG%	FT%	2025-26 HIGHS				CAREER HIGHS				
2025-26	16	16	9.3	4.1	1.2	0.88	0.50	27.3	.586	.540	.826	PTS	21 NYL vs. ATL 7/13/25				21 NYL vs. ATL 7/13/25			
Career	56	31	7.4	3.3	1.6	0.93	0.27	22.7	.510	.463	.771	FGM	8 NYL vs. ATL 7/13/25				8 NYL vs. ATL 7/13/25			
												FGA	11 NYL vs. LVA 7/8/25				13 NYL vs. DAL 8/22/24			
												3FGM	4 NYL vs. ATL 7/13/25				4 5 times (NYL vs. ATL, 7/13/25)			
												3FGA	6 NYL vs. LVA 7/8/25				9 NYL vs. DAL 8/22/24			
												FTM	5 NYL vs. IND 7/22/25				5 NYL vs. IND 7/22/25			
												FTA	6 NYL vs. IND 7/22/25				6 NYL vs. IND 7/22/25			
												OREB	3 NYL vs. GSV 5/29/25				5 NYL at ATL 6/6/24			
												DREB	8 2 times (NYL vs. LVA, 7/8/25)				8 2 times (NYL vs. LVA, 7/8/25)			
												TREB	9 2 times (NYL vs. LVA, 7/8/25)				9 4 times (NYL vs. LVA, 7/8/25)			
												ASTS	4 NYL vs. ATL 7/13/25				5 4 times (NYL @ CON, 7/10/24)			
												STLS	3 NYL vs. LVA 5/17/25				4 NYL at LAS 8/15/24			
												BLKS	3 2 times (NYL vs. LVA, 7/8/25)				3 2 times (NYL vs. LVA, 7/8/25)			
												MINS	34 NYL vs. IND 7/22/25				34 NYL vs. IND 7/22/25			
RECENT GAMES																				
OPPONENT	W/L	MIN	FG-A	3P-A	FT-A	OR	DR	TR	A	PF	ST	TO	BS	PTS						
7/25 vs. PHO	W	30:55	4-6	3-4	2-2	0	5	5	2	4	2	4	0	13						
7/22 vs. IND	W	33:37	5-7	2-2	5-6	0	5	5	2	3	1	1	0	17						
7/16 vs. IND	W	25:27	4-6	1-2	1-1	0	1	1	1	4	0	1	0	10						
7/13 vs. ATL	W	32:39	8-9	4-5	1-1	1	3	4	4	3	1	0	0	21						
7/8 vs. LVA	W	32:36	6-11	2-6	1-1	1	8	9	2	4	0	0	3	15						



#7 Rebekah Gardner

Guard • 6-1 • 130lbs • 35 • UCLA/USA

2 Years Pro

Named to 2022 All-WNBA Rookie Team. Recorded a career-high of 18 points and 10 rebounds, recording her first career double-double in the WNBA 7/14/2022 at Los Angeles. (she/her/hers)

	GP	GS	PPG	RPG	APG	SPG	BPG	MPG	FG%	3FG%	FT%			
2025-26	22	4	4.0	1.8	0.6	0.50	0.23	12.7	.500	.417	.813	PTS	2025-26 HIGHS	CAREER HIGHS
Career	60	6	6.8	2.8	1.1	1.10	0.42	18.3	.527	.394	.817	FGM	12 NYL at SEA 6/22/25	18 CHI at LAS 7/14/22
												FGA	5 NYL at SEA 6/22/25	8 CHI at LAS 7/14/22
												3FGM	10 NYL at GSV 6/25/25	12 2 times (CHI @ NYL, 7/23/22)
												3FGA	2 2 times (NYL @ GSV, 6/25/25)	3 CHI vs. ATL 6/17/22
												FTM	5 NYL at GSV 6/25/25	5 NYL at GSV 6/25/25
												FTA	4 NYL at WAS 6/5/25	5 CHI vs. PHO 7/2/22
												OREB	4 NYL at WAS 6/5/25	6 2 times (CHI @ NYL, 7/23/22)
												DREB	3 NYL at GSV 6/25/25	4 2 times (CHI @ LAS, 7/14/22)
												TREB	4 NYL vs. PHO 6/19/25	6 3 times (CHI vs. WAS, 5/26/23)
												ASTS	5 NYL vs. PHO 6/19/25	10 CHI at LAS 7/14/22
												STLS	4 NYL vs. CON 6/1/25	5 CHI vs. ATL 6/17/22
												BLKS	2 3 times (NYL vs. IND, 7/16/25)	4 2 times (CHI @ MIN, 5/19/23)
												MINS	1 5 times (NYL @ ATL, 6/29/25)	3 CHI at NYL 7/23/22
													34 NYL at GSV 6/25/25	34 NYL at GSV 6/25/25



#21 Isabelle Harrison

Forward • 6-3 • 183lbs • 31 • Tennessee/USA

7 Years Pro

Community Assist Award (2022). Became the third player in WNBA history to have 20+ points, 8+ rebounds and 4+ steals off the bench on 6/30/2021 vs Chicago Sky, tying her career-high in points (23). AP Comeback Player of the Year (2019). (she/her/hers)

	GP	GS	PPG	RPG	APG	SPG	BPG	MPG	FG%	3FG%	FT%			
2025-26	20	0	4.3	2.9	0.7	0.65	0.05	10.1	.515	.250	.722	PTS	2025-26 HIGHS	CAREER HIGHS
Career	223	102	7.8	4.6	1.0	0.78	0.42	19.1	.476	.200	.751	FGM	13 NYL vs. IND 7/22/25	23 3 times (DAL @ NYL, 7/5/21)
												FGA	5 2 times (NYL vs. IND, 7/22/25)	10 4 times (DAL @ WAS, 8/26/21)
												3FGM	8 NYL at PHO 6/27/25	18 CHI vs. DAL 9/8/24
												3FGA	1 2 times (NYL vs. IND, 7/16/25)	1 8 times (NYL vs. IND, 7/16/25)
												FTM	2 NYL vs. IND 7/16/25	2 3 times (NYL vs. IND, 7/16/25)
												FTA	3 2 times (NYL vs. IND, 7/22/25)	8 DAL vs. IND 8/20/21
												OREB	4 NYL vs. ATL 7/13/25	10 LVA vs. PHO 5/19/17
												DREB	3 2 times (NYL vs. ATL, 7/13/25)	7 DAL at CON 8/18/19
												TREB	5 2 times (NYL @ ATL, 6/29/25)	11 CHI at NYL 7/11/24
												ASTS	6 3 times (NYL vs. ATL, 7/13/25)	13 3 times (DAL @ CON, 8/18/19)
												STLS	2 3 times (NYL vs. LAS, 7/3/25)	6 LVA vs. CHI 6/30/17
												BLKS	3 2 times (NYL vs. IND, 7/16/25)	4 3 times (DAL vs. MIN, 5/21/22)
												MINS	1 NYL vs. IND 7/16/25	5 2 times (DAL @ ATL, 5/24/19)
													21 NYL at ATL 6/29/25	38 DAL at WAS 8/28/21



#20 Sabrina Ionescu

Guard • 5-11 • 165lbs • 27 • Oregon/USA

5 Years Pro

WNBA Champion with New York Liberty (2024). All-WNBA Second Team (2022, 2023, 2024). WNBA All-Star (2022, 2023, 2024, 2025). Olympic Gold Medalist (2024). (she/her/hers)

	GP	GS	PPG	RPG	APG	SPG	BPG	MPG	FG%	3FG%	FT%			
2025-26	22	22	18.9	4.5	5.8	1.41	0.50	31.1	.386	.320	.938	PTS	2025-26 HIGHS	CAREER HIGHS
Career	165	161	16.7	5.5	5.9	1.00	0.36	31.4	.402	.357	.911	FGM	34 2 times (NYL vs. ATL, 6/17/25)	37 NYL at ATL 6/9/23
												FGA	12 NYL vs. ATL 6/17/25	13 NYL vs. MIN 6/5/22
												3FGM	23 NYL vs. LVA 7/8/25	24 NYL vs. MIN 6/5/22
												3FGA	6 NYL vs. GSV 5/29/25	8 NYL at ATL 6/9/23
												FTM	15 NYL vs. GSV 5/29/25	15 NYL vs. GSV 5/29/25
												FTA	9 2 times (NYL vs. LVA, 7/8/25)	12 NYL at DAL 8/8/22
												OREB	10 NYL vs. LVA 7/8/25	12 NYL at DAL 8/8/22
												DREB	3 NYL vs. LVA 7/8/25	6 NYL vs. SEA 7/25/23
												TREB	7 2 times (NYL vs. SEA, 7/6/25)	13 NYL vs. CHI 6/12/22
												ASTS	9 NYL vs. SEA 7/6/25	13 3 times (NYL @ LVA, 7/6/22)
												STLS	9 2 times (NYL vs. IND, 7/22/25)	16 NYL vs. PHO 7/31/22
												BLKS	4 NYL vs. CHI 6/10/25	4 3 times (NYL vs. CHI, 6/10/25)
												MINS	2 3 times (NYL vs. IND, 7/22/25)	3 2 times (NYL vs. MIN, 7/28/23)
													38 NYL vs. ATL 6/17/25	42 NYL vs. ATL 6/30/22





#23 Marine Johannès

Guard • 5-10 • 134lbs • 30 • /France

3 Years Pro

Olympic Silver Medalist (2024). FIBA EuroCup Women Champion (2023). FIBA EuroCup Women Most Valuable Player (2023). WNBA-Best 3-Point Percentage (43.7%) Among Players with 100-Plus Attempts in 2022. (she/her/hers)

	GP	GS	PPG	RPG	APG	SPG	BPG	MPG	FG%	3FG%	FT%	2025-26 HIGHS				CAREER HIGHS			
2025-26	23	1	6.7	2.2	1.3	0.70	0.26	18.0	.455	.385	.857	PTS	18 NYL vs. GSV 5/27/25	23 NYL vs. SEA 6/19/22					
Career	101	16	7.7	1.7	2.1	0.60	0.14	20.1	.440	.393	.812	FGM	7 NYL at SEA 6/22/25	9 NYL vs. SEA 6/19/22					
												FGA	13 NYL at SEA 6/22/25	15 NYL vs. ATL 6/13/23					
												3FGM	6 NYL vs. GSV 5/27/25	6 2 times (NYL vs. GSV, 5/27/25)					
												3FGA	11 NYL vs. GSV 5/27/25	11 NYL vs. GSV 5/27/25					
												FTM	3 NYL vs. LVA 7/8/25	5 NYL vs. CON 9/1/23					
2025-26	7	--	--	--	--	--	--	2	--	--	--	FTA	3 NYL vs. LVA 7/8/25	6 NYL vs. CON 9/1/23					
												OREB	2 2 times (NYL vs. ATL, 6/17/25)	4 NYL vs. CON 8/30/19					
												DREB	5 NYL at SEA 6/22/25	5 3 times (NYL @ SEA, 6/22/25)					
												TREB	6 NYL vs. ATL 6/17/25	6 2 times (NYL vs. ATL, 6/17/25)					
												ASTS	6 NYL vs. CON 6/1/25	9 NYL at LVA 7/6/22					
												STLS	4 NYL vs. GSV 5/27/25	4 2 times (NYL vs. GSV, 5/27/25)					
												BLKS	1 6 times (NYL vs. PHO, 7/25/25)	2 NYL at CON 7/24/19					
												MINS	36 NYL at SEA 6/22/25	38 NYL vs. ATL 6/30/22					

RECENT GAMES															
OPPONENT	W/L	MIN	FG-A	3P-A	FT-A	OR	DR	TR	A	PF	ST	TO	BS	PTS	
7/25 vs. PHO	W	15:59	2-2	1-1	0-0	0	2	2	0	2	0	0	1	5	6
7/22 vs. IND	W	14:46	1-2	1-2	0-0	0	1	1	1	0	0	0	1	3	3
7/16 vs. IND	W	18:10	4-5	4-5	0-0	0	1	1	3	0	2	1	0	12	4
7/13 vs. ATL	W	13:58	2-5	2-3	0-0	0	1	1	0	0	0	0	0	6	5
7/8 vs. LVA	W	24:10	3-7	1-4	3-3	1	3	4	3	1	0	3	0	10	6



#35 Jonquel Jones

Center • 6-6 • 215lbs • 31 • George Washington/Bahamas

9 Years Pro

WNBA Champion & Finals Most Valuable Player with New York Liberty (2024). Commissioner's Cup Most Valuable Player (2023). All-WNBA Second Team (2017, 2019, 2022, 2024). All-WNBA Defensive Team (2019, 2021, 2022, 2024). (she/her/hers)

	GP	GS	PPG	RPG	APG	SPG	BPG	MPG	FG%	3FG%	FT%	2025-26 HIGHS				CAREER HIGHS			
2025-26	11	11	13.4	9.6	2.2	0.55	1.09	23.4	.449	.419	.767	PTS	26 NYL at IND 5/24/25	34 NYL at LVA 6/15/24					
Career	286	239	13.3	8.5	1.9	0.83	1.34	25.4	.514	.379	.793	FGM	9 NYL at IND 5/24/25	12 3 times (NYL @ LVA, 6/15/24)					
												FGA	15 NYL at IND 5/24/25	23 CON at CHI 6/29/22					
												3FGM	3 3 times (NYL vs. IND, 7/22/25)	5 2 times (CON vs. MIN, 8/17/18)					
												3FGA	7 NYL vs. IND 7/22/25	9 CON at CHI 6/29/22					
												FTM	9 NYL vs. PHO 7/25/25	11 CON vs. DAL 8/12/17					
												FTA	9 NYL vs. PHO 7/25/25	14 CON vs. DAL 8/12/17					
												OREB	4 4 times (NYL vs. PHO, 7/25/25)	10 CON vs. LAS 6/27/17					
												DREB	15 NYL at WAS 5/30/25	16 2 times (CON @ NYL, 7/11/21)					
												TREB	18 NYL at WAS 5/30/25	22 2 times (CON @ LAS, 5/31/19)					
												ASTS	6 NYL vs. LVA 5/17/25	8 NYL vs. LAS 6/20/24					
												STLS	2 NYL at WAS 5/30/25	5 2 times (CON @ CHI, 6/29/22)					
												BLKS	4 NYL at CHI 5/22/25	6 CON vs. LVA 8/23/19					
												MINS	36 NYL at IND 5/24/25	41 CON at SEA 5/25/21					

RECENT GAMES														
OPPONENT	W/L	MIN	FG-A	3P-A	FT-A	OR	DR	TR	A	PF	ST	TO	BS	PTS
7/25 vs. PHO	W	28:56	5-14	1-4	9-9	4	7	11	1	1	1	1	1	20
7/22 vs. IND	W	22:32	5-13	3-7	5-5	2	7	9	2	5	0	2	1	18
7/16 vs. IND	W													
7/13 vs. ATL	W													
7/8 vs. LVA	W													



#8 Nyara Sabally

Center • 6-5 • 204lbs • 25 • Oregon/Germany

2 Years Pro

Women's Basketball Super League Champion with Fenerbahçe S.K. (2025). WNBA Champion with New York Liberty (2024). Olympian (2024). (she/her/hers)

	GP	GS	PPG	RPG	APG	SPG	BPG	MPG	FG%	3FG%	FT%	2025-26 HIGHS				CAREER HIGHS			
2025-26	15	10	5.9	4.9	0.9	0.60	1.07	19.4	.493	.143	.680	PTS	16	NYL at PHO 6/27/25	16	NYL at PHO 6/27/25			
Career	74	10	3.9	3.4	0.5	0.49	0.57	12.2	.507	.167	.711	FGM	6	NYL at PHO 6/27/25	6	NYL at PHO 6/27/25			
												FGA	12	NYL at IND 6/14/25	12	NYL at IND 6/14/25			
												3FGM	1	NYL vs. ATL 7/13/25	13	times (NYL vs. ATL, 7/13/25)			
												3FGA	3	NYL at IND 6/14/25	3	NYL at IND 6/14/25			
												FTM	4	NYL at PHO 6/27/25	6	NYL at WAS 9/17/24			
												FTA	7	NYL at PHO 6/27/25	7	2 times (NYL @ PHO, 6/27/25)			
												OREB	4	2 times (NYL @ IND, 6/14/25)	4	3 times (NYL @ IND, 6/14/25)			
												DREB	7	2 times (NYL vs. ATL, 7/13/25)	8	2 times (NYL @ LAS, 8/28/24)			
												TREB	9	3 times (NYL vs. ATL, 7/13/25)	10	NYL at LAS 8/28/24			
												ASTS	3	NYL vs. IND 7/16/25	3	2 times (NYL vs. IND, 7/16/25)			
												STLS	4	NYL at IND 6/14/25	4	NYL at IND 6/14/25			
												BLKS	4	NYL vs. ATL 7/13/25	4	NYL vs. ATL 7/13/25			
												MINS	31	NYL at SEA 6/22/25	31	NYL at SEA 6/22/25			

RECENT GAMES															
OPPONENT	W/L	MIN	FG-A	3P-A	FT-A	OR	DR	TR	A	PF	ST	TO	BS	PTS	
7/25 vs. PHO	W	DND - Rest													
7/22 vs. IND	W	DND - Rest													
7/16 vs. IND	W	21:20	1-1	0-0	0-0	1	3	4	3	2	0	3	3	2	
7/13 vs. ATL	W	24:10	3-7	1-2	0-0	2	7	9	2	5	0	2	4	7	
7/8 vs. LVA	W	17:50	2-4	0-0	0-0	0	2	2	1	3	0	1	0	4	





#0 Jaylyn Sherrod

Guard • 5-7 • 125lbs • 23 • Colorado/USA

1 Year Pro

WNBA Champion with New York Liberty (2024). USA Basketball 3x3 Women's National Team development camp invitee (2024). Three-time Pac-12 All-Defensive selection with Colorado. (she/her/hers)

	GP	GS	PPG	RPG	APG	SPG	BPG	MPG	FG%	3FG%	FT%						2025-26 HIGHS					CAREER HIGHS				
2025-26	17	0	1.3	0.6	0.6	0.59	0.00	6.0	.300	.273	.778	PTS	8 NYL at SEA 6/22/25					8 2 times (NYL @ SEA, 6/22/25)								
Career	27	0	1.5	0.5	0.6	0.48	0.04	5.1	.382	.294	.667	FGM	2 2 times (NYL @ SEA, 6/22/25)					3 NYL vs. ATL 9/19/24								
												FGA	5 NYL vs. CON 6/1/25					5 2 times (NYL vs. CON, 6/1/25)								
												3FGM	1 3 times (NYL vs. LVA, 7/8/25)					1 5 times (NYL vs. LVA, 7/8/25)								
												3FGA	3 2 times (NYL @ SEA, 6/22/25)					3 2 times (NYL @ SEA, 6/22/25)								
												FTM	3 NYL at SEA 6/22/25					3 NYL at SEA 6/22/25								
												FTA	3 2 times (NYL @ SEA, 6/22/25)					4 NYL vs. ATL 9/19/24								
												OREB	1 2 times (NYL vs. CHI, 6/10/25)					1 4 times (NYL vs. CHI, 6/10/25)								
												DREB	3 NYL at SEA 6/22/25					3 NYL at SEA 6/22/25								
												TREB	3 NYL at SEA 6/22/25					3 NYL at SEA 6/22/25								
												ASTS	3 NYL at SEA 6/22/25					3 NYL at SEA 6/22/25								
												STLS	3 NYL vs. CON 6/1/25					3 NYL vs. CON 6/1/25								
												BLKS	--					1 NYL vs. DAL 8/22/24								
												MINS	18 NYL vs. CON 6/1/25					18 NYL vs. CON 6/1/25								
RECENT GAMES																										
OPPONENT	W/L	MIN	FG-A	3P-A	FT-A	OR	DR	TR	A	PF	ST	TO	BS	PTS												
7/25 vs. PHO	W	00:53	0-0	0-0	0-0	0	0	0	0	0	0	0	0	0												
7/22 vs. IND	W																									
7/16 vs. IND	W	5:47	0-0	0-0	0-0	0	0	0	0	0	0	1	0	0												
7/13 vs. ATL	W																									
7/8 vs. LVA	W	3:58	1-1	1-1	0-0	0	0	0	1	2	0	0	0	3												



#30 Breanna Stewart

Forward • 6-4 • 170lbs • 30 • Connecticut/USA

9 Years Pro

All-WNBA First Team (2018, 2020, 2021, 2022, 2023, 2024). WNBA All-Star (2017, 2018, 2021, 2022, 2023, 2024, 2025). Olympic Gold Medalist (2016, 2020, 2024). WNBA Most Valuable Player (2018, 2023). WNBA Finals Most Valuable Player (2018, 2020). (she/her/hers)

	GP	GS	PPG	RPG	APG	SPG	BPG	MPG	FG%	3FG%	FT%		2025-26 HIGHS				CAREER HIGHS							
2025-26	23	23	19.0	6.8	4.0	1.48	1.43	32.7	.469	.194	.828	PTS	35 NYL vs. PHO 6/19/25				45 NYL vs. IND 5/21/23							
Career	284	284	20.6	8.5	3.2	1.42	1.46	32.7	.470	.348	.835	FGM	11 NYL vs. PHO 6/19/25				15 3 times (NYL @ IND, 8/13/23)							
												FGA	19 2 times (NYL vs. ATL, 7/13/25)				28 SEA at DAL 5/22/21							
POINTS												REB				AST		BLK		STL				
	10+	20+	30+	10+	10+	3+	3+	DBL-DBL		TPL-DBL														
2025-26	21	10	1	5	--	3	6	5		--														
RECENT GAMES																								
OPPONENT	W/L	MIN	FG-A	3P-A	FT-A	OR	DR	TR	A	PF	ST	TO	BS	PTS										
7/25 vs. PHO	W	31:12	3-12	0-3	0-0	3	5	8	5	1	2	3	2	6										
7/22 vs. IND	W	36:05	6-11	0-1	5-5	0	4	4	6	2	3	3	1	17										
7/16 vs. IND	W	29:53	10-15	0-1	4-4	0	11	11	7	4	1	2	4	24										
7/13 vs. ATL	W	37:12	7-19	1-4	3-3	1	9	10	4	2	3	1	2	18										
7/8 vs. LVA	W	36:30	4-14	1-2	6-9	2	5	7	5	2	2	1	1	15										
																OREB	4 NYL vs. LAS 7/3/25				6 2 times (NYL vs. MIN, 9/15/24)			
																DREB	11 NYL vs. IND 7/16/25				17 SEA at LVA 8/22/20			
																TREB	14 NYL vs. LAS 7/3/25				18 2 times (NYL vs. MIN, 9/15/24)			
																ASTS	7 3 times (NYL vs. IND, 7/16/25)				9 2 times (SEA @ LAS, 9/4/20)			
																STLS	3 6 times (NYL vs. IND, 7/22/25)				6 2 times (NYL vs. CON, 5/27/23)			
																BLKS	4 NYL vs. IND 7/16/25				6 2 times (NYL vs. LAS, 6/22/24)			
																MINS	38 NYL at IND 6/14/25				41 SEA vs. CHI 5/25/18			



#6 Stephanie Talbot


Forward • 6-2 • 192lbs • 31 • /Australia

6 Years Pro

Olympian (2016, 2020), WNBA's Top Eight 3-Point Percentage (41.5%) in 2021 Among Players with at Least 50 Attempts, WNBL Betty Watson Rookie of the Year (2013)

	GP	GS	PPG	RPG	APG	SPG	BPG	MPG	FG%	3FG%	FT%	2025-26 HIGHS				CAREER HIGHS			
2025-26	18	10	3.3	2.9	1.8	0.56	0.06	15.3	.344	.242	.643	PTS	13 GSV vs. NYL 6/25/25	24 MIN vs. ATL 7/2/19					
Career	217	71	4.5	2.7	1.6	0.62	0.32	16.5	.423	.351	.723	FGM	5 GSV vs. NYL 6/25/25	8 SEA vs. DAL 6/4/21					
												FGA	8 GSV at MIN 7/5/25	13 MIN vs. ATL 7/2/19					
												3FGM	3 GSV vs. NYL 6/25/25	5 MIN vs. ATL 7/2/19					
												3FGA	5 2 times (GSV @ MIN, 7/5/25)	9 2 times (MIN vs. ATL, 7/2/19)					
												FTM	3 GSV at NYL 5/29/25	6 PHO vs. MIN 7/21/18					
												FTA	4 2 times (GSV vs. CON, 6/22/25)	8 LAS vs. WAS 7/2/24					
												OREB	4 2 times (GSV vs. CHI, 6/27/25)	6 SEA vs. PHO 5/14/22					
												DREB	6 2 times (GSV vs. CON, 6/22/25)	8 2 times (LAS @ NYL, 6/20/24)					
												TREB	10 GSV vs. CON 6/22/25	14 SEA vs. PHO 5/14/22					
												ASTS	5 GSV vs. SEA 6/14/25	9 LAS vs. LVA 7/5/24					
												STLS	3 GSV vs. IND 6/19/25	4 MIN vs. WAS 7/24/19					
												BLKS	1 GSV vs. MIN 6/1/25	3 4 times (LAS vs. PHO, 9/17/24)					
												MINS	28 GSV vs. NYL 6/25/25	39 LAS vs. LVA 7/5/24					
RECENT GAMES																			
OPPONENT	W/L	MIN	FG-A	3P-A	FT-A	OR	DR	TR	A	PF	ST	TO	BS	PTS					
7/25 vs. PHO	W	3:46	1-2	0-1	0-0	0	0	0	0	2	0	1	0	2					
7/22 vs. IND	W	3:55	0-0	0-0	0-0	0	0	0	1	0	1	3	0	0					
7/12 at LVA	L																		
7/9 at IND	W																		
7/7 at ATL	L	6:14	1-1	0-0	0-0	0	0	0	0	1	0	0	0	2					






22
KENNEDY BURKE
GUARD



9
NATASHA CLOUD
GUARD



13
LEONIE FIEBICH
FORWARD




7
REBEKAH GARDNER
GUARD



21
ISABELLE HARRISON
FORWARD



20
SABRINA IONESCU
GUARD



23
MARINE JOHANNÈS
GUARD




35
JONQUEL JONES
CENTER



8
NYARA SABALLY
CENTER



0
JAYLYN SHERROD
GUARD



30
BREANNA STEWART
FORWARD



6
STEPHANIE TALBOT
FORWARD





PLAYER	PTS	N	DA	REB	N	DA	AST	N	DA	ST	L	N	DA	BL	K	N	DA	D GAME	A	S	N	DA	FGM	N	DA	3FG	M	N	DA	FTM	N	DA	ORE	B	N	DA	DRE	B	N	DA	
Ionescu, S.	3,00	24	--	1,00	94	--	1,00	2	--	200	3	--	--	--	--	--	200	3	--	5	--	1,00	8	--	500	6	--	500	6	--	100	--	6/23/2	4	800	2	--	4	4	--	
Burke, K.	500	--	7/6/24	250	--	7/25/2	5	100	--	5/29/2	5	100	--	7/8/2	5	--	100	--	6/2/24	300	1	--	100	1	--	100	1	--	100	--	6/14/2	5	--	--	--	200	2	--	9	9	--
Stewart, B.	6,00	14	--	2,50	73	--	1,00	8	--	500	9	--	500	8	--	4	300	1	--	6	--	2,10	8	--	500	5	--	1,40	2	--	400	2	--	2,100	4	--	8	8	--		
Cloud, N.	2,50	--	5/24/2	1,25	24	--	1,70	5	--	400	7	--	--	--	--	300	--	6/25/2	1,00	8	--	300	--	7/6/2	5	600	6	--	100	5	--	1,000	8	--	6	6	--				
Fiebach, L.	--	--	--	--	--	--	100	1	--	--	--	--	--	--	--	--	--	--	--	--	--	100	--	5/22/2	5	100	1	--	--	--	--	--	--	100	--	5/30/2	5	5	5	--	
Gardner, R.	--	--	--	--	--	--	--	--	--	--	--	--	--	--	--	--	--	--	--	--	--	100	--	7/29/2	2	--	--	--	--	--	--	--	--	100	--	6/27/2	5	5	5	--	
Harrison, I.	1,50	--	6/30/2	1,25	23	--	200	--	7/11/2	4	200	2	--	100	6	--	200	--	9/13/2	800	8	--	--	--	--	300	--	9/17/2	400	7	--	700	9	--	3	3	--				
Johannès, M.	500	--	7/23/2	--	--	--	200	--	6/10/2	5	--	--	--	--	--	100	--	7/22/2	300	2	--	200	2	--	--	--	--	--	--	--	--	--	100	--	9/5/23	--	--	--	--		
Talbot, S.	1,00	34	--	500	--	8/23/2	4	400	6	--	100	--	7/5/2	2	--	200	--	5/21/2	400	5	--	100	--	6/5/2	2	100	--	6/18/2	100	--	6/23/2	500	6	--	5	5	--				
Jones, J.	4,00	19	--	2,50	75	--	600	6	--	200	--	9/3/2	3	400	1	--	300	1	--	4	--	1,40	1	--	400	7	--	800	8	--	800	8	--	8	8	--					
Sabally, N.	--	--	--	250	1	--	--	--	--	--	--	--	--	--	--	--	--	--	--	--	--	100	--	6/27/2	5	--	--	--	--	--	--	--	--	200	3	--	0	0	--		
Sherrod, J.	--	--	--	--	--	--	--	--	--	--	--	--	--	--	--	--	--	--	--	--	--	--	--	--	--	--	--	--	--	--	--	--	--	--	--	--	--	--			

"N" = Needs, "DA" = Date Acquired

NEW YORK LIBERTY Attendance Summary
(As of July 26, 2025)

top 10 home attendance				top 10 away attendance			
ATTENDANCE	DATE	OPPONENT	RESULT	ATTENDANCE	DATE	OPPONENT	RESULT
17,758	7/11/2024	Chicago Sky	W, 91-76	18,064	6/25/2025	Golden State Valkyries	W, 81-78
17,735	5/18/2024	Indiana Fever	W, 91-80	17,274	5/16/2024	Indiana Fever	W, 102-66
17,515	7/25/2025	Phoenix Mercury	W, 89-76	17,274	7/6/2024	Indiana Fever	L, 83-78
17,415	6/1/2025	Connecticut Sun	W, 100-52	17,274	6/14/2025	Indiana Fever	L, 102-88
17,401	6/2/2024	Indiana Fever	W, 104-68	17,274	5/24/2025	Indiana Fever	W, 90-88
17,371	7/16/2025	Indiana Fever	W, 98-77	15,800	8/30/2024	Seattle Storm	W, 98-85
17,365	7/22/2025	Indiana Fever	W, 98-84	13,106	8/19/2018	Phoenix Mercury	L, 96-85
17,344	5/17/2025	Las Vegas Aces	W, 92-78	12,500	6/22/2025	Seattle Storm	L, 89-79
17,265	7/13/2025	Atlanta Dream	W, 79-72	12,009	6/27/2025	Phoenix Mercury	L, 106-91
16,383	6/19/2025	Phoenix Mercury	L, 89-81	11,724	8/6/2022	Phoenix Mercury	L, 76-62

OVERALL HOME ATTENDANCE (Regular Season only)				OVERALL AWAY ATTENDANCE (Regular Season only)			
YEAR	GAMES	TOTAL	AVERAGE	YEAR	GAMES	TOTAL	AVERAGE
2018	17	47,988	2,823	2018	17	127,214	7,483
2019	17	38,067	2,239	2019	17	111,991	6,588
2020	11	0	0	2020	11	0	0
2021	16	28,113	1,757	2021	16	31,805	1,988
2022	18	95,882	5,327	2022	18	106,202	5,900
2023	20	155,535	7,777	2023	20	137,366	6,868
2024	20	254,590	12,730	2024	20	180,403	9,020
2025	14	228,125	16,295	2025	9	97,811	10,868

