



New York Liberty (15-6) vs. Indiana Fever (12-11)



Tuesday, July 22nd, 2025 — Barclays Center — 8:00 pm EDT — Regular Season Game #22 — Home Game #13

National Television: ESPN

Follow the Liberty PR Department on X: @nylibertyPR and @NYL_Stats

2024 WNBA CHAMPIONS | 2023 COMMISSIONER'S CUP CHAMPIONS

LAST GAME STARTERS

PLAYER / 2025-26 REGULAR SEASON AVERAGES

#13	Leonie Fiebich		F • 6-4 • /Germany • 2nd Season			
GP/GS	PPG	RPG	APG	SPG	BPG	MPG
14/14	8.4	4.0	1.1	0.8	0.6	26.6
#30	Breanna Stewart		F • 6-4 • Connecticut/USA • 9th Season			
GP/GS	PPG	RPG	APG	SPG	BPG	MPG
21/21	19.7	6.9	3.9	1.4	1.4	32.6
#8	Nyara Sabally		C • 6-5 • Oregon/Germany • 2nd Season			
GP/GS	PPG	RPG	APG	SPG	BPG	MPG
15/10	5.9	4.9	0.9	0.6	1.1	19.4
#20	Sabrina Ionescu		G • 5-11 • Oregon/USA • 5th Season			
GP/GS	PPG	RPG	APG	SPG	BPG	MPG
20/20	18.7	4.4	5.5	1.5	0.4	31.1
#9	Natasha Cloud		G • 5-10 • St. Joseph's (PA)/USA • 10th Season			
GP/GS	PPG	RPG	APG	SPG	BPG	MPG
20/20	9.9	3.7	6.0	1.4	0.3	28.4

Leonie Fiebich (Lay-oh-knee FEE-bich ["ich" like "rich"]); Sabrina Ionescu (yo-NESS-coo); Marine Johannès (Jo-han-ess); Nyara Sabally (Knee-ARE-uh SAH-buh-lee); Jaylyn Sherrod (SURE-rod); Breanna Stewart (bree-ANN-uh [NOT bree-ON-uh]); Stephanie Talbot (Tahl-bit)

2025-26 REGULAR SEASON LIBERTY RECORDS

	RECORD	HOME	ROAD	OT
OVERALL	15-6	10-2	5-4	--
WESTERN	6-4	5-2	1-2	--
EASTERN	9-2	5-0	4-2	--

STREAKS	
OVERALL	Won 3
HOME	Won 3
ROAD	Lost 2

MATCHUP QUICK HITS

In the first game following the All-Star break, the New York Liberty will face the Indiana Fever on Tuesday in their final regular-season matchup. New York leads the season series 2-1 after a 98-77 win on June 16, marking the Liberty's fifth 20-point victory of the season.

Jonquel Jones is set to return Tuesday after missing nine games with a right ankle injury. Before her absence, Jones was tied for the league's lead in double-doubles (six) and ranked third in rebounds per game (9.6) and plus-minus (+14.1). She was one of only three players with an average of at least 12 points and nine rebounds per game.

The Liberty have signed two-time Olympian forward Stephanie Talbot, most recently of the Golden State Valkyries.

Ahead of the 2025 AT&T WNBA All-Star Game, the Liberty swept the WNBA STARRY® 3-Point Contest and Kia WNBA Skills Challenge, with Sabrina Ionescu and Natasha Cloud earning respective victories. New York is just the second franchise in league history to win both events in the same year.

During the June 16 win over Indiana, Marine Johannès became the Liberty's 10th all-time leader in 3-pointers made, reaching 171 for her career. Natasha Cloud recorded her 1,000th career rebound, becoming the 128th player in WNBA history to reach the milestone. Breanna Stewart posted her first career game with at least 20 points, 10 rebounds, seven assists, and four blocks—becoming just the fourth player ever to do so.

The Liberty lead the league in points per game (86.9), steals per game (8.8), offensive rating (107.4), threes per game (10.0), and 3-point percentage (35.3%).

2025 REGULAR SEASON SCHEDULE

DATE	OPPONENT	SCORE	RECORD
5/17	vs. Aces	92-78 W	1-0
5/22	@ Sky	99-74 W	2-0
5/24	@ Fever	90-88 W	3-0
5/27	vs. Valkyries	95-67 W	4-0
5/29	vs. Valkyries	82-77 W	5-0
5/30	@ Mystics	85-63 W	6-0
6/1	vs. Sun	100-52 W	7-0
6/5	@ Mystics	86-78 W	8-0
6/10	vs. Sky	85-66 W	9-0
6/14	@ Fever	88-102 L	9-1
6/17	vs. Dream	86-81 W	10-1
6/19	vs. Mercury	81-89 L	10-2
6/22	@ Storm	79-89 L	10-3
6/25	@ Valkyries	81-78 W	11-3
6/27	@ Mercury	91-106 L	11-4
6/29	@ Dream	81-90 L	11-5
7/3	vs. Sparks	89-79 W	12-5
7/6	vs. Storm	70-79 L	12-6
7/8	vs. Aces	87-78 W	13-6
7/13	vs. Dream	79-72 W	14-6
7/16	vs. Fever	98-77 W	15-6
7/22	vs. Fever	8:00 pm	--
7/25	vs. Mercury	7:30 pm	--
7/26	vs. Sparks	7:00 pm	--
7/28	@ Wings	8:00 pm	--
7/30	@ Lynx	8:00 pm	--
8/1	@ Sun	7:30 pm	--
8/3	@ Sun	1:00 pm	--
8/5	vs. Wings	7:00 pm	--
8/8	@ Wings	7:30 pm	--
8/10	vs. Lynx	12:30 pm	--
8/12	@ Sparks	10:00 pm	--
8/13	@ Aces	9:30 pm	--
8/16	@ Lynx	2:00 pm	--
8/19	vs. Lynx	7:00 pm	--
8/21	vs. Sky	7:00 pm	--
8/23	@ Dream	2:00 pm	--
8/25	vs. Sun	7:00 pm	--
8/28	vs. Mystics	7:00 pm	--
8/30	@ Mercury	10:00 pm	--
9/2	@ Valkyries	10:00 pm	--
9/5	@ Storm	10:00 pm	--
9/9	vs. Mystics	7:00 pm	--
9/11	@ Sky	8:00 pm	--





NO.	PLAYER	POS.	HT.	BIRTHDATE	PRIOR TO WNBA/HOME COUNTRY	WNBA EXP.
22	Kennedy Burke	G	6-1	02/14/1997	UCLA/USA	5
9	Natasha Cloud	G	5-10	02/22/1992	St. Joseph's (PA)/USA	10
13	Leonie Fiebich	F	6-4	01/10/2000	/Germany	2
7	Rebekah Gardner	G	6-1	07/09/1990	UCLA/USA	2
21	Isabelle Harrison	F	6-3	09/27/1993	Tennessee/USA	7
20	Sabrina Ionescu	G	5-11	12/06/1997	Oregon/USA	5
23	Marine Johannès	G	5-10	01/21/1995	/France	3
35	Jonquel Jones	C	6-6	01/05/1994	George Washington/Bahamas	9
8	Nyara Sabally	C	6-5	02/26/2000	Oregon/Germany	2
0	Jaylyn Sherrod	G	5-7	10/21/2001	Colorado/USA	1
30	Breanna Stewart	F	6-4	08/27/1994	Connecticut/USA	9
6	Stephanie Talbot	F	6-2	06/15/1994	Adelaide (Aust.)/Australia	6

STAFF

Head Coach	Sandy Brondello (she/her)
Assistant Coach	Olaf Lange (he/him)
Assistant Coach	Sonia Raman (she/her)
Assistant Coach	Zach O'Brien (he/him)
Head Athletic Trainer	Theresa Acosta (she/her)

PRONUNCIATION GUIDE

Leonie Fiebich (Lay-oh-knee FEE-bich ["ich" like "rich"]); **Sabrina Ionescu** (yo-NESS-coo); **Marine Johannès** (Jo-han-ess); **Nyara Sabally** (Knee-ARE-uh SAH-buh-lee); **Jaylyn Sherrod** (SURE-rod); **Breanna Stewart** (bree-ANN-uh [NOT bree-ON-uh]); **Stephanie Talbot** (Tahl-bit)

Coaches: **Sandy Brondello** (braun-DELL-oh), **Olaf Lange** (Lang)

HOW THE LIBERTY WERE BUILT

FREE AGENTS

2025 - Kennedy Burke (Re-signed with the New York Liberty on February, 1, 2025.)
 - Isabelle Harrison (Signed as free agent on Feb. 21, 2025.)
 - Marine Johannès (Re-signed with the New York Liberty on Mar. 21, 2025.)
 - Stephanie Talbot (Signed with the New York Liberty)

2024 - Jaylyn Sherrod (Signed rest of season contract on Aug. 16, 2024.)

2023 - Breanna Stewart (Re-signed with the New York Liberty on March 26, 2025.)

OBTAINED VIA TRADE

2024 - Natasha Cloud (Acquired via trade from CON on March 16, 2025)
 - Rebekah Gardner (Acquired via trade from CHI in 2024)

2023 - Leonie Fiebich (Acquired player rights from CHI via four-team trade)
 - Jonquel Jones (Re-signed with New York Liberty February 16, 2024)

OBTAINED VIA DRAFT

2022 - Nyara Sabally (Drafted No. 5 overall in 2022 WNBA Draft)

2020 - Sabrina Ionescu (Re-signed with New York Liberty on May 15, 2023)

NUMERICAL ROSTER

0 Jaylyn Sherrod	20 Sabrina Ionescu
6 Stephanie Talbot	21 Isabelle Harrison
7 Rebekah Gardner	22 Kennedy Burke
8 Nyara Sabally	23 Marine Johannès
9 Natasha Cloud	30 Breanna Stewart
13 Leonie Fiebich	35 Jonquel Jones

STATUS REPORT

None to Report

LIBERTY PREGAME AVAILABILITY: 90-60 Minutes on Game Clock (Begins at 6:28:30 PM ET)

90-75 Minutes

Kennedy Burke
 Natasha Cloud
 Rebekah Gardner
 Marine Johannès
 Isabelle Harrison
 Nyara Sabally
 Jaylyn Sherrod
 Stephanie Talbot

80-65 Minutes

Sabrina Ionescu
 Breanna Stewart

75-60 Minutes

Jonquel Jones
 Leonie Fiebich





WOMEN'S NATIONAL BASKETBALL ASSOCIATION

OFFICIAL SCORER'S REPORT
FINAL BOX

Wednesday, July 16, 2025 Barclays Center, Brooklyn, NY

Officials: #5 Tiara Cruse, #76 Toni Patillo, #35 Catherine Chang

Game Duration: 1:51
Attendance: 17371 (Sellout)

VISITOR: Indiana Fever (12-11)

	POS	MIN	FG	FGA	3P	3PA	FT	FTA	OR	DR	TOT	A	PF	ST	TO	BS	+/-	PTS
8 Sophie Cunningham	F	26:08	5	12	2	8	0	0	1	3	4	0	1	1	3	0	-25	12
6 Natasha Howard	F	16:25	3	8	0	1	2	2	3	2	5	1	1	1	2	0	-24	8
7 Aliyah Boston	C	28:57	1	8	0	2	5	6	0	3	3	6	2	1	0	1	-19	7
2 Aari McDonald	G	28:32	4	9	2	6	0	0	0	1	1	5	2	1	3	0	-14	10
0 Kelsey Mitchell	G	26:35	5	11	2	5	4	5	1	1	2	0	0	0	0	0	-22	16
12 Damiris Dantas		19:40	4	12	1	6	2	2	2	3	5	0	2	2	0	0	0	11
51 Sydney Colson		23:43	0	5	0	2	0	0	0	1	1	2	2	0	2	0	-3	0
10 Lexie Hull		19:10	2	5	1	2	0	0	3	4	7	2	3	2	2	0	-4	5
21 Makayla Timpson		10:50	4	6	0	0	0	0	3	1	4	0	0	0	0	1	6	8
22 Caitlin Clark	DND - Injury/Illness - Right Groin																	
11 Brianna Turner	DNP - Coach's Decision																	
		200:00	28	76	8	32	13	15	13	19	32	16	13	8	12	2	-21	77
			36.8%		25%		86.7%		TM REB: 10		TOT TO: 14 (23 PTS)							

HOME: NEW YORK LIBERTY (15-6)

	POS	MIN	FG	FGA	3P	3PA	FT	FTA	OR	DR	TOT	A	PF	ST	TO	BS	+/-	PTS
13 Leonie Fiebich	F	25:27	4	6	1	2	1	1	0	1	1	1	4	0	1	0	18	10
30 Breanna Stewart	F	29:53	10	15	0	1	4	4	0	11	11	7	4	1	2	4	23	24
8 Nyara Sabally	C	21:20	1	1	0	0	0	0	1	3	4	3	2	0	3	3	18	2
20 Sabrina Ionescu	G	26:34	5	14	3	9	2	2	0	3	3	9	0	0	1	1	18	15
9 Natasha Cloud	G	26:19	6	11	2	5	0	0	0	5	5	3	2	0	1	0	28	14
21 Isabelle Harrison		18:40	3	6	1	2	2	2	0	2	2	1	3	3	2	1	3	9
22 Kennedy Burke		20:19	2	4	2	2	0	0	0	1	1	2	0	0	0	0	3	6
23 Marine Johannès		18:10	4	5	4	5	0	0	0	1	1	3	0	2	1	0	3	12
7 Rebekah Gardner		07:31	2	2	1	1	1	2	1	0	1	1	1	2	1	0	2	6
0 Jaylyn Sherrod		05:47	0	0	0	0	0	0	0	0	0	0	0	0	1	0	-11	0
35 Jonquel Jones		NWT - Injury/Illness - Right Ankle																
		200:00	37	64	14	27	10	11	2	27	29	30	16	8	13	9	21	98
			57.8%		51.9%		90.9%		TM REB: 7		TOT TO: 14 (24 PTS)							

SCORE BY PERIOD

	1	2	3	4	FINAL
Fever	24	14	19	20	77
LIBERTY	32	21	21	24	98

Inactive: Fever -

Inactive: Liberty -

Points in the Paint: Fever 36 (18/36), LIBERTY 40 (20/32) Biggest Lead: Fever 2, LIBERTY 27

2nd Chance Points: Fever 17 (7/13), LIBERTY 0 (0/1)

Fast Break Points: Fever 3 (1/4), LIBERTY 19 (7/11)

Lead Changes: 1

Times Tied: 1





A Recap of New York's Historic 2024 Playoff Run

First Round Sweep

The New York Liberty's playoff path began with a best-of-three series against the Atlanta Dream. The Liberty swept Atlanta via back-to-back wins at Barclays Center.

Game 1 was dominated by the Liberty, who were up by as much as 22 points and never relinquished their lead. Sabrina Ionescu and rookie Leonie Fiebich led the team in scoring, each putting up 25 points. Fiebich also became the first ever rookie with 4+ 3PM in a playoff game without a miss. Breanna Stewart put up a 24-11 double-double and got up for three blocks as the team held the Dream to shooting 18.8% from three.

Sweeping the series with a Game 2 win, New York grinded out a 9.1 net rating, with every starter finishing with a positive plus/minus. With a Sabrina Ionescu 36-point night, which tied the franchise's single-game playoff scoring record, and a Jonquel Jones 20-point, 13 rebound double-double, the Liberty fended off Atlanta's attempt to even the series.

Feeling Lucky in Las Vegas

In the 2024 Semifinals against the Las Vegas Aces, New York continued their defense of home court in the post season. With three players scoring in double figures, the Liberty powered past the Aces in Game 1. After a Jonquel Jones made three less than two minutes into the game to the final buzzer, New York held the lead in a wire-to-wire victory.

A Game 2 win featured every starter earning a defensive rating equal to or above 100.0. Sabrina Ionescu led the way with 24 points and nine rebounds.

Playing a second game in Michelob Ultra Arena after a Game 3 loss, the Liberty were determined to end the series with a Game 4 win. On the back of a Breanna Stewart double-double, the Liberty closed out the series with a resounding 14-point win.

A Finals Series for the Ages

New York's second Finals appearance in two years began with hosting the first two games in Barclays Center. After a Game 1 loss in overtime, the Liberty stormed through Game



2 to victory, shooting 45.8% from three and building up a lead by as much as 17 points. In the first two matchups, Jonquel Jones amassed a combined 38 points and 19 rebounds.

Hitting the road for Minnesota, the Liberty battled for a Game 3 win with Breanna Stewart racking up a 30-point double-double. Stewart, Betnijah Laney-Hamilton, Jonquel Jones, Sabrina Ionescu and Nyara Sabally combined for nine blocks, matching the franchise record for most blocks in a playoff game. Sabrina Ionescu called game, sinking a game-winning 28-foot 3-pointer with one second left on the shot clock.

A close Game 4 loss despite 21 points from Jones set the stage for the Game 5 face-off in Brooklyn with the series tied at 2-2. Leading the team, Jones scored 17 points and Stewart put up 3 blocks. Nyara Sabally and Leonie Fiebich combined for 26 points, including a key 5 points in overtime that guaranteed the New York Liberty their first WNBA title in franchise history and the city's first basketball title in over 50 years. Jonquel Jones was awarded the 2024 Finals Most Valuable Player award after tallying 89 points, 38 rebounds, 11 assists and 4 blocks in the series.

All Eyes on the Liberty

A New York Liberty attendance record was set when over 18,000 fans gathered in the arena to watch the Liberty bring New York its first

professional basketball championship since 1973.

The Finals series averaged 1.6 million viewers, garnering the highest rating in 25 years. This mark was a 115% increase from the 2023 WNBA Finals. Games 3, 4 and 5 were the most watched WNBA Finals games that aired on cable. Viewership for Game 5 peaked at 3.3 million, with its television rating doubling the previous record for a Game 5 Finals matchup.

Canyon of Heroes History

Thousands upon thousands of fans showered the 2024 WNBA Champions with ticker tape and support as the New York Liberty's championship parade made its way down the renowned Canyon of Heroes. The Liberty joined New York sports history as they took the famous same path taken by winners of World Cups, Stanley Cups, Super Bowls and World Series titles.

A massive crowd of seafoam gathered for the first parade celebrating a NY professional sports team since the New York Giants' Super Bowl in 2012. The parade was followed by a ceremony at City Hall with the New York Liberty receiving the key to New York City.

On May 16, the Liberty had a permanent plaque installed and unveiled at 250 Broadway Street, commemorating their spot among this city's all-time legendary championship winning teams.

Reflecting the New York Liberty's commitment to excellence and honoring Brooklyn were at the forefront of the design process for renowned bespoke diamond jewelry creator, Jason of Beverly Hills and Brooklyn-based designers, Dynasty and Soull Ogun of L'Enchanteur. The championship celebrates one of the WNBA's original franchises winning their first-ever title, New York City's first professional basketball championship since 1973 and serves as a tribute to the spirit, core values and city that the franchise represents.



More than six carats of white diamonds reflect the six years of Joe and Clara Wu Tsai's ownership of the Liberty. Eleven black diamonds represent the team's 2024 playoff wins, while 32 points of black diamonds honor the Liberty's franchise-record tying 32 regular season wins as they became the first WNBA team to win 30+ games in back-to-back seasons.



The single diamond in the trophy represents the New York Liberty's first WNBA title.



An image of a budding leaf breaking through a crack in the concrete pays homage to 'The Concrete Jungle' that the Liberty calls home while symbolizing the beginning of the Liberty's championship chapter. The 28 points of Paraiba in the leaf symbolize the team's 28 seasons in the WNBA. Each player's name and jersey number complete the shank's design.



The top of the championship ring unscrews to reveal a recreation of the New York Liberty court with the team's record in each playoff series in their title run. Underneath the ring's top are a pair of earrings, providing players with everyday jewelry to remind them of their historic win.



- **TOP OF THE CHARTS:** The Liberty leads the WNBA in various categories this season, including points per game (86.9), steals per game (8.8), offensive rating (107.4), and 3-point percentage (35.3%).

- New York has outscored its opponents by 7.67 points per game, second only to Minnesota's 9.71 ppg advantage. The team's total margin of victory is the second-best mark in Liberty history to start a season.

+/-	YEAR	W-L	FINISHED
+225	2024	21-4	Champions
+161	2025	15-6	TBD
+118	2023	14-4	Runner-Up
+99	2001	15-5	Semifinalist

- *See the chart for a look at the best total point differential through the first half of the season in franchise history.*

- Sabrina Ionescu claimed her second WNBA STARRY® 3-Point Contest title with a 30-point performance, which is the second highest score in event history, behind only her record-setting 37 points in 2023. She joins Allie Quigley (four titles) as the only players to win the contest multiple times. Natasha Cloud earned her first career win in the Kia WNBA Skills Challenge, marking just the second time a New York Liberty player has won the event. With both victories, New York joins Atlanta as the only franchises to sweep the 3-Point Contest and Skills Challenge in the same year.

▪ **RUNNING IT UP**

- New York has won eight of its 20 contests by double figures, including five wins of at least 20 points.
 - The Liberty lead the league in 20+ point wins, with the Dream, Valkyries, Fever, Mercury and Lynx tied for second with three such wins.

#	TOT GP	SEASON
6	40	2023
6	40	2024
5	21	2025
3	34	2016
3	34	2017

- *See the chart for a look at the Liberty seasons with the most 20+ point wins.*

- **FROM DISTANCE:** *See the chart for a look at the most 3-pointers made by New York through its first 21 games of a season.*

- The Liberty have made the fourth-most triples through 21 games in team history.

#	TEAM	SEASON
229	New York	2023
219	New York	2024
212	New York	2021
211	New York	2025
208	New York	2022

- **JUMPING AHEAD EARLY:** Out of 21 games, 11 of New York's first halves have ended with a tie or a Liberty lead this season. They have held double-digit leads at the break eight times and have led by 20 or more after the second quarter three times.

- The Liberty had three halftime leads of at least 20 points three times *last regular season*.

- **CARE FOR THE ROCK:** New York ranks fourth in the WNBA in assist-to-turnover ratio (1.60).

- The Liberty boast the second-highest assists per game mark (21.6) while turning the ball over just 13.5 times per contest (fourth-lowest average in the league this season).

- **LIBS ON DEFENSE:** The Liberty's opponents average a -7.7 plus/minus, with only Minnesota's -9.7 +/- ahead of them.

- New York has held its opponents to the second-lowest success rate from the field (41.2%, 29.0-for-70.3), close behind Golden State's 40.1% (26.5-for-66.2) opponent field goal percentage.
- The team's 97.7 defensive rating is second in the WNBA this season following Minnesota's 94.8 defensive rating.
- Liberty opponents average just 8.8 fast break points per game, second to only the Mystics allowing 8.0 fast break points per game.



Player Notes

- **II DBL-DBLS:** **Jonquel Jones** recorded 10 points (4-of-10 FG, 2-of-4 3FG) and 10 rebounds in 25:29 minutes against Atlanta on 6/17, marking her sixth double-double this season.
 - Since joining New York ahead of the 2023 season, Jones has tallied 28 double-doubles in the regular season, which is tied with Seattle's Nneka Ogumike for seventh-most in the league over that span.
 - New York is a perfect 28-0 in regular season games where Jones notches a double-double. She joins Vickie Johnson (4-0) and Kelsey Bone (2-0) as the only Liberty players who posted multiple double-doubles with the team and an undefeated record.
 - *See the chart for a look at where Jones ranks in career double-doubles in WNBA history.*
- | RANK | PLAYER | # |
|-------|------------------|-----|
| 5th | Nneka Ogumike | 113 |
| 6th | A'ja Wilson | 107 |
| t-7th | Tamika Catchings | 96 |
| t-7th | Jonquel Jones | 96 |
- **SOPHMORE SZN:** On June 16, **Leonie Fiebich** made her 40th career start (including the postseason). Following that victory, her win total reached 34 wins, the most of any WNBA player in her first 40 starts.
 - Fiebich is shooting a league-leading 50.0% (22-for-44) from three among qualified players. In her five-game FIBA Women's EuroBasket tournament run representing Germany, she shot 45.2% (14-for-31) from beyond the arc, the third highest success rate of players who attempted more than 25 threes. *See the chart for how Fiebich's shooting ranks compared to her peers.*
 - Her 51.5% (17-for-33) success rate for above the break threes is the best of the WNBA (min. 30 such 3FGA).
- | STAT | % | RANK |
|-------|------|------|
| 3FG % | 50.0 | 1st |
| TS% | 73.2 | 1st |
- **KB FROM THREE:** In the first half of this season, **Kennedy Burke** has shot 37-of-75 (49.3%) from beyond the arc for the league's second-best 3-point success rate.
 - Burke has shot a league-best 49.2% (31-of-63) on above the break 3-pointers this season (min. 60 such 3FGA). She was 14-of-52 (26.9%) on those attempts all last season.
 - **ON CLOUD NINE:** **Natasha Cloud** opened her Liberty career on 5/17 vs. the Las Vegas Aces and became the first WNBA player to record at least 22 points, six rebounds, and nine assists in her debut with a new franchise. Upon the conclusion of the first week of play, Cloud represented the Eastern Conference when she won her first-ever WNBA Player of the Week award.
 - This season, she has ascended the WNBA's ranks of all-time assists leaders and is currently sitting in ninth place with 1,638 dimes apiece.
 - Of players with at least 15 games under their belt this season, Cloud has the best assist/turnover ratio in the league (3.22) and the third-highest rate of assists per game (6.0. Phoenix's Alyssa Thomas (ast/tov: fourth, 2.89; apg: first, 9.5). She is the only player ranked top five in both categories.
 - Cloud has tallied at least 20 points and five assists three times thus far in 2025. She is on track to surpass her current record of five such games in a season. *See the chart for Cloud's history of 20-point, five assist games.*
 - Her back-to-back 20-point performances on 6/29 and 7/3 match her longest streak of consecutive 20-point games, previously set on 7/23 and 7/26/2023.
- | YEAR | # | GP |
|------|---|----|
| 2023 | 5 | 37 |
| 2025 | 3 | 20 |
| 2021 | 2 | 27 |
| 2024 | 2 | 37 |
| 2022 | 1 | 34 |



- **SA-THREE-NA:** On 6/5 against Washington, **Sabrina Ionescu** hit two 3-pointers to become the Liberty's all-time leading 3-point scorer with 429, surpassing Crystal Robinson's 400 3-point field goals. Her career total currently stands at 429 made 3-point shots.
 - With 50 made threes on the season thus far, Sabrina Ionescu has hit the fifth-most shots from deep in the league.
 - Of the two players who have attempted at least 150 3-pointers, Ionescu leads the WNBA with a 31.3% success rate on 161 attempts.
 - The 5/29 contest against the Washington Mystics featured Ionescu hitting five 3-pointers in the first half, matching her career high.
 - For the first time in her career, Ionescu has scored at least 30 points in consecutive games (6/14: 34 pts, 6/17: 34 pts). She is only the second Liberty player to do this after Breanna Stewart (8/28-30/2024) and the first WNBA player to do so since Atlanta's Rhyne Howard's three game streak in 2024 (9/3-8/2024). She joins Diana Taurasi (2006), Liz Cambage (2018) and Kahleah Copper (2024) as the only WNBA players to reach 34 points in back-to-back games.
 - In the three-game stretch from 7/3 to 7/8, Ionescu recorded at least 20 points, five rebounds and five assists in each game. This is the longest such streak in Liberty history and marks the second-longest in WNBA history, one game shy of Caitlin Clark's four-game run from 7/17 - 8/24/2023.
 - Ionescu earned the WNBA's Eastern Conference Player of the Week award for July 3 – July 13. This is the ninth time she has received this distinction.
 - On June 18, Ionescu won her second WNBA 3-Point Contest. Only Allie Quigley's four titles ranks above her.
- **STEW YORK CITY:** With 414 points on the season, **Breanna Stewart** is the league's fourth-leading total scorer.

- Her 82 assists dished out through 21 games and trails only her 2024 WNBA Championship season in which she tallied 84 dimes to start the season.
- Stewart is one of only three players averaging at least 19.0 points, 6.0 rebounds, 3.0 assists, and 1.0 blocks per game.
- Since 2020, Stewart is the only WNBA player to hold a top seven WAR rating each season.
- Over three games (6/14–19), Breanna Stewart scored at least 23 points in each contest. This matches her longest such streak since joining the Liberty.
 - The longest such streak in Liberty history is four games, a mark achieved by Sabrina Ionescu (6/1–7/2022) and Tina Charles (5/29–6/7/2018, and 6/14–22/2016).

PLAYER	PPG	REB	AST	BLK	+/-
A'ja Wilson	22.3	9.2	3.2	2.4	3.2
Breanna Stewart	19.7	6.9	3.9	1.4	6.4
Napheesa Collier	23.2	7.6	3.3	1.6	9.7

▪ **YEAR THREE SCORING SPREE**

- Among the WNBA's leading scorers are **Breanna Stewart** (fourth, 19.7 ppg) and **Sabrina Ionescu** (seventh, 18.7 ppg). New York is the only team to have multiple players earn a top 10 ranking.
- Stewart and Ionescu have scored at least 20 points each in the same game three times this season. The pair is on pace to record the most such games this season in their three years as teammates. Their current total of 14 is the most for any pair of teammates in Liberty history.

YEAR	G	GP
2023	8	40
2024	3	40
2025	3	20

- *See the chart for the number of Stewart, Ionescu 20+ points games in each year of their partnership.*

- So far in 2025, Breanna Stewart has logged 10 20-point games, and Sabrina Ionescu has nine such performances. The high-scoring duo each tallied 16 such games during the 2024 regular season en route to a WNBA championship - and they're on pace to match or surpass that mark this year.

- *See the table for New York's all-time leaderboard for 20-point games.*

RANK	PLAYER	#	RANK	PLAYER	#
1 st	Tina Charles	93	3 rd	Sabrina Ionescu	57
2 nd	Cappie Pondexter	71	4 th	Breanna Stewart	52

- Ionescu and Stewart have each recorded two 20-point halves this season, combining for four such performances. Only one other team has reached that mark with only two players: Minnesota, with Napheesa Collier doing so three times and Courtney Williams once.





Career Milestones

- **Sabrina Ionescu** scored her first 31 points of the 2025 season by 5/24 against Indiana, surpassing Becky Hammon to become the Liberty's fourth all-time leading scorer. Similarly, on 6/5 against Washington, **Breanna Stewart** passed Tari Phillips to move into the No. 8 spot on New York's all-time scoring list after surpassing 131 points on the season.

○ See the chart for a look at where *Ionescu and Stewart currently rank in career points in Liberty history.*

RANK	PLAYER	PTS	RANK	PLAYER	PTS
1st	Tina Charles	3,739	6th	Crystal Robinson	2,301
2nd	Vickie Johnson	3,248	7th	Shameka Christon	2,295
3rd	Cappie Pondexter	2,970	8th	Breanna Stewart	2,110
4th	Sabrina Ionescu	2,710	9th	Tari Phillips	1,826
5th	Becky Hammon	2,367	10th	Essence Carson	1,790

- **Natasha Cloud's** first assist on 7/13 vs. Atlanta lifted her career total past Candace Parker (1,634). She sits in the No. 9 spot on the WNBA's all-time assist leaderboard with 1,641 career dimes. In the June 16 matchup versus the Indiana Fever, Cloud recorded her 1,00th career rebound.
- With her first field goal attempt on July 6 vs. the Seattle Storm, **Natasha Cloud** hit her 300th career 3-pointer. She is only the 67th player in WNBA history to reach this milestone.
- **Jonquel Jones** ascended to No. 20 on the WNBA's all-time leader in rebounds. After nine appearances in 2025, her career count totals 2,405 rebounds. With 40 more boards, she'll pass Yolanda Griffin for the No. 19 ranking. Jones is currently 21st on the WNBA's leaderboard for all-time offensive rebounds (707). With three more offensive boards, she'll leap over Tammy Sutton-Browne, Michelle Snow (tied at 19th with 708) and Lauren Jackson (18th with 709) for the No. 18 spot.
- With her 34-point performance in the 6/14 contest against Indiana, **Ionescu** reached the 2,500 milestone in 153 games. This makes her the third fastest Liberty player to achieve this feat, after Cappie Pondexter (130) and Tina Charles (133).
- This season, **Breanna Stewart** has reached 5,833 career points. She achieved the 5,500 point milestone in 266 games, which ties Diana Taurasi for the league's record for fastest to this mark. Stewart is the league's 11th leading defensive rebounder with 2,023 in her career. She surpassed Diana Taurasi's total of 1,970.
- **Stewart** and **Jones** have climbed the ranks of the Liberty's all-time leaders in blocks. Stewart's 141 blocks as a Liberty player ranks fifth behind Elena Baranova (147), and Jones' 111 swats is the eighth-most and three shy of Janel McCarville (113).
- On 6/19 against the Phoenix Mercury, **Breanna Stewart** racked up 35 points for the first time this season. It marked the 12th 35-plus-point game of her regular-season career, the third most in WNBA history. Las Vegas' A'ja Wilson holds second place with 13 and Diana Taurasi holds the all-time record with 14 such games.
 - Seven of Stewart's 35-point outings have come since she joined the Liberty in 2023. She is the only player in franchise history to record multiple 35-point games.
- **Kennedy Burke** had a career night against the Aces on 7/8 with a personal record of six steals and her first made triple bringing her career total to 100. Adding 10 points to the performance made Burke only the eighth player in Liberty history to log as many points and steals in the same game and the first to do so since Courtney Vandersloot's 9/3/2023 outing vs. Chicago.
- The 7/16 contest against the Indiana Fever gave **Sandy Brondello** her 95th win as the Liberty's head coach. She is now five victories away from 100 in her New York career and tying Richie Adubato for most regular season wins in franchise history.





Team Milestones

- The New York Liberty are off to the third-best start through 21 games in franchise's 29-year history (15-6). The Liberty are just the ninth team in WNBA history to begin a season 9-0.
 - *See the chart for a look at the best starts to a season in WNBA history (left) and the longest single season winning streaks in team history (right).*

W-L	TEAMS	SEASON	STREAK	DATES
13-0	Minnesota	2016	10	8/8 - 9/3/17
11-0	Los Angeles	2016	10	7/27 - 8/19/10
10-0	Minnesota	2012	9	5/17 - 6/10/25
9-0	New York	2025	8	Three times
9-0	Five instances	--		

- With a 6-0 start in Barclays Center in 2025, the New York Liberty tied the franchise's best home record to start a season.
 - *See the chart for the best home starts to a season in team history.*
 - Including the 2024 postseason, the Liberty won eight straight games at Barclays Center from Oct. 13, 2024, to June 17, 2025.
- New York defeated Connecticut, 100-52, on 6/1 at Barclays Center. This 48-point win marked the largest margin of victory in Liberty history, surpassing a 43-point win (88-45) over Washington on August 13, 1998. It is also the second-largest win in league history, behind Minnesota's 111-52 victory over Indiana on August 18, 2017.
- New York drilled 19 3-pointers on 5/22 at Chicago, setting a new single-game WNBA record, before matching that total on 6/1 against Connecticut.
 - *See the chart for the highest 3-point field goal percentage in a single game (min. 30 3FGA) all-time (**bold = this season**).*
- In the 7/13 79-72 win over the Atlanta Dream, New York completed the team's largest comeback of the season. After facing a 19-point deficit in the second quarter, the Liberty scored 48 points in the second half, matching the squad's second-highest 2025 scoring total in the last two quarters.

W-L	SEASON
6-0	1998
6-0	1997
6-0	2025
4-0	2013
4-0	2007

3FG %	3FG-3FGA	TEAM	DATE
.600	18-of-30	Seattle	8/12/20 vs. Atlanta
.594	19-of-32	New York	6/1/25 vs. Connecticut
.581	18-of-31	New York	7/6/22 at Las Vegas
.559	19-of-34	New York	5/22/25 at Chicago
.548	17-of-31	Washington	6/11/24 at Atlanta





CHAMPIONSHIP DNA

Following their first-ever championship, the New York Liberty's 2025 roster will return players who accounted for 73.2% of the team's total minutes during the playoff run.

The two most frequently used lineups in that championship push posted plus-minus ratings of +3.9 and +9.0, respectively, and have returned all but one player for the start of the new season.

The Liberty also maintained a dominant home-court presence throughout the postseason, finishing with a 6-1 record at Barclays Center.

THE HOTTEST TICKET IN TOWN

The New York Liberty's rise to the top of the WNBA has been matched by a surge in fan support at Barclays Center. From 2023 to 2024, home game attendance increased by more than 63%, with the 2024 season averaging over 12,500 fans per game - one of the highest marks in the league.

That momentum carried into the postseason, where the Liberty earned the distinction of playing back-to-back WNBA Finals series at Barclays Center. In the 2023 Finals against the Las Vegas Aces, games in Brooklyn drew an average of 16,997 fans. The following year, as the Liberty battled the Minnesota Lynx en route to their first championship, that number climbed even higher - an average of 17,956 fans packed the arena for the 2024 Finals.

The crescendo came on October 20, 2024, when a franchise-record crowd of 18,090 filled Barclays Center to witness history. In a thrilling Game 5, the Liberty clinched their first-ever WNBA Championship, capping off a season defined by excellence on the court and unprecedented support in the stands.

THE WIZARD'S RETURN

While **Marine Johannès'** creative passing often defies measurement, her shooting ability is well-documented. Her career 3-point percentage of 38.8% ranks ninth among active WNBA players with at least 50 made threes.

Johannès was a strong contender for the 2023 Sixth Player of the Year award, making impactful contributions off the bench and as a starter. In games she started, she averaged 10.6 points, including a team-high 18-point performance against the Atlanta Dream.

In 2024, national team duties called Johannès back to France, where she helped lead her country to a silver medal in the Olympic Games. She scored 24 points in a key win over Germany, propelling France into the final matchup against Team USA.





CLOUDY DAYS ARE HERE

The recent WNBA offseason brought a flurry of roster moves, including the high-profile addition of **Natasha Cloud** to the New York Liberty.

In 26 of her 38 starts last season, Cloud recorded at least 10 assists—eight of those performances resulting in double-doubles.

Her 2024 campaign was filled with standout achievements, including a career-high 31-point game. She finished the season ranked in the top four in assists, top 10 in minutes played, and earned a spot on the WNBA All-Defensive Second Team.

IZZY SZN

The Liberty continued to bolster their roster in the offseason with the addition of forward **Isabelle Harrison**, who is coming off a career-best defensive season with the Chicago Sky.

Harrison posted a defensive rating of 104.8 while averaging 16.3 minutes per game. She also recorded her best assist-to-turnover ratio in six years (0.69). One of her standout performances came at Barclays Center, where she grabbed a career-high 11 defensive rebounds against the Liberty.

BEK IS BACK

Acquired by the New York Liberty in 2024, **Rebekah Gardner** is set to make her debut in seafoam this season.

Gardner made an immediate impact in her 2022 WNBA debut, earning All-Rookie Team honors and finishing with a top-eight field goal percentage of 54.2%. During her two seasons with the Chicago Sky, she posted offensive ratings of 101.4 in 2022 and 94.2 in 2023.

SABRINA/STEWART SCORING SPREE

During the Liberty's championship season, **Sabrina Ionescu** and **Breanna Stewart** continued their ascent in the franchise's all-time scoring ranks, with both now firmly established in the top ten.

Following her stellar 2024 campaign, Stewart now leads the Liberty all-time in career scoring average at 21.3 points per game. She scored 20 or more points in 16 of her 38 regular-season appearances. Ionescu, meanwhile, rounds out the top five in franchise history with a career scoring average of 16.6 points per game.

Sixteen proved to be a shared milestone, as Ionescu also recorded 16 games with 20+ points. Her 2024 season ranks among the top three single-season three-point shooting performances in WNBA history—surpassed only by Diana Taurasi in 2006 and her own record-setting total in 2023.





BLOCK PARTY IN BROOKLYN

2024 Finals MVP **Jonquel Jones** and **Breanna Stewart** formed a dominant defensive duo, both ranking in the top six in total blocks across the league—Jones with 50 and Stewart with 48. Each averaged 1.3 blocks per game, earning spots on the Liberty's all-time playoff blocks leaderboard with 7 and 19, respectively.

Jones led the team in total blocks and finished among the league's top four in the category, showcasing her elite rim protection throughout the season.

Stewart, meanwhile, set franchise records for blocks in both a regular-season game (6) and a playoff game (4), the latter coming in Game 3 of the 2024 WNBA Finals.

PHENOMENAL FIEBICH

Leonie Fiebich enters the 2025 WNBA season fresh off a championship run with Valencia Basket Club in Spain's LF Endesa.

Her rookie campaign with the New York Liberty was equally impressive. Fiebich earned a spot on the 2024 WNBA All-Rookie Team and played a key role in the Liberty's title-winning season. She finished second in voting for the 2024 Sixth Player of the Year Award—the highest placement by a rookie since 2009.

Among the 26 first-year players in 2024, only five appeared in all 40 regular-season games. Fiebich was one of them, and she led that group in scoring efficiency, topping the charts in field goal percentage (47.8%), effective field goal percentage (62.4%), and true shooting percentage (62.4%).

Her 3-point shooting was historic. Fiebich's 43.3% from beyond the arc and her +279 single-season plus/minus both rank second all-time among WNBA rookies. Her career 3-point percentage of 44.1% leads all active players with at least 50 made threes.

Fiebich's postseason performance further cemented her place in the record books. She scored 128 points during her first playoff run—the second-most ever by a WNBA rookie. Over 11 games, she knocked down 25 three-pointers, becoming the third-fastest player in league history to reach that mark in the postseason. In Game 1 of the WNBA Finals, she hit five threes, becoming the first rookie to do so in a Finals game.





2025-26 REGULAR SEASON	PPG	OPP. PPG	FG%	3FG%	FT%	RPG	APG	SPG	TO	BPG
Fever	84.2	80.2	.457	.330	.759	34.0	20.2	7.22	14.0	3.09
Liberty	86.9	79.2	.451	.353	.824	34.6	21.6	8.76	13.5	4.86



2025-26 REGULAR SEASON INDIVIDUAL BESTS			2025-26 REGULAR SEASON FEVER BESTS			2025-26 REGULAR SEASON TEAM		
Points	34	Sabrina Ionescu @ IND 6/14/25	Points	32	Caitlin Clark @ IND 6/14/25	Biggest Win	21	vs. IND 7/16/25
Rebounds	12	Jonquel Jones @ IND 5/24/25	Rebounds	13	Aliyah Boston @ IND 5/24/25	Biggest Loss	14	@ IND 6/14/25
Assists	9	Sabrina Ionescu vs. IND 7/16/25	Assists	10	Caitlin Clark @ IND 5/24/25			

ALL-TIME SERIES FACTS			NEW YORK VS INDIANA		
Longest Win Streak			9 wins, 06/01/22-06/02/24		
Biggest Win			36 points: 104-68, 06/02/24		
Biggest Loss			33 points: 44-77, 08/08/06		
Most Points Scored			104 points, 104-68, 06/02/24		
Most Points Allowed			98 points, 77-98 @ IND, 09/01/16		
Top Scorer (NYL)			Breanna Stewart: 45 pts, 90-73, 05/21/23		
Top Scorer (IND)			Erica Wheeler: 33 pts @ NYL, 81-76, 08/08/17		

2025-26 REGULAR SEASON VS. FEVER			2024-25 REGULAR SEASON VS. FEVER			SERIES HISTORY VS. FEVER				
DATE	SITE	TIME/RESULT	DATE	SITE	RESULT		ALL-TIME	STREAKS	LAST WIN	LAST LOSS
5/24/25	Indiana	W, 90-88	5/16/24	Indiana	W, 102-66	Overall	42-51	Won 1	7/16/25	6/14/25
6/14/25	Indiana	L, 88-102	5/18/24	New York	W, 91-80	Home	24-21	Won 6	7/16/25	5/13/22
7/16/25	New York	W, 98-77	6/2/24	New York	W, 104-68	Road	18-28	Lost 1	5/24/25	6/14/25
7/22/25	New York	8:00 pm	7/6/24	Indiana	L, 78-83					

CONNECTIONS

Kennedy Burke spent the first two seasons of her WNBA career (2019-20) with the Indiana Fever, whose roster included guard **Kelsey Mitchell**. Isabelle Harrison and Indiana forward-center **Brianna Turner** shared the court for the Chicago Sky in 2024. Indiana forward **Natasha Howard** played for the New York Liberty in 2021 and 2022. Fever guard **Sydney Colson** suited up for the New York Liberty in the 2011 season.

MOST RECENT MATCHUP																			
FEVER 83, LIBERTY 78 – JULY 6, 2024 – GAINBRIDGE FIELDHOUSE – INDIANAPOLIS, IN – GAME #21 (17-4, 7-3 AWAY)																			
TEAM	1	2	3	4	OT	FINAL	FG	FGA	FG%	3FG%	FT%	OR	DR	TR	A	PF	ST	TO	BS
NYL	18	20	24	16	-	78	29	71	.408	.238	.625	8	23	31	20	11	7	10	1
IND	24	15	16	28	-	83	32	67	.478	.292	.857	7	34	41	20	15	6	15	2
TEAM	HIGH PTS		HIGH REB		HIGH AST		TEAM	HIGH PTS		HIGH REB		HIGH AST							
NYL	S. Ionescu: 22		J. Jones: 12		B. Stewart: 6		IND	C. Clark: 19		C. Clark: 12		C. Clark: 13							



2025-26 REGULAR SEASON	PPG	OPP. PPG	FG%	3FG%	FT%	RPG	APG	SPG	TO	BPG
Liberty	86.9	79.2	.451	.353	.824	34.6	21.6	8.76	13.5	4.86
Mercury	83.4	79.3	.433	.345	.776	34.4	21.0	8.59	13.9	3.82



2025-26 REGULAR SEASON INDIVIDUAL BESTS					2025-26 REGULAR SEASON MERCURY BESTS					2025-26 REGULAR SEASON TEAM				
Points	35	Breanna Stewart vs. PHO 6/19/25	Rebounds	7	Nyara Sabally vs. PHO 6/19/25	Points	25	Satou Sabally @ PHO 6/27/25	Rebounds	15	Alyssa Thomas vs. PHO 6/19/25	Assists	15	Alyssa Thomas @ PHO 6/27/25
Assists	10	Natasha Cloud vs. PHO 6/19/25	Assists	15	Alyssa Thomas @ PHO 6/27/25	Biggest Loss	15	@ PHO 6/27/25	** No Biggest Win **					

ALL-TIME SERIES FACTS	
Longest Win Streak	4 wins, 4x
Biggest Win	38 points: 107-69, 08/14/10
Biggest Loss	29 points: 67-96, 08/02/20
Most Points Scored	107 points: 107-69, 08/14/10
Most Points Allowed	79 points: 79-106, 08/25/21
Top Scorer (NYL)	Breanna Stewart: 43 points, 99-95, 07/05/23
Top Scorer (PHO)	Diana Taurasi: 36 points, 88-94 (OT), 07/09/06

2025-26 REGULAR SEASON VS. MERCURY			2024-25 REGULAR SEASON VS. MERCURY			SERIES HISTORY VS. MERCURY				
DATE	SITE	TIME/RESULT	DATE	SITE	RESULT		ALL-TIME	STREAKS	LAST WIN	LAST LOSS
6/19/25	New York	L, 81-89	5/29/24	New York	W, 81-78	Overall	34-33	Lost 2	8/26/24	6/27/25
6/27/25	Phoenix	L, 91-106	6/18/24	Phoenix	L, 93-99	Home	21-12	Lost 1	5/29/24	6/19/25
7/25/25	New York	7:30 pm	8/26/24	Phoenix	W, 84-70	Road	13-19	Lost 1	8/26/24	6/27/25
8/30/25	Phoenix	10:00 pm								

CONNECTIONS

Sandy Brondello led the Phoenix Mercury for eight years (2014-2021), the franchise's longest head coaching tenure, and made the playoffs each year, including a run to the WNBA Championship in 2014. The 2014 season also brought her the WNBA Coach of the Year Award, both the franchise's and her first time winning the award. In the 2024 Olympics, **Brondello** coached Phoenix guard **Sami Whitcomb** for the Australian Opals. **Whitcomb** played for the New York Liberty from 2021 to 2022. **Isabelle Harrison** was selected by the Phoenix Mercury in the 2015 WNBA Draft with the 12th overall pick and remained with the team through the 2016 season. The Phoenix Mercury drafted **Stephanie Talbot** with the 33rd overall pick in the 2014 WNBA Draft. In 2017, she made her WNBA debut with the team and remained with them through the 2018 season. **Natasha Cloud** played for the Mercury in 2024. Mercury forward **Satou Sabally**, sister of **Nyara Sabally**, has many ties with Liberty players. She shared the court at the University of Oregon with New York's **Sabally** (2019-2020) and **Sabrina Ionescu** (2017-2020). Phoenix's **Sabally** teamed up with **Ionescu** and **Natasha Cloud** in the 2025 Unrivaled season for Phantom Basketball Club. The **Sabally** sisters and **Leonie Fiebich** represented Germany in the 2024 Olympics. **Sabally** and **Izzy Harrison** played for the Dallas Wings for two years (2020-22). The University of Maryland's 2010-11 women's basketball program featured **Cloud** and Mercury forward **Alyssa Thomas**. **Cloud** was also teammates with Phoenix guard/forward **Kahleah Copper** on the 2016 Washington Mystics. **Copper** was part of the 2021 Chicago Sky squad that **Olaf Lange** helped lead to a WNBA Championship. **Thomas** teamed up with **Jonquel Jones** as part of the Connecticut Sun organization from 2016 to 2022. **Thomas** was a member of 2025 Unrivaled's Laces Basketball Club, coached by **Andrew Wade**.

MOST RECENT MATCHUP

LIBERTY 84, MERCURY 70 – AUGUST 26, 2024 – FOOTPRINT CENTER – PHOENIX, AZ – GAME #31 (26-5, 12-3 AWAY)																			
TEAM	1	2	3	4	OT	FINAL	FG	FGA	FG%	3FG%	FT%	OR	DR	TR	A	PF	ST	TO	BS
NYL	18	20	21	25	-	84	29	70	.414	.414	.875	6	26	32	21	10	12	15	3
PHO	9	29	15	17	-	70	31	67	.463	.227	.750	7	24	31	15	15	7	22	4
TEAM	HIGH PTS		HIGH REB		HIGH AST		TEAM	HIGH PTS		HIGH REB		HIGH AST							
NYL	B. Stewart: 21		J. Jones: 7		B. Stewart: 6		PHO	B. Griner: 22		N. Cloud/B. Griner: 6		N. Cloud: 7							



LIBERTY 98, FEVER 77 – JULY 16, 2025 – BARCLAYS CENTER – BROOKLYN, NY – GAME #21 (15-6, 10-2 HOME)

TEAM	1	2	3	4	OT	FINAL	FG	FGA	FG%	3FG%	FT%	OR	DR	TR	A	PF	ST	TO	BS
IND	24	14	19	20	-	77	28	76	.368	.250	.867	13	19	32	16	13	8	14	2
NYL	32	21	21	24	-	98	37	64	.578	.519	.909	2	27	29	30	16	8	14	9
TEAM	HIGH PTS			HIGH REB			HIGH AST			TEAM	HIGH PTS			HIGH REB			HIGH AST		
NYL	B. Stewart: 24			B. Stewart: 11			S. Ionescu: 9			IND	K. Mitchell: 16			L. Hull: 7			A. Boston: 6		

1Q: Indiana scored first, giving them their only lead of the game. From there, New York took over and tallied their fifth 30+ point quarter of 2025...**Sabrina Ionescu:** 10 points (4-7 FG, 2-3 3FG), two rebounds, two assists.

2Q: The Liberty continued to dominate, allowing only 14 points to their own 21 points...**NYL:** three blocks; **IND:** zero blocks.

3Q: New York extended their lead to as much as 26 points, despite Indiana scoring 19 points to New York's 21...**Breanna Stewart:** nine points (4-6 FG), two blocks.

4Q: New York closed the game, scoring 24 points, shooting 8-13 FG, 5-8 3FG, 3-4 FT.

Game: This marked the team's fifth 20+ point victory. **Marine Johannès** became New York's 10th all-time leader in 3-pointers made. **Natasha Cloud** recorded her 1,000th career rebound. **Breanna Stewart** posted her first career game with at least 20 points, 10 rebounds, seven assists, and four steals.

LIBERTY 79, DREAM 72 – JULY 13, 2025 – BARCLAYS CENTER – BROOKLYN, NY – GAME #20 (14-6, 9-2 HOME)

TEAM	1	2	3	4	OT	FINAL	FG	FGA	FG%	3FG%	FT%	OR	DR	TR	A	PF	ST	TO	BS
ATL	26	16	11	19	-	72	24	64	.375	.280	.607	10	37	47	18	12	3	16	8
NYL	13	18	24	24	-	79	30	78	.385	.321	.909	8	28	36	24	18	8	6	6
TEAM	HIGH PTS			HIGH REB			HIGH AST			TEAM	HIGH PTS			HIGH REB			HIGH AST		
NYL	L. Fiebich: 21			B. Stewart: 10			S. Ionescu: 5			ATL	A. Gray: 16			B. Griner: 10			J. Canada: 6		

1Q: After starting the game with an evenly matched game, Atlanta went on a 16-2 run for the last five minutes...**NYL:** four FGM, seven rebounds; **ATL:** nine FGM, 12 rebounds.

2Q: Atlanta continued their lead, building up as much as a 19-point advantage. New York scored 18 points against Atlanta's 16 but closed the half with an 11-point deficit...**NYL:** 10 rebounds, two steals; **ATL:** 13 rebounds, zero steals.

3Q: New York only allowed 11 points as they launched their comeback. With 5:45 remaining, the Liberty went on a 15-4 run to take their first lead since the first quarter...**Leonie Fiebich:** 3-3 FG, 2-2 3FG; **ATL:** 3-13 FG, 2-7 3FG.

4Q: The Liberty never looked back, leading by as many as 10 points, before closing out a seven-point win...**NYL:** four steals; **ATL:** one steal.

Game: New York had the largest comeback victory of their season, overcoming a 19-point deficit. **Leonie Fiebich** set a career-high in points (21) and FGM (eight). **Natasha Cloud** is the WNBA's eighth all-time assists leader (1,638). **Nyara Sabally's** four blocks set her career high. **Breanna Stewart** recorded her 94th career double-double.

LIBERTY 87, ACES 78 – JULY 8, 2025 – BARCLAYS CENTER – BROOKLYN, NY – GAME #19 (13-6, 8-2 HOME)

TEAM	1	2	3	4	OT	FINAL	FG	FGA	FG%	3FG%	FT%	OR	DR	TR	A	PF	ST	TO	BS
LVA	16	26	18	18	-	78	25	61	.410	.269	.875	7	25	32	13	22	2	16	7
NYL	19	21	22	25	-	87	30	70	.429	.259	.769	9	25	34	21	18	10	11	5
TEAM	HIGH PTS			HIGH REB			HIGH AST			TEAM	HIGH PTS			HIGH REB			HIGH AST		
NYL	S. Ionescu: 28			L. Fiebich: 9			S. Ionescu: 8			LVA	J. Young: 19			C. Gray/J. Young: 7			C. Gray/J. Young: 3		

1Q: A close first quarter featured two ties and three lead changes, with no one gaining more than a five-point advantage. New York closed 1Q with a 9-3 run to take a two-point lead...**NYL:** 8-19 FG; **LVA:** 6-21 FG.

2Q: New York held their lead through the first half of the quarter. In the remaining 4:51, Las Vegas went on a 12-7 run, taking a two-point lead going into halftime with a layup as time expired...**NYL:** four turnovers, three blocked shots; **LVA:** three turnovers, three blocked shots.

3Q: While Las Vegas stretched its lead to seven to start the second half, New York grabbed control with 3:57 remaining on the back of a Kennedy Burke layup. From that point, both teams scored six points, but NY entered the final period with a two-point lead...**Kennedy Burke:** four steals; **LVA:** zero steals.

4Q: Despite two Aces attempts at a comeback, New York had their best scoring performance of the night (25 points) and forced three more steals to maintain control. New York ended the game with a 15-6 run to take the win...**Sabrina Ionescu:** 3-6 FG; **LVA:** 3-10 FG.

Game: **Kennedy Burke** forced a career-high six steals. **Leonie Fiebich** matched her career-high with nine boards. **Sabrina Ionescu** recorded her third consecutive 20-5-5 game.

STORM 79, LIBERTY 70 – JULY 6, 2025 – BARCLAYS CENTER – BROOKLYN, NY – GAME #18 (12-6, 7-2 HOME)

TEAM	1	2	3	4	OT	FINAL	FG	FGA	FG%	3FG%	FT%	OR	DR	TR	A	PF	ST	TO	BS
SEA	22	19	22	16	-	79	32	71	.451	.294	.714	8	27	35	21	14	11	11	6
NYL	18	26	6	20	-	70	24	68	.353	.375	.813	11	25	36	17	12	7	17	5
TEAM	HIGH PTS			HIGH REB			HIGH AST			TEAM	HIGH PTS			HIGH REB			HIGH AST		
NYL	S. Ionescu: 22			S. Ionescu: 9			S. Ionescu: 6			SEA	G. Williams: 16			D. Malonga: 8			S. Diggins: 6		

1Q: New York held a lead from the 8:29 mark until 3:26 remained in the quarter. Seattle went on a 7-2 run to close the quarter with a four-point advantage...**NYL:** 7-18 FG; **SEA:** 10-19 FG.

2Q: In a quarter with seven lead changes, the Liberty broke the final tie by scoring nine points (3-3 3FG, 3-3 FT) to the Storm's six (2-6 FG, 2-2 FT)...**NYL:** 5-for-5 3FG; **SEA:** 1-7 3FG.

3Q: A poor shooting performance from New York contributed to Seattle taking the lead and building up a 13-point lead heading into the fourth quarter...**NYL:** 2-19 FG; **SEA:** 9-19 FG.

4Q: New York outscored Seattle 20-16, but were unable to overcome the Storm's lead...**Nyara Sabally:** 2-5 FG, 2-4 FT for six points.

Game: **Natasha Cloud's** first made shot from deep brought her career 3-point total to 300. **Rebekah Gardner** forced two steals, matching her season high, while adding eight points in 11 minutes off the bench. With three blocks, **Breanna Stewart** matched her season-high and brought her WNBA career total to 404 and her Liberty career total to 134.



PLAYER	GP-GS	MIN	MPG	FG-ATT	FG%	3FG-ATT	3FG%	FT-FTA	FT%	OFF	DEF	TOT/AVG	AST	APG	PF-D	STL	SPG	TO	BLK	BPG	PTS	AVG
Stewart, B.	21-21	685	32.6	143-301	.475	13-63	.206	115-140	.821	20	124	144/6.9	82	3.9	43-115	29	1.38	45	30	1.43	414	19.7
Ionescu, S.	20-20	621	31.1	118-311	.379	50-161	.311	87-93	.935	14	74	88/4.4	110	5.5	27-74	30	1.50	51	8	0.40	373	18.7
Cloud, N.	20-20	568	28.4	70-166	.422	24-76	.316	33-35	.943	8	65	73/3.7	119	6.0	60-32	27	1.35	37	6	0.30	197	9.9
Burke, K.	21-6	478	22.8	65-130	.500	37-75	.493	22-30	.733	14	37	51/2.4	27	1.3	29-28	25	1.19	21	13	0.62	189	9.0
Johannès, M.	21-1	384	18.3	52-117	.444	35-93	.376	6-7	.857	9	38	47/2.2	30	1.4	23-7	16	0.76	29	4	0.19	145	6.9
Fiebich, L.	14-14	372	26.6	42-74	.568	22-44	.500	12-15	.800	10	46	56/4.0	15	1.1	37-14	11	0.79	18	8	0.57	118	8.4
Jones, J.	9-9	206	22.9	38-80	.475	14-32	.438	19-29	.655	17	69	86/9.6	21	2.3	19-31	5	0.56	15	10	1.11	109	12.1
Gardner, R.	21-4	277	13.2	33-66	.500	10-24	.417	13-16	.813	15	24	39/1.9	12	0.6	37-14	11	0.52	9	5	0.24	89	4.2
Sabally, N.	15-10	291	19.4	35-71	.493	1-7	.143	17-25	.680	26	48	74/4.9	13	0.9	36-23	9	0.60	16	16	1.07	88	5.9
Harrison, I.	19-0	184	9.7	30-62	.484	2-8	.250	10-15	.667	15	38	53/2.8	14	0.7	25-12	11	0.58	11	1	0.05	72	3.8
Sherrod, J.	16-0	102	6.3	6-20	.300	3-11	.273	7-9	.778	2	9	11/0.7	10	0.6	17-12	10	0.63	11	0	0.00	22	1.4
Davis, M.	9-0	31	3.4	1-4	.250	0-3	.000	6-7	.857	1	4	5/0.6	1	0.1	2-4	0	0.00	3	1	0.11	8	0.9
LIBERTY	21	4,194	199.7	633-1,402	.451	211-597	.353	347-421	.824	151	576	727/34.6	454	21.6	355-366	184	8.76	266	102	4.86	1,824	86.9
OPPONENTS	21	4,194	199.7	608-1,477	.412	181-565	.320	266-361	.737	210	552	762/36.3	418	19.9	366-355	144	6.86	299	72	3.43	1,663	79.2
PLAYER		MIN	FG	ATT	FG%	3FG	ATT	3FG%	FT	FTA	FT%	OFF	DEF	TOT	AST	PF	FD	STL	TO	BLK	PTS	
Davis, M.		8 (2)	1	1 (4)	1.000	--	1 (3)	--	2 (2)	2 (3)	1.000 (3)	1	2	2 (2)	1	1 (2)	1 (4)	--	2	1	3	
Sherrod, J.		18	2 (2)	5	1.000	1 (3)	3 (2)	1.000	3	3 (2)	1.000 (3)	1 (2)	3	3	3	3 (2)	4	3	2 (3)	--	8	
Gardner, R.		34	5	10	1.000 (3)	2 (2)	5	1.000 (4)	4	4	1.000 (4)	3	4	5	4	5	2 (5)	2 (3)	1 (9)	1 (5)	12	
Sabally, N.		31	6	12	1.000 (2)	1	3	.500	4	7	1.000 (5)	4 (2)	7 (2)	9 (3)	3	5	5	4	3 (3)	4	16	
Cloud, N.		35	8 (2)	17	1.000	4	7	1.000	6	6 (2)	1.000 (9)	2	6 (2)	7	10 (2)	5 (2)	4 (2)	5	6	2 (2)	23	
Fiebich, L.		33	8	11	.889	4	6	.800	2 (3)	2 (6)	1.000 (6)	3	8 (2)	9 (2)	4	4 (3)	2 (3)	3	5	3 (2)	21	
Ionescu, S.		38	12	23	.667	6	15	.667	9 (2)	10	1.000 (15)	3	7 (2)	9	9	4	7	4	7	2 (2)	34 (2)	
Harrison, I.		21	5	8	.667 (4)	1 (2)	2	1.000	3	4	1.000 (2)	3 (2)	5 (2)	6 (3)	2 (3)	5	3	3 (2)	2 (5)	1	10	
Burke, K.		32	6 (2)	14	.833	4 (4)	9	1.000 (5)	4	4 (3)	1.000 (6)	4	6	7	4	5	4	6	4	3	20	
Johannès, M.		36	7	13	.800	6	11	.800	3	3	1.000 (2)	2 (2)	5	6	6	3	2	4	4 (2)	1 (4)	18	
Stewart, B.		38	11	19 (2)	.800	3	6	.750	15	19	1.000 (8)	4	11	14	7 (3)	4 (3)	16	3 (5)	6	4	35	
Jones, J.		36	9	15	1.000	3 (2)	6	.750 (2)	6	7	1.000	4 (3)	15	18	6	4 (2)	6	2	3 (3)	4	26	
LIBERTY	200 (21)	37 (2)	78	.623	19 (2)	38	.594	25	32	.941	13	37 (2)	50	30 (2)	23	25	14	20	9 (2)	100		
OPPONENTS	200 (21)	41	82 (2)	.529	18	39	.486	22	28	1.000	15 (3)	37	58	30	25	23	13	23	8	106		

QUARTER & HALF SCORING BREAKDOWN



				NYL			OPP			NYL			OPP			NYL			OPP		
DATE	OPPONENT	OVERALL REC	W/L	1ST	1ST	POINT DIFF.	2ND	2ND	POINT DIFF.	3RD	3RD	POINT DIFF.	4TH	4TH	POINT DIFF.	1ST	1ST	POINT DIFF.	2ND	2ND	POINT DIFF.
5/17	Las Vegas	1-0	W	19	20	-1	28	13	15	16	25	-9	29	20	9						
5/22	at Chicago	2-0	W	28	23	5	25	9	16	22	22	0	24	20	4						
5/24	at Indiana	3-0	W	30	29	1	25	17	8	13	30	-17	22	12	10						
5/27	Golden State	4-0	W	27	10	17	21	19	2	19	22	-3	28	16	12						
5/29	Golden State	5-0	W	20	18	2	17	19	-2	20	19	1	25	21	4						
5/30	at Washington	6-0	W	27	17	10	17	15	2	22	16	6	19	15	4						
6/1	Connecticut	7-0	W	31	13	18	29	15	14	30	8	22	10	16	-6						
6/5	at Washington	8-0	W	17	22	-5	32	12	20	24	23	1	13	21	-8						
6/10	Chicago	9-0	W	26	15	11	26	17	9	18	10	8	15	24	-9						
6/14	at Indiana	9-1	L	26	24	2	24	29	-5	21	27	-6	17	22	-5						
6/17	Atlanta	10-1	W	24	20	4	16	23	-7	20	25	-5	26	13	13						
6/19	Phoenix	10-2	L	17	15	2	21	26	-5	27	23	4	16	25	-9						
6/22	at Seattle	10-3	L	22	22	0	20	21	-1	19	25	-6	18	21	-3						
6/25	at Golden State	11-3	W	29	32	-3	17	11	6	18	18	0	17	17	0						
6/27	at Phoenix	11-4	L	19	28	-9	24	33	-9	27	27	0	21	18	3						
6/29	at Atlanta	11-5	L	19	29	-10	15	18	-3	19	16	3	28	27	1						
7/3	Los Angeles	12-5	W	21	20	1	16	21	-5	32	18	14	20	20	0						
7/6	Seattle	12-6	L	18	22	-4	26	19	7	6	22	-16	20	16	4						
7/8	Las Vegas	13-6	W	19	16	3	21	26	-5	22	18	4	25	18	7						
7/13	Atlanta	14-6	W	13	26	-13	18	16	2	24	11	13	24	19	5						
7/16	Indiana	15-6	W	32	24	8	21	14	7	21	19	2	24	20	4						
7/22	Indiana	--	--	--	--	--	--	--	--	--	--	--	--	--	--						
7/25	Phoenix	--	--	--	--	--	--	--	--	--	--	--	--	--	--						
7/26	Los Angeles	--	--	--	--	--	--	--	--	--	--	--	--	--	--						
7/28	at Dallas	--	--	--	--	--	--	--	--	--	--	--	--	--	--						
7/30	at Minnesota	--	--	--	--	--	--	--	--	--	--	--	--	--	--						
8/1	at Connecticut	--	--	--	--	--	--	--	--	--	--	--	--	--	--						
8/3	at Connecticut	--	--	--	--	--	--	--	--	--	--	--	--	--	--						
8/5	Dallas	--	--	--	--	--	--	--	--	--	--	--	--	--	--						
8/8	at Dallas	--	--	--	--	--	--	--	--	--	--	--	--	--	--						
8/10	Minnesota	--	--	--	--	--	--	--	--	--	--	--	--	--	--						
8/12	at Los Angeles	--	--	--	--	--	--	--	--	--	--	--	--	--	--						
8/13	at Las Vegas	--	--	--	--	--	--	--	--	--	--	--	--	--	--						
8/16	at Minnesota	--	--	--	--	--	--	--	--	--	--	--	--	--	--						
8/19	Minnesota	--	--	--	--	--	--	--	--	--	--	--	--	--	--						
8/21	Chicago	--	--	--	--	--	--	--	--	--	--	--	--	--	--						
8/23	at Atlanta	--	--	--	--	--	--	--	--	--	--	--	--	--	--						
8/25	Connecticut	--	--	--	--	--	--	--	--	--	--	--	--	--	--						
8/28	Washington	--	--	--	--	--	--	--	--	--	--	--	--	--	--						
8/30	at Phoenix	--	--	--	--	--	--	--	--	--	--	--	--	--	--						
9/2	at Golden State	--	--	--	--	--	--	--	--	--	--	--	--	--	--						
9/5	at Seattle	--	--	--	--	--	--	--	--	--	--	--	--	--	--						
9/9	Washington	--	--	--	--	--	--	--	--	--	--	--	--	--	--						
9/11	at Chicago	--	--	--	--	--	--	--	--	--	--	--	--	--	--						
2025-26 TOTALS		15-6	--	484	445	39	459	393	66	440	424	16	441	401	40						
AVG/GAME		--	--	23.0	21.2	1.9	21.9	18.7	3.1	21.0	20.2	0.8	21.0	19.1	1.9						

NYL	OPP		NYL	OPP		NYL	OPP	NYL	OPP				
DATE	OPPONENT	OVERALL REC	W/L	1ST HALF	1ST HALF	POINT DIFF.	2ND HALF	2ND HALF	POINT DIFF.	BIGGEST LEAD	BIGGEST LEAD	TOTAL	TOTAL
5/17	Las Vegas	1-0	W	47	33	14	45	45	0	17	2	92	78
5/22	at Chicago	2-0	W	53	32	21	46	42	4	31	3	99	74
5/24	at Indiana	3-0	W	55	46	9	35	42	-7	15	12	90	88
5/27	Golden State	4-0	W	48	29	19	47	38	9	33	0	95	67
5/29	Golden State	5-0	W	37	37	0	45	40	5	6	4	82	77
5/30	at Washington	6-0	W	44	32	12	41	31	10	22	2	85	63
6/1	Connecticut	7-0	W	60	28	32	40	24	16	57	0	100	52
6/5	at Washington	8-0	W	49	34	15	37	44	-7	16	6	86	78
6/10	Chicago	9-0	W	52	32	20	33	34	-1	34	0	85	66
6/14	at Indiana	9-1	L	50	53	-3	38	49	-11	11	16	88	102
6/17	Atlanta	10-1	W	40	43	-3	46	38	8	5	17	86	81
6/19	Phoenix	10-2	L	38	41	-3	43	48	-5	6	10	81	89
6/22	at Seattle	10-3	L	42	43	-1	37	46	-9	5	10	79	89
6/25	at Golden State	11-3	W	46	43	3	35	35	0	6	6	81	78
6/27	at Phoenix	11-4	L	43	61	-18	48	45	3	2	19	91	106
6/29	at Atlanta	11-5	L	34	47	-13	47	43	4	1	20	81	90
7/3	Los Angeles	12-5	W	37	41	-4	52	38	14	13	11	89	79
7/6	Seattle	12-6	L	44	41	3	26	38	-12	5	19	70	79
7/8	Las Vegas	13-6	W	40	42	-2	47	36	11	9	7	87	78
7/13	Atlanta	14-6	W	31	42	-11	48	30	18	10	19	79	72
7/16	Indiana	15-6	W	53	38	15	45	39	6	27	2	98	77
7/22	Indiana	--	--	--	--	--	--	--	--	--	--	--	--
7/25	Phoenix	--	--	--	--	--	--	--	--	--	--	--	--
7/26	Los Angeles	--	--	--	--	--	--	--	--	--	--	--	--
7/28	at Dallas	--	--	--	--	--	--	--	--	--	--	--	--
7/30	at Minnesota	--	--	--	--	--	--	--	--	--	--	--	--
8/1	at Connecticut	--	--	--	--	--	--	--	--	--	--	--	--
8/3	at Connecticut	--	--	--	--	--	--	--	--	--	--	--	--
8/5	Dallas	--	--	--	--	--	--	--	--	--	--	--	--
8/8	at Dallas	--	--	--	--	--	--	--	--	--	--	--	--
8/10	Minnesota	--	--	--	--	--	--	--	--	--	--	--	--
8/12	at Los Angeles	--	--	--	--	--	--	--	--	--	--	--	--
8/13	at Las Vegas	--	--	--	--	--	--	--	--	--	--	--	--
8/16	at Minnesota	--	--	--	--	--	--	--	--	--	--	--	--
8/19	Minnesota	--	--	--	--	--	--	--	--	--	--	--	--
8/21	Chicago	--	--	--	--	--	--	--	--	--	--	--	--
8/23	at Atlanta	--	--	--	--	--	--	--	--	--	--	--	--
8/25	Connecticut	--	--	--	--	--	--	--	--	--	--	--	--
8/28	Washington	--	--	--	--	--	--	--	--	--	--	--	--
8/30	at Phoenix	--	--	--	--	--	--	--	--	--	--	--	--
9/2	at Golden State	--	--	--	--	--	--	--	--	--	--	--	--
9/5	at Seattle	--	--	--	--	--	--	--	--	--	--	--	--
9/9	Washington	--	--	--	--	--	--	--	--	--	--	--	--
9/11	at Chicago	--	--	--	--	--	--	--	--	--	--	--	--
2025-26 TOTALS		15-6	--	943	838	105	881	825	56	331	185	1,824	1,663
AVG/GAME		--	--	44.9	39.9	5.0	42.0	39.3	2.7	15.8	8.8	86.9	79.2



STARTING LINEUPS AND RECORDS



LIBERTY RECORD WHEN...	OVERALL	HOME	ROAD	NUMBER OF TIMES RECORDING	POINTS	REB	AST	BLK	STL	DD	TD
Outrebounding opponent	6-0	5-0	1-0	Kennedy Burke	10	1	--	--	1	3	--
Outrebounded by opponent	9-6	5-2	4-4	Natasha Cloud	8	3	--	2	--	3	--
Tied in Rebounding	0-0	0-0	0-0	Marquesha Davis	--	--	--	--	--	--	--
Shooting better than opponent	11-2	8-1	3-1	Leonie Fiebich	5	1	--	--	2	1	--
Shooting worse than opponent	4-4	2-1	2-3	Rebekah Gardner	3	--	--	--	--	--	--
Shooting same than opponent	0-0	0-0	0-0	Isabelle Harrison	1	--	--	--	2	--	--
More FTM than opponent	9-4	5-1	4-3	Sabrina Ionescu	16	9	2	--	--	3	--
Less FTM than opponent	5-1	5-1	0-0	Marine Johannès	7	--	--	--	--	2	--
Same FTM than opponent	1-1	0-0	1-1	Jonquel Jones	7	1	--	6	--	1	6
More 3FGM than opponent	10-3	7-2	3-1	Nyara Sabally	2	--	--	--	2	1	--
Less 3FGM than opponent	2-2	2-0	0-2	Jaylyn Sherrod	--	--	--	--	--	1	--
Same 3FGM than opponent	3-1	1-0	2-1	Breanna Stewart	20	10	1	5	--	3	5
More assists than opponent	9-0	7-0	2-0	NUMBER OF TIMES LEADING TEAM IN... (INCLUDES TIES)							
Less assists than opponent	6-6	3-2	3-4		PTS	REB	AST	BLK	STL	MIN	
Same assists than opponent	0-0	0-0	0-0	Kennedy Burke	--	--	--	3	5	--	
More turnovers than opponent	2-3	1-2	1-1	Natasha Cloud	2	--	14	3	6	2	
Less turnovers than opponent	10-1	6-0	4-1	Marquesha Davis	--	--	--	1	--	--	
Same turnovers than opponent	3-2	3-0	0-2	Leonie Fiebich	1	2	--	2	2	--	
Bench outscores opponent bench	9-3	6-1	3-2	Rebekah Gardner	--	--	--	3	1	--	
Opponent bench outscores NYL	5-3	4-1	1-2	Isabelle Harrison	--	--	--	1	3	--	
Bench scoring equal	1-0	0-0	1-0	Sabrina Ionescu	7	1	8	4	7	6	
Scoring less than 80 points	1-2	1-1	0-1	Marine Johannès	--	--	--	3	3	--	
Scoring between 80-89 points	8-3	5-1	3-2	Jonquel Jones	1	7	--	4	1	1	
Scoring between 90-99 points	5-1	3-0	2-1	Nyara Sabally	--	4	--	5	1	--	
Scoring between 100-109	1-0	1-0	0-0	Jaylyn Sherrod	--	--	--	1	2	--	
Scoring 110 or more points	0-0	0-0	0-0	Breanna Stewart	10	8	1	9	6	12	
Opponent scores less than 80	13-1	9-1	4-0								
Opponent scores between 80-89	2-2	1-1	1-1								
Opponent scores between 90-99	0-1	0-0	0-1								
Opponent scores between 100-109	0-2	0-0	0-2								
Opponent scores 110 or more	0-0	0-0	0-0								

STARTING LINEUPS

LAST USED	GAME	FORWARD	FORWARD	CENTER	GUARD	GUARD	RECORD
6/5/25	at Mystics	Fiebich, L.	Stewart, B.	Jones, J.	Ionescu, S.	Cloud, N.	7-0
6/14/25	at Fever	Burke, K.	Stewart, B.	Sabally, N.	Ionescu, S.	Cloud, N.	0-1
6/17/25	vs. Dream	Stewart, B.	Sabally, N.	Jones, J.	Ionescu, S.	Cloud, N.	1-0
6/19/25	vs. Mercury	Burke, K.	Stewart, B.	Jones, J.	Ionescu, S.	Cloud, N.	0-1
6/22/25	at Storm	Gardner, R.	Stewart, B.	Sabally, N.	Johannès, M.	Cloud, N.	0-1
6/29/25	at Dream	Gardner, R.	Stewart, B.	Sabally, N.	Ionescu, S.	Cloud, N.	1-2
7/6/25	vs. Storm	Fiebich, L.	Burke, K.	Stewart, B.	Ionescu, S.	Cloud, N.	2-1
7/8/25	vs. Aces	Burke, K.	Stewart, B.	Sabally, N.	Fiebich, L.	Ionescu, S.	1-0
7/16/25	vs. Fever	Fiebich, L.	Stewart, B.	Sabally, N.	Ionescu, S.	Cloud, N.	3-0





TEAM RECORD

	RECORD	HOME	ROAD	OT
OVERALL	15-6	10-2	5-4	--
EASTERN	9-2	5-0	4-2	--
WESTERN	6-4	5-2	1-2	--

TEAM RECORD - BY TEAM

	RECORD	HOME	ROAD	OT
OVERALL	15-6	10-2	5-4	--
ATLANTA	2-1	2-0	0-1	--
CHICAGO	2-0	1-0	1-0	--
CONNECTICUT	1-0	1-0	--	--
GOLDEN STATE	3-0	2-0	1-0	--
INDIANA	2-1	1-0	1-1	--
LAS VEGAS	2-0	2-0	--	--
LOS ANGELES	1-0	1-0	--	--
PHOENIX	0-2	0-1	0-1	--
SEATTLE	0-2	0-1	0-1	--
WASHINGTON	2-0	--	2-0	--

HEAD COACH: SANDY BRONDELLO

	TENURE	WON	LOSS	PCT.
OVERALL:		168	99	.629
W/ CLUB:		95	42	.693

AFTER 21 GAMES: W15, L6

MARGIN	1	2	3	4	5	6	7	8	9	10	11	12	13	14	15	16	17	18	19	20	21	22	23	24	25
Won By:	1	1		2		1	1	1	1					1					1		1	1			1
Lost By:								1	2	1				1	1										

MARGIN	26	27	28	29	30	31	32	33	34	35	36	37	38	39	40	41	42	43	44	45	46	47	48	49	50+
Won By:			1																					1	
Lost By:																									

AT START OF:	OVERALL	HOME	ROAD	FG%:	OVERALL	HOME	ROAD
2nd-Ahead:	11-2	8-1	3-1	-44%	8-3	5-2	3-1
-Behind:	4-3	2-1	2-2	45-49%	3-2	2-0	1-2
-Tied:	0-1	0-0	0-1	50-54%	1-1	1-0	0-1
3rd-Ahead:	10-1	5-1	5-0	55-59%	2-0	1-0	1-0
-Behind:	4-5	4-1	0-4	+60%	1-0	1-0	0-0
-Tied:	1-0	1-0	0-0				
4th-Ahead:	13-1	9-1	4-0				
-Behind:	2-5	1-1	1-4				
-Tied:	0-0	0-0	0-0				



PLAYER AND TEAM SUPERLATIVES



NEW YORK LIBERTY			OPPONENTS		
Points	35	Breanna Stewart vs. PHO 06/19/2025	32	Caitlin Clark at IND 06/14/2025	
Points in a Quarter	18	Breanna Stewart (3rd) vs. PHO 06/19/2025	14	Kate Martin (4th) at GSV 06/25/2025	
Points in a Half	21	Breanna Stewart (2nd) vs. PHO 06/19/2025	14	Caitlin Clark (1st) at IND 06/14/2025	
Field Goals	12	Sabrina Ionescu vs. ATL 06/17/2025	25	Caitlin Clark (1st) at IND 06/14/2025	
Field Goal Attempts	23	Sabrina Ionescu vs. LVA 07/08/2025	12	Nneka Ogumike at SEA 06/22/2025	
Field Goal Percentage	1.000	Nyara Sabally (4-4) vs. CHI 06/10/2025	12	Aliyah Boston at IND 05/24/2025	
3-PT Field Goal	6	Sabrina Ionescu vs. GSV 05/29/2025	22	A'ja Wilson vs. LVA 05/17/2025	
3-PT FG Attempts	6	Marine Johannès vs. GSV 05/27/2025	1.000	Temí Fagbénlé (5-5) vs. GSV 05/27/2025	
3-PT FG Percentage	1.000	Sabrina Ionescu vs. GSV 05/29/2025	7	Satou Sabally at PHO 06/27/2025	
	1.000	Kennedy Burke (4-4) at WAS 06/05/2025	7	Caitlin Clark at IND 06/14/2025	
	1.000	Kennedy Burke (4-4) at CHI 05/22/2025	14	Caitlin Clark at IND 06/14/2025	
			1.000	Michaela Onyenwere (2-2) vs. CHI 06/10/2025	
Free Throws	15	Breanna Stewart vs. GSV 05/29/2025	1.000	Lexie Hull (2-2) at IND 05/24/2025	
			1.000	Dana Evans (2-2) vs. LVA 05/17/2025	
			9	Allisha Gray vs. ATL 07/13/2025	
			9	Kelsey Plum vs. LAS 07/03/2025	
			9	Brittney Sykes at WAS 05/30/2025	
Free Throw Attempts	19	Breanna Stewart vs. GSV 05/29/2025	15	Allisha Gray vs. ATL 07/13/2025	
Free Throw Percentage	1.000	Sabrina Ionescu (9-9) vs. PHO 06/19/2025	1.000	Jordin Canada (8-8) vs. ATL 07/13/2025	
			1.000	A'ja Wilson (8-8) vs. LVA 05/17/2025	
Offensive Rebounds	4	Breanna Stewart vs. LAS 07/03/2025	8	Angel Reese at CHI 05/22/2025	
	4	Kennedy Burke at GSV 06/25/2025			
	4	Jonquel Jones vs. ATL 06/17/2025			
	4	Nyara Sabally at IND 06/14/2025			
	4	Jonquel Jones vs. GSV 05/27/2025			
	4	Jonquel Jones at IND 05/24/2025			
	4	Nyara Sabally vs. LVA 05/17/2025			
Defensive Rebounds	15	Jonquel Jones at WAS 05/30/2025	14	A'ja Wilson vs. LVA 05/17/2025	
Total Rebounds	18	Jonquel Jones at WAS 05/30/2025	16	A'ja Wilson vs. LVA 05/17/2025	
Assists	10	Natasha Cloud vs. PHO 06/19/2025	15	Alyssa Thomas at PHO 06/27/2025	
	10	Natasha Cloud vs. GSV 05/27/2025			
Steals	6	Kennedy Burke vs. LVA 07/08/2025	4	Gabby Williams at SEA 06/22/2025	
			4	Kayla Thornton vs. GSV 05/27/2025	
Blocks	4	Breanna Stewart vs. IND 07/16/2025	4	Azurá Stevens vs. LAS 07/03/2025	
	4	Nyara Sabally vs. ATL 07/13/2025			
	4	Jonquel Jones at CHI 05/22/2025			
Minutes	38:16	Sabrina Ionescu vs. ATL 06/17/2025	39:12	Rhyne Howard vs. ATL 06/17/2025	
Points in Paint	20	Breanna Stewart vs. IND 07/16/2025	22	Aliyah Boston at IND 05/24/2025	
Second Chance Points	7	Breanna Stewart vs. ATL 06/17/2025	8	Sami Whitcomb vs. PHO 06/19/2025	
	7	Breanna Stewart at IND 06/14/2025			
	7	Breanna Stewart vs. GSV 05/27/2025			
Fast Break Points	14	Sabrina Ionescu at IND 06/14/2025	7	Kayla Thornton vs. GSV 05/27/2025	

LIBERTY HIGHS	LIBERTY LOWS	CATEGORY	OPPONENTS HIGHS	OPPONENTS LOWS
100 vs. CON 06/01/2025	70 vs. SEA 07/06/2025	Points	106 at PHO 06/27/2025	52 vs. CON 06/01/2025
32 vs. IND 07/16/2025	13 vs. ATL 07/13/2025	Points/1st Qtr.	32 at GSV 06/25/2025	10 vs. GSV 05/27/2025
32 at WAS 06/05/2025	15 at ATL 06/29/2025	Points/2nd Qtr.	33 at PHO 06/27/2025	9 at CHI 05/22/2025
60 vs. CON 06/01/2025	31 vs. ATL 07/13/2025	Points/1st Half	61 at PHO 06/27/2025	28 vs. CON 06/01/2025
32 vs. LAS 07/03/2025	6 vs. SEA 07/06/2025	Points/3rd Qtr.	30 at IND 05/24/2025	8 vs. CON 06/01/2025
29 vs. LVA 05/17/2025	10 vs. CON 06/01/2025	Points/4th Qtr.	27 at ATL 06/29/2025	12 at IND 05/24/2025
52 vs. LAS 07/03/2025	26 vs. SEA 07/06/2025	Points/2nd Half	49 at IND 06/14/2025	24 vs. CON 06/01/2025
37 (2) vs. IND 07/16/2025	23 vs. GSV 05/29/2025	Field Goals	41 at PHO 06/27/2025	19 vs. CON 06/01/2025
78 vs. ATL 07/13/2025	53 vs. CON 06/01/2025	Field Goal Attempts	82 (2) at SEA 06/22/2025	56 vs. LAS 07/03/2025
.623 vs. CON 06/01/2025	.353 vs. SEA 07/06/2025	Field Goal Percentage	.529 at ATL 06/29/2025	.284 at WAS 05/30/2025
19 (2) vs. CON 06/01/2025	4 vs. LVA 05/17/2025	3-PT Field Goal	18 at PHO 06/27/2025	4 (2) at ATL 06/29/2025
38 at WAS 05/30/2025	18 at PHO 06/27/2025	3-PT FG Attempts	39 at PHO 06/27/2025	16 at WAS 05/30/2025
.594 vs. CON 06/01/2025	.190 vs. LVA 05/17/2025	3-PT FG Percentage	.486 at IND 06/14/2025	.211 at ATL 06/29/2025
25 at IND 05/24/2025	7 vs. GSV 05/27/2025	Free Throws	22 vs. PHO 06/19/2025	4 vs. CHI 06/10/2025
32 at IND 05/24/2025	11 (3) vs. IND 07/16/2025	Free Throw Attempts	28 vs. ATL 07/13/2025	7 (2) at PHO 06/27/2025
.941 at CHI 05/22/2025	.538 vs. GSV 05/27/2025	Free Throw Percentage	1.000 vs. ATL 06/17/2025	.520 at CHI 05/22/2025
13 at GSV 06/25/2025	2 (2) vs. IND 07/16/2025	Offensive Rebounds	15 (3) vs. PHO 06/19/2025	4 vs. LAS 07/03/2025
37 (2) at WAS 05/30/2025	23 vs. LAS 07/03/2025	Defensive Rebounds	37 vs. ATL 07/13/2025	16 vs. CON 06/01/2025
46 at WAS 05/30/2025	28 at CHI 05/22/2025	Total Rebounds	47 vs. ATL 07/13/2025	26 vs. CON 06/01/2025
30 (2) vs. IND 07/16/2025	15 at WAS 06/05/2025	Assists	30 at PHO 06/27/2025	11 vs. CON 06/01/2025
14 vs. GSV 05/27/2025	5 at GSV 06/25/2025	Steals	13 at SEA 06/22/2025	2 vs. LVA 07/08/2025
13 (21) vs. PHO 06/19/2025	13 (21) vs. PHO 06/19/2025	Team Fouls	14 (21) vs. LVA 07/08/2025	14 (21) vs. LVA 07/08/2025
23 at WAS 06/05/2025	10 at PHO 06/27/2025	Personal Fouls	25 at IND 05/24/2025	11 vs. CHI 06/10/2025
20 at SEA 06/22/2025	6 (2) vs. ATL 07/13/2025	Turnovers	23 at CHI 05/22/2025	10 (5) vs. SEA 07/06/2025
9 (2) vs. IND 07/16/2025	0 at PHO 06/27/2025	Blocks	8 vs. ATL 07/13/2025	0 vs. CON 06/01/2025
56 vs. LVA 05/17/2025	18 vs. GSV 05/29/2025	Points in Paint	62 at ATL 06/29/2025	14 vs. CON 06/01/2025
16 (2) vs. LVA 07/08/2025	0 (3) vs. IND 07/16/2025	Second Chance Points	26 vs. PHO 06/19/2025	4 vs. LAS 07/03/2025
29 vs. CON 06/01/2025	6 (2) vs. ATL 07/13/2025	Fast Break Points	19 at IND 06/14/2025	0 at WAS 06/05/2025
57 vs. CON 06/01/2025	1 at ATL 06/29/2025	Biggest Lead	20 at ATL 06/29/2025	0 (3) vs. CHI 06/10/2025
37 vs. GSV 05/27/2025	4 vs. ATL 06/17/2025	Bench Points	41 at CHI 05/22/2025	7 at IND 05/24/2025
32 vs. GSV 05/27/2025	9 vs. LVA 05/17/2025	Points Off Turnovers	24 vs. IND 07/16/2025	6 vs. ATL 07/13/2025





BY LIBERTY

BY OPPONENT

AN INDIVIDUAL...		
38 PTS, Breanna Stewart: (NYL L, 79-88) vs. Minnesota, 09/15/24	Scored 30+ points	30 PTS, Layshia Clarendon: (NYL W, 96-89) vs. Los Angeles, 09/07/23
40 PTS, Breanna Stewart: (NYL W, 94-93) @ Dallas, 09/05/23	Scored 40+ points	53 PTS, Liz Cambage: (NYL L, 87-104) @ Dallas, 07/17/18
* Never Has Happened *	Scored 50+ points	53 PTS, Liz Cambage: (NYL L, 87-104) @ Dallas, 07/17/18
18 REB, Breanna Stewart: (NYL L, 79-88) vs. Minnesota, 09/15/24	Had 15+ Rebounds	16 REB, Angel Reese: (NYL W, 81-67) @ Chicago, 07/13/24
21 REB, Amanda Zahui B: (NYL L, 63-80) @ Las Vegas, 08/29/20	Had 20+ Rebounds	21 REB, Sylvia Fowles: (NYL W, 57-54) vs. Chicago, 07/11/10
16 AST, Sabrina Ionescu: (NYL W, 89-69) vs. Phoenix, 07/31/22	Had 15+ assists	16 AST, Courtney Vandersloot: (NYL W, 93-85) @ Chicago, 05/23/21
5 BLK, Jonquel Jones: (NYL W, 77-70) vs. Seattle, 09/05/24	Had 5+ Blocks	5 BLK, Shakira Austin: (NYL W, 85-80) @ Washington, 05/14/24
5 STL, Breanna Stewart: (NYL L, 93-99) @ Phoenix, 06/18/24	Had 5+ Steals	5 STL, DiJonai Carrington: (NYL W, 82-74) vs. Connecticut, 07/16/24
12 FGM, Breanna Stewart: (NYL L, 79-88) vs. Minnesota, 09/15/24	Made 10+ Field Goals	11 FGM, Skylar Diggins: (NYL W, 98-85) @ Seattle, 08/30/24
15 FGM, Breanna Stewart: (NYL W, 100-89) @ Indiana, 08/13/23	Made 15+ Field Goals	17 FGM, Liz Cambage: (NYL L, 87-104) @ Dallas, 07/17/18
7 3FGM, Sabrina Ionescu: (NYL L, 83-88) vs. Minnesota, 07/28/23	Made 7+ 3-Pointers	7 3FGM, Jewell Loyd: (NYL L, 83-99) vs. Seattle, 08/20/21
12 3FGM, Sabrina Ionescu: (NYL L, 79-88) vs. Minnesota, 09/15/24	10+ 3-Pointer Attempts	10 3FGM, Kelsey Plum: (NYL W, 75-71) vs. Las Vegas, 09/08/24
15 FTM, Kia Nurse: (NYL W, 98-92) @ Los Angeles, 06/15/19	Made 15+ Free Throws	15 FTM, Breanna Stewart: (NYL L, 71-79 (OT)) @ Seattle, 05/27/22
5 TO, Jonquel Jones: (NYL W, 98-85) @ Seattle, 08/30/24	5+ Turnovers	7 TO/6 TO, Brittney Griner/Natasha Cloud: (NYL W, 84-70) @ Phoenix, 08/26/24
11 FGM/10 FGM, Han Xu/Sabrina Ionescu: (NYL W, 116-107) @ Las Vegas, 07/06/22	Two Players with 10+ Field Goals Made	11 FGM/10 FGM, Brittney Griner/Skylar Diggins-Smith: (NYL L, 79-106) vs. Phoenix, 08/25/21
5 3FGM/5 3FGM, Sabrina Ionescu/Marine Johannès: (NYL W, 89-77) @ Atlanta, 06/24/22	Two Players with 5+ 3-Pointers Made	* Never Has Happened *
Breanna Stewart (33 PTS)/Sabrina Ionescu (24 PTS)/Kayla Thornton (20 PTS): (NYL W, 98-88) vs. Los Angeles, 06/22/24	Three Players with 20+ Points	Kelsey Plum (27 PTS)/A'ja Wilson (23 PTS)/Jackie Young (23 PTS): (NYL L, 101-107) vs. Las Vegas, 07/12/22
12 PTS, 12 REB, 12 AST, Sabrina Ionescu: (NYL W, 86-82) vs. Seattle, 07/25/23	Had a triple-double	19 PTS, 12 REB, 13 AST, Caitlin Clark: (NYL L, 78-83) @ Indiana, 07/06/24
1st period, Sabrina Ionescu: (NYL W, 82-74) vs. Connecticut, 07/16/24	Had a four-point play	3rd period, Karlie Samuelson: (NYL W, 87-71) @ Washington, 09/17/24
A TEAM...		
.612 (41-67), (NYL W, 107-84) vs. Chicago, 07/15/18	Shot .600+ from the field	* Never Has Happened *
32 PTS, (NYL W, 99-67) @ Dallas, 09/12/24	Won by 20+ points	34 PTS, (NYL L, 74-108) vs. Las Vegas, 07/14/22
32 PTS, (NYL W, 99-67) @ Dallas, 09/12/24	Won by 30+ points	34 PTS, (NYL L, 74-108) vs. Las Vegas, 07/14/22
62 REB, (NYL L, 67-83) @ Phoenix, 09/05/20	Had 60+ rebounds	64 REB, (NYL L, 86-92 (OT)) vs. Indiana, 05/13/22
35 AST, (NYL W, 116-107) @ Las Vegas, 07/06/22	Had 35+ assists	* Never Has Happened *
33 AST, (NYL W, 105-91) @ Dallas, 09/10/24	Had 30+ assists	32 AST, (NYL L, 81-98) @ Las Vegas, 06/29/23
10 BLK, (NYL W, 77-70) vs. Seattle, 09/05/24	Had 10+ blocks	10 BLK, (NYL L, 76-103) @ Las Vegas, 06/17/21
16 STL, (NYL W, 81-66) @ Seattle, 07/02/23	Had 15+ steals	16 STL, (NYL L, 65-92) vs. Connecticut, 05/17/22
1st OT, (NYL W, 95-90 (OT)) @ Connecticut, 08/24/23	Overtime Win	1st OT, (NYL L, 81-92 (OT)) vs. Atlanta, 06/30/22
44 PTS (1st), (NYL W, 101-83) vs. Indiana, 07/23/23	40+ points scored in a quarter	42 PTS (4th), (NYL L, 92-101) @ Chicago, 08/07/19
73 PTS (2nd), (NYL L, 101-107) vs. Las Vegas, 07/12/22	70+ points scored in a half	71 PTS (1st), (NYL L, 74-108) vs. Las Vegas, 07/14/22
THE LIBERTY (SINGLE-SEASON)...		
8/30/2024 — 9/12/2024 (5)	Won 5 straight	--
6/30/2024 — 8/22/2024 (6)	Won 5 straight at home	--
7/10/2024 — 8/26/2024 (5)	Won 5 straight on road	--
8/20/2022 — 5/19/2023 (5)	Lost 5 straight	--
7/17/2018 — 8/19/2018 (13)	Lost 10 straight	--
7/25/2020 — 9/13/2020 (11)	Lost 5 straight at home	--
7/7/2022 — 8/8/2022 (6)	Lost 5 straight on road	--





TEAM TREND	TTL	LAST GAME	TEAM TREND	TTL	LAST GAME
<4 Liberty w/ 10+ pts	6-3	vs. ATL 7/13/25	Liberty shoot 50.0% or better	4-1	vs. IND 7/16/25
4+ Liberty w/ 10+ pts	9-3	vs. IND 7/16/25	Opp shoots 50.0% or better	0-2	@ ATL 6/29/25
5+ Liberty w/ 10+ pts	5-1	vs. IND 7/16/25	Liberty shoot 45.0% or better	7-1	vs. IND 7/16/25
6+ Liberty w/ 10+ pts	0-1	@ PHO 6/27/25	Liberty shoot 44.0% or below	8-3	vs. ATL 7/13/25
7+ Liberty w/ 10+ pts	0-0		Liberty shoot 40.0% or below	3-1	vs. ATL 7/13/25
8+ Liberty w/ 10+ pts	0-0		Opp shoots 45.0% or better	1-4	vs. SEA 7/6/25
Liberty no 20+ pt scorer	2-2	@ PHO 6/27/25	Opp shoots 40.0% or below	8-0	vs. IND 7/16/25
Opp no 20+ pt scorer	10-1	vs. IND 7/16/25	Liberty w/10+ 3-pointers made	9-0	vs. IND 7/16/25
2+ Liberty w/20+ pt scorer	6-2	vs. LAS 7/3/25	Opp w/10+ 3-pointers made	6-2	@ PHO 6/27/25
2+ Opp w/20+ pt scorer	0-3	@ ATL 6/29/25	Liberty w/15+ 3-pointers made	2-0	vs. CON 6/1/25
3+ Liberty w/20+ pt scorer	0-0		Opp w/15+ 3-pointers made	0-2	@ PHO 6/27/25
3+ Opp w/20+ pt scorer	0-0		Liberty 3FG% 40.0% or better	5-0	vs. IND 7/16/25
Liberty w/30+ pt scorer	1-2	vs. PHO 6/19/25	Opp 3FG% 40.0% or better	2-2	@ PHO 6/27/25
Opp w/30+ pt scorer	1-1	@ IND 6/14/25	Liberty FT% 80.0 or better	12-4	vs. IND 7/16/25
All 5 Starters w/10+ pts	0-0		Opp FT% 80.0 or better	7-2	vs. IND 7/16/25
Opp 5 Starters w/10+ pts	0-0		Liberty FT% below 70.0	1-0	vs. GSV 5/27/25
2+ reserves w/10+ pts	1-1	@ PHO 6/27/25	Opp FT% below 70.0	5-2	vs. ATL 7/13/25
Opp 2+ reserves w/10+ pts	1-1	@ PHO 6/27/25	Liberty FTM >= Opp FTA	8-3	@ PHO 6/27/25
3+ reserves w/10+ pts	0-1	@ PHO 6/27/25	Opp FTM >= Liberty FTA	4-0	vs. IND 7/16/25
Opp 3+ reserves w/10+ pts	0-0		Liberty FG% >= Opp FG%	9-1	vs. IND 7/16/25
Liberty <20 pts. in 1st qtr	4-4	vs. ATL 7/13/25	Opp FG% >= Liberty FG%	3-4	vs. SEA 7/6/25
Opp <20 pts. in 1st qtr	6-1	vs. LVA 7/8/25	Liberty w/30+ FTA	2-1	@ IND 6/14/25
Liberty w/30+ pts in 1st qtr	3-0	vs. IND 7/16/25	Opp w/30+ FTA	0-0	
Opp w/30+ pts in 1st qtr	1-0	@ GSV 6/25/25	Liberty w/20+ asts	10-2	vs. IND 7/16/25
Liberty under 50 pts 1st half	10-5	vs. ATL 7/13/25	Opp w/20+ asts	6-6	vs. SEA 7/6/25
Opp under 50 pts 1st half	15-4	vs. IND 7/16/25	Liberty w/25+ asts	5-0	vs. IND 7/16/25
Liberty 50+ pts 1st half	5-1	vs. IND 7/16/25	Opp w/25+ asts	1-3	@ ATL 6/29/25
Opp 50+ pts 1st half	0-2	@ PHO 6/27/25	Liberty w/30+ asts	2-0	vs. IND 7/16/25
Liberty 60+ pts in 1st half	1-0	vs. CON 6/1/25	Opp w/30+ asts	0-1	@ PHO 6/27/25
Opp 60+ pts in 1st half	0-1	@ PHO 6/27/25	Liberty asts >= Opp asts	9-0	vs. IND 7/16/25
Liberty lead by 10+ pts	11-1	vs. IND 7/16/25	Opp asts >= Liberty asts	6-6	vs. SEA 7/6/25
Opp leads by 10+ pts	4-6	vs. ATL 7/13/25	Liberty w/12 or fewer TOs	8-2	vs. ATL 7/13/25
Games decided by 10+ points	8-3	vs. IND 7/16/25	Opp w/12 or fewer TOs	5-4	vs. IND 7/16/25
Games decided by 4-9 points	5-3	vs. ATL 7/13/25	Liberty w/20+ TOs	0-1	@ SEA 6/22/25
Games decided by 3 or less points	2-0	@ GSV 6/25/25	Opp w/20+ TOs	3-0	vs. CHI 6/10/25
Both teams score 100+ pts	0-0		Liberty TO >= Opp TO	2-3	vs. IND 7/16/25
Both teams under 100 pts	14-4	vs. IND 7/16/25	Opp TO >= Liberty TO	10-1	vs. ATL 7/13/25
Liberty score under 100 pts	14-6	vs. IND 7/16/25	Liberty w/50+ REB	1-0	@ WAS 5/30/25
Opp scores under 100 pts	15-4	vs. IND 7/16/25	Opp w/50+ REB	3-0	vs. ATL 7/13/25
Liberty score 100+ pts	1-0	vs. CON 6/1/25	Liberty REB >= Opp REB	6-0	vs. LVA 7/8/25
Opp scores 100+ pts	0-2	@ PHO 6/27/25	Opp REB >= Liberty REB	9-6	vs. IND 7/16/25
Liberty score 110+ pts	0-0		Liberty w/10+ more REB than Opp	1-0	vs. ATL 6/17/25
Opp scores 110+ pts	0-0		Opp w/10+ more REB than NYL	4-2	vs. ATL 7/13/25
Liberty tied or lead after the 3rd qtr	13-1	vs. IND 7/16/25	Liberty w/10+ stls	7-1	vs. LVA 7/8/25
Liberty tied or lead at halftime	11-1	vs. IND 7/16/25	Opp w/10+ stls	1-3	vs. SEA 7/6/25
Liberty tied or lead after 1st qtr	11-3	vs. IND 7/16/25	2+ Liberty w/double-double	0-0	
Liberty trailing after the 3rd qtr	2-5	vs. SEA 7/6/25	2+ Opp w/double-double	1-0	@ IND 5/24/25
Liberty trailing at halftime	4-5	vs. ATL 7/13/25	3+ Liberty w/double-double	0-0	
Liberty trailing after 1st qtr	4-3	vs. ATL 7/13/25	3+ Opp w/double-double	0-0	
1st game Back-to-Back	1-0	vs. GSV 5/29/25	Liberty PITP >= Opp PITP	10-2	vs. IND 7/16/25
2nd game Back-to-Back	1-0	@ WAS 5/30/25	Opp PITP >= Liberty PITP	5-4	vs. SEA 7/6/25
1st game after a win	10-4	vs. IND 7/16/25	Liberty 2CP >= Opp 2CP	5-2	vs. LVA 7/8/25
1st game after a loss	4-2	vs. LVA 7/8/25	Opp 2CP >= Liberty 2CP	9-3	vs. IND 7/16/25
On Monday	0-0		Liberty FB Pts >= Opp FB Pts	12-5	vs. IND 7/16/25
On Tuesday	4-0	vs. LVA 7/8/25	Opp FB Pts >= Liberty FB Pts	3-1	vs. ATL 7/13/25
On Wednesday	2-0	vs. IND 7/16/25	+3 Blocks	15-4	vs. IND 7/16/25
On Thursday	4-1	vs. LAS 7/3/25	+5 Blocks	11-2	vs. IND 7/16/25
On Friday	1-1	@ PHO 6/27/25			
On Saturday	2-1	@ IND 6/14/25			
On Sunday	2-3	vs. ATL 7/13/25			
May	6-0	@ WAS 5/30/25			
June	5-5	@ ATL 6/29/25			
July	4-1	vs. IND 7/16/25			





DATE	OPPONENT	H-R	W-L	SCORE NYL-OPP	HOME RECORD	ROAD RECORD	TOTAL RECORD	LIBERTY HI SCORER	PT	LIBERTY HI REBR	RB	LIBERTY HI ASSISTS	AST	OPPONENT HI SCORER	PT	ATTEND
5/17	LVA	H	W	92-78	1-0	0-0	1-0	B. Stewart	25	J. Jones	10	N. Cloud	9	A. Wilson	31	17,344
5/22	at CHI	R	W	99-74	1-0	1-0	2-0	N. Cloud	18	J. Jones	7	N. Cloud	8	R. Banham	15	9,025
5/24	at IND	R	W	90-88	1-0	2-0	3-0	J. Jones	26	J. Jones	12	N. Cloud	6	A. Boston	27	17,274
5/27	GSV	H	W	95-67	2-0	2-0	4-0	B. Stewart	24	J. Jones	10	N. Cloud	10	V. Burton/K. Thornton	13	14,774
5/29	GSV	H	W	82-77	3-0	2-0	5-0	B. Stewart	27	L. Fiebich	8	N. Cloud	5	J. Salaün	18	14,951
5/30	at WAS	R	W	85-63	3-0	3-0	6-0	S. Ionescu	28	J. Jones	18	B. Stewart	7	B. Sykes	20	4,200
6/1	CON	H	W	100-52	4-0	3-0	7-0	S. Ionescu	18	J. Jones	11	N. Cloud	7	T. Charles/J. Sheldon	10	17,415
6/5	at WAS	R	W	86-78	4-0	4-0	8-0	B. Stewart	26	B. Stewart	11	S. Ionescu	7	K. Iriafen	17	4,200
6/10	CHI	H	W	85-66	5-0	4-0	9-0	S. Ionescu	23	B. Stewart	7	S. Ionescu	7	A. Reese	17	16,081
6/14	at IND	R	L	88-102	5-0	4-1	9-1	S. Ionescu	34	N. Sabally	9	N. Cloud	5	C. Clark	32	17,274
6/17	ATL	H	W	86-81	6-0	4-1	10-1	S. Ionescu	34	J. Jones	10	S. Ionescu/N. Cloud	5	T. Paopao	16	15,149
6/19	PHO	H	L	81-89	6-1	4-1	10-2	B. Stewart	35	N. Sabally	7	N. Cloud	10	M. Akoka Makani	21	16,383
6/22	at SEA	R	L	79-89	6-1	4-2	10-3	B. Stewart	18	N. Sabally/B. Stewart	9	N. Cloud	8	N. Ogwumike	26	12,500
6/25	at GSV	R	W	81-78	6-1	5-2	11-3	B. Stewart	23	B. Stewart	10	N. Cloud	7	K. Martin	21	18,064
6/27	at PHO	R	L	91-106	6-1	5-3	11-4	B. Stewart	17	N. Sabally	6	S. Ionescu/N. Cloud	7	S. Sabally	25	12,009
6/29	at ATL	R	L	81-90	6-1	5-4	11-5	B. Stewart	21	B. Stewart	9	N. Cloud	6	B. Jones	21	3,265
7/3	LAS	H	W	89-79	7-1	5-4	12-5	N. Cloud	23	B. Stewart	14	N. Cloud	7	D. Hamby	25	15,956
7/6	SEA	H	L	70-79	7-2	5-4	12-6	S. Ionescu	22	S. Ionescu	9	S. Ionescu	6	G. Williams	16	15,515
7/8	LVA	H	W	87-78	8-2	5-4	13-6	S. Ionescu	28	L. Fiebich	9	S. Ionescu	8	J. Young	19	15,041
7/13	ATL	H	W	79-72	9-2	5-4	14-6	L. Fiebich	21	B. Stewart	10	S. Ionescu	5	A. Gray	16	17,265
7/16	IND	H	W	98-77	10-2	5-4	15-6	B. Stewart	24	B. Stewart	11	S. Ionescu	9	K. Mitchell	16	17,371
7/22	IND	--	--	--	--	--	--	--	--	--	--	--	--	--	--	--
7/25	PHO	--	--	--	--	--	--	--	--	--	--	--	--	--	--	--
7/26	LAS	--	--	--	--	--	--	--	--	--	--	--	--	--	--	--
7/28	at DAL	--	--	--	--	--	--	--	--	--	--	--	--	--	--	--
7/30	at MIN	--	--	--	--	--	--	--	--	--	--	--	--	--	--	--
8/1	at CON	--	--	--	--	--	--	--	--	--	--	--	--	--	--	--
8/3	at CON	--	--	--	--	--	--	--	--	--	--	--	--	--	--	--
8/5	DAL	--	--	--	--	--	--	--	--	--	--	--	--	--	--	--
8/8	at DAL	--	--	--	--	--	--	--	--	--	--	--	--	--	--	--
8/10	MIN	--	--	--	--	--	--	--	--	--	--	--	--	--	--	--
8/12	at LAS	--	--	--	--	--	--	--	--	--	--	--	--	--	--	--
8/13	at LVA	--	--	--	--	--	--	--	--	--	--	--	--	--	--	--
8/16	at MIN	--	--	--	--	--	--	--	--	--	--	--	--	--	--	--
8/19	MIN	--	--	--	--	--	--	--	--	--	--	--	--	--	--	--
8/21	CHI	--	--	--	--	--	--	--	--	--	--	--	--	--	--	--
8/23	at ATL	--	--	--	--	--	--	--	--	--	--	--	--	--	--	--
8/25	CON	--	--	--	--	--	--	--	--	--	--	--	--	--	--	--
8/28	WAS	--	--	--	--	--	--	--	--	--	--	--	--	--	--	--
8/30	at PHO	--	--	--	--	--	--	--	--	--	--	--	--	--	--	--
9/2	at GSV	--	--	--	--	--	--	--	--	--	--	--	--	--	--	--
9/5	at SEA	--	--	--	--	--	--	--	--	--	--	--	--	--	--	--
9/9	WAS	--	--	--	--	--	--	--	--	--	--	--	--	--	--	--
9/11	at CHI	--	--	--	--	--	--	--	--	--	--	--	--	--	--	--





WNBA

	LEAGUE	GAMES	W-L	PCT	GB	CONF	DIV	HOME	AWAY	L10	STRK	CONF	DIV
Minnesota Lynx	1	24	20-4	.833	0	14-2	0-0	12-0	8-4	8-2	W2	1	0
New York Liberty	2	21	15-6	.714	0	9-2	0-0	10-2	5-4	5-5	W3	1	0
Phoenix Mercury	3	22	15-7	.682	4.0	9-7	0-0	9-3	6-4	7-3	L1	2	0
Seattle Storm	4	23	14-9	.609	5.5	9-5	0-0	8-4	6-5	6-4	W1	3	0
Atlanta Dream	5	22	13-9	.591	2.5	9-6	0-0	8-3	5-6	5-5	W1	2	0
Indiana Fever	6	23	12-11	.522	4.0	8-6	0-0	7-6	5-5	6-4	L1	3	0
Las Vegas Aces	7	22	11-11	.500	8.0	6-6	0-0	6-4	5-7	6-4	W2	4	0
Washington Mystics	8	22	11-11	.500	4.5	6-5	0-0	7-3	4-8	6-4	L1	4	0
Golden State Valkyries	9	22	10-12	.455	9.0	5-8	0-0	7-4	3-8	4-6	L3	5	0
Los Angeles Sparks	10	22	8-14	.364	11.0	3-10	0-0	3-8	5-6	4-6	W2	6	0
Chicago Sky	11	22	7-15	.318	8.5	1-9	0-0	4-6	3-9	4-6	L2	5	0
Dallas Wings	12	23	6-17	.261	13.5	2-10	0-0	4-7	2-10	4-6	L4	7	0
Connecticut Sun	13	22	3-19	.136	12.5	2-7	0-0	2-8	1-11	1-9	L3	6	0

EASTERN CONFERENCE

	CONF	GAMES	W-L	PCT	GB	CONF	DIV	HOME	AWAY	L10	STRK	LEAGUE	DIV
New York Liberty	1	21	15-6	.714	0	9-2	0-0	10-2	5-4	5-5	W3	2	0
Atlanta Dream	2	22	13-9	.591	2.5	9-6	0-0	8-3	5-6	5-5	W1	5	0
Indiana Fever	3	23	12-11	.522	4.0	8-6	0-0	7-6	5-5	6-4	L1	6	0
Washington Mystics	4	22	11-11	.500	4.5	6-5	0-0	7-3	4-8	6-4	L1	8	0
Chicago Sky	5	22	7-15	.318	8.5	1-9	0-0	4-6	3-9	4-6	L2	11	0
Connecticut Sun	6	22	3-19	.136	12.5	2-7	0-0	2-8	1-11	1-9	L3	13	0

WESTERN CONFERENCE

	CONF	GAMES	W-L	PCT	GB	CONF	DIV	HOME	AWAY	L10	STRK	LEAGUE	DIV
Minnesota Lynx	1	24	20-4	.833	0	14-2	0-0	12-0	8-4	8-2	W2	1	0
Phoenix Mercury	2	22	15-7	.682	4.0	9-7	0-0	9-3	6-4	7-3	L1	3	0
Seattle Storm	3	23	14-9	.609	5.5	9-5	0-0	8-4	6-5	6-4	W1	4	0
Las Vegas Aces	4	22	11-11	.500	8.0	6-6	0-0	6-4	5-7	6-4	W2	7	0
Golden State Valkyries	5	22	10-12	.455	9.0	5-8	0-0	7-4	3-8	4-6	L3	9	0
Los Angeles Sparks	6	22	8-14	.364	11.0	3-10	0-0	3-8	5-6	4-6	W2	10	0
Dallas Wings	7	23	6-17	.261	13.5	2-10	0-0	4-7	2-10	4-6	L4	12	0





WNBA

	PPG	FGM/G	FG%	3FGM/ G	3FG%	FT%	ORPG	DRPG	RPG	APG	SPG	TOV/G	BPG	PF/G
Atlanta	4	7	8	5	10	11	4	*1	*1	5	12	2	4	10
Chicago	12	9	9	10	6	9	2	5	3	9	10	13	7	5
Connecticut	13	13	13	12	13	5	9	13	13	13	8	8	9	*1
Dallas	7	6	11	11	11	4	*1	10	4	8	6	9	5 T	2
Golden State	10	12	12	3	12	6	3	3	2	10	9	10	12	7
Indiana	3	2	2	8	7	10	7	7	9	7	7	6	10	4
Las Vegas	9	11	10	7	8	*1	11	9	10	12	11	7	3	11
Los Angeles	6	8	4	6	3	12	10	11	11	6	5	11	11	8
Minnesota	2	*1	*1	4	2	3	8	6	8	*1	4	3	*1	13
New York	*1	4	3	*1	*1	2	12	2	6	2	*1	4	2	12
Phoenix	5	5	6	2	4	7	5	8	7	3	2	5	8	6
Seattle	8	3	5	9	5	8	13	12	12	4	3	*1	5 T	9
Washington	11	10	7	13	9	13	6	4	5	11	13	12	13	3

EASTERN CONFERENCE

	PPG	FGM/G	FG%	3FGM/ G	3FG%	FT%	ORPG	DRPG	RPG	APG	SPG	TOV/G	BPG	PF/G
Atlanta	3	3	4	2	5	5	2	*1	*1	2	5	*1	2	5
Chicago	5	4	5	4	2	3	*1	4	2	4	4	6	3	4
Connecticut	6	6	6	5	6	2	5	6	6	6	3	4	4	*1
Indiana	2	*1	*1	3	3	4	4	5	5	3	2	3	5	3
New York	*1	2	2	*1	*1	*1	6	2	4	*1	*1	2	*1	6
Washington	4	5	3	6	4	6	3	3	3	5	6	5	6	2

WESTERN CONFERENCE

	PPG	FGM/G	FG%	3FGM/ G	3FG%	FT%	ORPG	DRPG	RPG	APG	SPG	TOV/G	BPG	PF/G
Dallas	4	4	6	7	6	3	*1	5	2	5	5	5	3 T	*1
Golden State	7	7	7	2	7	4	2	*1	*1	6	6	6	7	3
Las Vegas	6	6	5	5	5	*1	6	4	5	7	7	4	2	6
Los Angeles	3	5	2	4	2	7	5	6	6	4	4	7	6	4
Minnesota	*1	*1	*1	3	*1	2	4	2	4	*1	3	2	*1	7
Phoenix	2	3	4	*1	3	5	3	3	3	2	*1	3	5	2
Seattle	5	2	3	6	4	6	7	7	7	3	2	*1	3 T	5

* = WNBA leader | T = Tied for position





GAME	BURKE	CLOUD	FIEBICH	GARDNER	HARRISON	IONESCU	JOHANNÈS	JONES	SABALLY	SHERROD	STEWART
5/17/25 vs. Aces	11	9	7	7	0	7	-1	19	3	0	8
5/22/25 at Sky	13	27	16	3	-3	5	24	15	7	-3	24
5/24/25 at Fever	10	13	-2	-7	0	11	-10	2	0	0	-7
5/27/25 vs. Valkyries	5	20	13	16	7	24	8	23	0	3	21
5/29/25 vs. Valkyries	6	14	8	-10	-4	4	-4	0	0	0	11
5/30/25 at Mystics	3	13	23	4	-2	20	2	23	0	2	20
6/1/25 vs. Sun	1	44	43	5	8	38	22	40	0	1	44
6/5/25 at Mystics	-7	10	13	14	1	5	-1	-1	0	0	6
6/10/25 vs. Sky	12	14	18	5	0	30	4	0	12	-9	14
6/14/25 at Fever	-11	-19	--	0	-14	-10	-13	0	3	0	-6
6/17/25 vs. Dream	-11	-4	--	8	-3	11	23	8	-3	-2	-2
6/19/25 vs. Mercury	-5	-2	--	-1	-7	-10	-5	-1	-1	-6	-2
6/22/25 at Storm	-7	-16	--	-2	-1	0	-10	0	-5	-4	-5
6/25/25 at Valkyries	1	-7	--	9	5	-8	12	I - INJ	-3	0	6
6/27/25 at Mercury	-11	-16	--	-1	7	-9	-5	0	-22	-4	-20
6/29/25 at Dream	3	-8	--	-11	9	-19	1	I - INJ	-6	0	-14
7/3/25 vs. Sparks	2	18	6	-3	10	8	-6	0	3	0	12
7/6/25 vs. Storm	1	-13	-20	-14	0	-11	5	0	6	8	-15
7/8/25 vs. Aces	12	0	5	9	0	13	1	0	2	-4	7
7/13/25 vs. Dream	9	-1	4	-4	7	4	7	0	0	0	9
7/16/25 vs. Fever	3	28	18	2	3	18	3	0	18	-11	23
Season Totals:	40	124	152	29	23	131	57	128	14	-29	134
Per Game:	1.90	5.90	10.86	1.38	1.10	6.24	2.71	6.74	0.67	-1.38	6.38
Per 48:	4.01	10.47	19.62	5.02	6.00	10.12	7.13	29.79	2.31	-13.71	9.39





Sandy Brondello

Head Coach – 2 Time WNBA Champion (2014, 2024)



Veteran WNBA coach, player, and former Australian Olympian Sandy Brondello was named the ninth head coach in Liberty franchise history in January 2022. Brondello joined New York after an eight-year head coaching tenure with the Phoenix Mercury where she led the team to a playoff appearance in each of her eight seasons. A two-time WNBA Champion head coach, Brondello holds an overall regular season record of 244-164 (.598) over her 12 combined seasons at the helm of the New York Liberty, Phoenix Mercury and San Antonio Silver Stars - making her the sixth-winningest coach in WNBA history.

Additionally, Brondello has compiled a 39-30 postseason record throughout her head coaching career, ranking her as the second-winningest coach in league postseason history. In 2014, Sandy was named the WNBA Coach of the Year after she led Phoenix to a WNBA regular season-record 29 wins and capped the season with a WNBA Championship. In 2023, Brondello led the Liberty to the Commissioner's Cup Championship and first WNBA Finals appearance since 2002.

Brondello made history in 2024 after leading the New York Liberty to its first WNBA Championship in franchise history and the city's first professional basketball championship since 1973.

A 20-year veteran of the WNBA coaching ranks, Brondello has been affiliated with the league for 25 of its 28 seasons, including her time as a player. A proven winner internationally and in the WNBA, her 20 total years as an assistant coach and head coach have featured 17 playoff appearances, highlighted by a perfect 12-for-12 in postseason berths as a head coach.

In those 12 postseasons, Sandy led her teams to nine Semifinals round berths (formerly conference finals) and four WNBA Finals appearances in 2014, 2021, 2023, 2024 – including two titles. Prior to her time with the Mercury, Brondello served as lead assistant coach for the Los Angeles Sparks (2011-13) under 2012 WNBA Coach of the Year Carol Ross. Brondello led the San Antonio Silver Stars to a 2010 playoff berth in her debut season at the helm following five seasons on the Silver Stars bench as an assistant under Dan Hughes (2005-09), the fifth-winningest coach in league history.

A 2010 inductee into the Australian Basketball Hall of Fame, Brondello was named the 11th head coach for the Australian Women's National Basketball team on April 17, 2017. Brondello led the Australian National Team to a Bronze medal in the Paris Olympics Games, and most recently, re-signed with the Opals for the 2028 Los Angeles Summer Olympics. In addition to her work internationally with the Australian Women's National Basketball team, Brondello previously served as an assistant coach with UMMC Ekaterinburg in Russia from 2012-2017.

Brondello finished a stellar 17-year professional playing career with a five-year run in the WNBA in which she played for Detroit (1998-99), Miami (2001-02) and Seattle (2003), and was named a 1999 WNBA All-Star. She began her career with the Women's National Basketball League (WNBL) in Australia (1986-96) and was named the league MVP in 1995. The 5-7 guard was a 10-time German Cup champion while playing with BTV Wuppertal (1992-2002), a three-time European Cup All-Star selection (1994, 1996, 1997), and the 1996 European Cup MVP when she led her team to the title.


An 18-year member of the Australian National Team, Brondello is a four-time Olympian, a two-time silver medalist (2000, 2004) and was named the 1992 Australian International Player of the Year.

Brondello is married to Liberty assistant coach, Olaf Lange, and the couple have two children, Brody and Jayda.

ASSISTANT COACHES



**OLAF
LANGE**



**SONIA
RAMAN**



**ZACH
O'BRIEN**





#22 Kennedy Burke

Guard • 6-1 • 182lbs • 28 • UCLA/USA

5 Years Pro

WNBA Champion with New York Liberty (2024). Two-time Ligue Féminine de Basketball (LFB) Most Valuable Player (2023, 2024). Drafted No. 22 overall by Dallas Wings in the 2019 WNBA Draft. (she/her/hers)

	GP	GS	PPG	RPG	APG	SPG	BPG	MPG	FG%	3FG%	FT%	2025-26 HIGHS				CAREER HIGHS			
2025-26	21	6	9.0	2.4	1.3	1.19	0.62	22.8	.500	.493	.733	PTS	20 NYL at GSV 6/25/25	23 IND vs. SEA 8/20/20					
Career	151	31	5.1	1.6	0.8	0.69	0.32	14.3	.439	.362	.689	FGM	6 2 times (NYL @ GSV, 6/25/25)	7 2 times (IND vs. SEA, 8/20/20)					
												FGA	14 NYL at GSV 6/25/25	14 NYL at GSV 6/25/25					
												3FGM	4 4 times (NYL vs. LAS, 7/3/25)	4 5 times (NYL vs. LAS, 7/3/25)					
												3FGA	9 NYL at GSV 6/25/25	9 NYL at GSV 6/25/25					
												FTM	4 NYL at GSV 6/25/25	7 IND vs. LAS 8/29/19					
2025-26	10	1	--	--	--	--	1	3	--	--	--	FTA	4 3 times (NYL @ GSV, 6/25/25)	9 IND vs. SEA 8/20/20					
												OREB	4 NYL at GSV 6/25/25	4 3 times (NYL @ GSV, 6/25/25)					
												DREB	6 NYL vs. GSV 5/29/25	6 NYL vs. GSV 5/29/25					
												TREB	7 NYL vs. GSV 5/29/25	7 NYL vs. GSV 5/29/25					
												ASTS	4 NYL vs. ATL 7/13/25	4 5 times (NYL vs. ATL, 7/13/25)					
												STLS	6 NYL vs. LVA 7/8/25	6 NYL vs. LVA 7/8/25					
												BLKS	3 NYL vs. LAS 7/3/25	4 IND at LAS 8/22/19					
												MINS	32 NYL vs. LVA 7/8/25	34 IND at LAS 8/22/19					
RECENT GAMES																			
OPPONENT	W/L	MIN	FG-A	3P-A	FT-A	OR	DR	TR	A	PF	ST	TO	BS	PTS					
7/16 vs. IND	W	20:19	2-4	2-2	0-0	0	1	1	2	0	0	0	0	6					
7/13 vs. ATL	W	18:09	3-6	1-3	0-0	1	2	3	4	1	1	0	0	7					
7/8 vs. LVA	W	31:34	4-7	1-4	1-3	0	0	0	0	2	6	1	0	10					
7/6 vs. SEA	L	24:05	1-4	0-1	2-2	0	1	1	2	1	1	1	1	4					
7/3 vs. LAS	W	29:48	4-8	4-6	0-0	0	1	1	0	1	1	1	3	12					



#9 Natasha Cloud

Guard • 5-10 • 160lbs • 33 • St. Joseph's (PA)/USA

10 Years Pro

WNBA Assists Leader (2022). WNBA All-Defensive First Team (2022). WNBA Champion with Washington Mystics (2019). WNBA All-Defensive Second Team (2019, 2024). (she/her/hers)

	GP	GS	PPG	RPG	APG	SPG	BPG	MPG	FG%	3FG%	FT%	2025-26 HIGHS				CAREER HIGHS				
2025-26	20	20	9.9	3.7	6.0	1.35	0.30	28.4	.422	.316	.943	PTS	23 NYL vs. LAS 7/3/25				31 PHO at LAS 7/7/24			
Career	306	262	8.6	3.3	5.4	1.04	0.24	28.2	.387	.310	.813	FGM	8 2 times (NYL @ ATL, 6/29/25)				10 2 times (PHO @ LAS, 7/7/24)			
												FGA	17 NYL vs. LVA 5/17/25				21 WAS at MIN 7/26/23			
												3FGM	4 NYL at CHI 5/22/25				5 2 times (PHO @ IND, 8/16/24)			
												3FGA	7 NYL vs. GSV 5/29/25				11 WAS vs. LVA 7/13/19			
												FTM	6 NYL vs. LAS 7/3/25				10 WAS at NYL 6/25/23			
												FTA	6 2 times (NYL vs. LAS, 7/3/25)				11 WAS at NYL 6/25/23			
												OREB	2 NYL at SEA 6/22/25				3 WAS at CHI 6/5/22			
												DREB	6 2 times (NYL @ IND, 5/24/25)				9 WAS vs. PHO 6/17/21			
												TREB	7 NYL at IND 5/24/25				9 3 times (PHO @ WAS, 7/16/24)			
												ASTS	10 2 times (NYL vs. PHO, 6/19/25)				15 WAS vs. ATL 9/8/23			
												STLS	5 NYL at IND 5/24/25				6 WAS vs. MIN 6/8/21			
												BLKS	2 2 times (NYL @ IND, 5/24/25)				3 PHO at CON 7/14/24			
												MINS	35 NYL at IND 5/24/25				44 PHO at DAL 6/9/24			
RECENT GAMES																				
OPPONENT	W/L	MIN	FG-A	3P-A	FT-A	OR	DR	TR	A	PF	ST	TO	BS	PTS						
7/16 vs. IND	W	26:19	6-11	2-5	0-0	0	5	5	3	2	0	1	0	14						
7/13 vs. ATL	W	27:25	1-5	0-2	0-0	0	1	1	4	2	2	1	0	2						
7/8 vs. LVA	W	DND - Injury																		
7/6 vs. SEA	L	22:25	4-8	2-3	2-2	0	3	3	1	3	0	0	0	12						
7/3 vs. LAS	W	33:14	7-12	3-6	6-6	1	3	4	7	4	1	2	0	23						



#13 Leonie Fiebich

Forward • 6-4 • 150lbs • 25 • /Germany

2 Years Pro

WNBA Champion with New York Liberty (2024). WNBA All-Rookie Team (2024). Two-time LF Endesa Most Valuable Player in Spain (2023, 2024). Olympian (2024). (she/her/hers)

	GP	GS	PPG	RPG	APG	SPG	BPG	MPG	FG%	3FG%	FT%	2025-26 HIGHS				CAREER HIGHS					
2025-26	14	14	8.4	4.0	1.1	0.79	0.57	26.6	.568	.500	.800	PTS	21 NYL vs. ATL 7/13/25				21 NYL vs. ATL 7/13/25				
Career	54	29	7.1	3.3	1.6	0.91	0.28	22.4	.502	.450	.750	FGM	8 NYL vs. ATL 7/13/25				8 NYL vs. ATL 7/13/25				
												FGA	11 NYL vs. LVA 7/8/25				13 NYL vs. DAL 8/22/24				
	POINTS				REB		AST		BLK		STL		3FGM	4 NYL vs. ATL 7/13/25				4 5 times (NYL vs. ATL, 7/13/25)			
	10+		20+		30+		10+		10+		3+		3+		DBL-DBL		TPL-DBL				
2025-26	5		1		--		--		--		2		1		--		--				
RECENT GAMES																					
OPPONENT	W/L	MIN	FG-A	3P-A	FT-A	OR	DR	TR	A	PF	ST	TO	BS	PTS							
7/16 vs. IND	W	25:27	4-6	1-2	1-1	0	1	1	1	4	0	1	0	10							
7/13 vs. ATL	W	32:39	8-9	4-5	1-1	1	3	4	4	3	1	0	0	21							
7/8 vs. LVA	W	32:36	6-11	2-6	1-1	1	8	9	2	4	0	0	3	15							
7/6 vs. SEA	L	31:48	2-4	2-3	1-2	1	4	5	3	2	1	5	0	7							
7/3 vs. LAS	W	32:38	1-5	1-3	2-2	0	3	3	0	3	1	1	1	5							
												MIN	33 NYL vs. ATL 7/13/25				33 NYL vs. CON 8/24/24				



#7 Rebekah Gardner

Guard • 6-1 • 130lbs • 35 • UCLA/USA

2 Years Pro

Named to 2022 All-WNBA Rookie Team. Recorded a career-high of 18 points and 10 rebounds, recording her first career double-double in the WNBA 7/14/2022 at Los Angeles. (she/her/hers)

	GP	GS	PPG	RPG	APG	SPG	BPG	MPG	FG%	3FG%	FT%			
2025-26	21	4	4.2	1.9	0.6	0.52	0.24	13.2	.500	.417	.813	PTS	2025-26 HIGHS	CAREER HIGHS
Career	59	6	6.9	2.8	1.1	1.12	0.42	18.6	.527	.394	.817	FGM	12 NYL at SEA 6/22/25	18 CHI at LAS 7/14/22
												FGA	5 NYL at SEA 6/22/25	8 CHI at LAS 7/14/22
												3FGM	10 NYL at GSV 6/25/25	12 2 times (CHI @ NYL, 7/23/22)
												3FGA	2 2 times (NYL @ GSV, 6/25/25)	3 CHI vs. ATL 6/17/22
												FTM	5 NYL at GSV 6/25/25	5 NYL at GSV 6/25/25
												FTA	4 NYL at WAS 6/5/25	5 CHI vs. PHO 7/2/22
												OREB	4 NYL at WAS 6/5/25	6 2 times (CHI @ NYL, 7/23/22)
												DREB	3 NYL at GSV 6/25/25	4 2 times (CHI @ LAS, 7/14/22)
												TREB	4 NYL vs. PHO 6/19/25	6 3 times (CHI vs. WAS, 5/26/23)
												ASTS	5 NYL vs. PHO 6/19/25	10 CHI at LAS 7/14/22
												STLS	4 NYL vs. CON 6/1/25	5 CHI vs. ATL 6/17/22
												BLKS	2 3 times (NYL vs. IND, 7/16/25)	4 2 times (CHI @ MIN, 5/19/23)
												MINS	1 5 times (NYL @ ATL, 6/29/25)	3 CHI at NYL 7/23/22
													34 NYL at GSV 6/25/25	34 NYL at GSV 6/25/25



#21 Isabelle Harrison

Forward • 6-3 • 183lbs • 31 • Tennessee/USA

7 Years Pro

Community Assist Award (2022). Became the third player in WNBA history to have 20+ points, 8+ rebounds and 4+ steals off the bench on 6/30/2021 vs Chicago Sky, tying her career-high in points (23). AP Comeback Player of the Year (2019). (she/her/hers)

	GP	GS	PPG	RPG	APG	SPG	BPG	MPG	FG%	3FG%	FT%			
2025-26	19	0	3.8	2.8	0.7	0.58	0.05	9.7	.484	.250	.667	PTS	2025-26 HIGHS	CAREER HIGHS
Career	222	102	7.8	4.6	1.0	0.77	0.42	19.1	.475	.200	.749	FGM	10 NYL at PHO 6/27/25	23 3 times (DAL @ NYL, 7/5/21)
												FGA	5 NYL at PHO 6/27/25	10 4 times (DAL @ WAS, 8/26/21)
												3FGM	8 NYL at PHO 6/27/25	18 CHI vs. DAL 9/8/24
												3FGA	1 2 times (NYL vs. IND, 7/16/25)	1 8 times (NYL vs. IND, 7/16/25)
												FTM	2 NYL vs. IND 7/16/25	2 3 times (NYL vs. IND, 7/16/25)
												FTA	3 NYL vs. ATL 7/13/25	8 DAL vs. IND 8/20/21
												OREB	4 NYL vs. ATL 7/13/25	10 LVA vs. PHO 5/19/17
												DREB	3 2 times (NYL vs. ATL, 7/13/25)	7 DAL at CON 8/18/19
												TREB	5 2 times (NYL @ ATL, 6/29/25)	11 CHI at NYL 7/11/24
												ASTS	6 3 times (NYL vs. ATL, 7/13/25)	13 3 times (DAL @ CON, 8/18/19)
												STLS	2 3 times (NYL vs. LAS, 7/3/25)	6 LVA vs. CHI 6/30/17
												BLKS	3 2 times (NYL vs. IND, 7/16/25)	4 3 times (DAL vs. MIN, 5/21/22)
												MINS	1 NYL vs. IND 7/16/25	5 2 times (DAL @ ATL, 5/24/19)
													21 NYL at ATL 6/29/25	38 DAL at WAS 8/28/21



#20 Sabrina Ionescu

Guard • 5-11 • 165lbs • 27 • Oregon/USA

5 Years Pro

WNBA Champion with New York Liberty (2024). All-WNBA Second Team (2022, 2023, 2024). WNBA All-Star (2022, 2023, 2024, 2025). Olympic Gold Medalist (2024). (she/her/hers)

	GP	GS	PPG	RPG	APG	SPG	BPG	MPG	FG%	3FG%	FT%			
2025-26	20	20	18.7	4.4	5.5	1.50	0.40	31.1	.379	.311	.935	PTS	2025-26 HIGHS	CAREER HIGHS
Career	163	159	16.6	5.5	5.9	1.01	0.35	31.4	.401	.357	.911	FGM	34 2 times (NYL vs. ATL, 6/17/25)	37 NYL at ATL 6/9/23
												FGA	12 NYL vs. ATL 6/17/25	13 NYL vs. MIN 6/5/22
												3FGM	23 NYL vs. LVA 7/8/25	24 NYL vs. MIN 6/5/22
												3FGA	6 NYL vs. GSV 5/29/25	8 NYL at ATL 6/9/23
												FTM	15 NYL vs. GSV 5/29/25	15 NYL vs. GSV 5/29/25
												FTA	9 2 times (NYL vs. LVA, 7/8/25)	12 NYL at DAL 8/8/22
												OREB	10 NYL vs. LVA 7/8/25	12 NYL at DAL 8/8/22
												DREB	3 NYL vs. LVA 7/8/25	6 NYL vs. SEA 7/25/23
												TREB	7 2 times (NYL vs. SEA, 7/6/25)	13 NYL vs. CHI 6/12/22
												ASTS	9 NYL vs. SEA 7/6/25	13 3 times (NYL @ LVA, 7/6/22)
												STLS	9 NYL vs. IND 7/16/25	16 NYL vs. PHO 7/31/22
												BLKS	4 NYL vs. CHI 6/10/25	4 3 times (NYL vs. CHI, 6/10/25)
												MINS	2 2 times (NYL vs. CHI, 6/10/25)	3 2 times (NYL vs. MIN, 7/28/23)
													38 NYL vs. ATL 6/17/25	42 NYL vs. ATL 6/30/22





#23 Marine Johannès

Guard • 5-10 • 134lbs • 30 • /France

3 Years Pro

Olympic Silver Medalist (2024). FIBA EuroCup Women Champion (2023). FIBA EuroCup Women Most Valuable Player (2023). WNBA-Best 3-Point Percentage (43.7%) Among Players with 100-Plus Attempts in 2022. (she/her/hers)

	GP	GS	PPG	RPG	APG	SPG	BPG	MPG	FG%	3FG%	FT%	2025-26 HIGHS				CAREER HIGHS			
2025-26	21	1	6.9	2.2	1.4	0.76	0.19	18.3	.444	.376	.857	PTS	18 NYL vs. GSV 5/27/25	23 NYL vs. SEA 6/19/22					
Career	99	16	7.8	1.7	2.2	0.62	0.12	20.2	.438	.391	.812	FGM	7 NYL at SEA 6/22/25	9 NYL vs. SEA 6/19/22					
												FGA	13 NYL at SEA 6/22/25	15 NYL vs. ATL 6/13/23					
												3FGM	6 NYL vs. GSV 5/27/25	6 2 times (NYL vs. GSV, 5/27/25)					
												3FGA	11 NYL vs. GSV 5/27/25	11 NYL vs. GSV 5/27/25					
												FTM	3 NYL vs. LVA 7/8/25	5 NYL vs. CON 9/1/23					
												FTA	3 NYL vs. LVA 7/8/25	6 NYL vs. CON 9/1/23					
												OREB	2 2 times (NYL vs. ATL, 6/17/25)	4 NYL vs. CON 8/30/19					
												DREB	5 NYL at SEA 6/22/25	5 3 times (NYL @ SEA, 6/22/25)					
												TREB	6 NYL vs. ATL 6/17/25	6 2 times (NYL vs. ATL, 6/17/25)					
												ASTS	6 NYL vs. CON 6/1/25	9 NYL at LVA 7/6/22					
												STLS	4 NYL vs. GSV 5/27/25	4 2 times (NYL vs. GSV, 5/27/25)					
												BLKS	14 times (NYL @ SEA, 6/22/25)	2 NYL at CON 7/24/19					
												MIN	36 NYL at SEA 6/22/25	38 NYL vs. ATL 6/30/22					
RECENT GAMES																			
OPPONENT	W/L	MIN	FG-A	3P-A	FT-A	OR	DR	TR	A	PF	ST	TO	BS	PTS					
7/16 vs. IND	W	18:10	4-5	4-5	0-0	0	1	1	3	0	2	1	0	12					
7/13 vs. ATL	W	13:58	2-5	2-3	0-0	0	1	1	0	0	0	0	0	6					
7/8 vs. LVA	W	24:10	3-7	1-4	3-3	1	3	4	3	1	0	3	0	10					
7/6 vs. SEA	L	15:17	0-1	0-1	0-0	1	2	3	1	0	0	1	0	0					
7/3 vs. LAS	W	11:22	1-4	1-4	2-2	0	0	0	2	1	1	1	0	5					



#35 Jonquel Jones

Center • 6-6 • 215lbs • 31 • George Washington/Bahamas

9 Years Pro

WNBA Champion & Finals Most Valuable Player with New York Liberty (2024). Commissioner's Cup Most Valuable Player (2023). All-WNBA Second Team (2017, 2019, 2022, 2024). All-WNBA Defensive Team (2019, 2021, 2022, 2024). (she/her/hers)

	GP	GS	PPG	RPG	APG	SPG	BPG	MPG	FG%	3FG%	FT%	2025-26 HIGHS				CAREER HIGHS			
2025-26	9	9	12.1	9.6	2.3	0.56	1.11	22.9	.475	.438	.655	PTS	26 NYL at IND 5/24/25	34 NYL at LVA 6/15/24					
Career	284	237	13.3	8.5	1.9	0.83	1.34	25.4	.516	.379	.790	FGM	9 NYL at IND 5/24/25	12 3 times (NYL @ LVA, 6/15/24)					
												FGA	15 NYL at IND 5/24/25	23 CON at CHI 6/29/22					
POINTS			REB			AST		BLK		STL		3FGM	3 2 times (NYL vs. CON, 6/1/25)	5 2 times (CON vs. MIN, 8/17/18)					
	10+	20+	30+	10+	10+	3+	3+	DBL-DBL		TPL-DBL		3FGA	6 NYL at WAS 5/30/25	9 CON at CHI 6/29/22					
2025-26	7	1	--	6	--	1	--	6		--		FTM	6 NYL at IND 5/24/25	11 CON vs. DAL 8/12/17					
												FTA	7 NYL at IND 5/24/25	14 CON vs. DAL 8/12/17					
RECENT GAMES												OREB	4 3 times (NYL vs. ATL, 6/17/25)	10 CON vs. LAS 6/27/17					
OPPONENT	W/L	MIN	FG-A	3P-A	FT-A	OR	DR	TR	A	PF	ST	TO	BS	PTS	DREB	15 NYL at WAS 5/30/25	16 2 times (CON @ NYL, 7/11/21)		
7/16 vs. IND	W						NWT - Injury								TREB	18 NYL at WAS 5/30/25	22 2 times (CON @ LAS, 5/31/19)		
7/13 vs. ATL	W						DND - Injury								ASTS	6 NYL vs. LVA 5/17/25	8 NYL vs. LAS 6/20/24		
7/8 vs. LVA	W						DND - Injury								STLS	2 NYL at WAS 5/30/25	5 2 times (CON @ CHI, 6/29/22)		
7/6 vs. SEA	L						DND - Injury								BLKS	4 NYL at CHI 5/22/25	6 CON vs. LVA 8/23/19		
7/3 vs. LAS	W						DND - Injury								MINS	36 NYL at IND 5/24/25	41 CON at SEA 5/25/21		



#8 Nyara Sabally

Center • 6-5 • 204lbs • 25 • Oregon/Germany

2 Years Pro

Women's Basketball Super League Champion with Fenerbahçe S.K. (2025). WNBA Champion with New York Liberty (2024). Olympian (2024). (she/her/hers)

	GP	GS	PPG	RPG	APG	SPG	BPG	MPG	FG%	3FG%	FT%	2025-26 HIGHS				CAREER HIGHS			
2025-26	15	10	5.9	4.9	0.9	0.60	1.07	19.4	.493	.143	.680	PTS	16 NYL at PHO 6/27/25	16 NYL at PHO 6/27/25					
Career	74	10	3.9	3.4	0.5	0.49	0.57	12.2	.507	.167	.711	FGM	6 NYL at PHO 6/27/25	6 NYL at PHO 6/27/25					
												FGA	12 NYL at IND 6/14/25	12 NYL at IND 6/14/25					
												3FGM	1 NYL vs. ATL 7/13/25	1 3 times (NYL vs. ATL, 7/13/25)					
												3FGA	3 NYL at IND 6/14/25	3 NYL at IND 6/14/25					
												FTM	4 NYL at PHO 6/27/25	6 NYL at WAS 9/17/24					
												FTA	7 NYL at PHO 6/27/25	7 2 times (NYL @ PHO, 6/27/25)					
												OREB	4 2 times (NYL @ IND, 6/14/25)	4 3 times (NYL @ IND, 6/14/25)					
												DREB	7 2 times (NYL vs. ATL, 7/13/25)	8 2 times (NYL @ LAS, 8/28/24)					
												TREB	9 3 times (NYL vs. ATL, 7/13/25)	10 NYL at LAS 8/28/24					
												ASTS	3 NYL vs. IND 7/16/25	3 2 times (NYL vs. IND, 7/16/25)					
												STLS	4 NYL at IND 6/14/25	4 NYL at IND 6/14/25					
												BLKS	4 NYL vs. ATL 7/13/25	4 NYL vs. ATL 7/13/25					
												MINS	31 NYL at SEA 6/22/25	31 NYL at SEA 6/22/25					
RECENT GAMES																			
OPPONENT	W/L	MIN	FG-A	3P-A	FT-A	OR	DR	TR	A	PF	ST	TO	BS	PTS					
7/16 vs. IND	W	21:20	1-1	0-0	0-0	1	3	4	3	2	0	3	3	2					
7/13 vs. ATL	W	24:10	3-7	1-2	0-0	2	7	9	2	5	0	2	4	7					
7/8 vs. LVA	W	17:50	2-4	0-0	0-0	0	2	2	1	3	0	1	0	4					
7/6 vs. SEA	L	19:50	2-7	0-1	2-4	3	3	6	0	2	0	1	1	6					
7/3 vs. LAS	W	4:46	0-0	0-0	0-0	0	0	0	0	1	0	0	0	0					





#0 Jaylyn Sherrod

Guard • 5-7 • 125lbs • 23 • Colorado/USA

1 Year Pro

WNBA Champion with New York Liberty (2024). USA Basketball 3x3 Women's National Team development camp invitee (2024). Three-time Pac-12 All-Defensive selection with Colorado. (she/her/hers)

	GP	GS	PPG	RPG	APG	SPG	BPG	MPG	FG%	3FG%	FT%	2025-26 HIGHS				CAREER HIGHS				
2025-26	16	0	1.4	0.7	0.6	0.63	0.00	6.3	.300	.273	.778	PTS	8 NYL at SEA 6/22/25				8 2 times (NYL @ SEA, 6/22/25)			
Career	26	0	1.6	0.5	0.6	0.50	0.04	5.3	.382	.294	.667	FGM	2 2 times (NYL @ SEA, 6/22/25)				3 NYL vs. ATL 9/19/24			
												FGA	5 NYL vs. CON 6/1/25				5 2 times (NYL vs. CON, 6/1/25)			
												3FGM	1 3 times (NYL vs. LVA, 7/8/25)				1 5 times (NYL vs. LVA, 7/8/25)			
												3FGA	3 2 times (NYL @ SEA, 6/22/25)				3 2 times (NYL @ SEA, 6/22/25)			
												FTM	3 NYL at SEA 6/22/25				3 NYL at SEA 6/22/25			
2025-26	--	--	--	--	--	--	--	1	--	--	--	FTA	3 2 times (NYL @ SEA, 6/22/25)				4 NYL vs. ATL 9/19/24			
												OREB	1 2 times (NYL vs. CHI, 6/10/25)				1 4 times (NYL vs. CHI, 6/10/25)			
RECENT GAMES												DREB	3 NYL at SEA 6/22/25				3 NYL at SEA 6/22/25			
OPPONENT	W/L	MIN	FG-A	3P-A	FT-A	OR	DR	TR	A	PF	ST	TO	BS	PTS	TREB	3 NYL at SEA 6/22/25				
7/16 vs. IND	W	5:47	0-0	0-0	0-0	0	0	0	0	0	0	1	0	0	0	ASTS	3 NYL at SEA 6/22/25			
7/13 vs. ATL	W															STLS	3 NYL vs. CON 6/1/25			
7/8 vs. LVA	W	3:58	1-1	1-1	0-0	0	0	0	1	2	0	0	0	3		BLKS	1 NYL vs. DAL 8/22/24			
7/6 vs. SEA	L	2:35	0-0	0-0	0-0	0	0	0	1	0	1	1	0	0		MINS	18 NYL vs. CON 6/1/25			
7/3 vs. LAS	W																18 NYL vs. CON 6/1/25			



#30 Breanna Stewart

Forward • 6-4 • 170lbs • 30 • Connecticut/USA

9 Years Pro

All-WNBA First Team (2018, 2020, 2021, 2022, 2023, 2024). WNBA All-Star (2017, 2018, 2021, 2022, 2023, 2024, 2025). Olympic Gold Medalist (2016, 2020,2024). (she/her/hers)

	GP	GS	PPG	RPG	APG	SPG	BPG	MPG	FG%	3FG%	FT%	2025-26 HIGHS				CAREER HIGHS			
2025-26	21	21	19.7	6.9	3.9	1.38	1.43	32.6	.475	.206	.821	PTS	35 NYL vs. PHO 6/19/25	45 NYL vs. IND 5/21/23					
Career	282	282	20.7	8.6	3.2	1.41	1.46	32.7	.470	.349	.835	FGM	11 NYL vs. PHO 6/19/25	15 3 times (NYL @ IND, 8/13/23)					
												FGA	19 2 times (NYL vs. ATL, 7/13/25)	28 SEA at DAL 5/22/21					
												3FGM	3 NYL vs. PHO 6/19/25	6 2 times (NYL @ MIN, 8/26/23)					
												3FGA	6 NYL at ATL 6/29/25	10 NYL at IND 8/13/23					
												FTM	15 NYL vs. GSV 5/29/25	15 2 times (NYL vs. GSV, 5/29/25)					
												FTA	19 NYL vs. GSV 5/29/25	19 NYL vs. GSV 5/29/25					
												OREB	4 NYL vs. LAS 7/3/25	6 2 times (NYL vs. MIN, 9/15/24)					
												DREB	11 NYL vs. IND 7/16/25	17 SEA at LVA 8/22/20					
												TREB	14 NYL vs. LAS 7/3/25	18 2 times (NYL vs. MIN, 9/15/24)					
												ASTS	7 3 times (NYL vs. IND, 7/16/25)	9 2 times (SEA @ LAS, 9/4/20)					
												STLS	3 5 times (NYL vs. ATL, 7/13/25)	6 2 times (NYL vs. CON, 5/27/23)					
												BLKS	4 NYL vs. IND 7/16/25	6 2 times (NYL vs. LAS, 6/22/24)					
												MINS	38 NYL at IND 6/14/25	41 SEA vs. CHI 5/25/18					
RECENT GAMES																			
OPPONENT	W/L	MIN	FG-A	3P-A	FT-A	OR	DR	TR	A	PF	ST	TO	BS	PTS					
7/16 vs. IND	W	29:53	10-15	0-1	4-4	0	11	11	7	4	1	2	4	24					
7/13 vs. ATL	W	37:12	7-19	1-4	3-3	1	9	10	4	2	3	1	2	18					
7/8 vs. LVA	W	36:30	4-14	1-2	6-9	2	5	7	5	2	2	1	1	15					
7/6 vs. SEA	L	35:07	4-17	0-3	0-0	2	4	6	3	0	0	2	3	8					
7/3 vs. LAS	W	37:26	7-18	0-2	3-3	4	10	14	4	2	2	1	1	17					



#6 Stephanie Talbot


Forward • 6-2 • 192lbs • 31 • Adelaide (Aust.)/Australia

6 Years Pro


WNBA's Top Eight 3-Point Percentage (41.5%) in 2021 Among Players with at Least 50 Attempts, Olympian (2016, 2020), WNBL Betty Watson Rookie of the Year (2013). (she/her/hers)

	GP	GS	PPG	RPG	APG	SPG	BPG	MPG	FG%	3FG%	FT%	2025-26 HIGHS					CAREER HIGHS				
2025-26	16	10	3.6	3.3	2.0	0.56	0.06	16.7	.339	.250	.643	PTS	13 GSV vs. NYL 6/25/25	24 MIN vs. ATL 7/2/19							
Career	215	71	4.5	2.7	1.6	0.62	0.32	16.6	.423	.352	.723	FGM	5 GSV vs. NYL 6/25/25	8 SEA vs. DAL 6/4/21							
POINTS			REB			AST		BLK		STL											
	10+	20+	30+	10+	10+	3+	3+	3+	DBL-DBL	TPL-DBL											
2025-26	2	--	--	1	--	--	--	1	--	--											
RECENT GAMES																					
OPPONENT	W/L	MIN	FG-A	3P-A	FT-A	OR	DR	TR	A	PF	ST	TO	BS	PTS							
7/12 at LVA	L																				
7/9 at IND	W																				
7/7 at ATL	L	6:14	1-1	0-0	0-0	0	0	0	0	1	0	0	0	2							
7/5 at MIN	L	24:11	4-8	2-5	0-0	1	3	4	4	2	0	0	0	10							
6/29 vs. SEA	W	18:25	1-4	1-3	2-2	0	2	2	3	1	1	2	0	5							






22
KENNEDY BURKE
GUARD




9
NATASHA CLOUD
GUARD



13
LEONIE FIEBICH
FORWARD




7
REBEKAH GARDNER
GUARD



21
ISABELLE HARRISON
FORWARD



20
SABRINA IONESCU
GUARD



23
MARINE JOHANNÈS
GUARD



35
JONQUEL JONES
CENTER



8
NYARA SABALLY
CENTER



0
JAYLYN SHERROD
GUARD



30
BREANNA STEWART
FORWARD



6
STEPHANIE TALBOT
FORWARD



PLAYER MILESTONES AND ATTENDANCE SUMMARY



PLAYER	FTM	N	DA	PTS	N	DA	REB	N	DA	AST	N	DA	STL	N	DA	BLK	N	DA	GAMES	N	DA	3FGM	N	DA
Ionescu, S.	500	9	--	3,000	290	--	1,000	104	--	1,000	39	--	200	36	--	--	--	--	200	37	--	500	71	--
Burke, K.	100	--	6/14/25	500	--	7/6/24	250	3	--	100	--	5/29/25	100	--	7/8/25	--	--	--	100	--	6/2/24	100	2	--
Stewart, B.	1,400	25	--	6,000	167	--	2,500	85	--	1,000	99	--	400	3	--	500	87	--	300	18	--	500	54	--
Cloud, N.	600	73	--	2,500	--	5/24/25	1,250	248	--	1,700	59	--	300	--	5/27/25	--	--	--	300	--	6/25/25	300	--	7/6/25
Davis, K.	--	--	--	--	--	--	--	--	--	--	--	--	--	--	--	--	--	--	--	--	--	--	--	--
Fiebig, L.	--	--	--	--	--	--	--	--	--	100	15	--	--	--	--	--	--	--	--	--	--	--	--	--
Gardner, R.	--	--	--	--	--	--	--	--	--	--	--	--	--	--	--	--	--	--	--	--	--	--	--	--
Harrison, I.	300	--	9/17/24	1,500	--	6/30/24	1,250	237	--	200	--	7/11/24	200	29	--	100	6	--	200	--	9/13/24	--	--	--
Johannes, M.	--	--	--	500	--	7/23/23	--	--	--	200	--	6/10/25	--	--	--	--	--	--	100	1	--	200	29	--
Jones, J.	800	97	--	4,000	228	--	2,500	95	--	600	65	--	200	--	9/3/23	400	19	--	300	16	--	300	--	9/12/24
Sabally, N.	--	--	--	--	--	--	250	1	--	--	--	--	--	--	--	--	--	--	--	--	--	--	--	--
Sherrod, J.	--	--	--	--	--	--	--	--	--	--	--	--	--	--	--	--	--	--	--	--	--	--	--	--

"N" = Needs, "DA" = Date Acquired

NEW YORK LIBERTY Attendance Summary (As of July 21, 2025)

top 10 home attendance				top 10 away attendance			
ATTENDANCE	DATE	OPPONENT	RESULT	ATTENDANCE	DATE	OPPONENT	RESULT
17,758	7/11/2024	Chicago Sky	W, 91-76	18,064	6/25/2025	Golden State Valkyries	W, 81-78
17,735	5/18/2024	Indiana Fever	W, 91-80	17,274	5/16/2024	Indiana Fever	W, 102-66
17,415	6/1/2025	Connecticut Sun	W, 100-52	17,274	7/6/2024	Indiana Fever	L, 83-78
17,401	6/2/2024	Indiana Fever	W, 104-68	17,274	6/14/2025	Indiana Fever	L, 102-88
17,371	7/16/2025	Indiana Fever	W, 98-77	17,274	5/24/2025	Indiana Fever	W, 90-88
17,344	5/17/2025	Las Vegas Aces	W, 92-78	15,800	8/30/2024	Seattle Storm	W, 98-85
17,265	7/13/2025	Atlanta Dream	W, 79-72	13,106	8/19/2018	Phoenix Mercury	L, 96-85
16,383	6/19/2025	Phoenix Mercury	L, 89-81	12,500	6/22/2025	Seattle Storm	L, 89-79
16,081	6/10/2025	Chicago Sky	W, 85-66	12,009	6/27/2025	Phoenix Mercury	L, 106-91
15,956	7/3/2025	Los Angeles Sparks	W, 89-79	11,724	8/6/2022	Phoenix Mercury	L, 76-62

OVERALL HOME ATTENDANCE (Regular Season only)				OVERALL AWAY ATTENDANCE (Regular Season only)			
YEAR	GAMES	TOTAL	AVERAGE	YEAR	GAMES	TOTAL	AVERAGE
2018	17	47,988	2,823	2018	17	127,214	7,483
2019	17	38,067	2,239	2019	17	111,991	6,588
2020	11	0	0	2020	11	0	0
2021	16	28,113	1,757	2021	16	31,805	1,988
2022	18	95,882	5,327	2022	18	106,202	5,900
2023	20	155,535	7,777	2023	20	137,366	6,868
2024	20	254,590	12,730	2024	20	180,403	9,020
2025	12	193,245	16,104	2025	9	97,811	10,868

