



## New York Liberty (17-9) @ Connecticut Sun (4-21)



Friday, August 1st, 2025 — Mohegan Sun Arena — 7:30 pm EDT — Regular Season Game #27 — Away Game #12

National Television: ION

Follow the Liberty PR Department on X: @nylibertyPR and @NYL\_Stats

2024 WNBA CHAMPIONS | 2023 COMMISSIONER'S CUP CHAMPIONS

## LAST GAME STARTERS

## PLAYER / 2025-26 REGULAR SEASON AVERAGES

## #23 Marine Johannès F • 5-10 • /France • 3rd Season

GP/GS	PPG	RPG	APG	SPG	BPG	MPG
26/2	7.1	2.2	1.4	0.7	0.3	18.6

## #13 Leonie Fiebich F • 6-4 • /Germany • 2nd Season

GP/GS	PPG	RPG	APG	SPG	BPG	MPG
19/19	9.1	4.0	1.4	0.9	0.6	27.8

## #35 Jonquel Jones C • 6-6 • George Washington/Bahamas • 9th Season

GP/GS	PPG	RPG	APG	SPG	BPG	MPG
14/14	13.6	9.1	2.3	0.4	1.0	24.7

## #20 Sabrina Ionescu G • 5-11 • Oregon/USA • 5th Season

GP/GS	PPG	RPG	APG	SPG	BPG	MPG
25/25	19.7	4.6	5.7	1.5	0.5	31.4

## #9 Natasha Cloud G • 5-10 • St. Joseph's (PA)/USA • 10th Season

GP/GS	PPG	RPG	APG	SPG	BPG	MPG
25/25	10.2	3.6	6.0	1.4	0.4	28.9

**Leonie Fiebich** (Lay-oh-knee FEE-bich ["ich" like "rich"]); **Sabrina Ionescu** (yo-NESS-coo); **Marine Johannès** (Jo-han-ess); **Nyara Sabally** (Knee-ARE-uh SAH-buh-lee); **Jaylyn Sherrod** (SURE-rod); **Breanna Stewart** (bree-ANN-uh [NOT bree-ON-uh]); **Stephanie Talbot** (Tahl-bit)

## 2025-26 REGULAR SEASON LIBERTY RECORDS

	RECORD	HOME	ROAD	OT
OVERALL	17-9	12-3	5-6	--
WESTERN	7-7	6-3	1-4	--
EASTERN	10-2	6-0	4-2	--

## STREAKS

OVERALL	Lost 3
HOME	Lost 1
ROAD	Lost 4

## MATCHUP QUICK HITS

The New York Liberty's road trip continues with the first of two consecutive contests against the Connecticut Sun. The all-time regular season series between these organizations is tied at 49 wins apiece, with New York taking the last four matchups in Uncasville, CT.

The first 2025 matchup between these two teams on June 1 resulted in the WNBA's second-largest final points margin as New York beat Connecticut 100-52. The Liberty matched the league's all-time regular season 3-point record that they set 10 days earlier, shooting 19-for-32 from beyond the arc. Each of New York's starting five closed the game with a plus/minus above +35, an all-time WNBA record.

The July 30 matchup against the Minnesota Lynx featured **Sabrina Ionescu** recording 31 points (11-for-20 FG, 3-for-8 3FG, 6-for-8 FT), five rebounds, and four assists. This marked her 12th career game reaching 30-5-4, tied for the second-most such performances in WNBA history. She also moved to the No. 12 spot on New York's all-time steals leaderboard with a career total of 171.

**Leonie Fiebich** dished out a career-high six assists.

Once again leading the bench in scoring, **Isabelle Harrison** tallied 15 points (7-for-10 FG, 1-for-2 FT), setting her season high. New York totaled 93 points against Minnesota, their 10th game scoring at least 90 points, tying Atlanta and Minnesota for the most such games this season.

**Kennedy Burke** and **Leonie Fiebich** maintain their lead as the WNBA's top 3-point shooters. **Burke's** 47.5% (38-for-80) sits atop the league, and **Fiebich** is not far behind in second with 46.7% (28-for-60) from deep on the season.

New York leads the WNBA in points per game (87.9), steals per game (8.6), and threes made per game (10.0).

## 2025 REGULAR SEASON SCHEDULE

DATE	OPPONENT	SCORE	RECORD
5/17	vs. Aces	92-78 W	1-0
5/22	@ Sky	99-74 W	2-0
5/24	@ Fever	90-88 W	3-0
5/27	vs. Valkyries	95-67 W	4-0
5/29	vs. Valkyries	82-77 W	5-0
5/30	@ Mystics	85-63 W	6-0
6/1	vs. Sun	100-52 W	7-0
6/5	@ Mystics	86-78 W	8-0
6/10	vs. Sky	85-66 W	9-0
6/14	@ Fever	88-102 L	9-1
6/17	vs. Dream	86-81 W	10-1
6/19	vs. Mercury	81-89 L	10-2
6/22	@ Storm	79-89 L	10-3
6/25	@ Valkyries	81-78 W	11-3
6/27	@ Mercury	91-106 L	11-4
6/29	@ Dream	81-90 L	11-5
7/3	vs. Sparks	89-79 W	12-5
7/6	vs. Storm	70-79 L	12-6
7/8	vs. Aces	87-78 W	13-6
7/13	vs. Dream	79-72 W	14-6
7/16	vs. Fever	98-77 W	15-6
7/22	vs. Fever	98-84 W	16-6
7/25	vs. Mercury	89-76 W	17-6
7/26	vs. Sparks	99-101 L	17-7
7/28	@ Wings	82-92 L	17-8
7/30	@ Lynx	93-100 L	17-9
8/1	@ Sun	7:30 pm	--
8/3	@ Sun	1:00 pm	--
8/5	vs. Wings	7:00 pm	--
8/8	@ Wings	7:30 pm	--
8/10	vs. Lynx	12:30 pm	--
8/12	@ Sparks	10:00 pm	--
8/13	@ Aces	9:30 pm	--
8/16	@ Lynx	2:00 pm	--
8/19	vs. Lynx	7:00 pm	--
8/21	vs. Sky	7:00 pm	--
8/23	@ Dream	2:00 pm	--
8/25	vs. Sun	7:00 pm	--
8/28	vs. Mystics	7:00 pm	--
8/30	@ Mercury	10:00 pm	--
9/2	@ Valkyries	10:00 pm	--
9/5	@ Storm	10:00 pm	--
9/9	vs. Mystics	7:00 pm	--
9/11	@ Sky	8:00 pm	--





NO.	PLAYER	POS.	HT.	BIRTHDATE	PRIOR TO WNBA/HOME COUNTRY	WNBA EXP.
22	Kennedy Burke	G	6-1	02/14/1997	UCLA/USA	5
9	Natasha Cloud	G	5-10	02/22/1992	St. Joseph's (PA)/USA	10
13	Leonie Fiebich	F	6-4	01/10/2000	/Germany	2
7	Rebekah Gardner	G	6-1	07/09/1990	UCLA/USA	2
21	Isabelle Harrison	F	6-3	09/27/1993	Tennessee/USA	7
20	Sabrina Ionescu	G	5-11	12/06/1997	Oregon/USA	5
23	Marine Johannès	G	5-10	01/21/1995	/France	3
35	Jonquel Jones	C	6-6	01/05/1994	George Washington/Bahamas	9
8	Nyara Sabally	C	6-5	02/26/2000	Oregon/Germany	2
0	Jaylyn Sherrod	G	5-7	10/21/2001	Colorado/USA	1
30	Breanna Stewart	F	6-4	08/27/1994	Connecticut/USA	9
6	Stephanie Talbot	F	6-2	06/15/1994	/Australia	6

## STAFF

Head Coach	Sandy Brondello (she/her)
Assistant Coach	Olaf Lange (he/him)
Assistant Coach	Sonia Raman (she/her)
Assistant Coach	Zach O'Brien (he/him)
Head Athletic Trainer	Theresa Acosta (she/her)

## PRONUNCIATION GUIDE

**Leonie Fiebich** (Lay-oh-knee FEE-bich ["ich" like "rich"]); **Sabrina Ionescu** (yo-NESS-coo); **Marine Johannès** (Jo-han-ess); **Nyara Sabally** (Knee-ARE-uh SAH-buh-lee); **Jaylyn Sherrod** (SURE-rod); **Breanna Stewart** (bree-ANN-uh [NOT bree-ON-uh]); **Stephanie Talbot** (Tahl-bit)

**Coaches:** **Sandy Brondello** (braun-DELL-oh), **Olaf Lange** (Lang)

## HOW THE LIBERTY WERE BUILT

## FREE AGENTS

**2025** - Kennedy Burke (Re-signed with the New York Liberty on February, 1, 2025.)  
 - Isabelle Harrison (Signed as free agent on Feb. 21, 2025.)  
 - Marine Johannès (Re-signed with the New York Liberty on Mar. 21, 2025.)  
 - Stephanie Talbot (Signed with the New York Liberty on July 21, 2025.)

**2024** - Jaylyn Sherrod (Signed rest of season contract on Aug. 16, 2024.)

**2023** - Breanna Stewart (Re-signed with the New York Liberty on March 26, 2025.)

## OBTAINED VIA TRADE

**2024** - Natasha Cloud (Acquired via trade from CON on March 16, 2025)  
 - Rebekah Gardner (Acquired via trade from CHI in 2024)

**2023** - Leonie Fiebich (Acquired player rights from CHI via four-team trade)  
 - Jonquel Jones (Re-signed with New York Liberty February 16, 2024)

## OBTAINED VIA DRAFT

**2022** - Nyara Sabally (Drafted No. 5 overall in 2022 WNBA Draft)

**2020** - Sabrina Ionescu (Re-signed with New York Liberty on May 15, 2023)

## NUMERICAL ROSTER

0 Jaylyn Sherrod	20 Sabrina Ionescu
6 Stephanie Talbot	21 Isabelle Harrison
7 Rebekah Gardner	22 Kennedy Burke
8 Nyara Sabally	23 Marine Johannès
9 Natasha Cloud	30 Breanna Stewart
13 Leonie Fiebich	35 Jonquel Jones

## STATUS REPORT

**Kennedy Burke - OUT (R. Calf)**  
**Nyara Sabally - OUT (R. Knee)**  
**Breanna Stewart - OUT (R. Knee)**

## LIBERTY PREGAME AVAILABILITY: 90-60 Minutes on Game Clock (Begins at 5:57:30 PM ET)

## 90-75 Minutes

Kennedy Burke  
 Natasha Cloud  
 Rebekah Gardner  
 Marine Johannès  
 Isabelle Harrison  
 Jaylyn Sherrod  
 Stephanie Talbot

## 80-65 Minutes

Sabrina Ionescu

## 75-60 Minutes

Jonquel Jones  
 Leonie Fiebich





## WOMEN'S NATIONAL BASKETBALL ASSOCIATION

OFFICIAL SCORER'S REPORT  
FINAL BOX

Wednesday, July 30, 2025 Target Center, Minneapolis, MN  
 Officials: #5 Tiara Cruse, #10 Ashley Gloss, #28 Clare Aubry

Game Duration: 1:53  
 Attendance: 10824 (Sellout)

## VISITOR: New York Liberty (17-9)

	POS	MIN	FG	FGA	3P	3PA	FT	FTA	OR	DR	TOT	A	PF	ST	TO	BS	+/-	PTS
23 Marine Johannès	F	30:33	5	10	4	9	0	0	0	4	4	0	1	0	2	0	1	14
13 Leonie Fiebich	F	30:31	2	8	0	3	2	2	0	3	3	6	3	1	2	0	-10	6
35 Jonquel Jones	C	29:25	5	7	2	2	0	0	0	7	7	2	3	0	2	1	-3	12
20 Sabrina Ionescu	G	33:21	11	20	3	8	6	8	1	4	5	4	2	1	1	1	-3	31
9 Natasha Cloud	G	32:09	4	10	1	2	3	4	1	3	4	7	2	2	0	0	-1	12
6 Stephanie Talbot		17:33	1	6	0	3	1	2	2	4	6	2	2	1	1	1	-13	3
7 Rebekah Gardner		09:00	0	1	0	1	0	0	0	0	0	0	0	1	0	0	-3	0
21 Isabelle Harrison		17:28	7	10	0	0	1	2	2	0	2	2	4	1	1	0	-3	15
22 Kennedy Burke		DND - Injury/Illness - Right calf																
8 Nyara Sabally		DND - Injury/Illness - Right knee																
0 Jaylyn Sherrod		DNP - Coach's Decision																
30 Breanna Stewart		DND - Injury/Illness - Right knee																
200:00			35	72	10	28	13	18	6	25	31	23	17	7	9	3	-7	93
			48.6%		35.7%		72.2%		TM REB: 5		TOT TO: 9 (14 PTS)							

## HOME: MINNESOTA LYNX (23-5)

	POS	MIN	FG	FGA	3P	3PA	FT	FTA	OR	DR	TOT	A	PF	ST	TO	BS	+/-	PTS
6 Bridget Carleton	F	33:05	3	9	3	8	1	2	1	5	6	1	1	0	0	0	6	10
24 Napheesa Collier	F	34:32	11	16	2	4	6	9	2	7	9	2	3	1	2	3	12	30
8 Alanna Smith	C	30:27	5	7	2	4	0	0	1	4	5	3	3	0	0	3	-7	12
21 Kayla McBride	G	36:25	8	14	5	9	3	4	2	1	3	5	3	0	4	0	6	24
10 Courtney Williams	G	32:34	1	13	1	2	3	4	1	8	9	13	1	1	1	1	8	6
15 Jessica Shepard		16:38	4	6	0	0	0	0	2	5	7	3	0	0	1	0	9	8
2 Natisha Hiedeman		11:25	4	7	2	4	0	0	2	0	2	1	3	0	1	0	5	10
77 Maria Kliundikova		00:45	0	0	0	0	0	0	0	0	0	0	0	0	1	0	-2	0
1 Diamond Miller		04:09	0	1	0	0	0	0	0	0	0	0	1	1	0	0	-2	0
12 Yvonne Anderson		DNP - Coach's Decision																
7 Anastasiia Olairi Kosu		DNP - Coach's Decision																
44 Karlie Samuelson		DND - Injury/Illness - Left foot																
200:00			36	73	15	31	13	19	11	30	41	28	15	3	10	7	7	100
			49.3%		48.4%		68.4%		TM REB: 8		TOT TO: 11 (11 PTS)							

SCORE BY PERIOD	1	2	3	4	FINAL
Liberty	24	18	20	31	93
LYNX	24	27	17	32	100

Inactive: Liberty -

Inactive: Lynx -

Points in the Paint: Liberty 44 (22/41), LYNX 36 (18/27) Biggest Lead: Liberty 8, LYNX 15

2nd Chance Points: Liberty 3 (1/7), LYNX 20 (8/10)

Lead Changes: 9

Fast Break Points: Liberty 14 (6/9), LYNX 9 (4/9)

Times Tied: 3





### *A Recap of New York's Historic 2024 Playoff Run*

#### **First Round Sweep**

The New York Liberty's playoff path began with a best-of-three series against the Atlanta Dream. The Liberty swept Atlanta via back-to-back wins at Barclays Center.

Game 1 was dominated by the Liberty, who were up by as much as 22 points and never relinquished their lead. Sabrina Ionescu and rookie Leonie Fiebich led the team in scoring, each putting up 25 points. Fiebich also became the first ever rookie with 4+ 3PM in a playoff game without a miss. Breanna Stewart put up a 24-11 double-double and got up for three blocks as the team held the Dream to shooting 18.8% from three.

Sweeping the series with a Game 2 win, New York grinded out a 9.1 net rating, with every starter finishing with a positive plus/minus. With a Sabrina Ionescu 36-point night, which tied the franchise's single-game playoff scoring record, and a Jonquel Jones 20-point, 13 rebound double-double, the Liberty fended off Atlanta's attempt to even the series.

#### **Feeling Lucky in Las Vegas**

In the 2024 Semifinals against the Las Vegas Aces, New York continued their defense of home court in the post season. With three players scoring in double figures, the Liberty powered past the Aces in Game 1. After a Jonquel Jones made three less than two minutes into the game to the final buzzer, New York held the lead in a wire-to-wire victory.

A Game 2 win featured every starter earning a defensive rating equal to or above 100.0. Sabrina Ionescu led the way with 24 points and nine rebounds.

Playing a second game in Michelob Ultra Arena after a Game 3 loss, the Liberty were determined to end the series with a Game 4 win. On the back of a Breanna Stewart double-double, the Liberty closed out the series with a resounding 14-point win.

#### **A Finals Series for the Ages**

New York's second Finals appearance in two years began with hosting the first two games in Barclays Center. After a Game 1 loss in overtime, the Liberty stormed through Game

2 to victory, shooting 45.8% from three and building up a lead by as much as 17 points. In the first two matchups, Jonquel Jones amassed a combined 38 points and 19 rebounds.

Hitting the road for Minnesota, the Liberty battled for a Game 3 win with Breanna Stewart racking up a 30-point double-double. Stewart, Betnijah Laney-Hamilton, Jonquel Jones, Sabrina Ionescu and Nyara Sabally combined for nine blocks, matching the franchise record for most blocks in a playoff game. Sabrina Ionescu called game, sinking a game-winning 28-foot 3-pointer with one second left on the shot clock.

A close Game 4 loss despite 21 points from Jones set the stage for the Game 5 face-off in Brooklyn with the series tied at 2-2. Leading the team, Jones scored 17 points and Stewart put up 3 blocks. Nyara Sabally and Leonie Fiebich combined for 26 points, including a key 5 points in overtime that guaranteed the New York Liberty their first WNBA title in franchise history and the city's first basketball title in over 50 years. Jonquel Jones was awarded the 2024 Finals Most Valuable Player award after tallying 89 points, 38 rebounds, 11 assists and 4 blocks in the series.

### **All Eyes on the Liberty**

A New York Liberty attendance record was set when over 18,000 fans gathered in the arena to watch the Liberty bring New York its first

professional basketball championship since 1973.

The Finals series averaged 1.6 million viewers, garnering the highest rating in 25 years. This mark was a 115% increase from the 2023 WNBA Finals. Games 3, 4 and 5 were the most watched WNBA Finals games that aired on cable. Viewership for Game 5 peaked at 3.3 million, with its television rating doubling the previous record for a Game 5 Finals matchup.

### **Canyon of Heroes History**

Thousands upon thousands of fans showered the 2024 WNBA Champions with ticker tape and support as the New York Liberty's championship parade made its way down the renowned Canyon of Heroes. The Liberty joined New York sports history as they took the famous same path taken by winners of World Cups, Stanley Cups, Super Bowls and World Series titles.

A massive crowd of seafoam gathered for the first parade celebrating a NY professional sports team since the New York Giants' Super Bowl in 2012. The parade was followed by a ceremony at City Hall with the New York Liberty receiving the key to New York City.

On May 16, the Liberty had a permanent plaque installed and unveiled at 250 Broadway Street, commemorating their spot among this city's all-time legendary championship winning teams.



Reflecting the New York Liberty's commitment to excellence and honoring Brooklyn were at the forefront of the design process for renowned bespoke diamond jewelry creator, Jason of Beverly Hills and Brooklyn-based designers, Dynasty and Soull Ogun of L'Enchanteur. The championship celebrates one of the WNBA's original franchises winning their first-ever title, New York City's first professional basketball championship since 1973 and serves as a tribute to the spirit, core values and city that the franchise represents.



More than six carats of white diamonds reflect the six years of Joe and Clara Wu Tsai's ownership of the Liberty. Eleven black diamonds represent the team's 2024 playoff wins, while 32 points of black diamonds honor the Liberty's franchise-record tying 32 regular season wins as they became the first WNBA team to win 30+ games in back-to-back seasons.



The single diamond in the trophy represents the New York Liberty's first WNBA title.



An image of a budding leaf breaking through a crack in the concrete pays homage to 'The Concrete Jungle' that the Liberty calls home while symbolizing the beginning of the Liberty's championship chapter. The 28 points of Paraiba in the leaf symbolize the team's 28 seasons in the WNBA. Each player's name and jersey number complete the shank's design.



The top of the championship ring unscrews to reveal a recreation of the New York Liberty court with the team's record in each playoff series in their title run. Underneath the ring's top are a pair of earrings, providing players with everyday jewelry to remind them of their historic win.



- **TOP OF THE CHARTS:** The Liberty leads the WNBA in various categories this season, including points per game (87.9), threes made per game (10.0), points off turnovers per game (17.7), and steals per game (8.6).
  - New York has outscored its opponents by 6.50 points per game, second only to Minnesota's 10.36 ppg advantage. The team's total margin of victory is the second-best mark in Liberty history through 26 games.
    - *See the chart for a look at the best total point differential through the first 26 games to start a season in franchise history.*
  - **Sabrina Ionescu** claimed her second WNBA STARRY® 3-Point Contest title with a 30-point performance, which is the second highest score in event history, behind only her record-setting 37 points in 2023. She joins Allie Quigley (four titles) as the only players to win the contest multiple times. **Natasha Cloud** earned her first career win in the Kia WNBA Skills Challenge, marking just the second time a New York Liberty player has won the event. With both victories, New York joins Atlanta as the only franchises to sweep the 3-Point Contest and Skills Challenge in the same year.
- **RUNNING IT UP**
  - New York has won 10 of its 26 contests by double figures, including five wins of at least 20 points.
    - The Liberty are tied with the Minnesota Lynx for the most 20+ point wins in 2025.
    - *See the chart for a look at the Liberty seasons with the most 20+ point wins.*
- **FROM DISTANCE:** *See the chart for a look at the most 3-pointers made by New York through its first 26 games of a season.*
  - New York has hit the second-most threes in the WNBA this season, with only Minnesota's 265 3-pointers ahead of them.
  - The Liberty have made the fourth-most triples through 26 games in team history.
- **JUMPING AHEAD EARLY:** Out of 26 games, 13 of New York's first halves have ended with a tie or a Liberty lead this season. They have held double-digit leads at the break eight times and have led by 20 or more after the second quarter three times.
  - The Liberty had three halftime leads of at least 20 points three times *last regular season*.
- **CARE FOR THE ROCK:** New York ranks fourth in the WNBA in assist-to-turnover ratio (1.61).
  - The Liberty boast the second-highest assists per game mark (21.9).
- **LIBS ON DEFENSE:** The Liberty's opponents average a -6.5 plus/minus, with only Minnesota's -10.4 +/- ahead of them.
  - New York has held its opponents to the third-lowest success rate from the field (42.1%, 30.0-for-71.3), close behind Minnesota's 41.7% (28.1-for-67.3) and Golden State's 40.6% (26.8-for-66.0) opponent field goal percentage.
  - The team's 99.4 defensive rating is third in the WNBA this season, following Seattle's 97.7 and Minnesota's 95.9 defensive ratings.
  - Liberty opponents average just 9.0 fast break points per game, second to only the Mystics allowing 8.4 fast break points per game.
- **CHECK IN, BALL OUT:** New York has one of the most impactful collections of reserve players in the WNBA. The Liberty's bench performance leads the league in 3-point percentage (37.7%), true shooting (59.4%), fast break points (4.2).
  - New York's reserves have combined for 30+ points and 10+ rebounds six times in 2025 and lead the WNBA in such games. *See the chart for teams with 30-10 bench performances*
  - Shining on both ends of the court, the Liberty's bench has tallied the second-best net rating in the league (2.5) with only Minnesota's 4.1 rating ahead of them.
  - The New York bench holds opponents to a -1.3 plus/minus rating with only Minnesota's -1.9 allowed rating ranked above them.

+/-	YEAR	W-L	FINISHED
+260	2024	22-4	Champions
<b>+169</b>	<b>2025</b>	<b>17-9</b>	<b>TBD</b>
+160	2023	20-6	Runner-Up
+121	2015	18-8	Semifinalist

#	TOT GP	SEASON
6	40	2023
6	40	2024
<b>5</b>	<b>26</b>	<b>2025</b>
3	34	2016
3	34	2017

#	TEAM	SEASON
283	New York	2023
272	New York	2024
271	New York	2021
<b>260</b>	<b>New York</b>	<b>2025</b>
255	New York	2022

TEAM	RECORD
<b>NYL</b>	<b>5-1</b>
GSV	5-0
MIN	5-0
PHX	3-1
DAL	2-2





## Player Notes

- **II DBL-DBLS:** On July 25, **Jonquel Jones** tallied 20 points (5-14 FG, 9-9 FT) and 11 rebounds, marking her 97<sup>th</sup> career double-double.
  - Jones has logged a 10.2 per game plus/minus rating, second to only MIN's Napheesa Collier with a +10.7 rating.
  - Since joining New York ahead of the 2023 season, Jones has tallied 29 double-doubles in the regular season, which is tied with Seattle's Nneka Ogumike for seventh-most in the league over that span.
  - New York is a perfect 29-0 in regular season games where Jones notches a double-double. She joins Vickie Johnson (4-0) and Kelsey Bone (2-0) as the only Liberty players who posted multiple double-doubles with the team and an undefeated record.
  - *See the chart for a look at where Jones ranks in career double-doubles in WNBA history.*

RANK	PLAYER	#
5th	Nneka Ogumike	113
6th	A'ja Wilson	110
7th	<b>Jonquel Jones</b>	<b>97</b>
8th	Tamika Catchings	96

- **SOPHMORE SZN:** On June 16, **Leonie Fiebich** made her 40<sup>th</sup> career start (including the postseason). Following that victory, her win total reached 34 wins, the most of any WNBA player in her first 40 starts.
  - Fiebich is shooting 46.7% (28-for-60) from three, the second-highest rate among qualified players. In her five-game FIBA Women's EuroBasket tournament run representing Germany, she shot 45.2% (14-for-31) from beyond the arc, the third highest success rate of players who attempted more than 25 threes. *See the chart for how Fiebich's shooting ranks compared to her WNBA peers.*
    - \* = ranking among second-year players.
  - Her 46.7% (21-for-45) success rate for above the break threes is the second-best of the WNBA (min. 40 such 3FGA).
  - When compared to her fellow second-year players, Fiebich shines, leading in field goal percentage (54.5%), net rating (13.2, min. 5 games), and per game plus/minus (+7.0).

STAT	%	RANK
3FG %	.540	2nd
EFG%	<b>.673</b>	<b>1<sup>st</sup>*</b>
TS%	<b>.705</b>	<b>1<sup>st</sup>*</b>

- **KB FROM THREE:** Thus far in 2025, **Kennedy Burke** is shooting a league-leading 38-of-80 (47.5%) from beyond the arc.
  - Burke has shot a league-best 47.0% (31-of-66) on above the break 3-pointers this season (min. 40 such 3FGA). She was 14-of-52 (26.9%) on those attempts all last season.
  - 2025 has seen Burke reach new peaks. Playing more minutes than ever (21.8 minutes per game), she has solidified herself as a go-to reserve player and a confident starter when called upon.
  - Burke's true shooting percentage (65.1%) is the highest of her career. She has hit more threes this season than she has in her past three years in the WNBA combined (2021: 6-for-18; 2022: 11-for-32; 2024: 15-for-58).

YEAR	OFFRTG	PPG	AST/TO	+/-
<b>2025</b>	<b>103.1</b>	<b>8.4</b>	<b>1.21</b>	<b>+2.5</b>
2024	97.3	3.4	1.22	+0.9
2022	89.4	5.4	0.88	-1.5
2021	93.5	2.9	0.64	-2.2

- *See the table for Kennedy Burke's growth over the past three seasons.*







- **ON CLOUD NINE:** **Natasha Cloud** opened her Liberty career on 5/17 vs. the Las Vegas Aces and became the first WNBA player to record at least 22 points, six rebounds, and nine assists in her debut with a new franchise. Upon the conclusion of the first week of play, Cloud represented the Eastern Conference when she won her first-ever WNBA Player of the Week award.
    - This season, she has ascended the WNBA's ranks of all-time assists leaders and is currently sitting in eighth place with 1,672 dimes.
    - Of players with at least 20 games under their belt this season, Cloud has the best assist/turnover ratio in the league (3.57) and the fourth-highest rate of assists per game (6.0). She is the only player to rank in the top five of both categories while averaging less than two turnovers per game.
    - Cloud has tallied at least 20 points and five assists four times thus far in 2025. She is on track to surpass her current record of five such games in a season. *See the chart for Cloud's history of 20-point, five assist games.*
    - Her back-to-back 20-point performances on 6/29 and 7/3 match her longest streak of consecutive 20-point games, previously set on 7/23 and 7/26/2023.
- | YEAR | # | GP |
|------|---|----|
| 2023 | 5 | 37 |
| 2025 | 4 | 24 |
| 2021 | 2 | 27 |
| 2024 | 2 | 37 |
| 2022 | 1 | 34 |
- **SA-THREE-NA:** On 6/5 against Washington, **Sabrina Ionescu** hit two 3-pointers to become the Liberty's all-time leading 3-point scorer with 429, surpassing Crystal Robinson's 400 3-point field goals. Her career total currently stands at 442 made 3-point shots.
    - With 63 made threes on the season thus far, Sabrina Ionescu has hit the second-most shots from deep in the league.
    - Of the players who have attempted at least 180 3-pointers, Ionescu is leading the WNBA with a 31.8% success rate on 198 attempts.
    - The 5/29 contest against the Washington Mystics featured Ionescu hitting five 3-pointers in the first half, matching her career high.
    - For the first time in her career, Ionescu has scored at least 30 points in consecutive games (6/14: 34 pts, 6/17: 34 pts). She is only the second Liberty player to do this after Breanna Stewart (8/28-30/2024) and the first WNBA player to do so since Atlanta's Rhyne Howard's three game streak in 2024 (9/3-8/2024). She joins Diana Taurasi (2006), Liz Cambage (2018) and Kahleah Copper (2024) as the only WNBA players to reach 34 points in back-to-back games.
    - In the three-game stretch from 7/3 to 7/8, Ionescu recorded at least 20 points, five rebounds and five assists in each game. This is the longest such streak in Liberty history and marks the second-longest in WNBA history, one game shy of Caitlin Clark's four-game run from 7/17 - 8/24/2023.
    - Ionescu earned the WNBA's Eastern Conference Player of the Week award for Week 7 and Week 8. This is the first time she received this award in consecutive weeks, marking her 10<sup>th</sup> total honor.
    - On June 18, Ionescu won her second WNBA 3-Point Contest. Only Allie Quigley's four titles rank above her.





## Career Milestones

- When **Sabrina Ionescu** scored her first 31 points of the 2025 season by 5/24 against Indiana, she surpassed Becky Hammon to become the Liberty's fourth all-time leading scorer. Similarly, on 6/5 against Washington, **Breanna Stewart** passed Tari Phillips to move into the No. 8 spot on New York's all-time scoring list after surpassing 131 points on the season.

○ See the chart for a look at where Ionescu and Stewart currently rank in career points in Liberty history.

RANK	PLAYER	PTS	RANK	PLAYER	PTS
1st	Tina Charles	3,739	6th	Crystal Robinson	2,301
2nd	Vickie Johnson	3,248	7th	Shameka Christon	2,295
3rd	Cappie Pondexter	2,970	8th	<b>Breanna Stewart</b>	<b>2,136</b>
4th	<b>Sabrina Ionescu</b>	<b>2,830</b>	9th	Tari Phillips	1,826
5th	Becky Hammon	2,367	10th	Essence Carson	1,790

- Natasha Cloud's** first assist on 7/13 vs. Atlanta lifted her career total past Candace Parker (1,634). She sits in the No. 8 spot on the WNBA's all-time assist leaderboard with 1,672 career dimes.
- With her first field goal attempt on July 6 vs. the Seattle Storm, **Natasha Cloud** hit her 300<sup>th</sup> career 3-pointer. She is only the 67<sup>th</sup> player in WNBA history to reach this milestone. In the June 16 matchup versus the Indiana Fever, Cloud recorded her 1,000<sup>th</sup> career rebound.
- Jonquel Jones** has ascended on the WNBA's all-time leader in rebounds. Her career count totals 2,447 rebounds, tied with Lauren Jackson for the No. 19 spot.
- With her 34-point performance in the 6/14 contest against Indiana, **Ionescu** reached the 2,500 milestone in 153 games. This makes her the third fastest Liberty player to achieve this feat, after Cappie Pondexter (130) and Tina Charles (133).
- This season, **Breanna Stewart** has reached 5,859 career points. She achieved the 5,500 point milestone in 266 games, which ties Diana Taurasi for the league's record for fastest to this mark. Stewart is the league's 11<sup>th</sup> leading defensive rebounder with 2,023 in her career. She surpassed Diana Taurasi's total of 1,970.
- Stewart** and **Jones** have climbed the ranks of the Liberty's all-time leaders in blocks. Stewart's 144 blocks as a Liberty player ranks, and Jones' 115 swats is the seventh-most.
- On 6/19 against the Phoenix Mercury, **Breanna Stewart** racked up 35 points for the first time this season. It marked the 12th 35-plus-point game of her regular-season career, the third most in WNBA history. Las Vegas' A'ja Wilson holds second place with 13 and Diana Taurasi holds the all-time record with 14 such games.
  - Seven of Stewart's 35-point outings have come since she joined the Liberty in 2023. She is the only player in franchise history to record multiple 35-point games.
- Kennedy Burke** had a career night against the Aces on 7/8 with a personal record of six steals and her first made triple bringing her career total to 100. Adding 10 points to the performance made Burke only the eighth player in Liberty history to log as many points and steals in the same game and the first to do so since Courtney Vandersloot's 9/3/2023 outing vs. Chicago.
- On 7/30 vs. Minnesota, **Leonie Fiebich** dished out a career-high six steals.
- The 7/25 contest against the Phoenix Mercury gave **Sandy Brondello** her 97<sup>th</sup> win as the Liberty's head coach and her 300<sup>th</sup> overall career victory. She is now three victories away from 100 in her New York career and tying Richie Adubato for most regular season wins in franchise history.





## Team Milestones

- The New York Liberty are off to the fourth-best start through 26 games in franchise's 29-year history (17-9). The Liberty are just the ninth team in WNBA history to begin a season 9-0.
  - *See the chart for a look at the best starts to a season in WNBA history (left) and the longest single season winning streaks in team history (right).*

W-L	TEAMS	SEASON	STREAK	DATES
13-0	Minnesota	2016	10	8/8 - 9/3/17
11-0	Los Angeles	2016	10	7/27 - 8/19/10
10-0	Minnesota	2012	9	5/17 - 6/10/25
9-0	New York	2025	8	Three times
9-0	Five instances	--		

- With a 6-0 start in Barclays Center in 2025, the New York Liberty tied the franchise's best home record to start a season.
  - *See the chart for the best home starts to a season in team history.*
  - Including the 2024 postseason, the Liberty won eight straight games at Barclays Center from Oct. 13, 2024, to June 17, 2025.

W-L	SEASON
6-0	1998
6-0	1997
<b>6-0</b>	<b>2025</b>
4-0	2013
4-0	2007

- New York defeated Connecticut, 100-52, on 6/1 at Barclays Center. This 48-point win marked the largest margin of victory in Liberty history, surpassing a 43-point win (88-45) over Washington on August 13, 1998. It is also the second-largest win in league history, behind Minnesota's 111-52 victory over Indiana on August 18, 2017.

- New York drilled 19 3-pointers on 5/22 at Chicago, setting a new single-game WNBA record, before matching that total on 6/1 against Connecticut.

3FG %	3FG-3FGA	TEAM	DATE
.600	18-of-30	Seattle	8/12/20 vs. Atlanta
<b>.594</b>	<b>19-of-32</b>	<b>New York</b>	<b>6/1/25 vs. Connecticut</b>
.581	18-of-31	New York	7/6/22 at Las Vegas
<b>.559</b>	<b>19-of-34</b>	<b>New York</b>	<b>5/22/25 at Chicago</b>
.548	17-of-31	Washington	6/11/24 at Atlanta

- *See the chart for the highest 3-point field goal percentage in a single game (min. 30 3FGA) all-time (**bold = this season**).*

- In the 7/13 79-72 win over the Atlanta Dream, New York completed the team's largest comeback of the season. After facing a 19-point deficit in the second quarter, the Liberty scored 48 points in the second half, matching the squad's second-highest 2025 scoring total in the last two quarters.
- New York has claimed three of the eight WNBA Eastern Conference Player of the Year honors in 2025, leading all franchises for weekly award wins this season.

- *See the table for New York's success in POTW awards this season and all-time.*

TEAM	2025	TEAM	ALL-TIME
NYL	3	LAS	65
ATL	2	NYL	<b>63</b>
LVA	2	CON	57
MIN	2	MIN	52





## CHAMPIONSHIP DNA

Following their first-ever championship, the New York Liberty's 2025 roster will return players who accounted for 73.2% of the team's total minutes during the playoff run.

The two most frequently used lineups in that championship push posted plus-minus ratings of +3.9 and +9.0, respectively, and have returned all but one player for the start of the new season.

The Liberty also maintained a dominant home-court presence throughout the postseason, finishing with a 6-1 record at Barclays Center.

## THE HOTTEST TICKET IN TOWN

The New York Liberty's rise to the top of the WNBA has been matched by a surge in fan support at Barclays Center. From 2023 to 2024, home game attendance increased by more than 63%, with the 2024 season averaging over 12,500 fans per game - one of the highest marks in the league.

That momentum carried into the postseason, where the Liberty earned the distinction of playing back-to-back WNBA Finals series at Barclays Center. In the 2023 Finals against the Las Vegas Aces, games in Brooklyn drew an average of 16,997 fans. The following year, as the Liberty battled the Minnesota Lynx en route to their first championship, that number climbed even higher - an average of 17,956 fans packed the arena for the 2024 Finals.

The crescendo came on October 20, 2024, when a franchise-record crowd of 18,090 filled Barclays Center to witness history. In a thrilling Game 5, the Liberty clinched their first-ever WNBA Championship, capping off a season defined by excellence on the court and unprecedented support in the stands.

## THE WIZARD'S RETURN

While **Marine Johannès'** creative passing often defies measurement, her shooting ability is well-documented. Her career 3-point percentage of 38.8% ranks ninth among active WNBA players with at least 50 made threes.

Johannès was a strong contender for the 2023 Sixth Player of the Year award, making impactful contributions off the bench and as a starter. In games she started, she averaged 10.6 points, including a team-high 18-point performance against the Atlanta Dream.

In 2024, national team duties called Johannès back to France, where she helped lead her country to a silver medal in the Olympic Games. She scored 24 points in a key win over Germany, propelling France into the final matchup against Team USA.





## CLOUDY DAYS ARE HERE

The recent WNBA offseason brought a flurry of roster moves, including the high-profile addition of **Natasha Cloud** to the New York Liberty.

In 26 of her 38 starts last season, Cloud recorded at least 10 assists—eight of those performances resulting in double-doubles.

Her 2024 campaign was filled with standout achievements, including a career-high 31-point game. She finished the season ranked in the top four in assists, top 10 in minutes played, and earned a spot on the WNBA All-Defensive Second Team.

## IZZY SZN

The Liberty continued to bolster their roster in the offseason with the addition of forward **Isabelle Harrison**, who is coming off a career-best defensive season with the Chicago Sky.

Harrison posted a defensive rating of 104.8 while averaging 16.3 minutes per game. She also recorded her best assist-to-turnover ratio in six years (0.69). One of her standout performances came at Barclays Center, where she grabbed a career-high 11 defensive rebounds against the Liberty.

## BEK IS BACK

Acquired by the New York Liberty in 2024, **Rebekah Gardner** is set to make her debut in seafoam this season.

Gardner made an immediate impact in her 2022 WNBA debut, earning All-Rookie Team honors and finishing with a top-eight field goal percentage of 54.2%. During her two seasons with the Chicago Sky, she posted offensive ratings of 101.4 in 2022 and 94.2 in 2023.

## SABRINA/STEWART SCORING SPREE

During the Liberty's championship season, **Sabrina Ionescu** and **Breanna Stewart** continued their ascent in the franchise's all-time scoring ranks, with both now firmly established in the top ten.

Following her stellar 2024 campaign, Stewart now leads the Liberty all-time in career scoring average at 21.3 points per game. She scored 20 or more points in 16 of her 38 regular-season appearances. Ionescu, meanwhile, rounds out the top five in franchise history with a career scoring average of 16.6 points per game.

Sixteen proved to be a shared milestone, as Ionescu also recorded 16 games with 20+ points. Her 2024 season ranks among the top three single-season three-point shooting performances in WNBA history—surpassed only by Diana Taurasi in 2006 and her own record-setting total in 2023.







## BLOCK PARTY IN BROOKLYN

2024 Finals MVP **Jonquel Jones** and **Breanna Stewart** formed a dominant defensive duo, both ranking in the top six in total blocks across the league—Jones with 50 and Stewart with 48. Each averaged 1.3 blocks per game, earning spots on the Liberty's all-time playoff blocks leaderboard with 7 and 19, respectively.

Jones led the team in total blocks and finished among the league's top four in the category, showcasing her elite rim protection throughout the season.

Stewart, meanwhile, set franchise records for blocks in both a regular-season game (6) and a playoff game (4), the latter coming in Game 3 of the 2024 WNBA Finals.

## PHENOMENAL FIEBICH

**Leonie Fiebich** enters the 2025 WNBA season fresh off a championship run with Valencia Basket Club in Spain's LF Endesa.

Her rookie campaign with the New York Liberty was equally impressive. Fiebich earned a spot on the 2024 WNBA All-Rookie Team and played a key role in the Liberty's title-winning season. She finished second in voting for the 2024 Sixth Player of the Year Award—the highest placement by a rookie since 2009.

Among the 26 first-year players in 2024, only five appeared in all 40 regular-season games. Fiebich was one of them, and she led that group in scoring efficiency, topping the charts in field goal percentage (47.8%), effective field goal percentage (62.4%), and true shooting percentage (62.4%).

Her 3-point shooting was historic. Fiebich's 43.3% from beyond the arc and her +279 single-season plus/minus both rank second all-time among WNBA rookies. Her career 3-point percentage of 44.1% leads all active players with at least 50 made threes.

Fiebich's postseason performance further cemented her place in the record books. She scored 128 points during her first playoff run—the second-most ever by a WNBA rookie. Over 11 games, she knocked down 25 three-pointers, becoming the third-fastest player in league history to reach that mark in the postseason. In Game 1 of the WNBA Finals, she hit five threes, becoming the first rookie to do so in a Finals game.



2025-26 REGULAR SEASON	PPG	OPP. PPG	FG%	3FG%	FT%	RPG	APG	SPG	TO	BPG
Liberty	87.9	81.4	.455	.354	.832	34.4	21.9	8.58	13.6	4.96
Sun	74.6	88.0	.404	.307	.815	30.9	16.9	7.48	14.6	3.80



2025-26 REGULAR SEASON INDIVIDUAL BESTS			2025-26 REGULAR SEASON SUN BESTS			2025-26 REGULAR SEASON TEAM		
Points	18	Sabrina Ionescu vs. CON 6/1/25	Points	10	Jacy Sheldon vs. CON 6/1/25, Tina Charles vs. CON 6/1/25	Biggest Win	48	vs. CON 6/1/25
Rebounds	11	Jonquel Jones vs. CON 6/1/25				** No Biggest Loss **		
Assists	7	Natasha Cloud vs. CON 6/1/25	Rebounds	5	Haley Peters vs. CON 6/1/25, Olivia Nelson-Ododa vs. CON 6/1/25			
			Assists	3	Haley Peters vs. CON 6/1/25			

ALL-TIME SERIES FACTS	NEW YORK VS CONNECTICUT
Biggest Win	30 Points, W 89-59, 09/01/23
Biggest Loss	42 Points, L 55-97, 06/15/12
Longest Win Streak	9 Games, 06/29/14 - 09/09/16
Most Points Scored	96 Points, W 96-80, 07/19/17
Most Points Allowed	98 Points, L 69-98, 09/15/21
Top Scorer (NYL)	Tina Charles: 32 Points, NYL W 80-72, 06/16/16
Top Scorer (CON)	Jonquel Jones: 31 Points, CON W 64-85, 06/05/21

2025-26 REGULAR SEASON VS. SUN			2024-25 REGULAR SEASON VS. SUN			SERIES HISTORY VS. SUN				
DATE	SITE	TIME/RESULT	DATE	SITE	RESULT		ALL-TIME	STREAKS	LAST WIN	LAST LOSS
6/1/25	New York	W, 100-52	6/8/24	Connecticut	W, 82-75	Overall	48-49	Won 1	6/1/25	8/24/24
8/1/25	Connecticut	7:30 pm	7/10/24	Connecticut	W, 71-68	Home	27-20	Won 1	6/1/25	8/24/24
8/3/25	Connecticut	1:00 pm	7/16/24	New York	W, 82-74	Road	21-27	Won 4	7/10/24	7/19/22
8/25/25	New York	7:00 pm	8/24/24	New York	L, 64-72					

**CONNECTIONS**

**Sandy Brondello** coached Sun guard **Bria Hartley** when the pair were part of the Phoenix Mercury organization in 2020 and 2021. **Hartley** was also a member of the 2018, 2019 New York Liberty squads and teammates with **Natasha Cloud** as part of the Washington Mystics franchise from 2015-2016. Sun center **Tina Charles** was a member of the New York Liberty from 2014-2019, during which she became the franchise leader in points, rebounds, made field goals, and free throws. **Sabrina Ionescu** and **Natasha Cloud** were teammates with the Sun's **Marina Mabrey** on the Phantom Basketball Club during the inaugural season of Unrivaled this past winter. **Marine Johannes** and Connecticut guard **Leila Lacan** earned a silver medal in the 2024 Paris Olympics as members of the French Women's National Team. Sun Associate Head Coach **Roneeka Hodges** was part of the Liberty's coaching staff from 2022 to 2024. Sun Head Coach **Rachid Meziane** coached **Kennedy Burke** during her Ligue Féminine de Basketball MVP seasons with Villeneuve d'Ascq. (2023 & 2024) Former Liberty guard **Shavonte Zellous** (2016-2018) is a member of the Sun's basketball development staff. **Isabelle Harrison** and **Mabrey** both suited up for the Chicago Sky during the 2024 WNBA season. **Harrison** and Sun forward-guard **Haley Peters** were teammates during the 2017 outing of the San Antonio Stars. Connecticut guard **Lindsey Allen** was a member of the 2017 New York Liberty squad.

### MOST RECENT MATCHUP

SUN 72, LIBERTY 64 – AUGUST 24, 2024 – BARCLAYS CENTER – BROOKLYN, NY – GAME #30 (25-5, 14-2 HOME)																			
TEAM	1	2	3	4	OT	FINAL	FG	FGA	FG%	3FG%	FT%	OR	DR	TR	A	PF	ST	TO	BS
CON	20	20	19	13	-	72	30	72	.417	.154	.588	8	29	37	20	11	7	10	3
NYL	25	13	14	12	-	64	24	65	.369	.219	.750	11	33	44	19	15	6	19	7
TEAM	HIGH PTS		HIGH REB		HIGH AST		TEAM	HIGH PTS		HIGH REB		HIGH AST							
NYL	B. Stewart: 15		B. Stewart: 15		C. Vandersloot: 5		CON	M. Mabrey: 15		D. Bonner: 12		A. Thomas: 8							


**LYNX 100, LIBERTY 93 – JULY 30, 2025 – TARGET CENTER – MINNEAPOLIS, MN – GAME #26 (17-9, 5-6 AWAY)**

TEAM	1	2	3	4	OT	FINAL	FG	FGA	FG%	3FG%	FT%	OR	DR	TR	A	PF	ST	TO	BS
NYL	24	18	20	31	-	93	35	72	.486	.357	.722	6	25	31	23	17	7	9	3
MIN	24	27	17	32	-	100	36	73	.493	.484	.684	11	30	41	28	15	3	11	7
TEAM	HIGH PTS			HIGH REB			HIGH AST			TEAM	HIGH PTS			HIGH REB			HIGH AST		
NYL	S. Ionescu: 31			J. Jones: 7			N. Cloud: 7			MIN	N. Collier: 30			N. Collier/C. Williams: 9			C. Williams: 13		

**WINGS 92, LIBERTY 82 – JULY 28, 2025 – COLLEGE PARK CENTER – ARLINGTON, TX – GAME #25 (17-8, 5-5 AWAY)**

TEAM	1	2	3	4	OT	FINAL	FG	FGA	FG%	3FG%	FT%	OR	DR	TR	A	PF	ST	TO	BS
NYL	19	17	26	20	-	82	28	64	.438	.269	.792	5	28	33	24	12	6	12	5
DAL	31	32	22	7	-	92	36	78	.462	.280	.929	9	30	39	27	17	8	12	3
TEAM	HIGH PTS		HIGH REB		HIGH AST		TEAM	HIGH PTS		HIGH REB		HIGH AST							
NYL	J. Jones: 18		J. Jones: 7		N. Cloud: 8		DAL	P. Bueckers/A. Ogunbowale: 20		D. Carrington: 9		A. Ogunbowale: 14							

**SPARKS 101, LIBERTY 99 – JULY 26, 2025 – BARCLAYS CENTER – BROOKLYN, NY – GAME #24 (17-7, 12-3 HOME)**

TEAM	1	2	3	4	OT	FINAL	FG	FGA	FG%	3FG%	FT%	OR	DR	TR	A	PF	ST	TO	BS
LAS	35	23	16	27	-	101	39	76	.513	.407	.667	9	28	37	24	15	3	12	0
NYL	20	25	24	30	-	99	36	73	.493	.333	.895	7	26	33	21	18	9	10	6
TEAM	HIGH PTS			HIGH REB			HIGH AST			TEAM	HIGH PTS			HIGH REB			HIGH AST		
NYL	S. Ionescu: 30			S. Ionescu/J. Jones: 8			N. Cloud: 9			LAS	R. Jackson: 24			A. Stevens: 11			J. Allemand: 10		

**LIBERTY 89, MERCURY 76 – JULY 25, 2025 – BARCLAYS CENTER – BROOKLYN, NY – GAME #23 (17-6, 12-2 HOME)**

TEAM	1	2	3	4	OT	FINAL	FG	FGA	FG%	3FG%	FT%	OR	DR	TR	A	PF	ST	TO	BS
PHO	27	19	13	17	-	76	31	77	.403	.233	.538	9	24	33	22	19	5	15	3
NYL	23	23	21	22	-	89	29	69	.420	.323	.955	8	29	37	22	18	8	19	8
TEAM	HIGH PTS			HIGH REB			HIGH AST			TEAM	HIGH PTS			HIGH REB			HIGH AST		
NYL	S. Ionescu: 29			J. Jones: 11			S. Ionescu: 8			PHO	A. Thomas: 20			A. Thomas: 13			A. Thomas: 8		



## LIBERTY PLAYER TOTALS, SINGLE-GAME HIGHS



PLAYER	GP-GS	MIN	MPG	FG-ATT	FG%	3FG-ATT	3FG%	FT-FTA	FT%	OFF	DEF	TOT/AVG	AST	APG	PF-D	STL	SPG	TO	BLK	BPG	PTS	AVG
Ionescu, S.	25-25	784	31.4	162-402	.403	63-198	.318	106-115	.922	18	97	115/4.6	142	5.7	36-99	37	1.48	69	12	0.48	493	19.7
Stewart, B.	24-24	756	31.5	153-326	.469	14-68	.206	120-145	.828	23	134	157/6.5	93	3.9	46-120	34	1.42	51	33	1.38	440	18.3
Cloud, N.	25-25	722	28.9	89-209	.426	31-93	.333	46-50	.920	9	81	90/3.6	150	6.0	78-45	34	1.36	42	9	0.36	255	10.2
Burke, K.	24-6	524	21.8	70-141	.496	38-80	.475	24-32	.750	14	41	55/2.3	29	1.2	31-31	26	1.08	24	15	0.63	202	8.4
Jones, J.	14-14	346	24.7	64-142	.451	24-55	.436	39-49	.796	25	103	128/9.1	32	2.3	32-45	6	0.43	22	14	1.00	191	13.6
Johannès, M.	26-2	483	18.6	66-146	.452	44-116	.379	9-11	.818	10	46	56/2.2	37	1.4	29-10	17	0.65	33	7	0.27	185	7.1
Fiebich, L.	19-19	528	27.8	60-110	.545	28-60	.467	25-29	.862	10	66	76/4.0	26	1.4	48-25	18	0.95	27	12	0.63	173	9.1
Harrison, I.	23-1	249	10.8	47-87	.540	2-8	.250	21-30	.700	22	43	65/2.8	16	0.7	31-22	15	0.65	15	1	0.04	117	5.1
Gardner, R.	25-4	316	12.6	35-72	.486	11-28	.393	15-18	.833	18	29	47/1.9	14	0.6	42-15	13	0.52	12	5	0.20	96	3.8
Sabally, N.	15-10	291	19.4	35-71	.493	1-7	.143	17-25	.680	26	48	74/4.9	13	0.9	36-23	9	0.60	16	16	1.07	88	5.9
Sherrod, J.	18-0	104	5.8	6-20	.300	3-11	.273	7-9	.778	2	9	11/0.6	10	0.6	17-12	10	0.56	11	0	0.00	22	1.2
Talbot, S.	5-0	67	13.4	6-14	.429	1-7	.143	2-5	.400	3	13	16/3.2	6	1.2	9-3	4	0.80	7	4	0.80	15	3.0
Davis, M.	9-0	31	3.4	1-4	.250	0-3	.000	6-7	.857	1	4	5/0.6	1	0.1	2-4	0	0.00	3	1	0.11	8	0.9
LIBERTY	26	5,193	199.7	794-1,744	.455	260-734	.354	437-525	.832	181	714	895/34.4	569	21.9	437-454	223	8.58	332	129	4.96	2,285	87.9
OPPONENTS	26	5,193	199.7	781-1,855	.421	231-711	.325	323-439	.736	254	688	942/36.2	537	20.7	454-437	176	6.77	364	86	3.31	2,116	81.4
PLAYER		MIN	FG	ATT	FG%	3FG	ATT	3FG%	FT	FTA	FT%	OFF	DEF	TOT	AST	PF	FD	STL	TO	BLK	PTS	
Davis, M.		8 (2)	1	1 (4)	1.000	--	1 (3)	--	2 (2)	2 (3)	1.000 (3)	1	2	2 (2)	1	1 (2)	1 (4)	--	2	1	3	
Sherrod, J.		18	2 (2)	5	1.000	1 (3)	3 (2)	1.000	3	3 (2)	1.000 (3)	1 (2)	3	3	3	3 (2)	4	3	2 (3)	--	8	
Gardner, R.		34	5	10	1.000 (3)	2 (2)	5	1.000 (4)	4	4	1.000 (5)	3	4 (2)	5 (2)	4	5	2 (5)	2 (3)	2	1 (5)	12	
Sabally, N.		31	6	12	1.000 (2)	1	3	.500	4	7	1.000 (5)	4 (2)	7 (2)	9 (3)	3	5	5	4	3 (3)	4	16	
Cloud, N.		35	8 (3)	17	1.000	4	7 (2)	1.000 (2)	6	6 (3)	1.000 (11)	2	6 (2)	7	10 (2)	5 (3)	4 (3)	5	6	2 (3)	23	
Fiebich, L.		34	8	11	.889	4	6	1.000	5	6	1.000 (10)	3	8 (2)	9 (2)	6	4 (4)	4	3	5	3 (3)	21	
Ionescu, S.		38	12 (2)	23	.667	6	15	.667	9 (2)	10	1.000 (17)	3	7 (2)	9	9 (2)	4	7	4 (2)	7	2 (3)	34 (2)	
Harrison, I.		21	7	10	.833	1 (2)	2	1.000	4	6	1.000 (3)	3 (2)	5 (2)	6 (3)	2 (4)	5	4	3 (2)	2 (6)	1	15	
Burke, K.		32	6 (2)	14	1.000	4 (4)	9	1.000 (5)	4	4 (3)	1.000 (7)	4	6	7	4	5	4	6	4	3	20	
Johannès, M.		36	7	13	1.000	6	11	1.000	3 (2)	4	1.000 (2)	2 (2)	5	6	6	3	2 (2)	4	4 (2)	1 (7)	18	
Stewart, B.		38	11	19 (2)	.800	3	6	1.000	15	19	1.000 (9)	4	11	14	7 (3)	4 (3)	16	3 (6)	6	4	35	
Jones, J.		36	9	16	1.000	3 (3)	7	1.000	9	9	1.000 (5)	4 (4)	15	18	6	5	6	2	3 (3)	4	26	
Talbot, S.		28	5	7	1.000	3	5	1.000	3	4	.750	2	6	6 (3)	3 (2)	3 (2)	2 (2)	2	4	3	13	
	LIBERTY	200 (26)	37 (2)	78	.623	19 (2)	38	.594	25	32	.955	13	37 (2)	50	30 (2)	23	25	14	20	9 (2)	100	
	OPPONENTS	200 (26)	41	82 (2)	.529	18	39	.486	22	28	1.000	15 (3)	37	58	30	25	23	13 (2)	23	8	106	



# QUARTER & HALF SCORING BREAKDOWN



				NYL			OPP			NYL			OPP			NYL			OPP			NYL			OPP		
DATE	OPPONENT	OVERALL REC	W/L	1ST	1ST	POINT DIFF.	2ND	2ND	POINT DIFF.	3RD	3RD	POINT DIFF.	4TH	4TH	POINT DIFF.	1ST	1ST	POINT DIFF.	2ND	2ND	POINT DIFF.	3RD	3RD	POINT DIFF.	4TH	4TH	POINT DIFF.
5/17	Las Vegas	1-0	W	19	20	-1	28	13	15	16	25	-9	29	20	9												
5/22	at Chicago	2-0	W	28	23	5	25	9	16	22	22	0	24	20	4												
5/24	at Indiana	3-0	W	30	29	1	25	17	8	13	30	-17	22	12	10												
5/27	Golden State	4-0	W	27	10	17	21	19	2	19	22	-3	28	16	12												
5/29	Golden State	5-0	W	20	18	2	17	19	-2	20	19	1	25	21	4												
5/30	at Washington	6-0	W	27	17	10	17	15	2	22	16	6	19	15	4												
6/1	Connecticut	7-0	W	31	13	18	29	15	14	30	8	22	10	16	-6												
6/5	at Washington	8-0	W	17	22	-5	32	12	20	24	23	1	13	21	-8												
6/10	Chicago	9-0	W	26	15	11	26	17	9	18	10	8	15	24	-9												
6/14	at Indiana	9-1	L	26	24	2	24	29	-5	21	27	-6	17	22	-5												
6/17	Atlanta	10-1	W	24	20	4	16	23	-7	20	25	-5	26	13	13												
6/19	Phoenix	10-2	L	17	15	2	21	26	-5	27	23	4	16	25	-9												
6/22	at Seattle	10-3	L	22	22	0	20	21	-1	19	25	-6	18	21	-3												
6/25	at Golden State	11-3	W	29	32	-3	17	11	6	18	18	0	17	17	0												
6/27	at Phoenix	11-4	L	19	28	-9	24	33	-9	27	27	0	21	18	3												
6/29	at Atlanta	11-5	L	19	29	-10	15	18	-3	19	16	3	28	27	1												
7/3	Los Angeles	12-5	W	21	20	1	16	21	-5	32	18	14	20	20	0												
7/6	Seattle	12-6	L	18	22	-4	26	19	7	6	22	-16	20	16	4												
7/8	Las Vegas	13-6	W	19	16	3	21	26	-5	22	18	4	25	18	7												
7/13	Atlanta	14-6	W	13	26	-13	18	16	2	24	11	13	24	19	5												
7/16	Indiana	15-6	W	32	24	8	21	14	7	21	19	2	24	20	4												
7/22	Indiana	16-6	W	23	22	1	19	24	-5	27	21	6	29	17	12												
7/25	Phoenix	17-6	W	23	27	-4	23	19	4	21	13	8	22	17	5												
7/26	Los Angeles	17-7	L	20	35	-15	25	23	2	24	16	8	30	27	3												
7/28	at Dallas	17-8	L	19	31	-12	17	32	-15	26	22	4	20	7	13												
7/30	at Minnesota	17-9	L	24	24	0	18	27	-9	20	17	3	31	32	-1												
8/1	at Connecticut	--	--	--	--	--	--	--	--	--	--	--	--	--	--												
8/3	at Connecticut	--	--	--	--	--	--	--	--	--	--	--	--	--	--												
8/5	Dallas	--	--	--	--	--	--	--	--	--	--	--	--	--	--												
8/8	at Dallas	--	--	--	--	--	--	--	--	--	--	--	--	--	--												
8/10	Minnesota	--	--	--	--	--	--	--	--	--	--	--	--	--	--												
8/12	at Los Angeles	--	--	--	--	--	--	--	--	--	--	--	--	--	--												
8/13	at Las Vegas	--	--	--	--	--	--	--	--	--	--	--	--	--	--												
8/16	at Minnesota	--	--	--	--	--	--	--	--	--	--	--	--	--	--												
8/19	Minnesota	--	--	--	--	--	--	--	--	--	--	--	--	--	--												
8/21	Chicago	--	--	--	--	--	--	--	--	--	--	--	--	--	--												
8/23	at Atlanta	--	--	--	--	--	--	--	--	--	--	--	--	--	--												
8/25	Connecticut	--	--	--	--	--	--	--	--	--	--	--	--	--	--												
8/28	Washington	--	--	--	--	--	--	--	--	--	--	--	--	--	--												
8/30	at Phoenix	--	--	--	--	--	--	--	--	--	--	--	--	--	--												
9/2	at Golden State	--	--	--	--	--	--	--	--	--	--	--	--	--	--												
9/5	at Seattle	--	--	--	--	--	--	--	--	--	--	--	--	--	--												
9/9	Washington	--	--	--	--	--	--	--	--	--	--	--	--	--	--												
9/11	at Chicago	--	--	--	--	--	--	--	--	--	--	--	--	--	--												
2025-26 TOTALS		17-9	--	593	584	9	561	518	43	558	513	45	573	501	72												
AVG/GAME		--	--	22.8	22.5	0.3	21.6	19.9	1.7	21.5	19.7	1.7	22.0	19.3	2.8												

NYL	OPP		NYL	OPP		NYL	OPP	NYL	OPP					
DATE	OPPONENT	OVERALL REC	W/L	1ST HALF	1ST HALF	POINT DIFF.	2ND HALF	2ND HALF	POINT DIFF.		BIGGEST LEAD	BIGGEST LEAD	TOTAL	TOTAL
5/17	Las Vegas	1-0	W	47	33	14	45	45	0	17	2	92	78	
5/22	at Chicago	2-0	W	53	32	21	46	42	4	31	3	99	74	
5/24	at Indiana	3-0	W	55	46	9	35	42	-7	15	12	90	88	
5/27	Golden State	4-0	W	48	29	19	47	38	9	33	0	95	67	
5/29	Golden State	5-0	W	37	37	0	45	40	5	6	4	82	77	
5/30	at Washington	6-0	W	44	32	12	41	31	10	22	2	85	63	
6/1	Connecticut	7-0	W	60	28	32	40	24	16	57	0	100	52	
6/5	at Washington	8-0	W	49	34	15	37	44	-7	16	6	86	78	
6/10	Chicago	9-0	W	52	32	20	33	34	-1	34	0	85	66	
6/14	at Indiana	9-1	L	50	53	-3	38	49	-11	11	16	88	102	
6/17	Atlanta	10-1	W	40	43	-3	46	38	8	5	17	86	81	
6/19	Phoenix	10-2	L	38	41	-3	43	48	-5	6	10	81	89	
6/22	at Seattle	10-3	L	42	43	-1	37	46	-9	5	10	79	89	
6/25	at Golden State	11-3	W	46	43	3	35	35	0	6	6	81	78	
6/27	at Phoenix	11-4	L	43	61	-18	48	45	3	2	19	91	106	
6/29	at Atlanta	11-5	L	34	47	-13	47	43	4	1	20	81	90	
7/3	Los Angeles	12-5	W	37	41	-4	52	38	14	13	11	89	79	
7/6	Seattle	12-6	L	44	41	3	26	38	-12	5	19	70	79	
7/8	Las Vegas	13-6	W	40	42	-2	47	36	11	9	7	87	78	
7/13	Atlanta	14-6	W	31	42	-11	48	30	18	10	19	79	72	
7/16	Indiana	15-6	W	53	38	15	45	39	6	27	2	98	77	
7/22	Indiana	16-6	W	42	46	-4	56	38	18	14	8	98	84	
7/25	Phoenix	17-6	W	46	46	0	43	30	13	18	12	89	76	
7/26	Los Angeles	17-7	L	45	58	-13	54	43	11	4	15	99	101	
7/28	at Dallas	17-8	L	36	63	-27	46	29	17	0	30	82	92	
7/30	at Minnesota	17-9	L	42	51	-9	51	49	2	8	15	93	100	
8/1	at Connecticut	--	--	--	--	--	--	--	--	--	--	--	--	
8/3	at Connecticut	--	--	--	--	--	--	--	--	--	--	--	--	
8/5	Dallas	--	--	--	--	--	--	--	--	--	--	--	--	
8/8	at Dallas	--	--	--	--	--	--	--	--	--	--	--	--	
8/10	Minnesota	--	--	--	--	--	--	--	--	--	--	--	--	
8/12	at Los Angeles	--	--	--	--	--	--	--	--	--	--	--	--	
8/13	at Las Vegas	--	--	--	--	--	--	--	--	--	--	--	--	
8/16	at Minnesota	--	--	--	--	--	--	--	--	--	--	--	--	
8/19	Minnesota	--	--	--	--	--	--	--	--	--	--	--	--	
8/21	Chicago	--	--	--	--	--	--	--	--	--	--	--	--	
8/23	at Atlanta	--	--	--	--	--	--	--	--	--	--	--	--	
8/25	Connecticut	--	--	--	--	--	--	--	--	--	--	--	--	
8/28	Washington	--	--	--	--	--	--	--	--	--	--	--	--	
8/30	at Phoenix	--	--	--	--	--	--	--	--	--	--	--	--	
9/2	at Golden State	--	--	--	--	--	--	--	--	--	--	--	--	
9/5	at Seattle	--	--	--	--	--	--	--	--	--	--	--	--	
9/9	Washington	--	--	--	--	--	--	--	--	--	--	--	--	
9/11	at Chicago	--	--	--	--	--	--	--	--	--	--	--	--	
2025-26 TOTALS		17-9	--	1,154	1,102	52	1,131	1,014	117	375	265	2,285	2,116	
AVG/GAME		--	--	44.4	42.4	2.0	43.5	39.0	4.5	14.4	10.2	87.9	81.4	



# STARTING LINEUPS AND RECORDS



LIBERTY RECORD WHEN...	OVERALL	HOME	ROAD	NUMBER OF TIMES RECORDING	POINTS			REB	AST	BLK	STL	DD	TD
					10+	20+	30+	10+	10+	3+	3+		
Outrebounding opponent	7-0	6-0	1-0	Kennedy Burke	10	1	--	--	--	1	3	--	--
Outrebounded by opponent	10-9	6-3	4-6	Natasha Cloud	12	4	--	--	2	--	3	--	--
Tied in Rebounding	0-0	0-0	0-0	Marquesha Davis	--	--	--	--	--	--	--	--	--
				Leonie Fiebich	8	1	--	--	--	3	1	--	--
Shooting better than opponent	13-2	10-1	3-1	Rebekah Gardner	3	--	--	--	--	--	--	--	--
Shooting worse than opponent	4-7	2-2	2-5	Isabelle Harrison	4	--	--	--	--	--	2	--	--
Shooting same than opponent	0-0	0-0	0-0	Sabrina Ionescu	21	12	4	--	--	--	4	--	--
				Marine Johannès	8	--	--	--	--	--	2	--	--
More FTM than opponent	11-6	7-2	4-4	Jonquel Jones	12	2	--	7	--	1	--	7	--
Less FTM than opponent	5-1	5-1	0-0	Nyara Sabally	2	--	--	--	--	2	1	--	--
Same FTM than opponent	1-2	0-0	1-2	Jaylyn Sherrod	--	--	--	--	--	--	1	--	--
				Breanna Stewart	21	10	1	5	--	3	6	5	--
More 3FGM than opponent	12-3	9-2	3-1	Stephanie Talbot	1	--	--	--	--	1	--	--	--
Less 3FGM than opponent	2-4	2-1	0-3										
Same 3FGM than opponent	3-2	1-0	2-2										
More assists than opponent	10-0	8-0	2-0										
Less assists than opponent	6-9	3-3	3-6										
Same assists than opponent	1-0	1-0	0-0										
More turnovers than opponent	3-4	2-2	1-2										
Less turnovers than opponent	10-3	6-1	4-2										
Same turnovers than opponent	4-2	4-0	0-2										
Bench outscores opponent bench	10-4	7-2	3-2										
Opponent bench outscores NYL	6-4	5-1	1-3										
Bench scoring equal	1-1	0-0	1-1										
Scoring less than 80 points	1-2	1-1	0-1										
Scoring between 80-89 points	9-4	6-1	3-3										
Scoring between 90-99 points	6-3	4-1	2-2										
Scoring between 100-109	1-0	1-0	0-0										
Scoring 110 or more points	0-0	0-0	0-0										
Opponent scores less than 80	14-1	10-1	4-0										
Opponent scores between 80-89	3-2	2-1	1-1										
Opponent scores between 90-99	0-2	0-0	0-2										
Opponent scores between 100-109	0-4	0-1	0-3										
Opponent scores 110 or more	0-0	0-0	0-0										

## NUMBER OF TIMES LEADING TEAM IN . . . (INCLUDES TIES)

	PTS	REB	AST	BLK	STL	MIN
Kennedy Burke	--	--	--	4	5	--
Natasha Cloud	2	--	17	3	7	3
Marquesha Davis	--	--	--	1	--	--
Leonie Fiebich	1	2	--	3	3	--
Rebekah Gardner	--	--	--	3	1	--
Isabelle Harrison	--	--	--	1	3	--
Sabrina Ionescu	10	2	10	6	8	9
Marine Johannès	--	--	--	3	3	--
Jonquel Jones	3	12	--	5	1	1
Nyara Sabally	--	4	--	5	1	--
Jaylyn Sherrod	--	--	--	1	2	--
Breanna Stewart	10	8	1	10	8	13
Stephanie Talbot	--	--	--	2	1	--

## STARTING LINEUPS

LAST USED	GAME	FORWARD	FORWARD	CENTER	GUARD	GUARD	RECORD
6/14/25	at Fever	Burke, K.	Stewart, B.	Sabally, N.	Ionescu, S.	Cloud, N.	0-1
6/17/25	vs. Dream	Stewart, B.	Sabally, N.	Jones, J.	Ionescu, S.	Cloud, N.	1-0
6/19/25	vs. Mercury	Burke, K.	Stewart, B.	Jones, J.	Ionescu, S.	Cloud, N.	0-1
6/22/25	at Storm	Gardner, R.	Stewart, B.	Sabally, N.	Johannès, M.	Cloud, N.	0-1
6/29/25	at Dream	Gardner, R.	Stewart, B.	Sabally, N.	Ionescu, S.	Cloud, N.	1-2
7/6/25	vs. Storm	Fiebich, L.	Burke, K.	Stewart, B.	Ionescu, S.	Cloud, N.	2-1
7/8/25	vs. Aces	Burke, K.	Stewart, B.	Sabally, N.	Fiebich, L.	Ionescu, S.	1-0
7/16/25	vs. Fever	Fiebich, L.	Stewart, B.	Sabally, N.	Ionescu, S.	Cloud, N.	3-0
7/26/25	vs. Sparks	Fiebich, L.	Stewart, B.	Jones, J.	Ionescu, S.	Cloud, N.	9-1
7/28/25	at Wings	Fiebich, L.	Harrison, I.	Jones, J.	Ionescu, S.	Cloud, N.	0-1
7/30/25	at Lynx	Johannès, M.	Fiebich, L.	Jones, J.	Ionescu, S.	Cloud, N.	0-1





## TEAM RECORD

	RECORD	HOME	ROAD	OT
OVERALL	17-9	12-3	5-6	--
EASTERN	10-2	6-0	4-2	--
WESTERN	7-7	6-3	1-4	--

## TEAM RECORD - BY TEAM

	RECORD	HOME	ROAD	OT
OVERALL	17-9	12-3	5-6	--
ATLANTA	2-1	2-0	0-1	--
CHICAGO	2-0	1-0	1-0	--
CONNECTICUT	1-0	1-0	--	--
DALLAS	0-1	--	0-1	--
GOLDEN STATE	3-0	2-0	1-0	--
INDIANA	3-1	2-0	1-1	--
LAS VEGAS	2-0	2-0	--	--
LOS ANGELES	1-1	1-1	--	--
MINNESOTA	0-1	--	0-1	--
PHOENIX	1-2	1-1	0-1	--
SEATTLE	0-2	0-1	0-1	--
WASHINGTON	2-0	--	2-0	--

## HEAD COACH: SANDY BRONDELLO

	TENURE	WON	LOSS	PCT.
OVERALL:		170	102	.625
W/ CLUB:		97	45	.683

## AFTER 26 GAMES: W17, L9

MARGIN	1	2	3	4	5	6	7	8	9	10	11	12	13	14	15	16	17	18	19	20	21	22	23	24	25
Won By:	1	1		2			1	1	1	1			1	2					1		1	1			1
Lost By:		1					1	1	2	2				1	1										

MARGIN	26	27	28	29	30	31	32	33	34	35	36	37	38	39	40	41	42	43	44	45	46	47	48	49	50+
Won By:			1																					1	
Lost By:																									

AT START OF:	OVERALL	HOME	ROAD	FG%:	OVERALL	HOME	ROAD
2nd-Ahead:	12-2	9-1	3-1	-44%	9-4	6-2	3-2
-Behind:	5-5	3-2	2-3	45-49%	3-3	2-0	1-3
-Tied:	0-2	0-0	0-2	50-54%	2-2	2-1	0-1
3rd-Ahead:	10-1	5-1	5-0	55-59%	2-0	1-0	1-0
-Behind:	5-8	5-2	0-6	+60%	1-0	1-0	0-0
-Tied:	2-0	2-0	0-0				
4th-Ahead:	15-1	11-1	4-0				
-Behind:	2-8	1-2	1-6				
-Tied:	0-0	0-0	0-0				



# PLAYER AND TEAM SUPERLATIVES



NEW YORK LIBERTY			OPPONENTS		
Points	35	Breanna Stewart vs. PHO 06/19/2025	32	Caitlin Clark at IND 06/14/2025	
Points in a Quarter	18	Breanna Stewart (3rd) vs. PHO 06/19/2025	17	Rickea Jackson (1st) vs. LAS 07/26/2025	
Points in a Half	21	Sabrina Ionescu (2nd) at MIN 07/30/2025	25	Caitlin Clark (1st) at IND 06/14/2025	
Field Goals	12	Sabrina Ionescu vs. LAS 07/26/2025	12	Nneka Ogumike at SEA 06/22/2025	
	12	Sabrina Ionescu vs. ATL 06/17/2025	12	Aliyah Boston at IND 05/24/2025	
Field Goal Attempts	23	Sabrina Ionescu vs. LVA 07/08/2025	22	A'ja Wilson vs. LVA 05/17/2025	
Field Goal Percentage	1.000	Stephanie Talbot (4-4) at DAL 07/28/2025	1.000	Temi Fágbenlé (5-5) vs. GSV 05/27/2025	
	1.000	Nyara Sabally (4-4) vs. CHI 06/10/2025			
3-PT Field Goal	6	Sabrina Ionescu vs. GSV 05/29/2025	7	Satou Sabally at PHO 06/27/2025	
	6	Marine Johannès vs. GSV 05/27/2025	7	Caitlin Clark at IND 06/14/2025	
3-PT FG Attempts	15	Sabrina Ionescu vs. GSV 05/29/2025	14	Caitlin Clark at IND 06/14/2025	
3-PT FG Percentage	1.000	Kennedy Burke (4-4) at WAS 06/05/2025	1.000	Michaela Onyenwere (2-2) vs. CHI 06/10/2025	
	1.000	Kennedy Burke (4-4) at CHI 05/22/2025	1.000	Lexie Hull (2-2) at IND 05/24/2025	
			1.000	Dana Evans (2-2) vs. LVA 05/17/2025	
Free Throws	15	Breanna Stewart vs. GSV 05/29/2025	9	Allisha Gray vs. ATL 07/13/2025	
			9	Kelsey Plum vs. LAS 07/03/2025	
			9	Brittney Sykes at WAS 05/30/2025	
Free Throw Attempts	19	Breanna Stewart vs. GSV 05/29/2025	15	Allisha Gray vs. ATL 07/13/2025	
Free Throw Percentage	1.000	Jonquel Jones (9-9) vs. PHO 07/25/2025	1.000	Jordin Canada (8-8) vs. ATL 07/13/2025	
	1.000	Sabrina Ionescu (9-9) vs. PHO 06/19/2025	1.000	A'ja Wilson (8-8) vs. LVA 05/17/2025	
Offensive Rebounds	4	Jonquel Jones vs. PHO 07/25/2025	8	Angel Reese at CHI 05/22/2025	
	4	Breanna Stewart vs. LAS 07/03/2025			
	4	Kennedy Burke at GSV 06/25/2025			
	4	Jonquel Jones vs. ATL 06/17/2025			
	4	Nyara Sabally at IND 06/14/2025			
	4	Jonquel Jones vs. GSV 05/27/2025			
	4	Jonquel Jones at IND 05/24/2025			
	4	Nyara Sabally vs. LVA 05/17/2025			
Defensive Rebounds	15	Jonquel Jones at WAS 05/30/2025	14	A'ja Wilson vs. LVA 05/17/2025	
Total Rebounds	18	Jonquel Jones at WAS 05/30/2025	16	A'ja Wilson vs. LVA 05/17/2025	
Assists	10	Natasha Cloud vs. PHO 06/19/2025	15	Alyssa Thomas at PHO 06/27/2025	
	10	Natasha Cloud vs. GSV 05/27/2025			
Steals	6	Kennedy Burke vs. LVA 07/08/2025	4	Gabby Williams at SEA 06/22/2025	
			4	Kayla Thornton vs. GSV 05/27/2025	
Blocks	4	Breanna Stewart vs. IND 07/16/2025	4	Azurá Stevens vs. LAS 07/03/2025	
	4	Nyara Sabally vs. ATL 07/13/2025			
	4	Jonquel Jones at CHI 05/22/2025			
Minutes	38:16	Sabrina Ionescu vs. ATL 06/17/2025	39:12	Rhyne Howard vs. ATL 06/17/2025	
Points in Paint	20	Breanna Stewart vs. IND 07/16/2025	22	Aliyah Boston at IND 05/24/2025	
Second Chance Points	11	Jonquel Jones vs. PHO 07/25/2025	8	Kayla McBride at MIN 07/30/2025	
			8	Sami Whitcomb vs. PHO 06/19/2025	
Fast Break Points	14	Sabrina Ionescu at IND 06/14/2025	7	Arike Ogunbowale at DAL 07/28/2025	
			7	Kayla Thornton vs. GSV 05/27/2025	

LIBERTY HIGHS	LIBERTY LOWS	CATEGORY	OPPONENTS HIGHS	OPPONENTS LOWS
100 vs. CON 06/01/2025	70 vs. SEA 07/06/2025	Points	106 at PHO 06/27/2025	52 vs. CON 06/01/2025
32 vs. IND 07/16/2025	13 vs. ATL 07/13/2025	Points/1st Qtr.	35 vs. LAS 07/26/2025	10 vs. GSV 05/27/2025
32 at WAS 06/05/2025	15 at ATL 06/29/2025	Points/2nd Qtr.	33 at PHO 06/27/2025	9 at CHI 05/22/2025
60 vs. CON 06/01/2025	31 vs. ATL 07/13/2025	Points/1st Half	63 at DAL 07/28/2025	28 vs. CON 06/01/2025
32 vs. LAS 07/03/2025	6 vs. SEA 07/06/2025	Points/3rd Qtr.	30 at IND 05/24/2025	8 vs. CON 06/01/2025
31 at MIN 07/30/2025	10 vs. CON 06/01/2025	Points/4th Qtr.	32 at MIN 07/30/2025	7 at DAL 07/28/2025
56 vs. IND 07/22/2025	26 vs. SEA 07/06/2025	Points/2nd Half	49 (2) at MIN 07/30/2025	24 vs. CON 06/01/2025
37 (2) vs. IND 07/16/2025	23 vs. GSV 05/29/2025	Field Goals	41 at PHO 06/27/2025	19 vs. CON 06/01/2025
78 vs. ATL 07/13/2025	53 vs. CON 06/01/2025	Field Goal Attempts	82 (2) at SEA 06/22/2025	56 vs. LAS 07/03/2025
.623 vs. CON 06/01/2025	.353 vs. SEA 07/06/2025	Field Goal Percentage	.529 at ATL 06/29/2025	.284 at WAS 05/30/2025
19 (2) vs. CON 06/01/2025	4 vs. LVA 05/17/2025	3-PT Field Goal	18 at PHO 06/27/2025	4 (2) at ATL 06/29/2025
38 at WAS 05/30/2025	18 at PHO 06/27/2025	3-PT FG Attempts	39 at PHO 06/27/2025	16 at WAS 05/30/2025
.594 vs. CON 06/01/2025	.190 vs. LVA 05/17/2025	3-PT FG Percentage	.486 at IND 06/14/2025	.211 at ATL 06/29/2025
25 at IND 05/24/2025	7 vs. GSV 05/27/2025	Free Throws	22 vs. PHO 06/19/2025	4 vs. CHI 06/10/2025
32 at IND 05/24/2025	11 (3) vs. IND 07/16/2025	Free Throw Attempts	28 vs. ATL 07/13/2025	7 (2) at PHO 06/27/2025
.955 vs. PHO 07/25/2025	.538 vs. GSV 05/27/2025	Free Throw Percentage	1.000 vs. ATL 06/17/2025	.520 at CHI 05/22/2025
13 at GSV 06/25/2025	2 (2) vs. IND 07/16/2025	Offensive Rebounds	15 (3) vs. PHO 06/19/2025	4 vs. LAS 07/03/2025
37 (2) at WAS 05/30/2025	23 vs. LAS 07/03/2025	Defensive Rebounds	37 vs. ATL 07/13/2025	16 vs. CON 06/01/2025
46 at WAS 05/30/2025	28 at CHI 05/22/2025	Total Rebounds	47 vs. ATL 07/13/2025	26 vs. CON 06/01/2025
30 (2) vs. IND 07/16/2025	15 at WAS 06/05/2025	Assists	30 at PHO 06/27/2025	11 vs. CON 06/01/2025
14 vs. GSV 05/27/2025	5 at GSV 06/25/2025	Steals	13 (2) vs. IND 07/22/2025	2 vs. LVA 07/08/2025
13 (26) vs. PHO 06/19/2025	13 (26) vs. PHO 06/19/2025	Team Fouls	14 (26) vs. LVA 07/08/2025	14 (26) vs. LVA 07/08/2025
23 at WAS 06/05/2025	10 at PHO 06/27/2025	Personal Fouls	25 at IND 05/24/2025	11 vs. CHI 06/10/2025
20 at SEA 06/22/2025	6 (2) vs. ATL 07/13/2025	Turnovers	23 at CHI 05/22/2025	10 (7) at MIN 07/30/2025
9 (2) vs. IND 07/16/2025	0 at PHO 06/27/2025	Blocks	8 vs. ATL 07/13/2025	0 (2) vs. LAS 07/26/2025
56 vs. LVA 05/17/2025	18 vs. GSV 05/29/2025	Points in Paint	62 at ATL 06/29/2025	14 vs. CON 06/01/2025
21 vs. PHO 07/25/2025	0 (3) vs. IND 07/16/2025	Second Chance Points	26 vs. PHO 06/19/2025	4 vs. LAS 07/03/2025
29 vs. CON 06/01/2025	6 (2) vs. ATL 07/13/2025	Fast Break Points	19 at IND 06/14/2025	0 at WAS 06/05/2025
57 vs. CON 06/01/2025	0 at DAL 07/28/2025	Biggest Lead	30 at DAL 07/28/2025	0 (3) vs. CHI 06/10/2025
37 vs. GSV 05/27/2025	4 vs. ATL 06/17/2025	Bench Points	41 at CHI 05/22/2025	7 (2) vs. IND 07/22/2025
32 vs. GSV 05/27/2025	9 (2) at DAL 07/28/2025	Points Off Turnovers	24 (3) at DAL 07/28/2025	6 vs. ATL 07/13/2025





## BY LIBERTY

## BY OPPONENT

AN INDIVIDUAL...		
38 PTS, Breanna Stewart: (NYL L, 79-88) vs. Minnesota, 09/15/24	Scored 30+ points	30 PTS, Layshia Clarendon: (NYL W, 96-89) vs. Los Angeles, 09/07/23
40 PTS, Breanna Stewart: (NYL W, 94-93) @ Dallas, 09/05/23	Scored 40+ points	53 PTS, Liz Cambage: (NYL L, 87-104) @ Dallas, 07/17/18
* Never Has Happened *	Scored 50+ points	53 PTS, Liz Cambage: (NYL L, 87-104) @ Dallas, 07/17/18
18 REB, Breanna Stewart: (NYL L, 79-88) vs. Minnesota, 09/15/24	Had 15+ Rebounds	16 REB, Angel Reese: (NYL W, 81-67) @ Chicago, 07/13/24
21 REB, Amanda Zahui B: (NYL L, 63-80) @ Las Vegas, 08/29/20	Had 20+ Rebounds	21 REB, Sylvia Fowles: (NYL W, 57-54) vs. Chicago, 07/11/10
16 AST, Sabrina Ionescu: (NYL W, 89-69) vs. Phoenix, 07/31/22	Had 15+ assists	16 AST, Courtney Vandersloot: (NYL W, 93-85) @ Chicago, 05/23/21
5 BLK, Jonquel Jones: (NYL W, 77-70) vs. Seattle, 09/05/24	Had 5+ Blocks	5 BLK, Shakira Austin: (NYL W, 85-80) @ Washington, 05/14/24
5 STL, Breanna Stewart: (NYL L, 93-99) @ Phoenix, 06/18/24	Had 5+ Steals	5 STL, DiJonai Carrington: (NYL W, 82-74) vs. Connecticut, 07/16/24
12 FGM, Breanna Stewart: (NYL L, 79-88) vs. Minnesota, 09/15/24	Made 10+ Field Goals	11 FGM, Skylar Diggins: (NYL W, 98-85) @ Seattle, 08/30/24
15 FGM, Breanna Stewart: (NYL W, 100-89) @ Indiana, 08/13/23	Made 15+ Field Goals	17 FGM, Liz Cambage: (NYL L, 87-104) @ Dallas, 07/17/18
7 3FGM, Sabrina Ionescu: (NYL L, 83-88) vs. Minnesota, 07/28/23	Made 7+ 3-Pointers	7 3FGM, Jewell Loyd: (NYL L, 83-99) vs. Seattle, 08/20/21
12 3FGM, Sabrina Ionescu: (NYL L, 79-88) vs. Minnesota, 09/15/24	10+ 3-Pointer Attempts	10 3FGM, Kelsey Plum: (NYL W, 75-71) vs. Las Vegas, 09/08/24
15 FTM, Kia Nurse: (NYL W, 98-92) @ Los Angeles, 06/15/19	Made 15+ Free Throws	15 FTM, Breanna Stewart: (NYL L, 71-79 (OT)) @ Seattle, 05/27/22
5 TO, Jonquel Jones: (NYL W, 98-85) @ Seattle, 08/30/24	5+ Turnovers	7 TO/6 TO, Brittney Griner/Natasha Cloud: (NYL W, 84-70) @ Phoenix, 08/26/24
11 FGM/10 FGM, Han Xu/Sabrina Ionescu: (NYL W, 116-107) @ Las Vegas, 07/06/22	Two Players with 10+ Field Goals Made	11 FGM/10 FGM, Brittney Griner/Skylar Diggins-Smith: (NYL L, 79-106) vs. Phoenix, 08/25/21
5 3FGM/5 3FGM, Marine Johannès/Sabrina Ionescu: (NYL W, 89-77) @ Atlanta, 06/24/22	Two Players with 5+ 3-Pointers Made	* Never Has Happened *
Breanna Stewart (33 PTS)/Sabrina Ionescu (24 PTS)/Kayla Thornton (20 PTS): (NYL W, 98-88) vs. Los Angeles, 06/22/24	Three Players with 20+ Points	Kelsey Plum (27 PTS)/A'ja Wilson (23 PTS)/Jackie Young (23 PTS): (NYL L, 101-107) vs. Las Vegas, 07/12/22
12 PTS, 12 REB, 12 AST, Sabrina Ionescu: (NYL W, 86-82) vs. Seattle, 07/25/23	Had a triple-double	19 PTS, 12 REB, 13 AST, Caitlin Clark: (NYL L, 78-83) @ Indiana, 07/06/24
1st period, Sabrina Ionescu: (NYL W, 82-74) vs. Connecticut, 07/16/24	Had a four-point play	3rd period, Karlie Samuelson: (NYL W, 87-71) @ Washington, 09/17/24
A TEAM...		
.612 (41-67), (NYL W, 107-84) vs. Chicago, 07/15/18	Shot .600+ from the field	* Never Has Happened *
32 PTS, (NYL W, 99-67) @ Dallas, 09/12/24	Won by 20+ points	34 PTS, (NYL L, 74-108) vs. Las Vegas, 07/14/22
32 PTS, (NYL W, 99-67) @ Dallas, 09/12/24	Won by 30+ points	34 PTS, (NYL L, 74-108) vs. Las Vegas, 07/14/22
62 REB, (NYL L, 67-83) @ Phoenix, 09/05/20	Had 60+ rebounds	64 REB, (NYL L, 86-92 (OT)) vs. Indiana, 05/13/22
35 AST, (NYL W, 116-107) @ Las Vegas, 07/06/22	Had 35+ assists	* Never Has Happened *
33 AST, (NYL W, 105-91) @ Dallas, 09/10/24	Had 30+ assists	32 AST, (NYL L, 81-98) @ Las Vegas, 06/29/23
10 BLK, (NYL W, 77-70) vs. Seattle, 09/05/24	Had 10+ blocks	10 BLK, (NYL L, 76-103) @ Las Vegas, 06/17/21
16 STL, (NYL W, 81-66) @ Seattle, 07/02/23	Had 15+ steals	16 STL, (NYL L, 65-92) vs. Connecticut, 05/17/22
1st OT, (NYL W, 95-90 (OT)) @ Connecticut, 08/24/23	Overtime Win	1st OT, (NYL L, 81-92 (OT)) vs. Atlanta, 06/30/22
44 PTS (1st), (NYL W, 101-83) vs. Indiana, 07/23/23	40+ points scored in a quarter	42 PTS (4th), (NYL L, 92-101) @ Chicago, 08/07/19
73 PTS (2nd), (NYL L, 101-107) vs. Las Vegas, 07/12/22	70+ points scored in a half	71 PTS (1st), (NYL L, 74-108) vs. Las Vegas, 07/14/22
THE LIBERTY (SINGLE-SEASON)...		
8/30/2024 — 9/12/2024 (5)	Won 5 straight	--
6/30/2024 — 8/22/2024 (6)	Won 5 straight at home	--
7/10/2024 — 8/26/2024 (5)	Won 5 straight on road	--
8/20/2022 — 5/19/2023 (5)	Lost 5 straight	--
7/17/2018 — 8/19/2018 (13)	Lost 10 straight	--
7/25/2020 — 9/13/2020 (11)	Lost 5 straight at home	--
7/7/2022 — 8/8/2022 (6)	Lost 5 straight on road	--





TEAM TREND	TTL	LAST GAME	TEAM TREND	TTL	LAST GAME
<4 Liberty w/ 10+ pts	6-3	vs. ATL 7/13/25	Liberty shoot 50.0% or better	5-1	vs. IND 7/22/25
4+ Liberty w/ 10+ pts	11-6	@ MIN 7/30/25	Opp shoots 50.0% or better	0-3	vs. LAS 7/26/25
5+ Liberty w/ 10+ pts	6-2	@ MIN 7/30/25	Liberty shoot 45.0% or better	8-3	@ MIN 7/30/25
6+ Liberty w/ 10+ pts	1-1	vs. IND 7/22/25	Liberty shoot 44.0% or below	9-4	@ DAL 7/28/25
7+ Liberty w/ 10+ pts	0-0		Liberty shoot 40.0% or below	3-1	vs. ATL 7/13/25
8+ Liberty w/ 10+ pts	0-0		Opp shoots 45.0% or better	1-7	@ MIN 7/30/25
Liberty no 20+ pt scorer	3-3	@ DAL 7/28/25	Opp shoots 40.0% or below	8-0	vs. IND 7/16/25
Opp no 20+ pt scorer	10-1	vs. IND 7/16/25	Liberty w/10+ 3-pointers made	11-2	@ MIN 7/30/25
2+ Liberty w/20+ pt scorer	7-3	vs. LAS 7/26/25	Opp w/10+ 3-pointers made	7-4	@ MIN 7/30/25
2+ Opp w/20+ pt scorer	0-6	@ MIN 7/30/25	Liberty w/15+ 3-pointers made	2-0	vs. CON 6/1/25
3+ Liberty w/20+ pt scorer	0-0		Opp w/15+ 3-pointers made	0-3	@ MIN 7/30/25
3+ Opp w/20+ pt scorer	0-0		Liberty 3FG% 40.0% or better	6-0	vs. IND 7/22/25
Liberty w/30+ pt scorer	1-4	@ MIN 7/30/25	Opp 3FG% 40.0% or better	2-4	@ MIN 7/30/25
Opp w/30+ pt scorer	1-2	@ MIN 7/30/25	Liberty FT% 80.0 or better	14-5	vs. LAS 7/26/25
All 5 Starters w/10+ pts	1-0	vs. IND 7/22/25	Opp FT% 80.0 or better	8-3	@ DAL 7/28/25
Opp 5 Starters w/10+ pts	0-0		Liberty FT% below 70.0	1-0	vs. GSV 5/27/25
2+ reserves w/10+ pts	1-1	@ PHO 6/27/25	Opp FT% below 70.0	6-4	@ MIN 7/30/25
Opp 2+ reserves w/10+ pts	1-1	@ PHO 6/27/25	Liberty FTM >= Opp FTA	10-4	@ DAL 7/28/25
3+ reserves w/10+ pts	0-1	@ PHO 6/27/25	Opp FTM >= Liberty FTA	4-0	vs. IND 7/16/25
Opp 3+ reserves w/10+ pts	0-0		Liberty FG% >= Opp FG%	11-1	vs. PHO 7/25/25
Liberty <20 pts. in 1st qtr	4-5	@ DAL 7/28/25	Opp FG% >= Liberty FG%	3-6	@ DAL 7/28/25
Opp <20 pts. in 1st qtr	6-1	vs. LVA 7/8/25	Liberty w/30+ FTA	2-1	@ IND 6/14/25
Liberty w/30+ pts in 1st qtr	3-0	vs. IND 7/16/25	Opp w/30+ FTA	0-0	
Opp w/30+ pts in 1st qtr	1-2	@ DAL 7/28/25	Liberty w/20+ asts	12-5	@ MIN 7/30/25
Liberty under 50 pts 1st half	12-8	@ MIN 7/30/25	Opp w/20+ asts	7-9	@ MIN 7/30/25
Opp under 50 pts 1st half	17-4	vs. PHO 7/25/25	Liberty w/25+ asts	6-0	vs. IND 7/22/25
Liberty 50+ pts 1st half	5-1	vs. IND 7/16/25	Opp w/25+ asts	1-5	@ MIN 7/30/25
Opp 50+ pts 1st half	0-5	@ MIN 7/30/25	Liberty w/30+ asts	2-0	vs. IND 7/16/25
Liberty 60+ pts in 1st half	1-0	vs. CON 6/1/25	Opp w/30+ asts	0-1	@ PHO 6/27/25
Opp 60+ pts in 1st half	0-2	@ DAL 7/28/25	Liberty asts >= Opp asts	10-0	vs. IND 7/22/25
Liberty lead by 10+ pts	13-1	vs. PHO 7/25/25	Opp asts >= Liberty asts	6-9	@ MIN 7/30/25
Opp leads by 10+ pts	5-9	@ MIN 7/30/25	Liberty w/12 or fewer TOs	8-5	@ MIN 7/30/25
Games decided by 10+ points	10-4	@ DAL 7/28/25	Opp w/12 or fewer TOs	5-7	@ MIN 7/30/25
Games decided by 4-9 points	5-4	@ MIN 7/30/25	Liberty w/20+ TOs	0-1	@ SEA 6/22/25
Games decided by 3 or less points	2-1	vs. LAS 7/26/25	Opp w/20+ TOs	3-0	vs. CHI 6/10/25
Both teams score 100+ pts	0-0		Liberty TO >= Opp TO	3-4	@ DAL 7/28/25
Both teams under 100 pts	16-5	@ DAL 7/28/25	Opp TO >= Liberty TO	10-3	@ MIN 7/30/25
Liberty score under 100 pts	16-9	@ MIN 7/30/25	Liberty w/50+ REB	1-0	@ WAS 5/30/25
Opp scores under 100 pts	17-5	@ DAL 7/28/25	Opp w/50+ REB	3-0	vs. ATL 7/13/25
Liberty score 100+ pts	1-0	vs. CON 6/1/25	Liberty REB >= Opp REB	7-0	vs. PHO 7/25/25
Opp scores 100+ pts	0-4	@ MIN 7/30/25	Opp REB >= Liberty REB	10-9	@ MIN 7/30/25
Liberty score 110+ pts	0-0		Liberty w/10+ more REB than Opp	1-0	vs. ATL 6/17/25
Opp scores 110+ pts	0-0		Opp w/10+ more REB than NYL	4-4	@ MIN 7/30/25
Liberty tied or lead after the 3rd qtr	15-1	vs. PHO 7/25/25	Liberty w/10+ stls	7-1	vs. LVA 7/8/25
Liberty tied or lead at halftime	12-1	vs. PHO 7/25/25	Opp w/10+ stls	2-3	vs. IND 7/22/25
Liberty tied or lead after 1st qtr	12-4	@ MIN 7/30/25	2+ Liberty w/double-double	0-0	
Liberty trailing after the 3rd qtr	2-8	@ MIN 7/30/25	2+ Opp w/double-double	1-1	vs. LAS 7/26/25
Liberty trailing at halftime	5-8	@ MIN 7/30/25	3+ Liberty w/double-double	0-0	
Liberty trailing after 1st qtr	5-5	@ DAL 7/28/25	3+ Opp w/double-double	0-0	
1st game Back-to-Back	2-0	vs. PHO 7/25/25	Liberty PITP >= Opp PITP	11-3	@ MIN 7/30/25
2nd game Back-to-Back	1-1	vs. LAS 7/26/25	Opp PITP >= Liberty PITP	6-6	@ DAL 7/28/25
1st game after a win	12-5	vs. LAS 7/26/25	Liberty 2CP >= Opp 2CP	6-2	vs. PHO 7/25/25
1st game after a loss	4-4	@ MIN 7/30/25	Opp 2CP >= Liberty 2CP	10-6	@ MIN 7/30/25
On Monday	0-1	@ DAL 7/28/25	Liberty FB Pts >= Opp FB Pts	13-7	@ MIN 7/30/25
On Tuesday	5-0	vs. IND 7/22/25	Opp FB Pts >= Liberty FB Pts	3-2	@ DAL 7/28/25
On Wednesday	2-1	@ MIN 7/30/25	+3 Blocks	17-7	@ MIN 7/30/25
On Thursday	4-1	vs. LAS 7/3/25	+5 Blocks	13-4	@ DAL 7/28/25
On Friday	2-1	vs. PHO 7/25/25			
On Saturday	2-2	vs. LAS 7/26/25			
On Sunday	2-3	vs. ATL 7/13/25			
May	6-0	@ WAS 5/30/25			
June	5-5	@ ATL 6/29/25			
July	6-4	@ MIN 7/30/25			







DATE	OPPONENT	H-R	W-L	SCORE NYL-OPP	HOME RECORD	ROAD RECORD	TOTAL RECORD	LIBERTY HI SCORER	PT	LIBERTY HI REBR	RB	LIBERTY HI ASSISTS	AST	OPPONENT HI SCORER	PT	ATTEND
5/17	LVA	H	W	92-78	1-0	0-0	1-0	B. Stewart	25	J. Jones	10	N. Cloud	9	A. Wilson	31	17,344
5/22	at CHI	R	W	99-74	1-0	1-0	2-0	N. Cloud	18	J. Jones	7	N. Cloud	8	R. Banham	15	9,025
5/24	at IND	R	W	90-88	1-0	2-0	3-0	J. Jones	26	J. Jones	12	N. Cloud	6	A. Boston	27	17,274
5/27	GSV	H	W	95-67	2-0	2-0	4-0	B. Stewart	24	J. Jones	10	N. Cloud	10	V. Burton/K. Thornton	13	14,774
5/29	GSV	H	W	82-77	3-0	2-0	5-0	B. Stewart	27	L. Fiebich	8	N. Cloud	5	J. Salaün	18	14,951
5/30	at WAS	R	W	85-63	3-0	3-0	6-0	S. Ionescu	28	J. Jones	18	B. Stewart	7	B. Sykes	20	4,200
6/1	CON	H	W	100-52	4-0	3-0	7-0	S. Ionescu	18	J. Jones	11	N. Cloud	7	T. Charles/J. Sheldon	10	17,415
6/5	at WAS	R	W	86-78	4-0	4-0	8-0	B. Stewart	26	B. Stewart	11	S. Ionescu	7	K. Iriafe	17	4,200
6/10	CHI	H	W	85-66	5-0	4-0	9-0	S. Ionescu	23	B. Stewart	7	S. Ionescu	7	A. Reese	17	16,081
6/14	at IND	R	L	88-102	5-0	4-1	9-1	S. Ionescu	34	N. Sabally	9	N. Cloud	5	C. Clark	32	17,274
6/17	ATL	H	W	86-81	6-0	4-1	10-1	S. Ionescu	34	J. Jones	10	S. Ionescu/N. Cloud	5	T. Paopao	16	15,149
6/19	PHO	H	L	81-89	6-1	4-1	10-2	B. Stewart	35	N. Sabally	7	N. Cloud	10	M. Akoa Makani	21	16,383
6/22	at SEA	R	L	79-89	6-1	4-2	10-3	B. Stewart	18	B. Stewart/N. Sabally	9	N. Cloud	8	N. Ogwumike	26	12,500
6/25	at GSV	R	W	81-78	6-1	5-2	11-3	B. Stewart	23	B. Stewart	10	N. Cloud	7	K. Martin	21	18,064
6/27	at PHO	R	L	91-106	6-1	5-3	11-4	B. Stewart	17	N. Sabally	6	S. Ionescu/N. Cloud	7	S. Sabally	25	12,009
6/29	at ATL	R	L	81-90	6-1	5-4	11-5	B. Stewart	21	B. Stewart	9	N. Cloud	6	B. Jones	21	3,265
7/3	LAS	H	W	89-79	7-1	5-4	12-5	N. Cloud	23	B. Stewart	14	N. Cloud	7	D. Hamby	25	15,956
7/6	SEA	H	L	70-79	7-2	5-4	12-6	S. Ionescu	22	S. Ionescu	9	S. Ionescu	6	G. Williams	16	15,515
7/8	LVA	H	W	87-78	8-2	5-4	13-6	S. Ionescu	28	L. Fiebich	9	S. Ionescu	8	J. Young	19	15,041
7/13	ATL	H	W	79-72	9-2	5-4	14-6	L. Fiebich	21	B. Stewart	10	S. Ionescu	5	A. Gray	16	17,265
7/16	IND	H	W	98-77	10-2	5-4	15-6	B. Stewart	24	B. Stewart	11	S. Ionescu	9	K. Mitchell	16	17,371
7/22	IND	H	W	98-84	11-2	5-4	16-6	J. Jones	18	J. Jones	9	S. Ionescu	9	K. Mitchell	29	17,365
7/25	PHO	H	W	89-76	12-2	5-4	17-6	S. Ionescu	29	J. Jones	11	S. Ionescu	8	A. Thomas	20	17,515
7/26	LAS	H	L	99-101	12-3	5-4	17-7	S. Ionescu	30	J. Jones/S. Ionescu	8	N. Cloud	9	R. Jackson	24	16,024
7/28	at DAL	R	L	82-92	12-3	5-5	17-8	J. Jones	18	J. Jones	7	N. Cloud	8	A. Ogunbowale/P. Bueckers	20	6,018
7/30	at MIN	R	L	93-100	12-3	5-6	17-9	S. Ionescu	31	J. Jones	7	N. Cloud	7	N. Collier	30	10,824
8/1	at CON	--	--	--	--	--	--	--	--	--	--	--	--	--	--	--
8/3	at CON	--	--	--	--	--	--	--	--	--	--	--	--	--	--	--
8/5	DAL	--	--	--	--	--	--	--	--	--	--	--	--	--	--	--
8/8	at DAL	--	--	--	--	--	--	--	--	--	--	--	--	--	--	--
8/10	MIN	--	--	--	--	--	--	--	--	--	--	--	--	--	--	--
8/12	at LAS	--	--	--	--	--	--	--	--	--	--	--	--	--	--	--
8/13	at LVA	--	--	--	--	--	--	--	--	--	--	--	--	--	--	--
8/16	at MIN	--	--	--	--	--	--	--	--	--	--	--	--	--	--	--
8/19	MIN	--	--	--	--	--	--	--	--	--	--	--	--	--	--	--
8/21	CHI	--	--	--	--	--	--	--	--	--	--	--	--	--	--	--
8/23	at ATL	--	--	--	--	--	--	--	--	--	--	--	--	--	--	--
8/25	CON	--	--	--	--	--	--	--	--	--	--	--	--	--	--	--
8/28	WAS	--	--	--	--	--	--	--	--	--	--	--	--	--	--	--
8/30	at PHO	--	--	--	--	--	--	--	--	--	--	--	--	--	--	--
9/2	at GSV	--	--	--	--	--	--	--	--	--	--	--	--	--	--	--
9/5	at SEA	--	--	--	--	--	--	--	--	--	--	--	--	--	--	--
9/9	WAS	--	--	--	--	--	--	--	--	--	--	--	--	--	--	--
9/11	at CHI	--	--	--	--	--	--	--	--	--	--	--	--	--	--	--





## WNBA

	LEAGUE	GAMES	W-L	PCT	GB	CONF	DIV	HOME	AWAY	L10	STRK	CONF	DIV
Minnesota Lynx	1	28	23-5	.821	0	15-2	0-0	15-1	8-4	7-3	W1	1	0
<b>New York Liberty</b>	<b>2</b>	<b>26</b>	<b>17-9</b>	<b>.654</b>	<b>0</b>	<b>10-2</b>	<b>0-0</b>	<b>12-3</b>	<b>5-6</b>	<b>6-4</b>	<b>L3</b>	<b>1</b>	<b>0</b>
Phoenix Mercury	3	26	16-10	.615	6.0	9-7	0-0	9-4	7-6	4-6	L1	2	0
Seattle Storm	4	27	16-11	.593	6.5	9-6	0-0	8-5	8-6	6-4	W1	3	0
Atlanta Dream	5	27	16-11	.593	1.5	9-6	0-0	8-4	8-7	5-5	W1	2	0
Indiana Fever	6	27	15-12	.556	2.5	9-7	0-0	9-6	6-6	6-4	W3	3	0
Las Vegas Aces	7	27	14-13	.519	8.5	8-7	0-0	7-4	7-9	6-4	W2	4	0
Washington Mystics	8	26	13-13	.500	4.0	7-5	0-0	9-5	4-8	5-5	W1	4	0
Golden State Valkyries	9	25	12-13	.480	9.5	6-8	0-0	8-4	4-9	4-6	W1	5	0
Los Angeles Sparks	10	26	11-15	.423	11.0	3-11	0-0	3-9	8-6	6-4	L1	6	0
Dallas Wings	11	28	8-20	.286	15.0	3-12	0-0	5-9	3-11	3-7	L1	7	0
Chicago Sky	12	26	7-19	.269	10.0	1-11	0-0	4-8	3-11	2-8	L6	5	0
<b>Connecticut Sun</b>	<b>13</b>	<b>25</b>	<b>4-21</b>	<b>.160</b>	<b>12.5</b>	<b>2-7</b>	<b>0-0</b>	<b>3-10</b>	<b>1-11</b>	<b>2-8</b>	<b>L1</b>	<b>6</b>	<b>0</b>

## EASTERN CONFERENCE

	CONF	GAMES	W-L	PCT	GB	CONF	DIV	HOME	AWAY	L10	STRK	LEAGUE	DIV
<b>New York Liberty</b>	<b>1</b>	<b>26</b>	<b>17-9</b>	<b>.654</b>	<b>0</b>	<b>10-2</b>	<b>0-0</b>	<b>12-3</b>	<b>5-6</b>	<b>6-4</b>	<b>L3</b>	<b>2</b>	<b>0</b>
Atlanta Dream	2	27	16-11	.593	1.5	9-6	0-0	8-4	8-7	5-5	W1	5	0
Indiana Fever	3	27	15-12	.556	2.5	9-7	0-0	9-6	6-6	6-4	W3	6	0
Washington Mystics	4	26	13-13	.500	4.0	7-5	0-0	9-5	4-8	5-5	W1	8	0
Chicago Sky	5	26	7-19	.269	10.0	1-11	0-0	4-8	3-11	2-8	L6	12	0
<b>Connecticut Sun</b>	<b>6</b>	<b>25</b>	<b>4-21</b>	<b>.160</b>	<b>12.5</b>	<b>2-7</b>	<b>0-0</b>	<b>3-10</b>	<b>1-11</b>	<b>2-8</b>	<b>L1</b>	<b>13</b>	<b>0</b>

## WESTERN CONFERENCE

	CONF	GAMES	W-L	PCT	GB	CONF	DIV	HOME	AWAY	L10	STRK	LEAGUE	DIV
Minnesota Lynx	1	28	23-5	.821	0	15-2	0-0	15-1	8-4	7-3	W1	1	0
Phoenix Mercury	2	26	16-10	.615	6.0	9-7	0-0	9-4	7-6	4-6	L1	3	0
Seattle Storm	3	27	16-11	.593	6.5	9-6	0-0	8-5	8-6	6-4	W1	4	0
Las Vegas Aces	4	27	14-13	.519	8.5	8-7	0-0	7-4	7-9	6-4	W2	7	0
Golden State Valkyries	5	25	12-13	.480	9.5	6-8	0-0	8-4	4-9	4-6	W1	9	0
Los Angeles Sparks	6	26	11-15	.423	11.0	3-11	0-0	3-9	8-6	6-4	L1	10	0
Dallas Wings	7	28	8-20	.286	15.0	3-12	0-0	5-9	3-11	3-7	L1	11	0





## WNBA

	PPG	FGM/G	FG%	3FGM/ G	3FG%	FT%	ORPG	DRPG	RPG	APG	SPG	TOV/G	BPG	PF/G
Atlanta	6	8	7	4	8	11	5	*1	3	4	13	2	5	13
Chicago	12	10	11	10	7	10	2	5	4	10	11	13	7	6
Connecticut	<b>13</b>	<b>13</b>	<b>12</b>	<b>12</b>	<b>13</b>	<b>3</b>	<b>11</b>	<b>13</b>	<b>13</b>	<b>13</b>	<b>6</b>	<b>9</b>	<b>8</b>	<b>*1</b>
Dallas	7	5 T	10	11	10	4	*1	9	*1	8	7	8	6	2
Golden State	11	12	13	5	12	5	3	3	2	11	10	10	13	7
Indiana	3	2	2	7	4	9	8	8	9	7	5	7	12	3
Las Vegas	8	9	9	8	11	2	9	10	10	12	9	5	4	9
Los Angeles	4	7	4	6	3	12	10	11	11	6	8	12	11	8
Minnesota	2	*1	*1	3	*1	6	7	6	7	*1	4	3	*1	12
New York	<b>*1</b>	<b>3</b>	<b>3</b>	<b>*1</b>	<b>2</b>	<b>*1</b>	<b>12</b>	<b>2</b>	<b>6</b>	<b>2</b>	<b>*1</b>	<b>4</b>	<b>2</b>	<b>11</b>
Phoenix	5	5 T	6	2	6	8	6	7	8	5	3	6	9	5
Seattle	9	4	5	9	5	7	13	12	12	3	2	*1	3	10
Washington	10	11	8	13	9	13	4	4	5	9	12	11	10	4

## EASTERN CONFERENCE

	PPG	FGM/G	FG%	3FGM/ G	3FG%	FT%	ORPG	DRPG	RPG	APG	SPG	TOV/G	BPG	PF/G
Atlanta	3	3	3	2	4	5	3	*1	*1	2	6	*1	2	6
Chicago	5	4	5	4	3	4	*1	4	2	5	4	6	3	4
Connecticut	<b>6</b>	<b>6</b>	<b>6</b>	<b>5</b>	<b>6</b>	<b>2</b>	<b>5</b>	<b>6</b>	<b>6</b>	<b>6</b>	<b>3</b>	<b>4</b>	<b>4</b>	<b>*1</b>
Indiana	2	*1	*1	3	2	3	4	5	5	3	2	3	6	2
New York	<b>*1</b>	<b>2</b>	<b>2</b>	<b>*1</b>	<b>*1</b>	<b>*1</b>	<b>6</b>	<b>2</b>	<b>4</b>	<b>*1</b>	<b>*1</b>	<b>2</b>	<b>*1</b>	<b>5</b>
Washington	4	5	4	6	5	6	2	3	3	4	5	5	5	3

## WESTERN CONFERENCE

	PPG	FGM/G	FG%	3FGM/ G	3FG%	FT%	ORPG	DRPG	RPG	APG	SPG	TOV/G	BPG	PF/G
Dallas	4	3 T	6	7	5	2	*1	4	*1	5	4	5	4	*1
Golden State	7	7	7	3	7	3	2	*1	2	6	7	6	7	3
Las Vegas	5	6	5	5	6	*1	5	5	5	7	6	3	3	5
Los Angeles	2	5	2	4	2	7	6	6	6	4	5	7	6	4
Minnesota	*1	*1	*1	2	*1	4	4	2	3	*1	3	2	*1	7
Phoenix	3	3 T	4	*1	4	6	3	3	4	3	2	4	5	2
Seattle	6	2	3	6	3	5	7	7	7	2	*1	*1	2	6

\* = WNBA leader | T = Tied for position





GAME	BURKE	CLOUD	FIEBICH	GARDNER	HARRISON	IONESCU	JOHANNÉS	JONES	MEESSEMAN	SABALLY	STEWART	TALBOT
5/17/25 vs. Aces	11	9	7	7	0	7	-1	19	--	3	8	--
5/22/25 at Sky	13	27	16	3	-3	5	24	15	--	7	24	--
5/24/25 at Fever	10	13	-2	-7	0	11	-10	2	--	0	-7	--
5/27/25 vs. Valkyries	5	20	13	16	7	24	8	23	--	0	21	--
5/29/25 vs. Valkyries	6	14	8	-10	-4	4	-4	0	--	0	11	--
5/30/25 at Mystics	3	13	23	4	-2	20	2	23	--	0	20	--
6/1/25 vs. Sun	1	44	43	5	8	38	22	40	--	0	44	--
6/5/25 at Mystics	-7	10	13	14	1	5	-1	-1	--	0	6	--
6/10/25 vs. Sky	12	14	18	5	0	30	4	0	--	12	14	--
6/14/25 at Fever	-11	-19	--	0	-14	-10	-13	0	--	3	-6	--
6/17/25 vs. Dream	-11	-4	--	8	-3	11	23	8	--	-3	-2	--
6/19/25 vs. Mercury	-5	-2	--	-1	-7	-10	-5	-1	--	-1	-2	--
6/22/25 at Storm	-7	-16	--	-2	-1	0	-10	0	--	-5	-5	--
6/25/25 at Valkyries	1	-7	--	9	5	-8	12	I - INJ	--	-3	6	--
6/27/25 at Mercury	-11	-16	--	-1	7	-9	-5	0	--	-22	-20	--
6/29/25 at Dream	3	-8	--	-11	9	-19	1	I - INJ	--	-6	-14	--
7/3/25 vs. Sparks	2	18	6	-3	10	8	-6	0	--	3	12	--
7/6/25 vs. Storm	1	-13	-20	-14	0	-11	5	0	--	6	-15	--
7/8/25 vs. Aces	12	0	5	9	0	13	1	0	--	2	7	--
7/13/25 vs. Dream	9	-1	4	-4	7	4	7	0	--	0	9	--
7/16/25 vs. Fever	3	28	18	2	3	18	3	0	--	18	23	--
7/22/25 vs. Fever	14	2	10	0	6	-1	17	8	--	0	12	2
7/25/25 vs. Mercury	16	20	-3	1	0	8	15	7	--	0	9	-8
7/26/25 vs. Sparks	-11	-5	0	-6	-3	9	5	0	--	I - R	-2	3
7/28/25 at Wings	I - INJ	3	-4	5	-12	-17	-9	-10	--	I - INJ	I - INJ	2
7/30/25 at Lynx	0	-1	-10	-3	-3	-3	1	-3	--	0	0	-13
Season Totals:	59	143	145	26	11	127	86	130	--	14	153	-14
Per Game:	2.36	5.50	7.63	1.00	0.42	4.88	3.31	5.42	--	0.58	6.12	-2.80
Per 48:	5.41	9.51	13.19	3.95	2.12	7.77	8.54	18.06	--	2.31	9.72	-10.01





## Sandy Brondello

### Head Coach – 2 Time WNBA Champion (2014, 2024)



Veteran WNBA coach, player, and former Australian Olympian Sandy Brondello was named the ninth head coach in Liberty franchise history in January 2022. Brondello joined New York after an eight-year head coaching tenure with the Phoenix Mercury where she led the team to a playoff appearance in each of her eight seasons. A two-time WNBA Champion head coach, Brondello holds an overall regular season record of 244-164 (.598) over her 12 combined seasons at the helm of the New York Liberty, Phoenix Mercury and San Antonio Silver Stars - making her the sixth-winningest coach in WNBA history.

Additionally, Brondello has compiled a 39-30 postseason record throughout her head coaching career, ranking her as the second-winningest coach in league postseason history. In 2014, Sandy was named the WNBA Coach of the Year after she led Phoenix to a WNBA regular season-record 29 wins and capped the season with a WNBA Championship. In 2023, Brondello led the Liberty to the Commissioner's Cup Championship and first WNBA Finals appearance since 2002.

Brondello made history in 2024 after leading the New York Liberty to its first WNBA Championship in franchise history and the city's first professional basketball championship since 1973.

A 20-year veteran of the WNBA coaching ranks, Brondello has been affiliated with the league for 25 of its 28 seasons, including her time as a player. A proven winner internationally and in the WNBA, her 20 total years as an assistant coach and head coach have featured 17 playoff appearances, highlighted by a perfect 12-for-12 in postseason berths as a head coach.

In those 12 postseasons, Sandy led her teams to nine Semifinals round berths (formerly conference finals) and four WNBA Finals appearances in 2014, 2021, 2023, 2024 – including two titles. Prior to her time with the Mercury, Brondello served as lead assistant coach for the Los Angeles Sparks (2011-13) under 2012 WNBA Coach of the Year Carol Ross. Brondello led the San Antonio Silver Stars to a 2010 playoff berth in her debut season at the helm following five seasons on the Silver Stars bench as an assistant under Dan Hughes (2005-09), the fifth-winningest coach in league history.

A 2010 inductee into the Australian Basketball Hall of Fame, Brondello was named the 11th head coach for the Australian Women's National Basketball team on April 17, 2017. Brondello led the Australian National Team to a Bronze medal in the Paris Olympics Games, and most recently, re-signed with the Opals for the 2028 Los Angeles Summer Olympics. In addition to her work internationally with the Australian Women's National Basketball team, Brondello previously served as an assistant coach with UMMC Ekaterinburg in Russia from 2012-2017.

Brondello finished a stellar 17-year professional playing career with a five-year run in the WNBA in which she played for Detroit (1998-99), Miami (2001-02) and Seattle (2003), and was named a 1999 WNBA All-Star. She began her career with the Women's National Basketball League (WNBL) in Australia (1986-96) and was named the league MVP in 1995. The 5-7 guard was a 10-time German Cup champion while playing with BTV Wuppertal (1992-2002), a three-time European Cup All-Star selection (1994, 1996, 1997), and the 1996 European Cup MVP when she led her team to the title.


An 18-year member of the Australian National Team, Brondello is a four-time Olympian, a two-time silver medalist (2000, 2004) and was named the 1992 Australian International Player of the Year.

Brondello is married to Liberty assistant coach, Olaf Lange, and the couple have two children, Brody and Jayda.

## ASSISTANT COACHES



**OLAF  
LANGE**



**SONIA  
RAMAN**



**ZACH  
O'BRIEN**







#22 Kennedy Burke

Guard • 6-1 • 182lbs • 28 • UCLA/USA

5 Years Pro

WNBA Champion with New York Liberty (2024). Two-time Ligue Féminine de Basketball (LFB) Most Valuable Player (2023, 2024). Drafted No. 22 overall by Dallas Wings in the 2019 WNBA Draft. (she/her/hers)

	GP	GS	PPG	RPG	APG	SPG	BPG	MPG	FG%	3FG%	FT%	2025-26 HIGHS				CAREER HIGHS					
2025-26	24	6	8.4	2.3	1.2	1.08	0.63	21.8	.496	.475	.750	PTS	20 NYL at GSV 6/25/25				23 IND vs. SEA 8/20/20				
Career	154	31	5.1	1.6	0.8	0.68	0.33	14.3	.439	.359	.693	FGM	6 2 times (NYL @ GSV, 6/25/25)				7 2 times (IND vs. SEA, 8/20/20)				
												FGA	14 NYL at GSV 6/25/25				14 NYL at GSV 6/25/25				
	POINTS				REB		AST		BLK		STL		3FGM	4 4 times (NYL vs. LAS, 7/3/25)				4 5 times (NYL vs. LAS, 7/3/25)			
	10+		20+		30+		10+		10+		3+		3+		DBL-DBL		TPL-DBL				
2025-26	10		1		--		--		--		1		3		--		--				
RECENT GAMES																					
OPPONENT	W/L	MIN	FG-A		3P-A		FT-A		OR	DR	TR	A	PF	ST	TO	BS	PTS				
7/30 at MIN	L	DND - Injury																			
7/28 at DAL	L	Inactive - Injury																			
7/26 vs. LAS	L	06:08	1-1	0-0	0-0	0	0	0	0	0	0	0	1	0	2						
7/25 vs. PHO	W	21:59	1-5	0-3	2-2	0	2	2	2	1	1	1	1	2	4						
7/22 vs. IND	W	17:19	3-5	1-2	0-0	0	2	2	0	1	0	1	0	7							



#9 Natasha Cloud

Guard • 5-10 • 160lbs • 33 • St. Joseph's (PA)/USA

10 Years Pro

WNBA Assists Leader (2022). WNBA All-Defensive First Team (2022). WNBA Champion with Washington Mystics (2019). WNBA All-Defensive Second Team (2019, 2024). (she/her/hers)

	GP	GS	PPG	RPG	APG	SPG	BPG	MPG	FG%	3FG%	FT%	2025-26 HIGHS				CAREER HIGHS								
2025-26	25	25	10.2	3.6	6.0	1.36	0.36	28.9	.426	.333	.920	PTS	23 NYL vs. LAS 7/3/25				31 PHO at WAS 7/7/24							
Career	311	267	8.7	3.3	5.4	1.05	0.24	28.2	.388	.312	.814	FGM	8 3 times (NYL vs. LAS, 7/26/25)				10 2 times (PHO @ LAS, 7/7/24)							
												FGA	17 NYL vs. LVA 5/17/25				21 WAS at MIN 7/26/23							
	POINTS				REB		AST		BLK		STL		3FGM	4 NYL at CHI 5/22/25				5 2 times (PHO @ IND, 8/16/24)						
	10+		20+	30+	10+	10+	3+	3+	DBL-DBL		TPL-DBL		3FGA	7 2 times (NYL vs. LAS, 7/26/25)				11 WAS vs. LVA 7/13/19						
2025-26	12		4	--	--	2		--	3		--		FTM	6 NYL vs. LAS 7/3/25				10 WAS at NYL 6/25/23						
													FTA	6 3 times (NYL vs. PHO, 7/25/25)				11 WAS at NYL 6/25/23						
RECENT GAMES																OREB	2 NYL at SEA 6/22/25				3 WAS at CHI 6/5/22			
OPPONENT	W/L	MIN	FG-A	3P-A	FT-A	OR	DR	TR	A	PF	ST	TO	BS	PTS	DREB	6 2 times (NYL @ IND, 5/24/25)				9 WAS vs. ATL 6/17/21				
7/30 at MIN	L	32:09	4-10	1-2	3-4	1	3	4	7	2	2	0	0	12	TREB	7 NYL at IND 5/24/25				9 3 times (PHO @ WAS, 7/16/24)				
7/28 at DAL	L	32:52	2-6	0-2	0-0	0	3	3	8	5	1	0	0	4	ASTS	10 2 times (NYL vs. PHO, 6/19/25)				15 WAS vs. ATL 9/8/23				
7/26 vs. LAS	L	33:32	8-15	3-7	3-3	0	3	3	9	3	1	1	2	22	STLS	5 NYL at IND 5/24/25				6 WAS vs. MIN 6/8/21				
7/25 vs. PHO	W	28:55	2-7	1-4	5-6	0	4	4	3	4	1	1	1	10	BLKS	2 3 times (NYL vs. LAS, 7/26/25)				3 PHO at CON 7/14/24				
7/22 vs. IND	W	25:45	3-5	2-2	2-2	0	3	3	4	4	2	3	0	10	MINS	35 NYL at IND 5/24/25				44 PHO at DAL 6/9/24				



#13 Leonie Fiebich

Forward • 6-4 • 150lbs • 25 • /Germany

2 Years Pro

WNBA Champion with New York Liberty (2024). WNBA All-Rookie Team (2024). Two-time LF Endesa Most Valuable Player in Spain (2023, 2024). Olympian (2024). (she/her/hers)

	GP	GS	PPG	RPG	APG	SPG	BPG	MPG	FG%	3FG%	FT%	2025-26 HIGHS				CAREER HIGHS							
2025-26	19	19	9.1	4.0	1.4	0.95	0.63	27.8	.545	.467	.862	PTS	21 NYL vs. ATL 7/13/25				21 NYL vs. ATL 7/13/25						
Career	59	34	7.5	3.3	1.6	0.95	0.32	23.1	.502	.444	.796	FGM	8 NYL vs. ATL 7/13/25				8 NYL vs. ATL 7/13/25						
												FGA	11 NYL vs. LVA 7/8/25				13 NYL vs. DAL 8/22/24						
	POINTS				REB		AST		BLK		STL		3FGM	4 NYL vs. ATL 7/13/25				4 5 times (NYL vs. ATL, 7/13/25)					
	10+	20+	30+	10+	10+	3+	3+	DBL-DBL	TPL-DBL				3FGA	6 NYL vs. LVA 7/8/25				9 NYL vs. DAL 8/22/24					
2025-26	8	1	--	--	--	3	1	--	--				FTM	5 NYL vs. IND 7/22/25				5 NYL vs. IND 7/22/25					
												FTA	6 NYL vs. IND 7/22/25				6 NYL vs. IND 7/22/25						
RECENT GAMES												OREB	3 NYL vs. GSV 5/29/25				5 NYL at ATL 6/6/24						
OPPONENT	W/L	MIN	FG-A	3P-A	FT-A	OR	DR	TR	A	PF	ST	TO	BS	PTS	DREB	8 2 times (NYL vs. LVA, 7/8/25)				8 2 times (NYL vs. LVA, 7/8/25)			
7/30 at MIN	L	30:31	2-8	0-3	2-2	0	3	3	6	3	1	2	0	6	TREB	9 2 times (NYL vs. LVA, 7/8/25)				9 4 times (NYL vs. LVA, 7/8/25)			
7/28 at DAL	L	29:31	3-8	1-5	2-2	0	4	4	0	0	1	1	1	9	ASTS	6 NYL at MIN 7/30/25				6 NYL at MIN 7/30/25			
7/26 vs. LAS	L	31:18	4-7	0-2	2-2	0	3	3	1	1	2	1	3	10	STLS	3 NYL vs. LVA 5/17/25				4 NYL at LAS 8/15/24			
7/25 vs. PHO	W	30:55	4-6	3-4	2-2	0	5	5	2	4	2	4	0	13	BLKS	3 3 times (NYL vs. LAS, 7/26/25)				3 3 times (NYL vs. LAS, 7/26/25)			
7/22 vs. IND	W	33:37	5-7	2-2	5-6	0	5	5	2	3	1	1	0	17	MINs	34 NYL vs. IND 7/22/25				34 NYL vs. IND 7/22/25			



## #7 Rebekah Gardner

Guard • 6-1 • 130lbs • 35 • UCLA/USA

2 Years Pro

Named to 2022 All-WNBA Rookie Team. Recorded a career-high of 18 points and 10 rebounds, recording her first career double-double in the WNBA 7/14/2022 at Los Angeles. (she/her/hers)

	GP	GS	PPG	RPG	APG	SPG	BPG	MPG	FG%	3FG%	FT%			
2025-26	25	4	3.8	1.9	0.6	0.52	0.20	12.6	.486	.393	.833	PTS	2025-26 HIGHS	CAREER HIGHS
Career	63	6	6.5	2.7	1.0	1.08	0.40	18.0	.523	.387	.821	FGM	12 NYL at SEA 6/22/25	18 CHI at LAS 7/14/22
												FGA	5 NYL at SEA 6/22/25	8 CHI at LAS 7/14/22
												3FGM	10 NYL at GSV 6/25/25	12 2 times (CHI @ NYL, 7/23/22)
												3FGA	2 2 times (NYL @ GSV, 6/25/25)	3 CHI vs. ATL 6/17/22
												FTM	5 NYL at GSV 6/25/25	5 NYL at GSV 6/25/25
												FTA	4 NYL at WAS 6/5/25	5 CHI vs. PHO 7/2/22
												OREB	4 NYL at WAS 6/5/25	6 2 times (CHI @ NYL, 7/23/22)
												DREB	3 NYL at GSV 6/25/25	4 2 times (CHI @ LAS, 7/14/22)
												TREB	4 2 times (NYL @ DAL, 7/28/25)	6 3 times (CHI vs. WAS, 5/26/23)
												ASTS	5 2 times (NYL @ DAL, 7/28/25)	10 CHI at LAS 7/14/22
												STLS	4 NYL vs. CON 6/1/25	5 CHI vs. ATL 6/17/22
												BLKS	2 3 times (NYL vs. IND, 7/16/25)	4 2 times (CHI @ MIN, 5/19/23)
												MINS	1 5 times (NYL @ ATL, 6/29/25)	3 CHI at NYL 7/23/22
													34 NYL at GSV 6/25/25	34 NYL at GSV 6/25/25



## #21 Isabelle Harrison

Forward • 6-3 • 183lbs • 31 • Tennessee/USA

7 Years Pro

Community Assist Award (2022). Became the third player in WNBA history to have 20+ points, 8+ rebounds and 4+ steals off the bench on 6/30/2021 vs Chicago Sky, tying her career-high in points (23). AP Comeback Player of the Year (2019). (she/her/hers)

	GP	GS	PPG	RPG	APG	SPG	BPG	MPG	FG%	3FG%	FT%			
2025-26	23	1	5.1	2.8	0.7	0.65	0.04	10.8	.540	.250	.700	PTS	2025-26 HIGHS	CAREER HIGHS
Career	226	103	7.9	4.5	1.0	0.77	0.42	19.0	.478	.200	.749	FGM	15 NYL at MIN 7/30/25	23 3 times (DAL @ NYL, 7/5/21)
												FGA	7 NYL at MIN 7/30/25	10 4 times (DAL @ WAS, 8/26/21)
												3FGM	10 NYL at MIN 7/30/25	18 CHI vs. DAL 9/8/24
												3FGA	1 2 times (NYL vs. IND, 7/16/25)	1 8 times (NYL vs. IND, 7/16/25)
												FTM	2 NYL vs. IND 7/16/25	2 3 times (NYL vs. IND, 7/16/25)
												FTA	4 NYL at DAL 7/28/25	8 DAL vs. IND 8/20/21
												OREB	6 NYL at DAL 7/28/25	10 LVA vs. PHO 5/19/17
												DREB	3 2 times (NYL vs. ATL, 7/13/25)	7 DAL at CON 8/18/19
												TREB	5 2 times (NYL @ ATL, 6/29/25)	11 CHI at NYL 7/11/24
												ASTS	6 3 times (NYL vs. ATL, 7/13/25)	13 3 times (DAL @ CON, 8/18/19)
												STLS	2 4 times (NYL @ MIN, 7/30/25)	6 LVA vs. CHI 6/30/17
												BLKS	3 2 times (NYL vs. IND, 7/16/25)	4 3 times (DAL vs. MIN, 5/21/22)
												MINS	1 NYL vs. IND 7/16/25	5 2 times (DAL @ ATL, 5/24/19)
													21 NYL at ATL 6/29/25	38 DAL at WAS 8/28/21



## #20 Sabrina Ionescu

Guard • 5-11 • 165lbs • 27 • Oregon/USA

5 Years Pro

WNBA Champion with New York Liberty (2024). All-WNBA Second Team (2022, 2023, 2024). WNBA All-Star (2022, 2023, 2024, 2025). Olympic Gold Medalist (2024). (she/her/hers)

	GP	GS	PPG	RPG	APG	SPG	BPG	MPG	FG%	3FG%	FT%			
2025-26	25	25	19.7	4.6	5.7	1.48	0.48	31.4	.403	.318	.922	PTS	2025-26 HIGHS	CAREER HIGHS
Career	168	164	16.8	5.5	5.9	1.02	0.36	31.4	.404	.356	.909	FGM	34 2 times (NYL vs. ATL, 6/17/25)	37 NYL at ATL 6/9/23
												FGA	12 2 times (NYL vs. LAS, 7/26/25)	13 NYL vs. MIN 6/5/22
												3FGM	23 NYL vs. LVA 7/8/25	24 NYL vs. MIN 6/5/22
												3FGA	6 NYL vs. GSV 5/29/25	8 NYL at ATL 6/9/23
												FTM	15 NYL vs. GSV 5/29/25	15 NYL vs. GSV 5/29/25
												FTA	9 2 times (NYL vs. LVA, 7/8/25)	12 NYL at DAL 8/8/22
												OREB	10 NYL vs. LVA 7/8/25	12 NYL at DAL 8/8/22
												DREB	3 NYL vs. LVA 7/8/25	6 NYL vs. SEA 7/25/23
												TREB	7 2 times (NYL vs. SEA, 7/6/25)	13 NYL vs. CHI 6/12/22
												ASTS	9 NYL vs. SEA 7/6/25	13 3 times (NYL @ LVA, 7/6/22)
												STLS	9 2 times (NYL vs. IND, 7/22/25)	16 NYL vs. PHO 7/31/22
												BLKS	4 2 times (NYL vs. LAS, 7/26/25)	4 4 times (NYL vs. LAS, 7/26/25)
												MINS	2 3 times (NYL vs. IND, 7/22/25)	3 2 times (NYL vs. MIN, 7/28/23)
													38 NYL vs. ATL 6/17/25	42 NYL vs. ATL 6/30/22





#23 Marine Johannès

Guard • 5-10 • 134lbs • 30 • /France

3 Years Pro

Olympic Silver Medalist (2024). FIBA EuroCup Women Champion (2023). FIBA EuroCup Women Most Valuable Player (2023). WNBA-Best 3-Point Percentage (43.7%) Among Players with 100-Plus Attempts in 2022. (she/her/hers)

	GP	GS	PPG	RPG	APG	SPG	BPG	MPG	FG%	3FG%	FT%	2025-26 HIGHS				CAREER HIGHS			
2025-26	26	2	7.1	2.2	1.4	0.65	0.27	18.6	.452	.379	.818	PTS	18 NYL vs. GSV 5/27/25	23 NYL vs. SEA 6/19/22					
Career	104	17	7.8	1.7	2.1	0.60	0.14	20.2	.440	.391	.808	FGM	7 NYL at SEA 6/22/25	9 NYL vs. SEA 6/19/22					
												FGA	13 NYL at SEA 6/22/25	15 NYL vs. ATL 6/13/23					
												3FGM	6 NYL vs. GSV 5/27/25	6 2 times (NYL vs. GSV, 5/27/25)					
												3FGA	11 NYL vs. GSV 5/27/25	11 NYL vs. GSV 5/27/25					
												FTM	3 2 times (NYL vs. LAS, 7/26/25)	5 NYL vs. CON 9/1/23					
2025-26	8	--	--	--	--	--	--	2	--	--	--	FTA	4 NYL vs. LAS 7/26/25	6 NYL vs. CON 9/1/23					
												OREB	2 2 times (NYL vs. ATL, 6/17/25)	4 NYL vs. CON 8/30/19					
												DREB	5 NYL at SEA 6/22/25	5 3 times (NYL @ SEA, 6/22/25)					
												TREB	6 NYL vs. ATL 6/17/25	6 2 times (NYL vs. ATL, 6/17/25)					
												ASTS	6 NYL vs. CON 6/1/25	9 NYL at LVA 7/6/22					
												STLS	4 NYL vs. GSV 5/27/25	4 2 times (NYL vs. GSV, 5/27/25)					
												BLKS	1 7 times (NYL @ DAL, 7/28/25)	2 NYL at CON 7/24/19					
												MINS	36 NYL at SEA 6/22/25	38 NYL vs. ATL 6/30/22					
RECENT GAMES																			
OPPONENT	W/L	MIN	FG-A	3P-A	FT-A	OR	DR	TR	A	PF	ST	TO	BS	PTS					
7/30 at MIN	L	30:33	5-10	4-9	0-0	0	4	4	0	1	0	2	0	14					
7/28 at DAL	L	18:39	4-9	1-5	0-0	0	0	0	5	1	1	1	1	9					
7/26 vs. LAS	L	19:26	2-6	2-6	3-4	1	1	2	1	2	0	1	0	9					
7/25 vs. PHO	W	15:59	2-2	1-1	0-0	0	2	2	0	2	0	0	1	5					
7/22 vs. IND	W	14:46	1-2	1-2	0-0	0	1	1	1	0	0	0	1	3					



#35 Jonquel Jones

Center • 6-6 • 215lbs • 31 • George Washington/Bahamas

9 Years Pro

WNBA Champion & Finals Most Valuable Player with New York Liberty (2024). Commissioner's Cup Most Valuable Player (2023). All-WNBA Second Team (2017, 2019, 2022, 2024). All-WNBA Defensive Team (2019, 2021, 2022, 2024). (she/her/hers)

	GP	GS	PPG	RPG	APG	SPG	BPG	MPG	FG%	3FG%	FT%	2025-26 HIGHS				CAREER HIGHS							
2025-26	14	14	13.6	9.1	2.3	0.43	1.00	24.7	.451	.436	.796	PTS	26 NYL at IND 5/24/25				34 NYL at LVA 6/15/24						
Career	289	242	13.3	8.5	1.9	0.82	1.33	25.5	.513	.380	.795	FGM	9 NYL at IND 5/24/25				12 3 times (NYL @ LVA, 6/15/24)						
												FGA	16 NYL at DAL 7/28/25				23 CON at CHI 6/29/22						
POINTS			REB			AST		BLK		STL		3FGM	3 3 times (NYL vs. IND, 7/22/25)				5 2 times (CON vs. MIN, 8/17/18)						
	10+	20+	30+	10+	10+	10+	3+	3+	DBL-DBL	TPL-DBL		3FGA	7 NYL vs. IND 7/22/25				9 CON at CHI 6/29/22						
2025-26	12	2	--	7	--	1	--	7	--			FTM	9 NYL vs. PHO 7/25/25				11 CON vs. DAL 8/12/17						
												FTA	9 NYL vs. PHO 7/25/25				14 CON vs. DAL 8/12/17						
RECENT GAMES												OREB	4 4 times (NYL vs. PHO, 7/25/25)				10 CON vs. LAS 6/27/17						
OPPONENT	W/L	MIN	FG-A	3P-A	FT-A	OR	DR	TR	A	PF	ST	TO	BS	PTS	DREB	15 NYL at WAS 5/30/25				16 2 times (CON @ NYL, 7/11/21)			
7/30 at MIN	L	29:25	5-7	2-2	0-0	0	7	7	2	3	0	2	1	12	TREB	18 NYL at WAS 5/30/25				22 2 times (CON @ LAS, 5/31/19)			
7/28 at DAL	L	29:40	6-16	2-6	4-4	1	6	7	2	1	0	0	0	18	ASTS	6 NYL vs. LVA 5/17/25				8 NYL vs. LAS 6/20/24			
7/26 vs. LAS	L	28:50	5-12	2-4	2-2	1	7	8	4	3	0	2	1	14	STLS	2 NYL at WAS 5/30/25				5 2 times (CON @ CHI, 6/29/22)			
7/25 vs. PHO	W	28:56	5-14	1-4	9-9	4	7	11	1	1	1	1	1	20	BLKS	4 NYL at CHI 5/22/25				6 CON vs. LVA 8/23/19			
7/22 vs. IND	W	22:32	5-13	3-7	5-5	2	7	9	2	5	0	2	1	18	MINS	36 NYL at IND 5/24/25				41 CON at SEA 5/25/21			



#8 Nyara Sabally

Center • 6-5 • 204lbs • 25 • Oregon/Germany

2 Years Pro

FIBA EuroBasket Champion & Most Valuable Player with Belgium (2025, 2023), WNBA All-Star (2015, 2022), Olympian (2021, 2024), WNBA Champion & Finals Most Valuable Player with the Washington Mystics (2019). (she/her/hers)

	GP	GS	PPG	RPG	APG	SPG	BPG	MPG	FG%	3FG%	FT%	2025-26 HIGHS				CAREER HIGHS					
2025-26	15	10	5.9	4.9	0.9	0.60	1.07	19.4	.493	.143	.680	PTS	16 NYL at PHO 6/27/25	16 NYL at PHO 6/27/25							
Career	74	10	3.9	3.4	0.5	0.49	0.57	12.2	.507	.167	.711	FGM	6 NYL at PHO 6/27/25	6 NYL at PHO 6/27/25							
												FGA	12 NYL at IND 6/14/25	12 NYL at IND 6/14/25							
POINTS												REB		AST		BLK		STL			
	10+	20+	30+	10+	10+	10+	3+	3+	DBL-DBL	TPL-DBL		3FGM	1 NYL vs. ATL 7/13/25	1 3 times (NYL vs. ATL, 7/13/25)							
2025-26	2	--	--	--	--	--	2	1	--	--		3FGA	3 NYL at IND 6/14/25	3 NYL at IND 6/14/25							
												FTM	4 NYL at PHO 6/27/25	6 NYL at WAS 9/17/24							
												FTA	7 NYL at PHO 6/27/25	7 2 times (NYL @ PHO, 6/27/25)							
RECENT GAMES												OREB	4 2 times (NYL @ IND, 6/14/25)	4 3 times (NYL @ IND, 6/14/25)							
OPPONENT	W/L	MIN	FG-A	3P-A	FT-A	OR	DR	TR	A	PF	ST	TO	BS	PTS	DREB	7 2 times (NYL vs. ATL, 7/13/25)	8 2 times (NYL @ LAS, 8/28/24)				
7/30 at MIN	L						DND - Injury									TREB	9 3 times (NYL vs. ATL, 7/13/25)	10 NYL at LAS 8/28/24			
7/28 at DAL	L						Inactive - Injury									ASTS	3 NYL vs. IND 7/16/25	3 2 times (NYL vs. IND, 7/16/25)			
7/26 vs. LAS	L						Inactive - Rest									STLS	4 NYL at IND 6/14/25	4 NYL at IND 6/14/25			
7/25 vs. PHO	W						DND - Rest									BLKS	4 NYL vs. ATL 7/13/25	4 NYL vs. ATL 7/13/25			
7/22 vs. IND	W						DND - Rest									MINS	31 NYL at SEA 6/22/25	31 NYL at SEA 6/22/25			

OPPONENT	W/L	MIN	FG-A	3P-A	FT-A	OR	DR	TR	A	PF	ST	TO	BS	PTS
7/30 at MIN	L										DND - Injury			
7/28 at DAL	L										Inactive - Injury			
7/26 vs. LAS	L										Inactive - Rest			
7/25 vs. PHO	W										DND - Rest			
7/22 vs. IND	W										DND - Rest			





#0 Jaylyn Sherrod

Guard • 5-7 • 125lbs • 23 • Colorado/USA

1 Year Pro

WNBA Champion with New York Liberty (2024). USA Basketball 3x3 Women's National Team development camp invitee (2024). Three-time Pac-12 All-Defensive selection with Colorado. (she/her/hers)

	GP	GS	PPG	RPG	APG	SPG	BPG	MPG	FG%	3FG%	FT%
2025-26	18	0	1.2	0.6	0.6	0.56	0.00	5.8	.300	.273	.778
Career	28	0	1.5	0.5	0.5	0.46	0.04	5.0	.382	.294	.667

	POINTS			REB	AST	BLK	STL		
	10+	20+	30+	10+	10+	3+	3+	DBL-DBL	TPL-DBL
2025-26	--	--	--	--	--	--	1	--	--

## RECENT GAMES

OPPONENT	W/L	MIN	FG-A	3P-A	FT-A	OR	DR	TR	A	PF	ST	TO	BS	PTS
7/30 at MIN	L													
7/28 at DAL	L	1:48	0-0	0-0	0-0	0	0	0	0	0	0	0	0	0
7/26 vs. LAS	L													
7/25 vs. PHO	W	00:53	0-0	0-0	0-0	0	0	0	0	0	0	0	0	0
7/22 vs. IND	W													

	2025-26 HIGHS	CAREER HIGHS
PTS	8 NYL at SEA 6/22/25	8 2 times (NYL @ SEA, 6/22/25)
FGM	2 2 times (NYL @ SEA, 6/22/25)	3 NYL vs. ATL 9/19/24
FGA	5 NYL vs. CON 6/1/25	5 2 times (NYL vs. CON, 6/1/25)
3FGM	1 3 times (NYL vs. LVA, 7/8/25)	1 5 times (NYL vs. LVA, 7/8/25)
3FGA	3 2 times (NYL @ SEA, 6/22/25)	3 2 times (NYL @ SEA, 6/22/25)
FTM	3 NYL at SEA 6/22/25	4 NYL at SEA 6/22/25
FTA	3 2 times (NYL @ SEA, 6/22/25)	4 NYL vs. ATL 9/19/24
OREB	1 2 times (NYL vs. CHI, 6/10/25)	1 4 times (NYL vs. CHI, 6/10/25)
DREB	3 NYL at SEA 6/22/25	3 NYL at SEA 6/22/25
TREB	3 NYL at SEA 6/22/25	3 NYL at SEA 6/22/25
ASTS	3 NYL at SEA 6/22/25	3 NYL at SEA 6/22/25
STLS	3 NYL vs. CON 6/1/25	3 NYL vs. CON 6/1/25
BLKS	--	1 NYL vs. DAL 8/22/24
MINS	18 NYL vs. CON 6/1/25	18 NYL vs. CON 6/1/25



#30 Breanna Stewart

Forward • 6-4 • 170lbs • 30 • Connecticut/USA

9 Years Pro

All-WNBA First Team (2018, 2020, 2021, 2022, 2023, 2024). WNBA All-Star (2017, 2018, 2021, 2022, 2023, 2024, 2025). Olympic Gold Medalist (2016, 2020, 2024). WNBA Most Valuable Player (2018, 2023). WNBA Finals Most Valuable Player (2018, 2020). (she/her/hers)

	GP	GS	PPG	RPG	APG	SPG	BPG	MPG	FG%	3FG%	FT%
2025-26	24	24	18.3	6.5	3.9	1.42	1.38	31.5	.469	.206	.828
Career	285	285	20.6	8.5	3.2	1.41	1.46	32.6	.470	.348	.835

	POINTS			REB	AST	BLK	STL		
	10+	20+	30+	10+	10+	3+	3+	DBL-DBL	TPL-DBL
2025-26	21	10	1	5	--	3	6	5	--

## RECENT GAMES

OPPONENT	W/L	MIN	FG-A	3P-A	FT-A	OR	DR	TR	A	PF	ST	TO	BS	PTS
7/30 at MIN	L													
7/28 at DAL	L													
7/26 vs. LAS	L	3:27	1-2	1-1	0-0	0	1	1	0	0	0	0	0	3
7/25 vs. PHO	W	31:12	3-12	0-3	0-0	3	5	8	5	1	2	3	2	6
7/22 vs. IND	W	36:05	6-11	0-1	5-5	0	4	4	6	2	3	3	1	17

	2025-26 HIGHS	CAREER HIGHS
PTS	35 NYL vs. PHO 6/19/25	45 NYL vs. IND 5/21/23
FGM	11 NYL vs. PHO 6/19/25	15 3 times (NYL @ IND, 8/13/23)
FGA	19 2 times (NYL vs. ATL, 7/13/25)	28 SEA at DAL 5/22/21
3FGM	3 NYL vs. PHO 6/19/25	6 2 times (NYL @ MIN, 8/26/23)
3FGA	6 NYL at ATL 6/29/25	10 NYL at IND 8/13/23
FTM	15 NYL vs. GSV 5/29/25	15 2 times (NYL vs. GSV, 5/29/25)
FTA	19 NYL vs. GSV 5/29/25	19 NYL vs. GSV 5/29/25
OREB	4 NYL vs. LAS 7/3/25	6 2 times (NYL vs. MIN, 9/15/24)
DREB	11 NYL vs. IND 7/16/25	17 SEA at LVA 8/22/20
TREB	14 NYL vs. LAS 7/3/25	18 2 times (NYL vs. MIN, 9/15/24)
ASTS	7 3 times (NYL vs. IND, 7/16/25)	9 2 times (SEA @ LAS, 9/4/20)
STLS	3 6 times (NYL vs. IND, 7/22/25)	6 2 times (NYL vs. CON, 5/27/23)
BLKS	4 NYL vs. IND 7/16/25	6 2 times (NYL vs. LAS, 6/22/24)
MINS	38 NYL at IND 6/14/25	41 SEA vs. CHI 5/25/18



#6 Stephanie Talbot

Forward • 6-2 • 192lbs • 31 • /Australia

6 Years Pro

Olympian (2016, 2021), WNBA's Top Eight 3-Point Percentage (41.5%) in 2021 Among Players with at Least 50 Attempts, WNBL Betty Watson Rookie of the Year (2013)

	GP	GS	PPG	RPG	APG	SPG	BPG	MPG	FG%	3FG%	FT%
2025-26	21	10	3.4	3.3	1.8	0.62	0.24	15.9	.356	.231	.579
Career	220	71	4.5	2.7	1.6	0.62	0.33	16.6	.423	.348	.713

	POINTS			REB	AST	BLK	STL		
	10+	20+	30+	10+	10+	3+	3+	DBL-DBL	TPL-DBL
2025-26	3	--	--	1	--	1	1	--	--


## RECENT GAMES

OPPONENT	W/L	MIN	FG-A	3P-A	FT-A	OR	DR	TR	A	PF	ST	TO	BS	PTS
7/30 at MIN	L	17:33	1-6	0-3	1-2	2	4	6	2	2	1	1	1	3
7/28 at DAL	L	24:27	4-4	1-1	1-3	1	5	6	3	3	2	2	3	10
7/26 vs. LAS	L	17:27	0-2	0-2	0-0	0	4	4	0	2	0	0	0	0
7/25 vs. PHO	W	3:46	1-2	0-1	0-0	0	0	0	0	2	0	1	0	2
7/22 vs. IND	W	3:55	0-0	0-0	0-0	0	0	0	1	0	1	3	0	0


	2025-26 HIGHS	CAREER HIGHS
PTS	13 GSV vs. NYL 6/25/25	24 MIN vs. ATL 7/2/19
FGM	5 GSV vs. NYL 6/25/25	8 SEA vs. DAL 6/4/21
FGA	8 GSV at MIN 7/5/25	13 MIN vs. ATL 7/2/19
3FGM	3 GSV vs. NYL 6/25/25	5 MIN vs. ATL 7/2/19
3FGA	5 2 times (GSV @ MIN, 7/5/25)	9 2 times (MIN vs. ATL, 7/2/19)
FTM	3 GSV at NYL 5/29/25	6 PHO vs. MIN 7/21/18
FTA	4 2 times (GSV vs. CON, 6/22/25)	8 LAS vs. WAS 7/2/24
OREB	4 2 times (GSV vs. CHI, 6/27/25)	6 SEA vs. PHO 5/14/22
DREB	6 2 times (GSV vs. CON, 6/22/25)	8 2 times (LAS @ NYL, 6/20/24)
TREB	10 GSV vs. CON 6/22/25	14 SEA vs. PHO 5/14/22
ASTS	5 GSV vs. SEA 6/14/25	9 LAS vs. LVA 7/5/24
STLS	3 GSV vs. IND 6/19/25	4 MIN vs. WAS 7/24/19
BLKS	3 NYL at DAL 7/28/25	3 5 times (NYL @ DAL, 7/28/25)
MINS	28 GSV vs. NYL 6/25/25	39 LAS vs. LVA 7/5/24







22  
**KENNEDY BURKE**  
GUARD




9  
**NATASHA CLOUD**  
GUARD



13  
**LEONIE FIEBICH**  
FORWARD




7  
**REBEKAH GARDNER**  
GUARD



21  
**ISABELLE HARRISON**  
FORWARD



20  
**SABRINA IONESCU**  
GUARD



23  
**MARINE JOHANNÈS**  
GUARD



35  
**JONQUEL JONES**  
CENTER



8  
**NYARA SABALLY**  
CENTER



0  
**JAYLYN SHERROD**  
GUARD



30  
**BREANNA STEWART**  
FORWARD



6  
**STEPHANIE TALBOT**  
FORWARD



# PLAYER MILESTONES AND ATTENDANCE SUMMARY



PLAYER	PTS	N	DA	REB	N	DA	AST	N	DA	STL	N	DA	BLK	N	DA	GAMES	N	DA	FGM	N	DA	3FGM	N	DA	FTM	N	DA	OREB	N	DA	DREB	N	DA
Ionescu, S.	3,000	170	--	1,000	77	--	1,000	7	--	200	29	--	--	--	--	200	32	--	1,000	61	--	500	58	--	600	90	--	100	--	6/23/24	800	10	--
Burke, K.	500	--	7/6/24	250	--	7/25/25	100	--	5/29/25	100	--	7/8/25	--	--	--	100	--	6/2/24	300	16	--	100	1	--	100	--	6/14/25	--	--	--	200	29	--
Stewart, B.	6,000	141	--	2,500	72	--	1,000	88	--	500	98	--	500	84	--	300	15	--	2,100	84	--	500	53	--	1,400	20	--	400	25	--	2,100	47	--
Cloud, N.	3,000	296	--	1,250	231	--	1,700	28	--	400	75	--	--	--	--	300	--	6/25/25	1,000	73	--	300	--	7/6/25	600	60	--	100	4	--	1,000	77	--
Fiebig, L.	--	--	--	--	--	--	100	4	--	--	--	--	--	--	--	--	--	--	100	--	5/22/25	100	17	--	--	--	--	--	--	--	100	--	5/30/25
Gardner, R.	--	--	--	--	--	--	--	--	--	--	--	--	--	--	--	--	--	--	100	--	7/29/22	--	--	--	--	--	--	--	--	--	100	--	6/27/25
Harrison, I.	1,500	--	6/30/24	1,250	225	--	200	--	7/11/24	200	25	--	100	6	--	200	--	9/13/24	800	74	--	--	--	--	400	78	--	400	68	--	700	7	--
Johannès, M.	500	--	7/23/23	--	--	--	200	--	6/10/25	--	--	--	--	--	--	100	--	7/22/25	300	14	--	200	20	--	--	--	--	--	--	--	100	--	9/5/23
Talbot, S.	1,000	21	--	500	--	8/23/24	400	56	--	100	--	7/5/22	--	--	--	200	--	5/21/25	400	45	--	100	--	6/5/22	100	--	6/18/24	100	--	6/23/22	500	52	--
Jones, J.	4,000	146	--	2,500	53	--	600	54	--	200	--	9/3/23	400	15	--	300	11	--	1,500	98	--	400	73	--	800	77	--	800	85	--	1,800	68	--
Sabally, N.	--	--	--	250	1	--	--	--	--	--	--	--	--	--	--	--	--	--	100	--	6/27/25	--	--	--	--	--	--	--	--	--	200	30	--
Sherrad, J.	--	--	--	--	--	--	--	--	--	--	--	--	--	--	--	--	--	--	--	--	--	--	--	--	--	--	--	--	--	--	--	--	

"N" = Needs, "DA" = Date Acquired

## NEW YORK LIBERTY Attendance Summary (As of July 31, 2025)

top 10 home attendance				top 10 away attendance			
ATTENDANCE	DATE	OPPONENT	RESULT	ATTENDANCE	DATE	OPPONENT	RESULT
17,758	7/11/2024	Chicago Sky	W, 91-76	18,064	6/25/2025	Golden State Valkyries	W, 81-78
17,735	5/18/2024	Indiana Fever	W, 91-80	17,274	5/16/2024	Indiana Fever	W, 102-66
17,515	7/25/2025	Phoenix Mercury	W, 89-76	17,274	7/6/2024	Indiana Fever	L, 83-78
17,415	6/1/2025	Connecticut Sun	W, 100-52	17,274	6/14/2025	Indiana Fever	L, 102-88
17,401	6/2/2024	Indiana Fever	W, 104-68	17,274	5/24/2025	Indiana Fever	W, 90-88
17,371	7/16/2025	Indiana Fever	W, 98-77	15,800	8/30/2024	Seattle Storm	W, 98-85
17,365	7/22/2025	Indiana Fever	W, 98-84	13,106	8/19/2018	Phoenix Mercury	L, 96-85
17,344	5/17/2025	Las Vegas Aces	W, 92-78	12,500	6/22/2025	Seattle Storm	L, 89-79
17,265	7/13/2025	Atlanta Dream	W, 79-72	12,009	6/27/2025	Phoenix Mercury	L, 106-91
16,383	6/19/2025	Phoenix Mercury	L, 89-81	11,724	8/6/2022	Phoenix Mercury	L, 76-62

### OVERALL HOME ATTENDANCE (Regular Season only)

YEAR	GAMES	TOTAL	AVERAGE
2018	17	47,988	2,823
2019	17	38,067	2,239
2020	11	0	0
2021	16	28,113	1,757
2022	18	95,882	5,327
2023	20	155,535	7,777
2024	20	254,590	12,730
2025	15	244,149	16,277

### OVERALL AWAY ATTENDANCE (Regular Season only)

YEAR	GAMES	TOTAL	AVERAGE
2018	17	127,214	7,483
2019	17	111,991	6,588
2020	11	0	0
2021	16	31,805	1,988
2022	18	106,202	5,900
2023	20	137,366	6,868
2024	20	180,403	9,020
2025	11	114,653	10,423

