



New York Liberty (11-3) @ Phoenix Mercury (11-4)



Friday, June 27th, 2025 — PHX Arena — 10:00 pm EDT — Regular Season Game #15 — Away Game #8

National Television: ION

Follow the Liberty PR Department on X: @nylibertyPR and @NYL_Stats

2024 WNBA CHAMPIONS | 2023 COMMISSIONER'S CUP CHAMPIONS

LAST GAME STARTERS

PLAYER / 2025-26 REGULAR SEASON AVERAGES

#7 Rebekah Gardner F • 6-1 • UCLA/USA • 2nd Season

GP/GS	PPG	RPG	APG	SPG	BPG	MPG
14/2	5.0	2.0	0.7	0.4	0.3	14.8

#30 Breanna Stewart F • 6-4 • Connecticut/USA • 9th Season

GP/GS	PPG	RPG	APG	SPG	BPG	MPG
14/14	21.0	5.9	3.6	1.3	1.2	31.7

#8 Nyara Sabally C • 6-5 • Oregon/Germany • 2nd Season

GP/GS	PPG	RPG	APG	SPG	BPG	MPG
8/5	6.6	5.4	0.8	1.1	1.0	19.6

#9 Natasha Cloud G • 5-10 • St. Joseph's (PA)/USA • 10th Season

GP/GS	PPG	RPG	APG	SPG	BPG	MPG
14/14	8.0	3.7	6.5	1.6	0.4	28.2

#20 Sabrina Ionescu G • 5-11 • Oregon/USA • 5th Season

GP/GS	PPG	RPG	APG	SPG	BPG	MPG
13/13	19.7	4.3	5.1	1.7	0.5	31.1

Marquesha Davis (Mar-QWEE-Shuh); **Leonie Fiebich** (Lay-oh-knee FEE-bich ["ich" like "rich"]); **Sabrina Ionescu** (yo-NESS-coo); **Marine Johannès** (Jo-han-ess); **Nyara Sabally** (Knee-ARE-uh SAH-buh-lee); **Jaylyn Sherrod** (SURE-rod); **Breanna Stewart** (bree-ANN-uh [NOT bree-ON-uh])

2025-26 REGULAR SEASON LIBERTY RECORDS

	RECORD	HOME	ROAD	OT
OVERALL	11-3	6-1	5-2	--
WESTERN	4-2	3-1	1-1	--
EASTERN	7-1	3-0	4-1	--

STREAKS

OVERALL	Won 1
HOME	Lost 1
ROAD	Won 1

MATCHUP QUICK HITS

The New York Liberty's first multi-game road trip of the 2025 season continues with a stop in Arizona, where they'll face the Phoenix Mercury for the second time this year.

The Liberty dropped their first meeting with the Mercury at Barclays Center on June 19, falling 89–81. Despite the loss, Breanna Stewart recorded the 14th 30-point game of her Liberty career - second-most in franchise history - and the 30th of her WNBA career, ranking third all-time in league history.

In their most recent game, a win over the Golden State Valkyries at Chase Center on June 25, Stewart and Kennedy Burke combined for 43 points. The duo shot 15-for-33 from the field, 6-for-13 from 3-point range, and a perfect 7-for-7 from the free throw line. Stewart matched her season high for field goals made in a half (eight), while Burke tied her Liberty career high with six field goals.

Stewart also notched her 92nd career double-double - and 38th with New York - with 23 points and 10 rebounds. Her Liberty rebound total now stands at 776, moving her past Jonquel Jones (772) to seventh on the franchise's all-time list. She also climbed to No. 18 on the WNBA's all-time scoring list with 5,713 career points, surpassing Jewell Loyd (5,697).

For the first time in 2025, three Liberty players shot 100% on at least three free throw attempts in the same game: Stewart (3-for-3), Sabrina Ionescu (8-for-8), and Burke (4-for-4). Only four other teams have accomplished that feat this season—Chicago, Golden State, Connecticut, and Dallas (twice). It marked Ionescu's eighth perfect free-throw game, the most in Liberty history.

The Liberty bench contributed 31 points against the Valkyries (10-for-20 FG, 7-for-14 3FG, 4-for-4 FT), their third-highest total of the season. Their top two bench-scoring games came on May 27 vs. Golden State (37 points), May 22 vs. Chicago, and June 1 vs. Connecticut (35 points each). Marine Johannès scored nine points in the third quarter, going 3-for-3 from deep. It was her second-highest scoring quarter of the season, behind her 12-point outburst (4-for-6 3FG) in the second quarter on May 27 against Golden State.

New York continues to lead the WNBA in offensive rating (108.5), net rating (13.4), points per game (87.8), and 3-pointers made per game (10.4).

Through 14 games, the Liberty have made 145 3-pointers - tied with the 2024 Minnesota Lynx for the second-most in league history over that span. Only the 2021 Liberty and 2025 Atlanta (148 each) have made more.

2025 REGULAR SEASON SCHEDULE

DATE	OPPONENT	SCORE	RECORD
5/17	vs. Aces	92-78 W	1-0
5/22	@ Sky	99-74 W	2-0
5/24	@ Fever	90-88 W	3-0
5/27	vs. Valkyries	95-67 W	4-0
5/29	vs. Valkyries	82-77 W	5-0
5/30	@ Mystics	85-63 W	6-0
6/1	vs. Sun	100-52 W	7-0
6/5	@ Mystics	86-78 W	8-0
6/10	vs. Sky	85-66 W	9-0
6/14	@ Fever	88-102 L	9-1
6/17	vs. Dream	86-81 W	10-1
6/19	vs. Mercury	81-89 L	10-2
6/22	@ Storm	79-89 L	10-3
6/25	@ Valkyries	81-78 W	11-3
6/27	@ Mercury	10:00 pm	--
6/29	@ Dream	3:00 pm	--
7/3	vs. Sparks	7:00 pm	--
7/6	vs. Storm	1:00 pm	--
7/8	vs. Aces	8:00 pm	--
7/13	vs. Dream	3:00 pm	--
7/16	vs. Fever	7:30 pm	--
7/22	vs. Fever	8:00 pm	--
7/25	vs. Mercury	7:30 pm	--
7/26	vs. Sparks	7:00 pm	--
7/28	@ Wings	8:00 pm	--
7/30	@ Lynx	8:00 pm	--
8/1	@ Sun	7:30 pm	--
8/3	@ Sun	1:00 pm	--
8/5	vs. Wings	7:00 pm	--
8/8	@ Wings	7:30 pm	--
8/10	vs. Lynx	12:30 pm	--
8/12	@ Sparks	10:00 pm	--
8/13	@ Aces	9:30 pm	--
8/16	@ Lynx	2:00 pm	--
8/19	vs. Lynx	7:00 pm	--
8/21	vs. Sky	7:00 pm	--
8/23	@ Dream	2:00 pm	--
8/25	vs. Sun	7:00 pm	--
8/28	vs. Mystics	7:00 pm	--
8/30	@ Mercury	10:00 pm	--
9/2	@ Valkyries	10:00 pm	--
9/5	@ Storm	10:00 pm	--
9/9	vs. Mystics	7:00 pm	--
9/11	@ Sky	8:00 pm	--



NO.	PLAYER	POS.	HT.	BIRTHDATE	PRIOR TO WNBA/HOME COUNTRY	WNBA EXP.
22	Kennedy Burke	G	6-1	02/14/1997	UCLA/USA	5
9	Natasha Cloud	G	5-10	02/22/1992	St. Joseph's (PA)/USA	10
1	Marquesha Davis	G	6-0	05/29/2001	Mississippi/USA	1
13	Leonie Fiebich	F	6-4	01/10/2000	/Germany	2
7	Rebekah Gardner	G	6-1	07/09/1990	UCLA/USA	2
21	Isabelle Harrison	F	6-3	09/27/1993	Tennessee/USA	7
20	Sabrina Ionescu	G	5-11	12/06/1997	Oregon/USA	5
23	Marine Johannès	G	5-10	01/21/1995	/France	3
35	Jonquel Jones	C	6-6	01/05/1994	George Washington/Bahamas	9
8	Nyara Sabally	C	6-5	02/26/2000	Oregon/Germany	2
0	Jaylyn Sherrod	G	5-7	10/21/2001	Colorado/USA	1
30	Breanna Stewart	F	6-4	08/27/1994	Connecticut/USA	9

STAFF

Head Coach	Sandy Brondello (she/her)
Assistant Coach	Olaf Lange (he/him)
Assistant Coach	Sonia Raman (she/her)
Assistant Coach	Zach O'Brien (he/him)
Head Athletic Trainer	Theresa Acosta (she/her)

PRONUNCIATION GUIDE

Marquesha Davis (Mar-QWEE-Shuh); **Leonie Fiebich** (Lay-oh-knee FEE-bich ["ich" like "rich"]); **Sabrina Ionescu** (yo-NESS-coo); **Marine Johannès** (Jo-han-ess); **Nyara Sabally** (Knee-ARE-uh SAH-buh-lee); **Jaylyn Sherrod** (SURE-rod); **Breanna Stewart** (bree-ANN-uh [NOT bree-ON-uh])
Coaches: **Sandy Brondello** (braun-DELL-oh), **Olaf Lange** (Lang)

HOW THE LIBERTY WERE BUILT

FREE AGENTS

- 2025** - Kennedy Burke (Re-signed on February, 1, 2025.)
- Isabelle Harrison (Signed as free agent on Feb. 21, 2025.)
- Marine Johannès (Re-signed with New York Liberty on Mar. 21, 2025.)
2024 - Jaylyn Sherrod (Signed rest of season contract on Aug. 16, 2024.)
2023 - Breanna Stewart (Resigned with the New York Liberty on March 26, 2025.)

OBTAINED VIA TRADE

- 2024** - Natasha Cloud (Acquired via trade from CON on March 16, 2025)
- Rebekah Gardner (Acquired via trade from CHI in 2024)
2023 - Leonie Fiebich (Acquired player rights from CHI via four-team trade)
- Jonquel Jones (Re-signed with New York Liberty February 16, 2024)

OBTAINED VIA DRAFT

- 2024** - Marquesha Davis (Drafted No. 11 overall by New York Liberty)
2022 - Nyara Sabally (Drafted No. 5 overall in 2022 WNBA Draft)
2020 - Sabrina Ionescu (Re-signed with New York Liberty on May 15, 2023)

NUMERICAL ROSTER

0 Jaylyn Sherrod	20 Sabrina Ionescu
1 Marquesha Davis	21 Isabelle Harrison
7 Rebekah Gardner	22 Kennedy Burke
8 Nyara Sabally	23 Marine Johannès
9 Natasha Cloud	30 Breanna Stewart
13 Leonie Fiebich	35 Jonquel Jones

STATUS REPORT

Jonquel Jones - OUT (R. Ankle)
Leonie Fiebich - OUT/NWT (Overseas Commitment)

LIBERTY PREGAME AVAILABILITY: 90-60 Minutes on Game Clock (Begins at 5:27:30 PM MT)

90-75 Minutes	80-65 Minutes	75-60 Minutes
Kennedy Burke	Sabrina Ionescu	
Natasha Cloud	Breanna Stewart	
Marquesha Davis		
Rebekah Gardner		
Marine Johannès		
Isabelle Harrison		
Nyara Sabally		
Jaylyn Sherrod		



WOMEN'S NATIONAL BASKETBALL ASSOCIATION

OFFICIAL SCORER'S REPORT
FINAL BOX

Wednesday, June 25, 2025 Chase Center, San Francisco, CA
 Officials: #34 Maj Forsberg, #39 Michael Price, #29 Jason Alabanza

Game Duration: 1:59
 Attendance: 18064 (Sellout)

VISITOR: New York Liberty (11-3)

	POS	MIN	FG	FGA	3P	3PA	FT	FTA	OR	DR	TOT	A	PF	ST	TO	BS	+/-	PTS
7 Rebekah Gardner	F	33:41	4	10	2	5	1	2	3	0	3	0	3	0	1	1	9	11
30 Breanna Stewart	F	37:17	9	19	2	4	3	3	1	9	10	3	1	1	2	2	6	23
8 Nyara Sabally	C	15:44	1	4	0	0	1	2	3	1	4	1	3	0	0	1	-3	3
9 Natasha Cloud	G	27:06	1	8	0	6	0	0	0	3	3	7	4	1	3	0	-7	2
20 Sabrina Ionescu	G	29:12	1	11	1	7	8	8	1	6	7	4	2	1	1	1	-8	11
22 Kennedy Burke		30:25	6	14	4	9	4	4	4	1	5	1	0	1	0	0	1	20
0 Jaylyn Sherrod		03:54	0	0	0	0	0	0	0	0	0	0	1	0	0	0	0	0
23 Marine Johannès		17:48	4	6	3	5	0	0	1	4	5	1	1	1	1	0	12	11
21 Isabelle Harrison		04:53	0	0	0	0	0	0	0	0	0	1	1	0	0	0	5	0
1 Marquesha Davis			DNP - Coach's Decision															
200:00			26	72	12	36	17	19	13	24	37	18	16	5	8	5	3	81
			36.1%		33.3%		89.5%		TM REB: 7		TOT TO: 9 (10 PTS)							

HOME: GOLDEN STATE VALKYRIES (7-7)

	POS	MIN	FG	FGA	3P	3PA	FT	FTA	OR	DR	TOT	A	PF	ST	TO	BS	+/-	PTS
5 Kayla Thornton	F	34:22	5	12	1	5	0	0	1	6	7	3	2	1	1	0	-4	11
7 Stephanie Talbot	F	28:13	5	7	3	5	0	0	1	4	5	3	1	0	2	0	7	13
25 Monique Billings	C	20:23	1	5	0	2	0	0	2	5	7	1	1	1	1	0	2	2
15 Tiffany Hayes	G	33:39	4	12	2	6	5	6	1	4	5	3	5	1	3	1	-3	15
22 Veronica Burton	G	33:56	3	10	1	4	0	1	3	2	5	10	4	0	0	1	-2	7
2 Kaitlyn Chen		08:54	0	2	0	1	0	0	0	0	0	0	0	0	0	0	-6	0
55 Chloe Bibby		03:49	1	2	1	1	0	0	0	2	2	0	0	0	0	0	0	3
20 Kate Martin		24:06	7	15	4	10	3	3	0	2	2	0	1	1	2	0	-9	21
3 Laetitia Amihère		12:38	2	7	0	1	2	2	2	3	5	0	0	1	1	1	0	6
21 Bree Hall			DNP - Coach's Decision															
200:00			28	72	12	35	10	12	10	28	38	20	14	5	10	3	-3	78
			38.9%		34.3%		83.3%		TM REB: 12		TOT TO: 12 (12 PTS)							

SCORE BY PERIOD	1	2	3	4	FINAL
Liberty	29	17	18	17	81
VALKYRIES	32	11	18	17	78

Inactive: Liberty - Jones (Injury/Illness - Right Ankle)
 Inactive: Valkyries - Fágbenlé (Rest), Leite (Injury/Illness - Back)
 Points in the Paint: Liberty 28 (14/30), VALKYRIES 30 (15/33)
 2nd Chance Points: Liberty 10 (5/16), VALKYRIES 13 (5/13)
 Fast Break Points: Liberty 6 (2/5), VALKYRIES 5 (2/5)
 Technical fouls - Non-Unsportsmanlike
 Liberty (0): NONE
 VALKYRIES (1): Chen 0:12 1st (Defensive Three Seconds)

Biggest Lead: Liberty 6, VALKYRIES 6
 Lead Changes: 16
 Times Tied: 7





A Recap of New York's Historic 2024 Playoff Run

First Round Sweep

The New York Liberty's playoff path began with a best-of-three series against the Atlanta Dream. The Liberty swept Atlanta via back-to-back wins at Barclays Center.

Game 1 was dominated by the Liberty, who were up by as much as 22 points and never relinquished their lead. Sabrina Ionescu and rookie Leonie Fiebich led the team in scoring, each putting up 25 points. Fiebich also became the first ever rookie with 4+ 3PM in a playoff game without a miss. Breanna Stewart put up a 24-11 double-double and got up for three blocks as the team held the Dream to shooting 18.8% from three.

Sweeping the series with a Game 2 win, New York grinded out a 9.1 net rating, with every starter finishing with a positive plus/minus. With a Sabrina Ionescu 36-point night, which tied the franchise's single-game playoff scoring record, and a Jonquel Jones 20-point, 13 rebound double-double, the Liberty fended off Atlanta's attempt to even the series.

Feeling Lucky in Las Vegas

In the 2024 Semifinals against the Las Vegas Aces, New York continued their defense of home court in the post season. With three players scoring in double figures, the Liberty powered past the Aces in Game 1. After a Jonquel Jones made three less than two minutes into the game to the final buzzer, New York held the lead in a wire-to-wire victory.

A Game 2 win featured every starter earning a defensive rating equal to or above 100.0. Sabrina Ionescu led the way with 24 points and nine rebounds.

Playing a second game in Michelob Ultra Arena after a Game 3 loss, the Liberty were determined to end the series with a Game 4 win. On the back of a Breanna Stewart double-double, the Liberty closed out the series with a resounding 14-point win.

A Finals Series for the Ages

New York's second Finals appearance in two years began with hosting the first two games in Barclays Center. After a Game 1 loss in overtime, the Liberty stormed through Game



2 to victory, shooting 45.8% from three and building up a lead by as much as 17 points. In the first two matchups, Jonquel Jones amassed a combined 38 points and 19 rebounds.

Hitting the road for Minnesota, the Liberty battled for a Game 3 win with Breanna Stewart racking up a 30-point double-double. Stewart, Betnijah Laney-Hamilton, Jonquel Jones, Sabrina Ionescu and Nyara Sabally combined for nine blocks, matching the franchise record for most blocks in a playoff game. Sabrina Ionescu called game, sinking a game-winning 28-foot 3-pointer with one second left on the shot clock.

A close Game 4 loss despite 21 points from Jones set the stage for the Game 5 face-off in Brooklyn with the series tied at 2-2. Leading the team, Jones scored 17 points and Stewart put up 3 blocks. Nyara Sabally and Leonie Fiebich combined for 26 points, including a key 5 points in overtime that guaranteed the New York Liberty their first WNBA title in franchise history and the city's first basketball title in over 50 years. Jonquel Jones was awarded the 2024 Finals Most Valuable Player award after tallying 89 points, 38 rebounds, 11 assists and 4 blocks in the series.

All Eyes on the Liberty

A New York Liberty attendance record was set when over 18,000 fans gathered in the arena to watch the Liberty bring New York its first

professional basketball championship since 1973.

The Finals series averaged 1.6 million viewers, garnering the highest rating in 25 years. This mark was a 115% increase from the 2023 WNBA Finals. Games 3, 4 and 5 were the most watched WNBA Finals games that aired on cable. Viewership for Game 5 peaked at 3.3 million, with its television rating doubling the previous record for a Game 5 Finals matchup.

Canyon of Heroes History

Thousands upon thousands of fans showered the 2024 WNBA Champions with ticker tape and support as the New York Liberty's championship parade made its way down the renowned Canyon of Heroes. The Liberty joined New York sports history as they took the famous same path taken by winners of World Cups, Stanley Cups, Super Bowls and World Series titles.

A massive crowd of seafoam gathered for the first parade celebrating a NY professional sports team since the New York Giants' Super Bowl in 2012. The parade was followed by a ceremony at City Hall with the New York Liberty receiving the key to New York City.

On May 16, the Liberty had a permanent plaque installed and unveiled at 250 Broadway Street, commemorating their spot among this city's all-time legendary championship winning teams.

Reflecting the New York Liberty's commitment to excellence and honoring Brooklyn were at the forefront of the design process for renowned bespoke diamond jewelry creator, Jason of Beverly Hills and Brooklyn-based designers, Dynasty and Soull Ogun of L'Enchanteur. The championship celebrates one of the WNBA's original franchises winning their first-ever title, New York City's first professional basketball championship since 1973 and serves as a tribute to the spirit, core values and city that the franchise represents.



More than six carats of white diamonds reflect the six years of Joe and Clara Wu Tsai's ownership of the Liberty. Eleven black diamonds represent the team's 2024 playoff wins, while 32 points of black diamonds honor the Liberty's franchise-record tying 32 regular season wins as they became the first WNBA to win 30+ games in back-to-back seasons.



The single diamond in the trophy represents the New York Liberty's first WNBA title.



An image of a budding leaf breaking through a crack in the concrete pays homage to 'The Concrete Jungle' that the Liberty calls home while symbolizing the beginning of the Liberty's championship chapter. The 28 points of Paraiba in the leaf symbolize the team's 28 seasons in the WNBA. Each player's name and jersey number complete the shank's design.



The top of the championship ring unscrews to reveal a recreation of the New York Liberty court with the team's record in each playoff series in their title run. Underneath the ring's top are a pair of earrings, providing players with everyday jewelry to remind them of their historic win.



- **LEADING THE LEAGUE:** The Liberty leads the WNBA in various categories this season, including points per game (87.8), defensive rebounds per game (28.5), true shooting percentage (58.5%), offensive rating (108.5), and net rating (13.4).

- New York has outscored its opponents by a league-best 10.5 points per game. *See the chart for a look at the best total point differential through 14 games to begin a WNBA season since 2015.*

+/-	TEAM	W-L	SEASON	FINISHED
+215	Las Vegas	13-1	2023	Champions
+193	Los Angeles	13-1	2016	Champions
+171	Seattle	11-3	2020	Champions
+166	Minnesota	13-1	2017	Champions
+151	Las Vegas	10-4	2021	Semifinalist
+148	Minnesota	13-1	2016	Runner-Up
+147	New York	11-3	2025	TBD
+145	Minnesota	11-3	2024	Runner-Up
+144	Las Vegas	12-2	2022	Champions
+143	Connecticut	13-1	2024	Semifinalist

- Five Liberty players occupy the WNBA's top 10 spots in the total plus/minus ranking: **Leonie Fiebich** +139 (first), **Breanna Stewart** +132 (second), **Sabrina Ionescu** +127, **Jonquel Jones** +127 (tied for third), and **Natasha Cloud** +116 (eighth).

▪ **RUNNING IT UP**

- New York has won six of its 13 contests by double figures, including four wins of at least 20 points.

- Seven other teams — Atlanta, Golden State, Indiana, Minnesota, Phoenix, Las Vegas and Seattle — have recorded multiple wins by 20 or more points this season, but none have done so more than twice.
 - *See the chart for a look at the Liberty seasons with the most 20+ point wins.*

#	TOT GP	SEASON
6	40	2023
6	40	2024
4	14	2025
3	34	2016
3	34	2017

- **FROM DISTANCE:** *See the chart for a look at the most 3-pointers made by a WNBA team through its first 14 games of a season.*

- The Liberty have made the second-most triples through 14 games in team history.

#	TEAM	SEASON
148	New York	2021
148	Atlanta	2025
145	New York	2025
145	Minnesota	2024
144	New York	2023

- **JUMPING AHEAD EARLY:** All but four of New York's first halves have ended with a tie or a Liberty lead this season. They have held double-digit leads at the break seven times and have led by 20 or more after the second quarter three times.

- The Liberty had three halftime leads of at least 20 points three times *last regular season*.

- **CARE FOR THE ROCK:** New York ranks fourth in the WNBA in assist-to-turnover ratio (1.53).

- The Liberty boast the third-highest assists per game mark (21.8) while turning the ball over just 14.1 times per contest (third-lowest average in the league this season).
 - New York leads the league in steals, averaging 9.2 per game.

- **LIBS ON DEFENSE:** The Liberty have allowed just 77.3 points per game so far this season, good for the third lowest average in the league (first: Minnesota's 73.6 opp. ppg, second: Atlanta's 77.1 opp. ppg).

- New York has held its opponents to a league-best 39.4% (28.1-of-71.5) from the field.
 - The team's 95.1 defensive rating through the first 14 games is the franchise's second-best mark since 2015.





Player Notes

- **II DBL-DBLS:** **Jonquel Jones** recorded 10 points (4-of-10 FG, 2-of-4 3FG) and 10 rebounds in 25:29 minutes against Atlanta on 6/17, marking her sixth double-double this season.
 - She is tied for the third-most double-doubles in the league this season with Phoenix's Alyssa Thomas and Indiana's Aliyah Boston. Only Chicago's Angel Reese (8) and Atlanta's Brionna Jones (7) have totaled more.
 - Since joining New York ahead of the 2023 season, Jones has tallied 28 double-doubles in the regular season, which is seventh-most in the league over that span.
 - New York is a perfect 28-0 in regular season games where Jones notches a double-double. She joins Vickie Johnson (4-0) and Kelsey Bone (2-0) as the only Liberty players who posted multiple double-doubles with the team and an undefeated record.
 - *See the chart for a look at where Jones ranks in career double-doubles in WNBA history.*
- | RANK | PLAYER | # |
|-------|------------------|-----|
| 5th | Nneka Ogumike | 112 |
| 6th | A'ja Wilson | 104 |
| t-7th | Tamika Catchings | 96 |
| t-7th | Jonquel Jones | 96 |
- **KB FROM THREE:** Through 14 games this season, **Kennedy Burke** has shot 26-of-48 from beyond the arc for a 54.2% 3-point success rate, second highest in the WNBA of qualified players behind only Indiana's Lexie Hull shooting 55.3% from three. *See the chart for a look at where KB's shooting marks rank among qualified players this season*
 - Burke has shot a league-best 50.0% (20-of-40) on above the break 3-pointers this season (min. 30 such 3FGA). She was 14-of-52 (26.9%) on those attempts all last season.
- | STAT | # | RANK |
|-------|------|------|
| 3FG % | 54.2 | 2nd |
| TS% | 69.6 | 4th |
- **SA-THREE-NA:** On 6/5 against Washington, **Sabrina Ionescu** hit two 3-pointers to become the Liberty's all-time leading 3-point scorer with 401, surpassing Crystal Robinson's 400 3-point field goals. Her career total currently stands at 413 made 3-point shots.
 - With 34 made threes on the season thus far, Sabrina Ionescu has hit the fourth-most shots from deep in the league.
 - Of the four players who have attempted at least 100 3-pointers, Ionescu's 31.8% success rate is the second highest percentage, with only Los Angeles' Kelsey Plum shooting 33.7% ahead of her.
 - The 5/29 contest against the Washington Mystics featured Ionescu hitting five 3-pointers in the first half, matching her career high.
 - For the first time in her career, Ionescu has scored at least 30 points in consecutive games (6/14: 34 pts, 6/17: 34 pts). She is only the second Liberty player to do this after Breanna Stewart (8/28-30/2024) and the first WNBA player to do so since Atlanta's Rhyne Howard's three game streak in 2024 (9/3-8/2024). She joins Diana Taurasi (2006), Liz Cambage (2018) and Kahleah Copper (2024) as the only WNBA players to reach 34 points in back-to-back games.
 - Ionescu's scoring average has risen each season of her five-year career and this year is no exception. With 19.7 points per game through 13 games, she is blazing past her previous high of 18.2 ppg in 2024.
 - In Ionescu's first WNBA game in her native Bay Area, on 6/25 vs. Golden State, she went 8-for-8 on free throws. That marked her eighth game with a perfect free throw shooting record on at least eight attempts, the most such games in franchise history.





■ STEW YORK CITY:

- With 294 points on the season, **Breanna Stewart** is the league's second leading total scorer. This is her second-best scoring start to her Liberty career, second only to her career best 310-point start in 2023.
- Stewart is one of only two players averaging at least 21.0 points, 5.0 rebounds, 3.0 assists, 1.0 blocks per game, and a 9.0 +/-.
- Over three games (6/14–19), Breanna Stewart scored at least 23 points in each contest. This matches her longest such streak since joining the Liberty.
 - The longest such streak in Liberty history is four games, a mark achieved by Sabrina Ionescu (6/1–7/2022) and Tina Charles (5/29–6/7/2018, and 6/14–22/2016).

PLAYER	PPG	REB	AST	BLK	+/-
Breanna Stewart	21.0	5.9	3.6	1.2	9.4
Napheesa Collier	24.4	8.5	3.6	1.5	10.7

■ TWENTY-POINT TWINNING

- **Breanna Stewart** (22.5 ppg) and **Sabrina Ionescu** (21.3 ppg) lead the WNBA in scoring for the month of June, ranking first and third, respectively. Las Vegas is the only other team with multiple players in the top 10: A'ja Wilson ranks fifth with 19.2 points per game, and Jackie Young is tenth with 18.1 points per game.
- Stewart and Ionescu have scored at least 20 points each in the same game three times this season. Only one scoring pair has more occurrences of that achievement in 2025.
 - *See the chart below for 2025 teammate pairs that have scored 20+ points in the same game at least three times.*
- So far in 2025, Breanna Stewart has recorded eight 20-point games, while Sabrina Ionescu has six. The high-scoring duo each tallied 16 such games during the 2024 regular season en route to a WNBA championship - and they're on pace to surpass that mark this year.
 - *See the table for New York's all-time leaderboard for 20-point games.*

TEAM	PLAYERS	G
SEA	Diggins, Ogwumike	4
NYL	Ionescu, Stewart	3
IND	Boston, Mitchell	3
LVA	Wilson, Young	3
LAS	Plum, Stevens	3

RANK	PLAYER	#	RANK	PLAYER	#
1 st	Tina Charles	93	3 rd	Sabrina Ionescu	54
2 nd	Cappie Pondexter	71	4 th	Breanna Stewart	50





Career Milestones

- **Sabrina Ionescu** scored her first 31 points of the 2025 season by 5/24 against Indiana, surpassing Becky Hammon to become the Liberty's fourth all-time leading scorer. Similarly, on 6/5 against Washington, **Breanna Stewart** passed Essence Carson to move into the No. 9 spot on New York's all-time scoring list after surpassing 131 points on the season.

- *See the chart for a look at where Ionescu and Stewart currently rank in career points in Liberty history.*

RANK	PLAYER	PTS	RANK	PLAYER	PTS
1st	Tina Charles	3,739	6th	Crystal Robinson	2,301
2nd	Vickie Johnson	3,248	7th	Shameka Christon	2,295
3rd	Cappie Pondexter	2,970	8th	Breanna Stewart	1,990
4th	Sabrina Ionescu	2,593	9th	Tari Phillips	1,826
5th	Becky Hammon	2,367	10th	Essence Carson	1,790

- **Natasha Cloud** currently ranks ninth in WNBA history in total assists (1,613). She is 21 dimes away from Candace Parker in the No. 8 spot with 1,634 assists.
- **Jonquel Jones** ascended to No. 20 on the WNBA's all-time leader in rebounds. After nine appearances in 2025, her career count totals 2,405 rebounds. With 40 more boards, she'll pass Yolanda Griffin for the No. 19 ranking. Jones is currently 21st on the WNBA's leaderboard for all-time offensive rebounds (707). With three more offensive boards, she'll leap over Tammy Sutton-Browne, Michelle Snow (tied at 19th with 708) and Lauren Jackson (18th with 709) for the No. 18 spot.
- With her 34-point performance in the 6/14 contest against Indiana, **Ionescu** reached the 2,500 milestone in 153 games. This makes her the third fastest Liberty player to achieve this feat, after Cappie Pondexter (130) and Tina Charles (133).
- This season, **Breanna Stewart** has reached 5,690 career points. She achieved the 5,500 point milestone in 266 games, which ties Diana Taurasi for the league's record for fastest to this mark. Stewart is the league's 11th leading defensive rebounder with 1,983 in her career. She surpassed Diana Taurasi's total of 1,970.
- **Stewart** and **Jones** have climbed the ranks of the Liberty's all-time leaders in blocks. Stewart's 126 blocks as a Liberty player ranks sixth behind Shameka Christon (133), and Jones' 110 swats is the ninth most, tied with Rebecca Allen and three shy of Janel McCarville (113).
- On 6/19 against the Phoenix Mercury, **Breanna Stewart** racked up 35 points for the first time this season. It marked the 12th 35-plus-point game of her regular-season career, tying her with Las Vegas' A'ja Wilson for second-most in WNBA history. The duo trails only Diana Taurasi, who holds the all-time record with 14 such games.
 - Seven of Stewart's 35-point outings have come since she joined the Liberty in 2023. She is the only player in franchise history to record multiple 35-point games.
- **Stewart's** 10 rebound performance on 6/25 against the Valkyries brought her Liberty rebound total to 776, moving her past Jonquel Jones (772) to seventh on New York's all-time leaderboard.





Team Milestones

- The New York Liberty are off to the second-best start through 14 games in franchise history (11-3). The Liberty are just the ninth team in WNBA history to begin a season 9-0.
 - See the chart for a look at the best starts to a season in WNBA history (left) and the longest single season winning streaks in team history (right).

- This is only the third time that the Liberty have won at least 11 times through the first 14 contests, including the Championship runners-up 1997 squad and the WNBA Championship-winning 2024 team.

W-L	TEAMS	SEASON	STREAK	DATES
13-0	Minnesota	2016	10	8/8 – 9/3/17
11-0	Los Angeles	2016	10	7/27 – 8/19/10
10-0	Minnesota	2012	9	5/17 – 6/10/25
9-0	New York	2025	8	Three times
9-0	Five instances	--		

- With a 6-0 start in Barclays Center in 2025, the New York Liberty tied the franchise's best home record to start a season.
 - See the chart for the best home starts to a season in team history.
 - Including the 2024 postseason, the Liberty won eight straight games at Barclays Center from Oct. 13, 2024, to June 17, 2025.

W-L	SEASON
6-0	1998
6-0	1997
6-0	2025
4-0	2013
4-0	2007

- New York defeated Connecticut, 100-52, on 6/1 at Barclays Center. This 48-point win marked the largest margin of victory in Liberty history, surpassing a 43-point win (88-45) over Washington on August 13, 1998. It is also the second-largest win in league history, behind Minnesota's 111-52 victory over Indiana on August 18, 2017.
- New York drilled 19 3-pointers on 5/22 at Chicago, setting a new single-game WNBA record, before matching that total on 6/1 against Connecticut.

- See the chart for the highest 3-point field goal percentage in a single game (min. 30 3FGA) all-time (**bold = this season**).

3FG %	3FG-3FGA	TEAM	DATE
.600	18-of-30	Seattle	8/12/20 vs. Atlanta
.594	19-of-32	New York	6/1/25 vs. Connecticut
.581	18-of-31	New York	7/6/22 at Las Vegas
.559	19-of-34	New York	5/22/25 at Chicago
.548	17-of-31	Washington	6/11/24 at Atlanta





CHAMPIONSHIP DNA

After bringing home the franchise's first championship, the New York Liberty's 2025 roster will include players responsible for 73.2% of the minutes in the team's playoff run.

The two lineups most used in the championship pursuit posted plus/minus ratings of +3.9 and +9.0 and will return all but one player for the start of the season.

The Liberty maintained home court dominance throughout their journey to securing a championship, posting a 6-1 record at Barclays Center.

THE HOTTEST TICKET IN TOWN

Attendance at Barclays Center for New York Liberty games surged over 63% from 2023 to the 2024. Last season, home games attendance averaged over 12,500.

The Liberty earned the honor of playing back-to-back WNBA Finals series in Barclays Center. In the 2023 Finals matchup against the Las Vegas Aces, games in Brooklyn, NY drew an average of 16,997 fans. During the 2024 series, on their path to besting the Minnesota Lynx, an average of 17,956 Liberty fans filled the arena.

On October 20, 2024, a Liberty franchise attendance record at Barclays Center was set when 18,090 fans packed the arena to watch the New York Liberty win Game 5 and clinch their first ever WNBA Championship.

THE WIZARD'S RETURN

While **Marine Johannès'** creative passing and acrobatics at the rim cannot be quantified or captured on a stat sheet, her shooting ability certainly can. Her career 3-point percentage ranks her amongst the top 7 active WNBA players (minimum 20 3PM).

Marine was in contention for the 2023 Sixth Player of the Year award, but her outings as a starter were impactful. She averaged 10.6 points in those starting appearances, including leading the team in scoring with 18 points against the Atlanta Dream.

National team commitments called Johannès back to France during the 2024 season. In an Olympic tournament run that resulted in a silver medal, she put up 24 points versus Germany to advance to the penultimate matchup against Team USA.

CLOUDY DAYS ARE HERE

The WNBA saw a whirlwind of movement during the offseason, including the addition of **Natasha Cloud** to the New York Liberty.

In 26 of her 38 starts last season, she accumulated at least 10 assists. Eight of those outings resulted in a double-double.

Cloud's 2024 campaign was laden with achievements, including a career-high scoring performance with 31 points, finishing top 4 in assists, top 10 in minutes played and a nomination to the league's All-Defensive 2nd Team.





IZZY SZN

The Liberty's offseason moves continued with the acquisition of forward **Isabelle Harrison** who is coming off a career best defensive performance with the Chicago Sky.

Harrison saw her defensive rating jump to 104.8 while she averaged 16.3 minutes per game. She posted her best assist-to-turnover ratio in six years (0.69). Her career-high of 11 defensive rebounds came against the New York Liberty in Barclays last season

BEK IS BACK

Acquired by the New York Liberty in 2024, **Rebekah Gardner** will make her first appearance in seafoam this season. In her 2022 debut, Gardner made the WNBA's All-Rookie Team and put up a top 8 field goal percentage of 54.2%. In her two seasons with the Chicago Sky, she posted offensive ratings of 101.4 (2022) and 94.2 (2023).

SABRINA/STEWART SCORING SPREE

A championship season saw **Sabrina Ionescu** and **Breanna Stewart** climb the ranks of the Liberty's franchise scoring records, with both firmly established in the top ten.

After Stewart's 2024 scoring performance, she now sits atop the Liberty's scoring average leaders (21.7). In 16 of her 38 appearances in the 2024 regular season, she tallied at least 20 points.

The Liberty's record for made 3-pointers is well within Sabrina Ionescu's grasp, with her total a mere 21 short of franchise history. Sixteen was a lucky number for this pair, as Ionescu also racked up 20+ point performances in as many games. Her 2024 season ranks her in the league's top 3 3-pointers performances, only being outdone by Diana Taurasi in 2006....and herself in 2023.

BLOCK PARTY IN BROOKLYN

2024 Finals MVP **Jonquel Jones** teamed up with **Breanna Stewart** to both rank in the top 6 number of blocks in 2024, 50 and 48, respectively. Their defensive dominance resulted in both players averaging 1.3 blocks per game and taking their place in the Liberty's top 10 list for blocks in the playoffs (7 and 19, respectively).

Jones' elevated for 50 blocks last season, leading the team and placing herself amongst the top 4 league leaders in the category.

Breanna Stewart set a franchise record for blocks in a regular season game (6) and in a playoff game (4) in Game 3 of the 2024 WNBA Finals.





PHENOMENAL FIEBICH

Leonie Fiebich enters the 2025 WNBA season fresh off winning a championship in Spain's LF Endesa with Valencia Basket Club.

Her rookie season with New York saw her make the 2024 WNBA All-Rookie team as she consistently contributed to the Liberty's championship season. Voting for 2024's Sixth Player of the Year Award ended with Leonie Fiebich finishing in second place, the highest rookie consideration for the award since 2009.

Out of the 26 first year players last season, only five were featured in all 40 regular season games. Leonie was among them and her scoring efficiency stood above the rest. She led that group in field goal percentage (47.8%), effective field goal percentage (62.4%), and true shooting (62.4%).

Her 3-point percentage (43.3%) and single season plus/minus (+279) rank second among the WNBA's all-time debut performances.

Fiebich's postseason performance added her name to the WNBA's rookie record book. She put up 128 points during her first postseason run, second most by a rookie in the WNBA playoffs. In the span of 11 games, Fiebich hit 25 3-pointers, the third fastest player to do so in the WNBA postseason. In Game 1 of the Finals, she hit five shots from beyond the arc, making her the first rookie to sink that many from three in a Finals matchup.



2025-26 REGULAR SEASON	PPG	OPP. PPG	FG%	3FG%	FT%	RPG	APG	SPG	TO	BPG
Liberty	87.8	77.3	.456	.348	.826	35.7	21.6	8.93	14.1	4.93
Mercury	82.3	78.2	.428	.334	.792	33.8	20.2	9.20	14.8	3.93



2024-25 REGULAR SEASON INDIVIDUAL BESTS				2024-25 REGULAR SEASON MERCURY BESTS				2024-25 REGULAR SEASON TEAM			
Points	28	Breanna Stewart @ PHO 6/18/24		Points	22	Brittney Griner @ PHO 8/26/24		Biggest Win	14	@ PHO 8/26/24	
Rebounds	9	Betnijah Laney-Hamilton @ PHO 6/18/24		Rebounds	9	Diana Taurasi @ PHO 6/18/24, Kahleah Copper vs. PHO 5/29/24		Biggest Loss	6	@ PHO 6/18/24	
Assists	9	Sabrina Ionescu vs. PHO 5/29/24		Assists	7	Natasha Cloud @ PHO 8/26/24, Kahleah Copper @ PHO 6/18/24, Sug Sutton vs. PHO 5/29/24					

ALL-TIME SERIES FACTS	
Longest Win Streak	4 wins, 4x
Biggest Win	38 points: 107-69, 08/14/10
Biggest Loss	29 points: 67-96, 08/02/20
Most Points Scored	107 points: 107-69, 08/14/10
Most Points Allowed	79 points: 79-106, 08/25/21
Top Scorer (NYL)	Breanna Stewart: 43 points, 99-95, 07/05/23
Top Scorer (PHO)	Diana Taurasi: 36 points, 88-94 (OT), 07/09/06

2025-26 REGULAR SEASON VS. MERCURY			2024-25 REGULAR SEASON VS. MERCURY			SERIES HISTORY VS. MERCURY				
DATE	SITE	TIME/RESULT	DATE	SITE	RESULT		ALL-TIME	STREAKS	LAST WIN	LAST LOSS
6/19/25	New York	L, 81-89	5/29/24	New York	W, 81-78	Overall	34-32	Lost 1	8/26/24	6/19/25
6/27/25	Phoenix	10:00 pm	6/18/24	Phoenix	L, 93-99	Home	21-12	Lost 1	5/29/24	6/19/25
7/25/25	New York	7:30 pm	8/26/24	Phoenix	W, 84-70	Road	13-18	Won 1	8/26/24	6/18/24
8/30/25	Phoenix	10:00 pm								

CONNECTIONS

Sandy Brondello led the Phoenix Mercury for eight years (2014-2021), the franchise's longest head coaching tenure, and made the playoffs each year, including a run to the WNBA Championship in 2014. The 2014 season also brought her the WNBA Coach of the Year Award, both the franchise's and her first time winning the award. In the 2024 Olympics, **Brondello** coached Phoenix guard **Sami Whitcomb** for the Australian Opals. **Whitcomb** played for the New York Liberty from 2021 to 2022. **Isabelle Harrison** was selected by the Phoenix Mercury in the 2015 WNBA Draft with the 12th overall pick and remained with the team through the 2016 season. **Natasha Cloud** played for the Mercury in 2024. Mercury forward **Satou Sabally**, sister of **Nyara Sabally**, has many ties with Liberty players. She shared the court at the University of Oregon with New York's **Sabally** (2019-2020) and **Sabrina Ionescu** (2017-2020). Phoenix's **Sabally** teamed up with **Ionescu** and **Natasha Cloud** in the 2025 Unrivaled season for Phantom Basketball Club. The **Sabally** sisters and **Leonie Fiebich** represented Germany in the 2024 Olympics. **Sabally** and **Izzy Harrison** played for the Dallas Wings for two years (2020-22). The University of Maryland's 2010-11 women's basketball program featured **Cloud** and Mercury forward **Alyssa Thomas**. **Cloud** was also teammates with Phoenix guard/forward **Kahleah Copper** on the 2016 Washington Mystics. **Copper** was part of the 2021 Chicago Sky squad that **Olaf Lange** helped lead to a WNBA Championship. **Thomas** teamed up with **Jonquel Jones** as part of the Connecticut Sun organization from 2016 to 2022. **Thomas** was a member of 2025 Unrivaled's Laces Basketball Club, coached by **Andrew Wade**.

MOST RECENT MATCHUP

LIBERTY 84, MERCURY 70 – AUGUST 26, 2024 – FOOTPRINT CENTER – PHOENIX, AZ – GAME #31 (26-5, 12-3 AWAY)																			
TEAM	1	2	3	4	OT	FINAL	FG	FGA	FG%	3FG%	FT%	OR	DR	TR	A	PF	ST	TO	BS
NYL	18	20	21	25	-	84	29	70	.414	.414	.875	6	26	32	21	10	12	15	3
PHO	9	29	15	17	-	70	31	67	.463	.227	.750	7	24	31	15	15	7	22	4
TEAM	HIGH PTS		HIGH REB		HIGH AST		TEAM	HIGH PTS		HIGH REB		HIGH AST							
NYL	B. Stewart: 21		J. Jones: 7		B. Stewart: 6		PHO	B. Griner: 22		N. Cloud/B. Griner: 6		N. Cloud: 7							



2025-26 REGULAR SEASON	PPG	OPP. PPG	FG%	3FG%	FT%	RPG	APG	SPG	TO	BPG
Liberty	87.8	77.3	.456	.348	.826	35.7	21.6	8.93	14.1	4.93
Dream	83.5	77.1	.421	.337	.767	36.9	20.4	5.93	12.3	4.87



2024-25 REGULAR SEASON INDIVIDUAL BESTS			2024-25 REGULAR SEASON DREAM BESTS			2024-25 REGULAR SEASON TEAM		
Points	26	Sabrina Ionescu @ ATL 6/23/24	Points	24	Allisha Gray vs. ATL 6/30/24	Biggest Win	21	@ ATL 6/23/24
Rebounds	12	Breanna Stewart vs. ATL 6/30/24	Rebounds	12	Tina Charles vs. ATL 6/30/24	Biggest Loss	11	vs. ATL 9/19/24
Assists	11	Sabrina Ionescu @ ATL 6/23/24	Assists	9	Jordin Canada vs. ATL 6/30/24			

ALL-TIME SERIES FACTS		NEW YORK VS ATLANTA	
Longest Win Streak		9 wins, 06/01/22-06/02/24	
Biggest Win		36 points: 104-68, 06/02/24	
Biggest Loss		33 points: 44-77, 08/08/06	
Most Points Scored		104 points: 104-68, 06/02/24	
Most Points Allowed		98 points: 77-98 @ IND, 09/01/16	
Top Scorer (NYL)		Breanna Stewart: 45 pts, 90-73, 05/21/23	
Top Scorer (ATL)		Erica Wheeler: 33 pts @ NYL, 81-76, 08/08/17	

2025-26 REGULAR SEASON VS. DREAM			2024-25 REGULAR SEASON VS. DREAM			SERIES HISTORY VS. DREAM				
DATE	SITE	TIME/RESULT	DATE	SITE	RESULT		ALL-TIME	STREAKS	LAST WIN	LAST LOSS
6/17/25	New York	W, 86-81	6/6/24	Atlanta	W, 78-61	Overall	40-23	Won 1	6/17/25	9/19/24
6/29/25	Atlanta	3:00 pm	6/23/24	Atlanta	W, 96-75	Home	19-11	Won 1	6/17/25	9/19/24
7/13/25	New York	3:00 pm	6/30/24	New York	W, 81-75	Road	21-10	Won 6	6/23/24	6/29/21
8/23/25	Atlanta	2:00 pm	9/19/24	New York	L, 67-78					

CONNECTIONS

Sandy Brondello coached Atlanta center **Brittney Griner** for most of **Griner's** time with the Phoenix Mercury, 2014-2021, and they won a WNBA championship together in 2014. During that run, **Griner** shared the court with 2015 Phoenix 12th overall draft pick **Isabelle Harrison** (2016), and **Brondello** coached Dream forward **Nia Coffey** and guard **Shatori Walker-Kimbrough** in 2020. **Harrison** played with **Coffey** for the then-San Antonio Stars in 2017. **Walker-Kimbrough** played with **Jonquel Jones** for the Connecticut Sun in 2021. New York's **Jones** teamed up with Atlanta forward **Brionna Jones** in Connecticut from 2017 to 2022. Dream guard **Jordin Canada** has spent four seasons alongside **Kennedy Burke**, as the pair played together at UCLA from 2015 to 2018 and for the Seattle Storm in 2021. **Canada's** year in Seattle also saw her play with **Breanna Stewart** and **Epiphanny Prince**. The Liberty's **Harrison** teamed up with Atlanta guard **Allisha Gray** for the Dallas Wings from 2019 to 2022. **Natasha Cloud** was in Washington, D.C. for **Walker-Kimbrough's** two stints with the Washington Mystics, 2017-19 and 2021-24. **Andrew Wade** coached Atlanta's **Gray** in Unrivaled for the Laces Basketball club this past winter. **Natasha Cloud** and **Sabrina Ionescu** played with the Dream's **Griner** for Phantom Basketball Club in the debut Unrivaled season.

MOST RECENT MATCHUP

LIBERTY 86, DREAM 81 – JUNE 17, 2025 – BARCLAYS CENTER – BROOKLYN, NY – GAME #11 (10-1, 6-0 HOME)																			
TEAM	1	2	3	4	OT	FINAL	FG	FGA	FG%	3FG%	FT%	OR	DR	TR	A	PF	ST	TO	BS
ATL	20	23	25	13	-	81	29	67	.433	.429	1.000	7	24	31	23	17	7	13	7
NYL	24	16	20	26	-	86	31	71	.437	.318	.850	9	28	37	19	15	8	13	3
TEAM	HIGH PTS		HIGH REB		HIGH AST		TEAM	HIGH PTS		HIGH REB		HIGH AST							
NYL	S. Ionescu: 34		J. Jones: 10		N. Cloud/S. Ionescu: 5		ATL	T Paopao: 16		N. Hillmon/R. Howard: 7		R. Howard: 9							



LIBERTY 81, VALKYRIES 78 – JUNE 25, 2025 – CHASE CENTER – SAN FRANCISCO, CA – GAME #14 (11-3, 5-2 AWAY)

TEAM	1	2	3	4	OT	FINAL	FG	FGA	FG%	3FG%	FT%	OR	DR	TR	A	PF	ST	TO	BS
NYL	29	17	18	17	-	81	26	72	.361	.333	.895	13	24	37	18	16	5	9	5
GSV	32	11	18	17	-	78	28	72	.389	.343	.833	10	28	38	20	14	5	12	3
TEAM	HIGH PTS			HIGH REB			HIGH AST			TEAM	HIGH PTS			HIGH REB			HIGH AST		
NYL	B. Stewart: 23			B. Stewart: 10			N. Cloud: 7			GSV	K. Martin: 21			M. Billinas/K. Thornton: 7			V. Burton: 10		

1Q: A fast-paced opening quarter featured seven lead changes. With 6:15 remaining, New York trailed by six—their largest deficit of the period—before going on a 16–9 run to take the lead. In the final 2:22, Golden State responded by shooting 3-for-3 from the field and 2-for-2 from the free-throw line to reclaim a three-point advantage heading into the second quarter...NYL 4-for-12 3FG; GSV 6-for-10 3FG.

2Q: The Liberty took care of the ball throughout the first half, not committing a turnover until the final 1:10 of the half. New York grabbed the lead with 7:30 remaining and extended it to as many as six points. Despite a late 5–2 run by Golden State, the Liberty held a three-point edge at halftime...NYL: six offensive rebounds, four assists; GSV: four offensive rebounds, zero assists.

3Q: Both teams scored 18 points in the third quarter. The Liberty closed the period on a 14–6 run over the final 3:59 to fend off a Valkyries comeback attempt and maintain their three-point lead...**Marine Johannès**: 3-for-3 3FG; GSV: 1-for-8 3FG.

4Q: New York held the lead until the 1:59 mark, when Golden State went on a 9–2 run to take a one-point advantage. **Sabrina Ionescu** sealed the win by going 7-for-7 from the free throw line down the stretch...NYL: three steals; GSV: zero steals.

Game: **Breanna Stewart** matched her season high for field goals made in a half (eight). **Kennedy Burke** tied her Liberty career high with six field goals. **Stewart** recorded her 92nd career double-double. **Marine Johannès** scored nine points in the third quarter, hitting all three of her 3-point attempts. For the first time in 2025, three Liberty players shot 100% on at least three free-throw attempts in the same game: **Stewart** (3-for-3), **Ionescu** (8-for-8), and **Burke** (4-for-4).

STORM 89, LIBERTY 79 – JUNE 22, 2025 – CLIMATE PLEDGE ARENA – SEATTLE, WA – GAME #13 (10-3, 4-2 AWAY)

TEAM	1	2	3	4	OT	FINAL	FG	FGA	FG%	3FG%	FT%	OR	DR	TR	A	PF	ST	TO	BS
NYL	22	20	19	18	-	79	28	63	.444	.333	.938	7	32	39	21	14	7	21	7
SEA	22	21	25	21	-	89	35	82	.427	.308	.733	9	23	32	24	14	13	10	6
TEAM	HIGH PTS			HIGH REB			HIGH AST			TEAM	HIGH PTS			HIGH REB			HIGH AST		
NYL	B. Stewart: 18			N. Sabally/B. Stewart: 9			N. Cloud: 8			SEA	N. Oawumike: 26			E. Magbeor: 8			G. Williams: 10		

1Q: New York held Seattle scoreless for the first two minutes of the quarter. Neither team led by more than five points throughout. With 4:54 remaining, both teams exchanged a flurry of baskets, culminating in a Liberty 11–12 run that ended the period tied at 22–22...NYL: 8-20 FG (40.0%), SEA: 8-22 FG (36.4%).

2Q: The tightly contested game continued into the second quarter. New York took the lead at the 8:09 mark and maintained it until 2:51 remained in the half. From there, both teams scored 10 points apiece—NYL went 4-4 from the field, while SEA shot 3-5 FG and 2-2 FT—closing the half with Seattle ahead by one...NYL: eight defensive rebounds, one steal; SEA: five defensive rebounds, four steals.

3Q: Seattle held the lead throughout the third quarter, extending it to as many as nine points. The Liberty responded by shooting 7-for-13 from the field and cutting the deficit to just one point twice during the period...Leading Scorers: **Kennedy Burke**: 3-3 FG, 1-1 3PT (7 points) & **Skylar Diggins**: 4-6 FG, 2-2 3PT, 2-3 FT (12 points).

4Q: The Storm pushed their lead to 10 points with 8:12 remaining. New York answered with a 15–8 run, narrowing the gap to three points with under two minutes left. However, Seattle closed strong—adding two field goals and two free throws—while holding the Liberty scoreless to secure the win...NYL: 5-14 FG, four turnovers; SEA: 9-22 FG, one turnover.

Game: **Nyara Sabally** tied her season high with nine rebounds. **Jaylyn Sherrod** matched her career high with eight points (2-4 FG, 1-3 3PT, 3-3 FT). **Breanna Stewart** moved into 8th place on the Liberty's all-time rebounds list. **Rebekah Gardner** scored a season-high 12 points (5-8 FG, 2-3 3PT) in her first start for New York.

MERCURY 89, LIBERTY 81 – JUNE 19, 2025 – BARCLAYS CENTER – BROOKLYN, NY – GAME #12 (10-2, 6-1 HOME)

TEAM	1	2	3	4	OT	FINAL	FG	FGA	FG%	3FG%	FT%	OR	DR	TR	A	PF	ST	TO	BS
PHO	15	26	23	25	-	89	30	72	.417	.226	.815	15	27	42	22	21	10	13	3
NYL	17	21	27	16	-	81	26	61	.426	.308	.840	6	26	32	19	22	8	20	2
TEAM	HIGH PTS			HIGH REB			HIGH AST			TEAM	HIGH PTS			HIGH REB			HIGH AST		
NYL	B. Stewart: 35			N. Sabally: 7			N. Cloud: 10			PHO	M. Akoa Makani: 21			A. Thomas: 15			A. Thomas: 7		

1Q: New York allowed the third-fewest first quarter points of their season as Phoenix put up 15 (6-21 FG, 0-5 3FG, 3-4 FT). Shooting 3-7 from three and 4-4 from the foul line kept the Liberty ahead as they ended the quarter with a two-point advantage...**Nyara Sabally** & **Jonquel Jones**: seven defensive rebounds; PHO: six defensive rebounds.

2Q: There were seven lead changes as the Mercury shot 9-20 from the floor to the Liberty's 5-13. The game stayed close with the Liberty's six-point lead with 2:38 remaining, the largest gap of the quarter. Phoenix grabbed the final lead of the half with 0:53 remaining and held on to end the quarter with a three-point edge...PHO: five steals, two blocks; NYL: one steal, zero blocks.

3Q: Phoenix began the third period shooting 5-7 from the field and stretched their advantage to as much as five points. With 5:38 remaining, New York went on a 12-10 run (6-for-11 FG, 2-for-2 FT) to regain the lead and start the fourth quarter ahead by one point...**Breanna Stewart**: 18 points (7-8 FG, 2-2 3FG, 2-2 FT); PHO: 1-6 3FG.

4Q: New York held their lead for the first 2:05 of the fourth quarter. Phoenix shot 6-12 from the field to close the quarter. The Liberty were able to close the gap to as little as four but came up short by the buzzer. NYL: 3-5 FT, five rebounds; PHO: 9-12 FT, 13 rebounds.

Game: **Breanna Stewart's** 35-point performance marked her 14th game with 30 or more points as a member of the Liberty, the second most in franchise history. It was also the 30th such game of her career, ranking third in WNBA history. **Stewart** also set season highs in points (35) and field goals made (11), while matching her season best in steals (three).

LIBERTY 86, DREAM 81 – JUNE 17, 2025 – BARCLAYS CENTER – BROOKLYN, NY – GAME #11 (10-1, 6-0 HOME)

TEAM	1	2	3	4	OT	FINAL	FG	FGA	FG%	3FG%	FT%	OR	DR	TR	A	PF	ST	TO	BS
ATL	20	23	25	13	-	81	29	67	.433	.429	1.000	7	24	31	23	17	7	13	7
NYL	24	16	20	26	-	86	31	71	.437	.318	.850	9	28	37	19	15	8	13	3
TEAM	HIGH PTS			HIGH REB			HIGH AST			TEAM	HIGH PTS			HIGH REB			HIGH AST		
NYL	S. Ionescu: 34			J. Jones: 10			N. Cloud/S. Ionescu: 5			ATL	T. Paopao: 16			N. Hillmon/R. Howard: 7			R. Howard: 9		

1Q: The game opened with the two teams exchanging buckets all quarter. Neither team held a lead larger than four points as New York shot 9-15 from the floor to Atlanta's 7-20. **Sabrina Ionescu** matched her season high for points in a quarter with 11, and the Liberty ended 1Q with a four-point advantage...NYL: 12 rebounds; ATL: six rebounds

2Q: A close game continued until Atlanta grabbed the lead with 5:09 remaining. Both teams score 11 points in the final five minutes, but Atlanta held their lead to end the first half up by three...NYL: 2-5 3PM; ATL: 4-9 3PM

3Q: The Dream opened the quarter with a 9-4 run. **Nyara Sabally** forced two steals, and **Ionescu** shot 4-7 from the floor for nine points, but the Liberty were unable to regain the lead...NYL: four steals; ATL: two steals.

4Q: New York kicked off the quarter by erasing their four-point deficit, going on a 14-8 run to tie the game. The Liberty took the lead with 1:56 remaining, allowing only two more points to get the win. NYL: six defensive rebounds; ATL: 2 defensive rebounds.

Game: **Ionescu** shot 12-of-20 from the field, a new season high in field goals made and one shy of her career high of 13. **Jonquel Jones** moved into seventh place on the Liberty's all-time rebounding list with 768 career boards, while **Breanna Stewart** climbed to ninth with 754. With 34 points in each of her past two games, **Ionescu** became just the fourth player in WNBA history to score 34 or more points in consecutive games.



LIBERTY PLAYER TOTALS, SINGLE-GAME HIGHS



PLAYER	GP-GS	MIN	MPG	FG-ATT	FG%	3FG-ATT	3FG%	FT-FTA	FT%	OFF	DEF	TOT/AVG	AST	APG	PF-D	STL	SPG	TO	BLK	BPG	PTS	AVG
Stewart, B.	14-14	444	31.7	97-187	.519	10-42	.238	90-110	.818	9	73	82/5.9	51	3.6	27-86	18	1.29	32	17	1.21	294	21.0
Ionescu, S.	13-13	404	31.1	80-193	.415	34-107	.318	62-67	.925	7	49	56/4.3	66	5.1	14-52	22	1.69	30	6	0.46	256	19.7
Burke, K.	14-3	308	22.0	43-83	.518	26-48	.542	17-22	.773	12	31	43/3.1	17	1.2	24-19	13	0.93	16	9	0.64	129	9.2
Cloud, N.	14-14	395	28.2	39-107	.364	15-56	.268	19-21	.905	6	46	52/3.7	91	6.5	45-20	22	1.57	30	6	0.43	112	8.0
Jones, J.	9-9	206	22.9	38-80	.475	14-32	.438	19-29	.655	17	69	86/9.6	21	2.3	19-31	5	0.56	15	10	1.11	109	12.1
Johannès, M.	14-1	272	19.5	37-87	.425	22-68	.324	0-0	.000	6	27	33/2.4	18	1.3	17-2	10	0.71	21	4	0.29	96	6.9
Gardner, R.	14-2	208	14.8	26-51	.510	9-19	.474	9-10	.900	10	18	28/2.0	10	0.7	28-9	6	0.43	6	4	0.29	70	5.0
Fiebich, L.	9-9	217	24.1	21-39	.538	12-25	.480	6-8	.750	7	27	34/3.8	5	0.6	21-8	8	0.89	11	4	0.44	60	6.7
Sabally, N.	8-5	157	19.6	21-43	.488	0-4	.000	11-14	.786	16	27	43/5.4	6	0.8	20-13	9	1.13	9	8	1.00	53	6.6
Harrison, I.	13-0	100	7.7	12-30	.400	1-5	.200	4-6	.667	8	22	30/2.3	8	0.6	16-4	5	0.38	6	0	0.00	29	2.2
Sherrod, J.	11-0	69	6.3	5-17	.294	2-9	.222	5-7	.714	2	7	9/0.8	8	0.7	14-10	7	0.64	6	0	0.00	17	1.5
Davis, M.	7-0	20	2.9	0-2	.000	0-2	.000	4-4	1.000	1	3	4/0.6	1	0.1	1-2	0	0.00	3	1	0.14	4	0.6
LIBERTY	14	2,795	199.6	419-919	.456	145-417	.348	246-298	.826	101	399	500/35.7	302	21.6	246-256	125	8.93	185	69	4.93	1,229	87.8
OPPONENTS	14	2,795	199.6	394-1,001	.394	127-388	.327	167-225	.742	152	358	510/36.4	271	19.4	256-246	98	7.00	204	40	2.86	1,082	77.3
PLAYER		MIN	FG	ATT	FG%	3FG	ATT	3FG%	FT	FTA	FT%	OFF	DEF	TOT	AST	PF	FD	STL	TO	BLK	PTS	
Davis, M.		8	--	1 (2)	--	--	1 (2)	--	2 (2)	2 (2)	1.000 (2)	1	2	2 (2)	1	1	1 (2)	--	2	1	2 (2)	
Sherrod, J.		18	2 (2)	5	.500	1 (2)	3 (2)	.333 (2)	3	3 (2)	1.000 (2)	1 (2)	3	3	3	3 (2)	4	3	2 (2)	--	8	
Gardner, R.		34	5	10	1.000 (2)	2 (2)	5	1.000 (3)	4	4	1.000 (3)	3	4	5	4	5	2 (3)	2	1 (6)	1 (4)	12	
Sabally, N.		31	5	12	1.000	--	3	--	2 (4)	3	1.000 (5)	4 (2)	7	9 (2)	1 (6)	4 (2)	3	4	3 (2)	2 (3)	10	
Cloud, N.		35	8	17	1.000	4	7	1.000	5	6	1.000 (5)	2	6 (2)	7	10 (2)	5 (2)	4	5	6	2 (2)	22	
Fiebich, L.		32	4 (2)	6	.800 (2)	3	4 (3)	.750	2 (2)	2 (4)	1.000 (2)	3	8	9	1 (5)	4	2 (2)	3	3 (2)	3	13	
Ionescu, S.		38	12	21	.667	6	15	.667	9	9 (2)	1.000 (9)	2	7	7 (3)	7 (2)	3 (2)	7	4	5	2 (2)	34 (2)	
Harrison, I.		17	4	7	.667 (3)	1	1 (5)	1.000	2	2 (3)	1.000	3	5	6	2	5	2	3	2 (3)	--	9	
Burke, K.		30	6 (2)	14	.833	4 (3)	9	1.000 (4)	4	4 (3)	1.000 (5)	4	6	7	3	5	3 (3)	3	4	2 (2)	20	
Johannès, M.		36	7	13	.750	6	11	.667	--	--	--	2 (2)	5	6	6	3	1 (2)	4	4 (2)	1 (4)	18	
Stewart, B.		38	11	19	.800	3	5 (2)	.750	15	19	1.000 (5)	2 (2)	10	11	7 (2)	4 (2)	16	3 (4)	6	3	35	
Jones, J.		36	9	15	1.000	3 (2)	6	.750 (2)	6	7	1.000	4 (3)	15	18	6	4 (2)	6	2	3 (3)	4	26	
	LIBERTY	200 (14)	37	74	.623	19 (2)	38	.594	25	32	.941	13	37 (2)	50	30	23	25	14	20	9	100	
	OPPONENTS	200 (14)	37	82 (2)	.481	17	35 (2)	.486	22	27	1.000	15 (3)	29	51	25 (2)	25	23	13	23	7	102	



QUARTER & HALF SCORING BREAKDOWN



				NYL			OPP			NYL			OPP			NYL			OPP			NYL			OPP		
DATE	OPPONENT	OVERALL REC	W/L	1ST	1ST	POINT DIFF.	2ND	2ND	POINT DIFF.	3RD	3RD	POINT DIFF.	4TH	4TH	POINT DIFF.	1ST	1ST	POINT DIFF.	2ND	2ND	POINT DIFF.	3RD	3RD	POINT DIFF.	4TH	4TH	POINT DIFF.
5/17	Las Vegas	1-0	W	19	20	-1	28	13	15	16	25	-9	29	20	9												
5/22	at Chicago	2-0	W	28	23	5	25	9	16	22	22	0	24	20	4												
5/24	at Indiana	3-0	W	30	29	1	25	17	8	13	30	-17	22	12	10												
5/27	Golden State	4-0	W	27	10	17	21	19	2	19	22	-3	28	16	12												
5/29	Golden State	5-0	W	20	18	2	17	19	-2	20	19	1	25	21	4												
5/30	at Washington	6-0	W	27	17	10	17	15	2	22	16	6	19	15	4												
6/1	Connecticut	7-0	W	31	13	18	29	15	14	30	8	22	10	16	-6												
6/5	at Washington	8-0	W	17	22	-5	32	12	20	24	23	1	13	21	-8												
6/10	Chicago	9-0	W	26	15	11	26	17	9	18	10	8	15	24	-9												
6/14	at Indiana	9-1	L	26	24	2	24	29	-5	21	27	-6	17	22	-5												
6/17	Atlanta	10-1	W	24	20	4	16	23	-7	20	25	-5	26	13	13												
6/19	Phoenix	10-2	L	17	15	2	21	26	-5	27	23	4	16	25	-9												
6/22	at Seattle	10-3	L	22	22	0	20	21	-1	19	25	-6	18	21	-3												
6/25	at Golden State	11-3	W	29	32	-3	17	11	6	18	18	0	17	17	0												
6/27	at Phoenix	--	--	--	--	--	--	--	--	--	--	--	--	--	--												
6/29	at Atlanta	--	--	--	--	--	--	--	--	--	--	--	--	--	--												
7/3	Los Angeles	--	--	--	--	--	--	--	--	--	--	--	--	--	--												
7/6	Seattle	--	--	--	--	--	--	--	--	--	--	--	--	--	--												
7/8	Las Vegas	--	--	--	--	--	--	--	--	--	--	--	--	--	--												
7/13	Atlanta	--	--	--	--	--	--	--	--	--	--	--	--	--	--												
7/16	Indiana	--	--	--	--	--	--	--	--	--	--	--	--	--	--												
7/22	Indiana	--	--	--	--	--	--	--	--	--	--	--	--	--	--												
7/25	Phoenix	--	--	--	--	--	--	--	--	--	--	--	--	--	--												
7/26	Los Angeles	--	--	--	--	--	--	--	--	--	--	--	--	--	--												
7/28	at Dallas	--	--	--	--	--	--	--	--	--	--	--	--	--	--												
7/30	at Minnesota	--	--	--	--	--	--	--	--	--	--	--	--	--	--												
8/1	at Connecticut	--	--	--	--	--	--	--	--	--	--	--	--	--	--												
8/3	at Connecticut	--	--	--	--	--	--	--	--	--	--	--	--	--	--												
8/5	Dallas	--	--	--	--	--	--	--	--	--	--	--	--	--	--												
8/8	at Dallas	--	--	--	--	--	--	--	--	--	--	--	--	--	--												
8/10	Minnesota	--	--	--	--	--	--	--	--	--	--	--	--	--	--												
8/12	at Los Angeles	--	--	--	--	--	--	--	--	--	--	--	--	--	--												
8/13	at Las Vegas	--	--	--	--	--	--	--	--	--	--	--	--	--	--												
8/16	at Minnesota	--	--	--	--	--	--	--	--	--	--	--	--	--	--												
8/19	Minnesota	--	--	--	--	--	--	--	--	--	--	--	--	--	--												
8/21	Chicago	--	--	--	--	--	--	--	--	--	--	--	--	--	--												
8/23	at Atlanta	--	--	--	--	--	--	--	--	--	--	--	--	--	--												
8/25	Connecticut	--	--	--	--	--	--	--	--	--	--	--	--	--	--												
8/28	Washington	--	--	--	--	--	--	--	--	--	--	--	--	--	--												
8/30	at Phoenix	--	--	--	--	--	--	--	--	--	--	--	--	--	--												
9/2	at Golden State	--	--	--	--	--	--	--	--	--	--	--	--	--	--												
9/5	at Seattle	--	--	--	--	--	--	--	--	--	--	--	--	--	--												
9/9	Washington	--	--	--	--	--	--	--	--	--	--	--	--	--	--												
9/11	at Chicago	--	--	--	--	--	--	--	--	--	--	--	--	--	--												
2025-26 TOTALS		11-3	--	343	280	63	318	246	72	289	293	-4	279	263	16												
AVG/GAME		--	--	24.5	20.0	4.5	22.7	17.6	5.1	20.6	20.9	-0.3	19.9	18.8	1.1												

NYL	OPP		NYL	OPP		NYL	OPP	NYL	OPP					
DATE	OPPONENT	OVERALL REC	W/L	1ST HALF	1ST HALF	POINT DIFF.	2ND HALF	2ND HALF	POINT DIFF.		BIGGEST LEAD	BIGGEST LEAD	TOTAL	TOTAL
5/17	Las Vegas	1-0	W	47	33	14	45	45	0		17	2	92	78
5/22	at Chicago	2-0	W	53	32	21	46	42	4		31	3	99	74
5/24	at Indiana	3-0	W	55	46	9	35	42	-7		15	12	90	88
5/27	Golden State	4-0	W	48	29	19	47	38	9		33	0	95	67
5/29	Golden State	5-0	W	37	37	0	45	40	5		6	4	82	77
5/30	at Washington	6-0	W	44	32	12	41	31	10		22	2	85	63
6/1	Connecticut	7-0	W	60	28	32	40	24	16		57	0	100	52
6/5	at Washington	8-0	W	49	34	15	37	44	-7		16	6	86	78
6/10	Chicago	9-0	W	52	32	20	33	34	-1		34	0	85	66
6/14	at Indiana	9-1	L	50	53	-3	38	49	-11		11	16	88	102
6/17	Atlanta	10-1	W	40	43	-3	46	38	8		5	17	86	81
6/19	Phoenix	10-2	L	38	41	-3	43	48	-5		6	10	81	89
6/22	at Seattle	10-3	L	42	43	-1	37	46	-9		5	10	79	89
6/25	at Golden State	11-3	W	46	43	3	35	35	0		6	6	81	78
6/27	at Phoenix	--	--	--	--	--	--	--	--		--	--	--	--
6/29	at Atlanta	--	--	--	--	--	--	--	--		--	--	--	--
7/3	Los Angeles	--	--	--	--	--	--	--	--		--	--	--	--
7/6	Seattle	--	--	--	--	--	--	--	--		--	--	--	--
7/8	Las Vegas	--	--	--	--	--	--	--	--		--	--	--	--
7/13	Atlanta	--	--	--	--	--	--	--	--		--	--	--	--
7/16	Indiana	--	--	--	--	--	--	--	--		--	--	--	--
7/22	Indiana	--	--	--	--	--	--	--	--		--	--	--	--
7/25	Phoenix	--	--	--	--	--	--	--	--		--	--	--	--
7/26	Los Angeles	--	--	--	--	--	--	--	--		--	--	--	--
7/28	at Dallas	--	--	--	--	--	--	--	--		--	--	--	--
7/30	at Minnesota	--	--	--	--	--	--	--	--		--	--	--	--
8/1	at Connecticut	--	--	--	--	--	--	--	--		--	--	--	--
8/3	at Connecticut	--	--	--	--	--	--	--	--		--	--	--	--
8/5	Dallas	--	--	--	--	--	--	--	--		--	--	--	--
8/8	at Dallas	--	--	--	--	--	--	--	--		--	--	--	--
8/10	Minnesota	--	--	--	--	--	--	--	--		--	--	--	--
8/12	at Los Angeles	--	--	--	--	--	--	--	--		--	--	--	--
8/13	at Las Vegas	--	--	--	--	--	--	--	--		--	--	--	--
8/16	at Minnesota	--	--	--	--	--	--	--	--		--	--	--	--
8/19	Minnesota	--	--	--	--	--	--	--	--		--	--	--	--
8/21	Chicago	--	--	--	--	--	--	--	--		--	--	--	--
8/23	at Atlanta	--	--	--	--	--	--	--	--		--	--	--	--
8/25	Connecticut	--	--	--	--	--	--	--	--		--	--	--	--
8/28	Washington	--	--	--	--	--	--	--	--		--	--	--	--
8/30	at Phoenix	--	--	--	--	--	--	--	--		--	--	--	--
9/2	at Golden State	--	--	--	--	--	--	--	--		--	--	--	--
9/5	at Seattle	--	--	--	--	--	--	--	--		--	--	--	--
9/9	Washington	--	--	--	--	--	--	--	--		--	--	--	--
9/11	at Chicago	--	--	--	--	--	--	--	--		--	--	--	--
2025-26 TOTALS		11-3	--	661	526	135	568	556	12		264	88	1,229	1,082
AVG/GAME		--	--	47.2	37.6	9.6	40.6	39.7	0.9		18.9	6.3	87.8	77.3

STARTING LINEUPS AND RECORDS



LIBERTY RECORD WHEN...	OVERALL	HOME	ROAD	NUMBER OF TIMES RECORDING	POINTS	REB	AST	BLK	STL	DD	TD
Outrebounding opponent	5-0	4-0	1-0	Kennedy Burke	6	1	--	--	--	1	--
Outrebounded by opponent	6-3	2-1	4-2	Natasha Cloud	3	1	--	2	--	3	--
Tied in Rebounding	0-0	0-0	0-0	Marquesha Davis	--	--	--	--	--	--	--
Shooting better than opponent	8-2	5-1	3-1	Leonie Fiebich	2	--	--	--	1	1	--
Shooting worse than opponent	3-1	1-0	2-1	Rebekah Gardner	3	--	--	--	--	--	--
Shooting same than opponent	0-0	0-0	0-0	Isabelle Harrison	--	--	--	--	1	--	--
More FTM than opponent	9-2	5-0	4-2	Sabrina Ionescu	11	6	2	--	--	3	--
Less FTM than opponent	1-1	1-1	0-0	Marine Johannès	4	--	--	--	--	1	--
Same FTM than opponent	1-0	0-0	1-0	Jonquel Jones	7	1	--	6	--	1	--
More 3FGM than opponent	7-1	4-1	3-0	Nyara Sabally	1	--	--	--	--	1	--
Less 3FGM than opponent	2-1	2-0	0-1	Jaylyn Sherrod	--	--	--	--	--	1	--
Same 3FGM than opponent	2-1	0-0	2-1	Breanna Stewart	14	8	1	2	--	4	2
More assists than opponent	6-0	4-0	2-0	NUMBER OF TIMES LEADING TEAM IN... (INCLUDES TIES)							
Less assists than opponent	5-3	2-1	3-2		PTS	REB	AST	BLK	STL	MIN	
Same assists than opponent	0-0	0-0	0-0	Kennedy Burke	--	--	--	1	3	--	
More turnovers than opponent	1-2	0-1	1-1	Natasha Cloud	1	--	11	2	6	2	
Less turnovers than opponent	7-1	3-0	4-1	Marquesha Davis	--	--	--	--	--	--	
Same turnovers than opponent	3-0	3-0	0-0	Leonie Fiebich	--	1	--	1	2	--	
Bench outscores opponent bench	6-1	3-0	3-1	Rebekah Gardner	--	--	--	2	--	--	
Opponent bench outscores NYL	4-2	3-1	1-1	Isabelle Harrison	--	--	--	--	1	--	
Bench scoring equal	1-0	0-0	1-0	Sabrina Ionescu	5	--	3	3	5	6	
Scoring less than 80 points	0-1	0-0	0-1	Marine Johannès	--	--	--	2	2	--	
Scoring between 80-89 points	6-2	3-1	3-1	Jonquel Jones	1	7	--	3	1	1	
Scoring between 90-99 points	4-0	2-0	2-0	Nyara Sabally	--	3	--	3	1	--	
Scoring between 100-109	1-0	1-0	0-0	Jaylyn Sherrod	--	--	--	--	2	--	
Scoring 110 or more points	0-0	0-0	0-0	Breanna Stewart	7	4	1	5	4	5	
Opponent scores less than 80	9-0	5-0	4-0								
Opponent scores between 80-89	2-2	1-1	1-1								
Opponent scores between 90-99	0-0	0-0	0-0								
Opponent scores between 100-109	0-1	0-0	0-1								
Opponent scores 110 or more	0-0	0-0	0-0								

STARTING LINEUPS

LAST USED	GAME	FORWARD	FORWARD	CENTER	GUARD	GUARD	RECORD
5/29/25	vs. Valkyries	Fiebich, L.	Burke, K.	Stewart, B.	Ionescu, S.	Cloud, N.	1-0
6/5/25	at Mystics	Fiebich, L.	Stewart, B.	Jones, J.	Ionescu, S.	Cloud, N.	7-0
6/10/25	vs. Sky	Fiebich, L.	Stewart, B.	Sabally, N.	Ionescu, S.	Cloud, N.	1-0
6/14/25	at Fever	Burke, K.	Stewart, B.	Sabally, N.	Ionescu, S.	Cloud, N.	0-1
6/17/25	vs. Dream	Stewart, B.	Sabally, N.	Jones, J.	Ionescu, S.	Cloud, N.	1-0
6/19/25	vs. Mercury	Burke, K.	Stewart, B.	Jones, J.	Ionescu, S.	Cloud, N.	0-1
6/22/25	at Storm	Gardner, R.	Stewart, B.	Sabally, N.	Johannès, M.	Cloud, N.	0-1
6/25/25	at Valkyries	Gardner, R.	Stewart, B.	Sabally, N.	Cloud, N.	Ionescu, S.	1-0



SEASON RECORDS



TEAM RECORD

	RECORD	HOME	ROAD	OT
OVERALL	11-3	6-1	5-2	--
EASTERN	7-1	3-0	4-1	--
WESTERN	4-2	3-1	1-1	--

TEAM RECORD - BY TEAM

	RECORD	HOME	ROAD	OT
OVERALL	11-3	6-1	5-2	--
ATLANTA	1-0	1-0	--	--
CHICAGO	2-0	1-0	1-0	--
CONNECTICUT	1-0	1-0	--	--
GOLDEN STATE	3-0	2-0	1-0	--
INDIANA	1-1	--	1-1	--
LAS VEGAS	1-0	1-0	--	--
PHOENIX	0-1	0-1	--	--
SEATTLE	0-1	--	0-1	--
WASHINGTON	2-0	--	2-0	--

HEAD COACH: SANDY BRONDELLO

	TENURE	WON	LOSS	PCT.
OVERALL:		164	96	.631
W/ CLUB:		91	39	.700

AFTER 14 GAMES: W11, L3

MARGIN	1	2	3	4	5	6	7	8	9	10	11	12	13	14	15	16	17	18	19	20	21	22	23	24	25
Won By:	1	1		2				1						1					1		1				1
Lost By:								1		1				1											

MARGIN	26	27	28	29	30	31	32	33	34	35	36	37	38	39	40	41	42	43	44	45	46	47	48	49	50+
Won By:			1																				1		
Lost By:																									

AT START OF:	OVERALL	HOME	ROAD	FG%:	OVERALL	HOME	ROAD
2nd-Ahead:	8-2	5-1	3-1	-44%	5-2	2-1	3-1
-Behind:	3-0	1-0	2-0	45-49%	3-1	2-0	1-1
-Tied:	0-1	0-0	0-1	50-54%	1-0	1-0	0-0
3rd-Ahead:	9-0	4-0	5-0	55-59%	1-0	0-0	1-0
-Behind:	1-3	1-1	0-2	+60%	1-0	1-0	0-0
-Tied:	1-0	1-0	0-0				
4th-Ahead:	9-1	5-1	4-0				
-Behind:	2-2	1-0	1-2				
-Tied:	0-0	0-0	0-0				



PLAYER AND TEAM SUPERLATIVES



NEW YORK LIBERTY			OPPONENTS		
Points	35	Breanna Stewart vs. PHO 06/19/2025	32	Caitlin Clark at IND 06/14/2025	
Points in a Quarter	18	Breanna Stewart (3rd) vs. PHO 06/19/2025	14	Kate Martin (4th) at GSV 06/25/2025	
Points in a Half	21	Breanna Stewart (2nd) vs. PHO 06/19/2025	14	Caitlin Clark (1st) at IND 06/14/2025	
Field Goals	12	Sabrina Ionescu vs. ATL 06/17/2025	25	Caitlin Clark (1st) at IND 06/14/2025	
Field Goal Attempts	21	Sabrina Ionescu vs. GSV 05/29/2025	12	Nneka Ogumike at SEA 06/22/2025	
Field Goal Percentage	1.000	Nyara Sabally (4-4) vs. CHI 06/10/2025	12	Aliyah Boston at IND 05/24/2025	
3-PT Field Goal	6	Sabrina Ionescu vs. GSV 05/29/2025	22	A'ja Wilson vs. LVA 05/17/2025	
3-PT FG Attempts	6	Marine Johannès vs. GSV 05/27/2025	1.000	Temi Fagbénlé (5-5) vs. GSV 05/27/2025	
3-PT FG Percentage	1.000	Sabrina Ionescu vs. GSV 05/29/2025	7	Caitlin Clark at IND 06/14/2025	
Free Throws	15	Breanna Stewart vs. GSV 05/29/2025	1.000	Michaela Onyenwere (2-2) vs. CHI 06/10/2025	
Free Throw Attempts	19	Breanna Stewart vs. GSV 05/29/2025	1.000	Lexie Hull (2-2) at IND 05/24/2025	
Free Throw Percentage	1.000	Sabrina Ionescu (9-9) vs. PHO 06/19/2025	1.000	Dana Evans (2-2) vs. LVA 05/17/2025	
Offensive Rebounds	4	Kennedy Burke at GSV 06/25/2025	9	Brittney Sykes at WAS 05/30/2025	
	4	Jonquel Jones vs. ATL 06/17/2025	10	Brittney Sykes at WAS 05/30/2025	
	4	Nyara Sabally at IND 06/14/2025	1.000	A'ja Wilson (8-8) vs. LVA 05/17/2025	
	4	Jonquel Jones vs. GSV 05/27/2025	8	Angel Reese at CHI 05/22/2025	
	4	Jonquel Jones at IND 05/24/2025			
	4	Nyara Sabally vs. LVA 05/17/2025			
Defensive Rebounds	15	Jonquel Jones at WAS 05/30/2025	14	A'ja Wilson vs. LVA 05/17/2025	
Total Rebounds	18	Jonquel Jones at WAS 05/30/2025	16	A'ja Wilson vs. LVA 05/17/2025	
Assists	10	Natasha Cloud vs. PHO 06/19/2025	10	Veronica Burton at GSV 06/25/2025	
	10	Natasha Cloud vs. GSV 05/27/2025	10	Gabby Williams at SEA 06/22/2025	
Steals	5	Natasha Cloud at IND 05/24/2025	10	Caitlin Clark at IND 05/24/2025	
			4	Gabby Williams at SEA 06/22/2025	
Blocks	4	Jonquel Jones at CHI 05/22/2025	4	Kayla Thornton vs. GSV 05/27/2025	
Minutes	38:16	Sabrina Ionescu vs. ATL 06/17/2025	3	Natasha Mack vs. PHO 06/19/2025	
Points in Paint	18	Breanna Stewart vs. LVA 05/17/2025	3	Rhyne Howard vs. ATL 06/17/2025	
Second Chance Points	7	Breanna Stewart vs. ATL 06/17/2025	22	Aliyah Boston at IND 05/24/2025	
	7	Breanna Stewart at IND 06/14/2025	8	Sami Whitcomb vs. PHO 06/19/2025	
	7	Breanna Stewart vs. GSV 05/27/2025			
Fast Break Points	14	Sabrina Ionescu at IND 06/14/2025	7	Kayla Thornton vs. GSV 05/27/2025	

LIBERTY HIGHS	LIBERTY LOWS	CATEGORY	OPPONENTS HIGHS	OPPONENTS LOWS
100 vs. CON 06/01/2025	79 at SEA 06/22/2025	Points	102 at IND 06/14/2025	52 vs. CON 06/01/2025
31 vs. CON 06/01/2025	17 (2) vs. PHO 06/19/2025	Points/1st Qtr.	32 at GSV 06/25/2025	10 vs. GSV 05/27/2025
32 at WAS 06/05/2025	16 vs. ATL 06/17/2025	Points/2nd Qtr.	29 at IND 06/14/2025	9 at CHI 05/22/2025
60 vs. CON 06/01/2025	37 vs. GSV 05/29/2025	Points/1st Half	53 at IND 06/14/2025	28 vs. CON 06/01/2025
30 vs. CON 06/01/2025	13 at IND 05/24/2025	Points/3rd Qtr.	30 at IND 05/24/2025	8 vs. CON 06/01/2025
29 vs. LVA 05/17/2025	10 vs. CON 06/01/2025	Points/4th Qtr.	25 vs. PHO 06/19/2025	12 at IND 05/24/2025
47 vs. GSV 05/27/2025	33 vs. CHI 06/10/2025	Points/2nd Half	49 at IND 06/14/2025	24 vs. CON 06/01/2025
37 vs. GSV 05/27/2025	23 vs. GSV 05/29/2025	Field Goals	37 at IND 06/14/2025	19 vs. CON 06/01/2025
74 vs. GSV 05/27/2025	53 vs. CON 06/01/2025	Field Goal Attempts	82 (2) at SEA 06/22/2025	61 vs. CON 06/01/2025
.623 vs. CON 06/01/2025	.361 at GSV 06/25/2025	Field Goal Percentage	.481 at IND 06/14/2025	.284 at WAS 05/30/2025
19 (2) vs. CON 06/01/2025	4 vs. LVA 05/17/2025	3-PT Field Goal	17 at IND 06/14/2025	4 at WAS 05/30/2025
38 at WAS 05/30/2025	21 vs. LVA 05/17/2025	3-PT FG Attempts	35 (2) at GSV 06/25/2025	16 at WAS 05/30/2025
.594 vs. CON 06/01/2025	.190 vs. LVA 05/17/2025	3-PT FG Percentage	.486 at IND 06/14/2025	.214 vs. CON 06/01/2025
25 at IND 05/24/2025	7 vs. GSV 05/27/2025	Free Throws	22 vs. PHO 06/19/2025	4 vs. CHI 06/10/2025
32 at IND 05/24/2025	11 vs. CHI 06/10/2025	Free Throw Attempts	27 vs. PHO 06/19/2025	7 vs. CHI 06/10/2025
.941 at CHI 05/22/2025	.538 vs. GSV 05/27/2025	Free Throw Percentage	1.000 vs. ATL 06/17/2025	.520 at CHI 05/22/2025
13 at GSV 06/25/2025	2 vs. CON 06/01/2025	Offensive Rebounds	15 (3) vs. PHO 06/19/2025	7 (2) vs. ATL 06/17/2025
37 (2) at WAS 05/30/2025	24 (2) at GSV 06/25/2025	Defensive Rebounds	29 vs. LVA 05/17/2025	16 vs. CON 06/01/2025
46 at WAS 05/30/2025	28 at CHI 05/22/2025	Total Rebounds	42 vs. PHO 06/19/2025	26 vs. CON 06/01/2025
30 vs. GSV 05/27/2025	15 at WAS 06/05/2025	Assists	25 (2) at IND 06/14/2025	11 vs. CON 06/01/2025
14 vs. GSV 05/27/2025	5 at GSV 06/25/2025	Steals	13 at SEA 06/22/2025	3 (2) at WAS 06/05/2025
13 (14) vs. PHO 06/19/2025	13 (14) vs. PHO 06/19/2025	Team Fouls	13 (14) at IND 06/14/2025	13 (14) at IND 06/14/2025
23 at WAS 06/05/2025	14 at SEA 06/22/2025	Personal Fouls	25 at IND 05/24/2025	11 vs. CHI 06/10/2025
20 at SEA 06/22/2025	6 vs. LVA 05/17/2025	Turnovers	23 at CHI 05/22/2025	10 (4) at GSV 06/25/2025
9 at CHI 05/22/2025	2 vs. PHO 06/19/2025	Blocks	7 vs. ATL 06/17/2025	0 vs. CON 06/01/2025
56 vs. LVA 05/17/2025	18 vs. GSV 05/29/2025	Points in Paint	52 at IND 05/24/2025	14 vs. CON 06/01/2025
16 at IND 06/14/2025	0 (2) vs. CON 06/01/2025	Second Chance Points	26 vs. PHO 06/19/2025	5 at CHI 05/22/2025
29 vs. CON 06/01/2025	6 at GSV 06/25/2025	Fast Break Points	19 at IND 06/14/2025	0 at WAS 06/05/2025
57 vs. CON 06/01/2025	5 (2) at SEA 06/22/2025	Biggest Lead	17 vs. ATL 06/17/2025	0 (3) vs. CHI 06/10/2025
37 vs. GSV 05/27/2025	4 vs. ATL 06/17/2025	Bench Points	41 at CHI 05/22/2025	7 at IND 05/24/2025
32 vs. GSV 05/27/2025	9 vs. LVA 05/17/2025	Points Off Turnovers	22 at SEA 06/22/2025	7 vs. LVA 05/17/2025





BY LIBERTY

BY OPPONENT

AN INDIVIDUAL...		
38 PTS, Breanna Stewart: (NYL L, 79-88) vs. Minnesota, 09/15/24	Scored 30+ points	30 PTS, Layshia Clarendon: (NYL W, 96-89) vs. Los Angeles, 09/07/23
40 PTS, Breanna Stewart: (NYL W, 94-93) @ Dallas, 09/05/23	Scored 40+ points	53 PTS, Liz Cambage: (NYL L, 87-104) @ Dallas, 07/17/18
* Never Has Happened *	Scored 50+ points	53 PTS, Liz Cambage: (NYL L, 87-104) @ Dallas, 07/17/18
18 REB, Breanna Stewart: (NYL L, 79-88) vs. Minnesota, 09/15/24	Had 15+ Rebounds	16 REB, Angel Reese: (NYL W, 81-67) @ Chicago, 07/13/24
21 REB, Amanda Zahui B: (NYL L, 63-80) @ Las Vegas, 08/29/20	Had 20+ Rebounds	21 REB, Sylvia Fowles: (NYL W, 57-54) vs. Chicago, 07/11/10
16 AST, Sabrina Ionescu: (NYL W, 89-69) vs. Phoenix, 07/31/22	Had 15+ assists	16 AST, Courtney Vandersloot: (NYL W, 93-85) @ Chicago, 05/23/21
5 BLK, Jonquel Jones: (NYL W, 77-70) vs. Seattle, 09/05/24	Had 5+ Blocks	5 BLK, Shakira Austin: (NYL W, 85-80) @ Washington, 05/14/24
5 STL, Breanna Stewart: (NYL L, 93-99) @ Phoenix, 06/18/24	Had 5+ Steals	5 STL, DiJonai Carrington: (NYL W, 82-74) vs. Connecticut, 07/16/24
12 FGM, Breanna Stewart: (NYL L, 79-88) vs. Minnesota, 09/15/24	Made 10+ Field Goals	11 FGM, Skylar Diggins: (NYL W, 98-85) @ Seattle, 08/30/24
15 FGM, Breanna Stewart: (NYL W, 100-89) @ Indiana, 08/13/23	Made 15+ Field Goals	17 FGM, Liz Cambage: (NYL L, 87-104) @ Dallas, 07/17/18
7 3FGM, Sabrina Ionescu: (NYL L, 83-88) vs. Minnesota, 07/28/23	Made 7+ 3-Pointers	7 3FGM, Jewell Loyd: (NYL L, 83-99) vs. Seattle, 08/20/21
12 3FGM, Sabrina Ionescu: (NYL L, 79-88) vs. Minnesota, 09/15/24	10+ 3-Pointer Attempts	10 3FGM, Kelsey Plum: (NYL W, 75-71) vs. Las Vegas, 09/08/24
15 FTM, Kia Nurse: (NYL W, 98-92) @ Los Angeles, 06/15/19	Made 15+ Free Throws	15 FTM, Breanna Stewart: (NYL L, 71-79 (OT)) @ Seattle, 05/27/22
5 TO, Jonquel Jones: (NYL W, 98-85) @ Seattle, 08/30/24	5+ Turnovers	7 TO/6 TO, Brittney Griner/Natasha Cloud: (NYL W, 84-70) @ Phoenix, 08/26/24
11 FGM/10 FGM, Han Xu/Sabrina Ionescu: (NYL W, 116-107) @ Las Vegas, 07/06/22	Two Players with 10+ Field Goals Made	11 FGM/10 FGM, Brittney Griner/Skylar Diggins-Smith: (NYL L, 79-106) vs. Phoenix, 08/25/21
5 3FGM/5 3FGM, Sabrina Ionescu/Marine Johannès: (NYL W, 89-77) @ Atlanta, 06/24/22	Two Players with 5+ 3-Pointers Made	* Never Has Happened *
Breanna Stewart (33 PTS)/Sabrina Ionescu (24 PTS)/Kayla Thornton (20 PTS): (NYL W, 98-88) vs. Los Angeles, 06/22/24	Three Players with 20+ Points	Kelsey Plum (27 PTS)/A'ja Wilson (23 PTS)/Jackie Young (23 PTS): (NYL L, 101-107) vs. Las Vegas, 07/12/22
12 PTS, 12 REB, 12 AST, Sabrina Ionescu: (NYL W, 86-82) vs. Seattle, 07/25/23	Had a triple-double	19 PTS, 12 REB, 13 AST, Caitlin Clark: (NYL L, 78-83) @ Indiana, 07/06/24
1st period, Sabrina Ionescu: (NYL W, 82-74) vs. Connecticut, 07/16/24	Had a four-point play	3rd period, Karlie Samuelson: (NYL W, 87-71) @ Washington, 09/17/24
A TEAM...		
.612 (41-67), (NYL W, 107-84) vs. Chicago, 07/15/18	Shot .600+ from the field	* Never Has Happened *
32 PTS, (NYL W, 99-67) @ Dallas, 09/12/24	Won by 20+ points	34 PTS, (NYL L, 74-108) vs. Las Vegas, 07/14/22
32 PTS, (NYL W, 99-67) @ Dallas, 09/12/24	Won by 30+ points	34 PTS, (NYL L, 74-108) vs. Las Vegas, 07/14/22
62 REB, (NYL L, 67-83) @ Phoenix, 09/05/20	Had 60+ rebounds	64 REB, (NYL L, 86-92 (OT)) vs. Indiana, 05/13/22
35 AST, (NYL W, 116-107) @ Las Vegas, 07/06/22	Had 35+ assists	* Never Has Happened *
33 AST, (NYL W, 105-91) @ Dallas, 09/10/24	Had 30+ assists	32 AST, (NYL L, 81-98) @ Las Vegas, 06/29/23
10 BLK, (NYL W, 77-70) vs. Seattle, 09/05/24	Had 10+ blocks	10 BLK, (NYL L, 76-103) @ Las Vegas, 06/17/21
16 STL, (NYL W, 81-66) @ Seattle, 07/02/23	Had 15+ steals	16 STL, (NYL L, 65-92) vs. Connecticut, 05/17/22
1st OT, (NYL W, 95-90 (OT)) @ Connecticut, 08/24/23	Overtime Win	1st OT, (NYL L, 81-92 (OT)) vs. Atlanta, 06/30/22
44 PTS (1st), (NYL W, 101-83) vs. Indiana, 07/23/23	40+ points scored in a quarter	42 PTS (4th), (NYL L, 92-101) @ Chicago, 08/07/19
73 PTS (2nd), (NYL L, 101-107) vs. Las Vegas, 07/12/22	70+ points scored in a half	71 PTS (1st), (NYL L, 74-108) vs. Las Vegas, 07/14/22
THE LIBERTY (SINGLE-SEASON)...		
8/30/2024 — 9/12/2024 (5)	Won 5 straight	--
6/30/2024 — 8/22/2024 (6)	Won 5 straight at home	--
7/10/2024 — 8/26/2024 (5)	Won 5 straight on road	--
8/20/2022 — 5/19/2023 (5)	Lost 5 straight	--
7/17/2018 — 8/19/2018 (13)	Lost 10 straight	--
7/25/2020 — 9/13/2020 (11)	Lost 5 straight at home	--
7/7/2022 — 8/8/2022 (6)	Lost 5 straight on road	--





TEAM TREND	TTL	LAST GAME	TEAM TREND	TTL	LAST GAME
<4 Liberty w/ 10+ pts	5-2	@ SEA 6/22/25	Liberty shoot 50.0% or better	3-0	vs. CON 6/1/25
4+ Liberty w/ 10+ pts	6-1	@ GSV 6/25/25	Opp shoots 50.0% or better	0-0	
5+ Liberty w/ 10+ pts	3-0	@ GSV 6/25/25	Liberty shoot 45.0% or better	6-0	vs. CHI 6/10/25
6+ Liberty w/ 10+ pts	0-0		Liberty shoot 44.0% or below	5-2	@ GSV 6/25/25
7+ Liberty w/ 10+ pts	0-0		Liberty shoot 40.0% or below	2-0	@ GSV 6/25/25
8+ Liberty w/ 10+ pts	0-0		Opp shoots 45.0% or better	0-1	@ IND 6/14/25
Liberty no 20+ pt scorer	2-1	@ SEA 6/22/25	Opp shoots 40.0% or below	6-0	@ GSV 6/25/25
Opp no 20+ pt scorer	7-0	vs. ATL 6/17/25	Liberty w/10+ 3-pointers made	7-0	@ GSV 6/25/25
2+ Liberty w/20+ pt scorer	5-1	@ GSV 6/25/25	Opp w/10+ 3-pointers made	6-1	@ GSV 6/25/25
2+ Opp w/20+ pt scorer	0-2	@ SEA 6/22/25	Liberty w/15+ 3-pointers made	2-0	vs. CON 6/1/25
3+ Liberty w/20+ pt scorer	0-0		Opp w/15+ 3-pointers made	0-1	@ IND 6/14/25
3+ Opp w/20+ pt scorer	0-0		Liberty 3FG% 40.0% or better	3-0	vs. CON 6/1/25
Liberty w/30+ pt scorer	1-2	vs. PHO 6/19/25	Opp 3FG% 40.0% or better	2-1	vs. ATL 6/17/25
Opp w/30+ pt scorer	1-1	@ IND 6/14/25	Liberty FT% 80.0 or better	9-2	@ GSV 6/25/25
All 5 Starters w/10+ pts	0-0		Opp FT% 80.0 or better	5-1	@ GSV 6/25/25
Opp 5 Starters w/10+ pts	0-0		Liberty FT% below 70.0	1-0	vs. GSV 5/27/25
2+ reserves w/10+ pts	1-0	@ GSV 6/25/25	Opp FT% below 70.0	4-1	@ IND 6/14/25
Opp 2+ reserves w/10+ pts	1-0	@ CHI 5/22/25	Liberty FTM >= Opp FTA	8-2	@ GSV 6/25/25
3+ reserves w/10+ pts	0-0		Opp FTM >= Liberty FTA	1-0	vs. GSV 5/27/25
Opp 3+ reserves w/10+ pts	0-0		Liberty FG% >= Opp FG%	7-1	@ SEA 6/22/25
Liberty <20 pts. in 1st qtr	2-1	vs. PHO 6/19/25	Opp FG% >= Liberty FG%	2-1	@ GSV 6/25/25
Opp <20 pts. in 1st qtr	5-1	vs. PHO 6/19/25	Liberty w/30+ FTA	2-1	@ IND 6/14/25
Liberty w/30+ pts in 1st qtr	2-0	vs. CON 6/1/25	Opp w/30+ FTA	0-0	
Opp w/30+ pts in 1st qtr	1-0	@ GSV 6/25/25	Liberty w/20+ asts	6-1	@ SEA 6/22/25
Liberty under 50 pts 1st half	7-2	@ GSV 6/25/25	Opp w/20+ asts	5-3	@ GSV 6/25/25
Opp under 50 pts 1st half	11-2	@ GSV 6/25/25	Liberty w/25+ asts	4-0	vs. CON 6/1/25
Liberty 50+ pts 1st half	4-1	@ IND 6/14/25	Opp w/25+ asts	1-1	@ IND 6/14/25
Opp 50+ pts 1st half	0-1	@ IND 6/14/25	Liberty w/30+ asts	1-0	vs. GSV 5/27/25
Liberty 60+ pts in 1st half	1-0	vs. CON 6/1/25	Opp w/30+ asts	0-0	
Opp 60+ pts in 1st half	0-0		Liberty asts >= Opp asts	6-0	vs. CHI 6/10/25
Liberty lead by 10+ pts	8-1	@ IND 6/14/25	Opp asts >= Liberty asts	5-3	@ GSV 6/25/25
Opp leads by 10+ pts	2-3	@ SEA 6/22/25	Liberty w/12 or fewer TOs	6-1	@ GSV 6/25/25
Games decided by 10+ points	6-2	@ SEA 6/22/25	Opp w/12 or fewer TOs	4-2	@ GSV 6/25/25
Games decided by 4-9 points	3-1	vs. PHO 6/19/25	Liberty w/20+ TOs	0-1	@ SEA 6/22/25
Games decided by 3 or less points	2-0	@ GSV 6/25/25	Opp w/20+ TOs	3-0	vs. CHI 6/10/25
Both teams score 100+ pts	0-0		Liberty TO >= Opp TO	1-2	@ SEA 6/22/25
Both teams under 100 pts	10-2	@ GSV 6/25/25	Opp TO >= Liberty TO	7-1	@ GSV 6/25/25
Liberty score under 100 pts	10-3	@ GSV 6/25/25	Liberty w/50+ REB	1-0	@ WAS 5/30/25
Opp scores under 100 pts	11-2	@ GSV 6/25/25	Opp w/50+ REB	2-0	@ GSV 6/25/25
Liberty score 100+ pts	1-0	vs. CON 6/1/25	Liberty REB >= Opp REB	5-0	vs. ATL 6/17/25
Opp scores 100+ pts	0-1	@ IND 6/14/25	Opp REB >= Liberty REB	6-3	@ GSV 6/25/25
Liberty score 110+ pts	0-0		Liberty w/10+ more REB than Opp	1-0	vs. ATL 6/17/25
Opp scores 110+ pts	0-0		Opp w/10+ more REB than NYL	3-1	vs. PHO 6/19/25
Liberty tied or lead after the 3rd qtr	9-1	@ GSV 6/25/25	Liberty w/10+ stls	5-1	@ IND 6/14/25
Liberty tied or lead at halftime	10-0	@ GSV 6/25/25	Opp w/10+ stls	1-2	@ SEA 6/22/25
Liberty tied or lead after 1st qtr	8-3	@ SEA 6/22/25	2+ Liberty w/double-double	0-0	
Liberty trailing after the 3rd qtr	2-2	@ SEA 6/22/25	2+ Opp w/double-double	1-0	@ IND 5/24/25
Liberty trailing at halftime	1-3	@ SEA 6/22/25	3+ Liberty w/double-double	0-0	
Liberty trailing after 1st qtr	3-0	@ GSV 6/25/25	3+ Opp w/double-double	0-0	
1st game Back-to-Back	1-0	vs. GSV 5/29/25	Liberty PITP >= Opp PITP	7-1	vs. ATL 6/17/25
2nd game Back-to-Back	1-0	@ WAS 5/30/25	Opp PITP >= Liberty PITP	4-2	@ GSV 6/25/25
1st game after a win	8-2	vs. PHO 6/19/25	Liberty 2CP >= Opp 2CP	4-0	vs. ATL 6/17/25
1st game after a loss	2-1	@ GSV 6/25/25	Opp 2CP >= Liberty 2CP	6-2	@ GSV 6/25/25
On Monday	0-0		Liberty FB Pts >= Opp FB Pts	9-2	@ GSV 6/25/25
On Tuesday	3-0	vs. ATL 6/17/25	Opp FB Pts >= Liberty FB Pts	2-1	@ SEA 6/22/25
On Wednesday	1-0	@ GSV 6/25/25	+3 Blocks	11-2	@ GSV 6/25/25
On Thursday	3-1	vs. PHO 6/19/25	+5 Blocks	7-1	@ GSV 6/25/25
On Friday	1-0	@ WAS 5/30/25			
On Saturday	2-1	@ IND 6/14/25			
On Sunday	1-1	@ SEA 6/22/25			
May	6-0	@ WAS 5/30/25			
June	5-3	@ GSV 6/25/25			





DATE	OPPONENT	H-R	W-L	SCORE NYL-OPP	HOME RECORD	ROAD RECORD	TOTAL RECORD	LIBERTY HI SCORER	PT	LIBERTY HI REBR	RB	LIBERTY HI ASSISTS	AST	OPPONENT HI SCORER	PT	ATTEND
5/17	LVA	H	W	92-78	1-0	0-0	1-0	B. Stewart	25	J. Jones	10	N. Cloud	9	A. Wilson	31	17,344
5/22	at CHI	R	W	99-74	1-0	1-0	2-0	N. Cloud	18	J. Jones	7	N. Cloud	8	R. Banham	15	9,025
5/24	at IND	R	W	90-88	1-0	2-0	3-0	J. Jones	26	J. Jones	12	N. Cloud	6	A. Boston	27	17,274
5/27	GSV	H	W	95-67	2-0	2-0	4-0	B. Stewart	24	J. Jones	10	N. Cloud	10	V. Burton/K. Thornton	13	14,774
5/29	GSV	H	W	82-77	3-0	2-0	5-0	B. Stewart	27	L. Fiebich	8	N. Cloud	5	J. Salaün	18	14,951
5/30	at WAS	R	W	85-63	3-0	3-0	6-0	S. Ionescu	28	J. Jones	18	B. Stewart	7	B. Sykes	20	4,200
6/1	CON	H	W	100-52	4-0	3-0	7-0	S. Ionescu	18	J. Jones	11	N. Cloud	7	T. Charles/J. Sheldon	10	17,415
6/5	at WAS	R	W	86-78	4-0	4-0	8-0	B. Stewart	26	B. Stewart	11	S. Ionescu	7	K. Iriafen	17	4,200
6/10	CHI	H	W	85-66	5-0	4-0	9-0	S. Ionescu	23	B. Stewart	7	S. Ionescu	7	A. Reese	17	16,081
6/14	at IND	R	L	88-102	5-0	4-1	9-1	S. Ionescu	34	N. Sabally	9	N. Cloud	5	C. Clark	32	17,274
6/17	ATL	H	W	86-81	6-0	4-1	10-1	S. Ionescu	34	J. Jones	10	N. Cloud/S. Ionescu	5	T. Paopao	16	15,149
6/19	PHO	H	L	81-89	6-1	4-1	10-2	B. Stewart	35	N. Sabally	7	N. Cloud	10	M. Akoa Makani	21	16,383
6/22	at SEA	R	L	79-89	6-1	4-2	10-3	B. Stewart	18	B. Stewart/N. Sabally	9	N. Cloud	8	N. Ogwumike	26	12,500
6/25	at GSV	R	W	81-78	6-1	5-2	11-3	B. Stewart	23	B. Stewart	10	N. Cloud	7	K. Martin	21	18,064
6/27	at PHO	--	--	--	--	--	--	--	--	--	--	--	--	--	--	--
6/29	at ATL	--	--	--	--	--	--	--	--	--	--	--	--	--	--	--
7/3	LAS	--	--	--	--	--	--	--	--	--	--	--	--	--	--	--
7/6	SEA	--	--	--	--	--	--	--	--	--	--	--	--	--	--	--
7/8	LVA	--	--	--	--	--	--	--	--	--	--	--	--	--	--	--
7/13	ATL	--	--	--	--	--	--	--	--	--	--	--	--	--	--	--
7/16	IND	--	--	--	--	--	--	--	--	--	--	--	--	--	--	--
7/22	IND	--	--	--	--	--	--	--	--	--	--	--	--	--	--	--
7/25	PHO	--	--	--	--	--	--	--	--	--	--	--	--	--	--	--
7/26	LAS	--	--	--	--	--	--	--	--	--	--	--	--	--	--	--
7/28	at DAL	--	--	--	--	--	--	--	--	--	--	--	--	--	--	--
7/30	at MIN	--	--	--	--	--	--	--	--	--	--	--	--	--	--	--
8/1	at CON	--	--	--	--	--	--	--	--	--	--	--	--	--	--	--
8/3	at CON	--	--	--	--	--	--	--	--	--	--	--	--	--	--	--
8/5	DAL	--	--	--	--	--	--	--	--	--	--	--	--	--	--	--
8/8	at DAL	--	--	--	--	--	--	--	--	--	--	--	--	--	--	--
8/10	MIN	--	--	--	--	--	--	--	--	--	--	--	--	--	--	--
8/12	at LAS	--	--	--	--	--	--	--	--	--	--	--	--	--	--	--
8/13	at LVA	--	--	--	--	--	--	--	--	--	--	--	--	--	--	--
8/16	at MIN	--	--	--	--	--	--	--	--	--	--	--	--	--	--	--
8/19	MIN	--	--	--	--	--	--	--	--	--	--	--	--	--	--	--
8/21	CHI	--	--	--	--	--	--	--	--	--	--	--	--	--	--	--
8/23	at ATL	--	--	--	--	--	--	--	--	--	--	--	--	--	--	--
8/25	CON	--	--	--	--	--	--	--	--	--	--	--	--	--	--	--
8/28	WAS	--	--	--	--	--	--	--	--	--	--	--	--	--	--	--
8/30	at PHO	--	--	--	--	--	--	--	--	--	--	--	--	--	--	--
9/2	at GSV	--	--	--	--	--	--	--	--	--	--	--	--	--	--	--
9/5	at SEA	--	--	--	--	--	--	--	--	--	--	--	--	--	--	--
9/9	WAS	--	--	--	--	--	--	--	--	--	--	--	--	--	--	--
9/11	at CHI	--	--	--	--	--	--	--	--	--	--	--	--	--	--	--





WNBA

	LEAGUE	GAMES	W-L	PCT	GB	CONF	DIV	HOME	AWAY	L10	STRK	CONF	DIV
Minnesota Lynx	1	14	12-2	.857	0	11-1	0-0	7-0	5-2	8-2	L1	1	0
New York Liberty	2	14	11-3	.786	0	7-1	0-0	6-1	5-2	7-3	W1	1	0
Phoenix Mercury	3	15	11-4	.733	1.5	6-4	0-0	6-2	5-2	7-3	W5	2	0
Atlanta Dream	4	15	10-5	.667	1.5	7-4	0-0	6-1	4-4	7-3	L1	2	0
Seattle Storm	5	15	9-6	.600	3.5	8-4	0-0	5-3	4-3	6-4	L1	3	0
Las Vegas Aces	6	14	7-7	.500	5.0	3-6	0-0	5-3	2-4	5-5	W2	5	0
Indiana Fever	7	14	7-7	.500	4.0	6-5	0-0	4-3	3-4	5-5	W1	3	0
Golden State Valkyries	8	14	7-7	.500	5.0	4-4	0-0	5-3	2-4	5-5	L1	4	0
Washington Mystics	9	15	7-8	.467	4.5	5-5	0-0	5-3	2-5	5-5	W2	4	0
Chicago Sky	10	14	4-10	.286	7.0	1-7	0-0	2-4	2-6	4-6	W1	5	0
Los Angeles Sparks	11	15	4-11	.267	8.5	3-9	0-0	1-6	3-5	2-8	L4	6	0
Dallas Wings	12	16	4-12	.250	9.0	1-8	0-0	2-5	2-7	3-7	W1	7	0
Connecticut Sun	13	15	2-13	.133	9.5	2-6	0-0	1-6	1-7	2-8	L7	6	0

EASTERN CONFERENCE

	CONF	GAMES	W-L	PCT	GB	CONF	DIV	HOME	AWAY	L10	STRK	LEAGUE	DIV
New York Liberty	1	14	11-3	.786	0	7-1	0-0	6-1	5-2	7-3	W1	2	0
Atlanta Dream	2	15	10-5	.667	1.5	7-4	0-0	6-1	4-4	7-3	L1	4	0
Indiana Fever	3	14	7-7	.500	4.0	6-5	0-0	4-3	3-4	5-5	W1	7	0
Washington Mystics	4	15	7-8	.467	4.5	5-5	0-0	5-3	2-5	5-5	W2	9	0
Chicago Sky	5	14	4-10	.286	7.0	1-7	0-0	2-4	2-6	4-6	W1	10	0
Connecticut Sun	6	15	2-13	.133	9.5	2-6	0-0	1-6	1-7	2-8	L7	13	0

WESTERN CONFERENCE

	CONF	GAMES	W-L	PCT	GB	CONF	DIV	HOME	AWAY	L10	STRK	LEAGUE	DIV
Minnesota Lynx	1	14	12-2	.857	0	11-1	0-0	7-0	5-2	8-2	L1	1	0
Phoenix Mercury	2	15	11-4	.733	1.5	6-4	0-0	6-2	5-2	7-3	W5	3	0
Seattle Storm	3	15	9-6	.600	3.5	8-4	0-0	5-3	4-3	6-4	L1	5	0
Golden State Valkyries	4	14	7-7	.500	5.0	4-4	0-0	5-3	2-4	5-5	L1	8	0
Las Vegas Aces	5	14	7-7	.500	5.0	3-6	0-0	5-3	2-4	5-5	W2	6	0
Los Angeles Sparks	6	15	4-11	.267	8.5	3-9	0-0	1-6	3-5	2-8	L4	11	0
Dallas Wings	7	16	4-12	.250	9.0	1-8	0-0	2-5	2-7	3-7	W1	12	0





WNBA

	PPG	FGM/G	FG%	3FGM/ G	3FG%	FT%	ORPG	DRPG	RPG	APG	SPG	TOV/G	BPG	PF/G
Atlanta	3	7	9	2	7	8	4	2	3	4	13	*1	3	9
Chicago	12	8	8	11	11	11	2	9	6	6	7	13	9	8
Connecticut	13	13	13	12	12	3	7	13	13	12	10 T	9	8	*1
Dallas	7	5	10	10	10	4	*1	8	2	8	8	6	5	4
Golden State	10	12	12	6	13	5	3	4	*1	11	4	10	10	7
Indiana	2	2	3	7	4	13	10 T	6	8	7	10 T	8	11	3
Las Vegas	9	11	11	4	3	*1	8	7	10	13	9	5	4	13
Los Angeles	8	9	5	8	8	9	9	11	11	9	6	11 T	12	6
Minnesota	4	3	2	5	2	7	10 T	5	7	*1	5	4	*1	11
New York	*1	4	4	*1	5	2	12	*1	5	3	2	3	2	10
Phoenix	6	6	7	3	9	6	6	10	9	5	*1	7	7	5
Seattle	5	*1	*1	9	*1	10	13	12	12	2	3	2	6	12
Washington	11	10	6	13	6	12	5	3	4	10	12	11 T	13	2

EASTERN CONFERENCE

	PPG	FGM/G	FG%	3FGM/ G	3FG%	FT%	ORPG	DRPG	RPG	APG	SPG	TOV/G	BPG	PF/G
Atlanta	3	3	5	2	4	3	2	2	*1	2	6	*1	2	5
Chicago	5	4	4	4	5	4	*1	5	4	3	2	6	4	4
Connecticut	6	6	6	5	6	2	4	6	6	6	3 T	4	3	*1
Indiana	2	*1	*1	3	*1	6	5	4	5	4	3 T	3	5	3
New York	*1	2	2	*1	2	*1	6	*1	3	*1	*1	2	*1	6
Washington	4	5	3	6	3	5	3	3	2	5	5	5	6	2

WESTERN CONFERENCE

	PPG	FGM/G	FG%	3FGM/ G	3FG%	FT%	ORPG	DRPG	RPG	APG	SPG	TOV/G	BPG	PF/G
Dallas	4	3	5	7	6	2	*1	4	2	4	6	4	3	*1
Golden State	7	7	7	4	7	3	2	*1	*1	6	3	6	6	4
Las Vegas	6	6	6	2	3	*1	4	3	5	7	7	3	2	7
Los Angeles	5	5	3	5	4	6	5	6	6	5	5	7	7	3
Minnesota	*1	2	2	3	2	5	6	2	3	*1	4	2	*1	5
Phoenix	3	4	4	*1	5	4	3	5	4	3	*1	5	5	2
Seattle	2	*1	*1	6	*1	7	7	7	7	2	2	*1	4	6

* = WNBA leader | T = Tied for position





GAME	BURKE	CLOUD	DAVIS	FIEBICH	GARDNER	HARRISON	IONESCU	JOHANNÈS	JONES	SABALLY	SHERROD	STEWART
5/17/25 vs. Aces	11	9	0	7	7	0	7	-1	19	3	0	8
5/22/25 at Sky	13	27	-3	16	3	-3	5	24	15	7	-3	24
5/24/25 at Fever	10	13	0	-2	-7	0	11	-10	2	0	0	-7
5/27/25 vs. Valkyries	5	20	0	13	16	7	24	8	23	0	3	21
5/29/25 vs. Valkyries	6	14	0	8	-10	-4	4	-4	0	0	0	11
5/30/25 at Mystics	3	13	2	23	4	-2	20	2	23	0	2	20
6/1/25 vs. Sun	1	44	-6	43	5	8	38	22	40	0	1	44
6/5/25 at Mystics	-7	10	0	13	14	1	5	-1	-1	0	0	6
6/10/25 vs. Sky	12	14	-5	18	5	0	30	4	0	12	-9	14
6/14/25 at Fever	-11	-19	0	--	0	-14	-10	-13	0	3	0	-6
6/17/25 vs. Dream	-11	-4	0	--	8	-3	11	23	8	-3	-2	-2
6/19/25 vs. Mercury	-5	-2	0	--	-1	-7	-10	-5	-1	-1	-6	-2
6/22/25 at Storm	-7	-16	0	--	-2	-1	0	-10	0	-5	-4	-5
6/25/25 at Valkyries	1	-7	0	--	9	5	-8	12	I - INJ	-3	0	6
Season Totals:	21	116	-12	139	51	-13	127	51	128	13	-18	132
Per Game:	1.50	8.29	-0.86	15.44	3.64	-0.93	9.07	3.64	9.85	0.93	-1.29	9.43
Per 48:	3.27	14.10	-28.17	30.77	11.79	-6.27	15.09	8.99	29.79	3.98	-12.48	14.28





Sandy Brondello

Head Coach – 2 Time WNBA Champion (2014, 2024)



Veteran WNBA coach, player, and former Australian Olympian Sandy Brondello was named the ninth head coach in Liberty franchise history in January 2022. Brondello joined New York after an eight-year head coaching tenure with the Phoenix Mercury where she led the team to a playoff appearance in each of her eight seasons. A two-time WNBA Champion head coach, Brondello holds an overall regular season record of 244-164 (.598) over her 12 combined seasons at the helm of the New York Liberty, Phoenix Mercury and San Antonio Silver Stars - making her the sixth-winningest coach in WNBA history.

Additionally, Brondello has compiled a 39-30 postseason record throughout her head coaching career, ranking her as the second-winningest coach in league postseason history. In 2014, Sandy was named the WNBA Coach of the Year after she led Phoenix to a WNBA regular season-record 29 wins and capped the season with a WNBA Championship. In 2023, Brondello led the Liberty to the Commissioner's Cup Championship and first WNBA Finals appearance since 2002.

Brondello made history in 2024 after leading the New York Liberty to its first WNBA Championship in franchise history and the city's first professional basketball championship since 1973.

A 20-year veteran of the WNBA coaching ranks, Brondello has been affiliated with the league for 25 of its 28 seasons, including her time as a player. A proven winner internationally and in the WNBA, her 20 total years as an assistant coach and head coach have featured 17 playoff appearances, highlighted by a perfect 12-for-12 in postseason berths as a head coach.

In those 12 postseasons, Sandy led her teams to nine Semifinals round berths (formerly conference finals) and four WNBA Finals appearances in 2014, 2021, 2023, 2024 – including two titles. Prior to her time with the Mercury, Brondello served as lead assistant coach for the Los Angeles Sparks (2011-13) under 2012 WNBA Coach of the Year Carol Ross. Brondello led the San Antonio Silver Stars to a 2010 playoff berth in her debut season at the helm following five seasons on the Silver Stars bench as an assistant under Dan Hughes (2005-09), the fifth-winningest coach in league history.

A 2010 inductee into the Australian Basketball Hall of Fame, Brondello was named the 11th head coach for the Australian Women's National Basketball team on April 17, 2017. Brondello led the Australian National Team to a Bronze medal in the Paris Olympics Games, and most recently, re-signed with the Opals for the 2028 Los Angeles Summer Olympics. In addition to her work internationally with the Australian Women's National Basketball team, Brondello previously served as an assistant coach with UMMC Ekaterinburg in Russia from 2012-2017.

Brondello finished a stellar 17-year professional playing career with a five-year run in the WNBA in which she played for Detroit (1998-99), Miami (2001-02) and Seattle (2003), and was named a 1999 WNBA All-Star. She began her career with the Women's National Basketball League (WNBL) in Australia (1986-96) and was named the league MVP in 1995. The 5-7 guard was a 10-time German Cup champion while playing with BTV Wuppertal (1992-2002), a three-time European Cup All-Star selection (1994, 1996, 1997), and the 1996 European Cup MVP when she led her team to the title.


An 18-year member of the Australian National Team, Brondello is a four-time Olympian, a two-time silver medalist (2000, 2004) and was named the 1992 Australian International Player of the Year.

Brondello is married to Liberty assistant coach, Olaf Lange, and the couple have two children, Brody and Jayda.

ASSISTANT COACHES



**OLAF
LANGE**



**SONIA
RAMAN**



**ZACH
O'BRIEN**





#22 Kennedy Burke

Guard • 6-1 • 182lbs • 28 • UCLA/USA

5 Years Pro

WNBA Champion with New York Liberty (2024). Two-time Ligue Féminine de Basketball (LFB) Most Valuable Player (2023, 2024). Drafted No. 22 overall by Dallas Wings in the 2019 WNBA Draft. (she/her/hers)

2025-26											2025-26 HIGHS		CAREER HIGHS	
GP	GS	PPG	RPG	APG	SPG	BPG	MPG	FG%	3FG%	FT%	PTS			
2025-26	14	3	9.2	3.1	1.2	0.93	0.64	22.0	.518	.542	.773	20	NYL at GSV 6/25/25	23 IND vs. SEA 8/20/20
Career	144	28	4.9	1.7	0.8	0.64	0.31	13.8	.436	.357	.693	6	2 times (NYL @ GSV, 6/25/25)	7 2 times (IND vs. SEA, 8/20/20)
POINTS											2025-26 HIGHS		CAREER HIGHS	
	10+	20+	30+	10+	10+	3+	3+	DBL-DBL	TPL-DBL					
2025-26	6	1	--	--	--	--	1	--	--		14	NYL at GSV 6/25/25	14	NYL at GSV 6/25/25

RECENT GAMES														
OPPONENT	W/L	MIN	FG-A	3P-A	FT-A	OR	DR	TR	A	PF	ST	TO	BS	PTS
6/25 at GSV	W	30:25	6-14	4-9	4-4	4	1	5	1	0	1	0	0	20
6/22 at SEA	L	21:30	3-6	1-2	2-2	1	3	4	1	2	2	1	1	9
6/19 vs. PHO	L	21:56	2-3	2-2	0-0	1	1	2	1	5	1	2	0	6
6/17 vs. ATL	W	16:29	1-3	0-2	0-0	0	2	2	0	2	1	1	0	2
6/14 at IND	L	24:48	1-5	0-3	1-3	1	2	3	3	1	0	0	2	3



#9 Natasha Cloud

Guard • 5-10 • 160lbs • 33 • St. Joseph's (PA)/USA

10 Years Pro

WNBA Assists Leader (2022). WNBA All-Defensive First Team (2022). WNBA Champion with Washington Mystics (2019). WNBA All-Defensive Second Team (2019, 2024). (she/her/hers)

2025-26											2025-26 HIGHS		CAREER HIGHS	
GP	GS	PPG	RPG	APG	SPG	BPG	MPG	FG%	3FG%	FT%	PTS			
2025-26	14	14	8.0	3.7	6.5	1.57	0.43	28.2	.364	.268	.905	22	NYL vs. LVA 5/17/25	31 PHO at LAS 7/7/24
Career	253	235	9.4	3.4	5.8	1.09	0.27	29.9	.389	.305	.817	8	NYL vs. LVA 5/17/25	10 2 times (PHO @ LAS, 7/7/24)
POINTS											2025-26 HIGHS		CAREER HIGHS	
	10+	20+	30+	10+	10+	3+	3+	DBL-DBL	TPL-DBL					
2025-26	3	1	--	--	2	--	3	--	--		17	NYL vs. LVA 5/17/25	21	WAS at MIN 7/26/23

RECENT GAMES														
OPPONENT	W/L	MIN	FG-A	3P-A	FT-A	OR	DR	TR	A	PF	ST	TO	BS	PTS
6/25 at GSV	W	27:06	1-8	0-6	0-0	0	3	3	7	4	1	3	0	2
6/22 at SEA	L	34:05	2-7	1-4	0-0	2	3	5	8	1	2	6	0	5
6/19 vs. PHO	L	32:58	3-8	2-5	0-0	1	2	3	10	5	0	0	0	8
6/17 vs. ATL	W	29:10	2-7	0-1	3-3	0	1	1	5	3	1	1	0	7
6/14 at IND	L	30:30	1-8	0-4	3-4	1	5	6	5	4	1	2	0	5



#1 Marquesha Davis

Guard • 6-0 • 158lbs • 24 • Mississippi/USA

1 Year Pro

WNBA Champion with New York Liberty (2024). Drafted No. 11 overall by New York Liberty in the 2024 WNBA Draft. Earned All-SEC First Team honors (2023-24). (she/her/hers)

	GP	GS	PPG	RPG	APG	SPG	BPG	MPG	FG%	3FG%	FT%	2025-26 HIGHS		CAREER HIGHS	
2025-26	7	0	0.6	0.6	0.1	0.00	0.14	2.9	.000	.000	1.000	PTS	2 2 times (NYL vs. CHI, 6/10/25)	9	NYL at ATL 6/23/24
FGM												--		4	NYL at ATL 6/23/24
FGA												1 2 times (NYL vs. CON, 6/1/25)		8	NYL at ATL 6/23/24
3FGM												--		1	NYL at ATL 6/23/24
3FGA												1 2 times (NYL vs. CON, 6/1/25)		1 3 times (NYL vs. CON, 6/1/25)	
FTM												2 2 times (NYL vs. CHI, 6/10/25)		2 4 times (NYL vs. CHI, 6/10/25)	
FTA												2 2 times (NYL vs. CHI, 6/10/25)		2 5 times (NYL vs. CHI, 6/10/25)	
OREB												1 NYL at CHI 5/22/25		1 3 times (NYL @ CHI, 5/22/25)	
DREB												2 NYL vs. CON 6/1/25		2 2 times (NYL vs. CON, 6/1/25)	
TREB												2 2 times (NYL vs. CON, 6/1/25)		2 5 times (NYL vs. CON, 6/1/25)	
ASTS												1 NYL at WAS 5/30/25		1 5 times (NYL @ WAS, 5/30/25)	
STLS												--		1	NYL at ATL 6/23/24
BLKS												1 NYL at CHI 5/22/25		1 5 times (NYL @ CHI, 5/22/25)	
MINs												8 NYL vs. CON 6/1/25		14	NYL vs. ATL 9/19/24

RECENT GAMES														
OPPONENT	W/L	MIN	FG-A	3P-A	FT-A	OR	DR	TR	A	PF	ST	TO	BS	PTS
6/25 at GSV	W													
6/22 at SEA	L													
6/19 vs. PHO	L													
6/17 vs. ATL	W													
6/14 at IND	L													



2 Years Pro

	GP	GS	PPG	RPG	APG	SPG	BPG	MPG	FG%	3FG%	FT%		2025-26 HIGHS				CAREER HIGHS						
2025-26	9	9	6.7	3.8	0.6	0.89	0.44	24.1	.538	.480	.750	PTS	13 NYL vs. CON 6/1/25				16 2 times (NYL @ DAL, 9/10/24)						
Career	49	24	6.7	3.2	1.5	0.94	0.22	21.5	.488	.441	.727	FGM	4 2 times (NYL vs. CON, 6/1/25)				6 2 times (NYL @ WAS, 9/17/24)						
												FGA	6 NYL vs. CHI 6/10/25				13 NYL vs. DAL 8/22/24						
	POINTS				REB		AST	BLK	STL			3FGM	3 NYL vs. CON 6/1/25				4 4 times (NYL @ SEA, 8/30/24)						
	10+	20+	30+	10+	10+	3+	3+	DBL-DBL	TP-L-DBL			3FGA	4 3 times (NYL vs. CHI, 6/10/25)				9 NYL vs. DAL 8/22/24						
2025-26	2	--	--	--	--	--	1	1	--	--		FTM	2 2 times (NYL vs. CON, 6/1/25)				4 4 NYL vs. CON 7/16/24						
												FTA	2 4 times (NYL vs. CHI, 6/10/25)				4 2 times (NYL @ DAL, 9/10/24)						
RECENT GAMES												OREB	3 NYL vs. GSV 5/29/25				5 NYL at ATL 6/6/24						
OPPONENT	W/L	MIN	FG-A	3P-A	FT-A	OR	DR	TR	A	PF	ST	TO	BS	PTS	DREB	8 NYL at WAS 5/30/25				8 NYL at WAS 5/30/25			
6/10 vs. CHI	W	24:15	2-6	1-4	1-2	0	1	1	0	2	1	0	0	6	TREB	9 NYL at WAS 5/30/25				9 3 times (NYL @ WAS, 5/30/25)			
6/5 at WAS	W	31:04	3-5	2-4	1-2	1	2	3	0	4	1	3	0	9	ASTS	1 5 times (NYL vs. CON, 6/1/25)				5 4 times (NYL @ CON, 7/10/24)			
6/1 vs. CON	W	19:50	4-5	3-4	2-2	0	2	2	1	2	0	0	0	13	STLS	3 NYL vs. LVA 5/17/25				4 NYL at LAS 8/15/24			
5/30 at WAS	W	26:48	4-5	2-3	2-2	1	8	9	1	3	0	2	3	12	BLKS	3 NYL at WAS 5/30/25				3 NYL at WAS 5/30/25			
5/29 vs. GSV	W	32:08	1-5	1-3	0-0	3	5	8	1	3	2	3	0	3	MINs	32 NYL vs. GSV 5/29/25				33 NYL vs. CON 8/24/24			



2 Years Pro

	GP	GS	PPG	RPG	APG	SPG	BPG	MPG	FG%	3FG%	FT%	2025-26 HIGHS				CAREER HIGHS					
2025-26	14	2	5.0	2.0	0.7	0.43	0.29	14.8	.510	.474	.900	PTS	12 NYL at SEA 6/22/25	18 CHI at LAS 7/14/22							
Career	52	4	7.4	3.0	1.2	1.17	0.46	19.7	.530	.409	.829	FGM	5 NYL at SEA 6/22/25	8 CHI at LAS 7/14/22							
												FGA	10 NYL at GSV 6/25/25	12 2 times (CHI @ NYL, 7/23/22)							
POINTS												REB				AST		BLK		STL	
	10+	20+	30+	10+	10+	3+	3+	DBL-DBL		TPL-DBL		3FGM	2 2 times (NYL @ GSV, 6/25/25)	3 CHI vs. ATL 6/17/22							
2025-26	3	--	--	--	--	--	--	--		--		3FGA	5 NYL at GSV 6/25/25	5 NYL at GSV 6/25/25							
RECENT GAMES																					
OPPONENT	W/L	MIN	FG-A	3P-A	FT-A	OR	DR	TR	A	PF	ST	TO	BS	PTS	FTM	4 NYL at WAS 6/5/25	5 CHI vs. PHO 7/2/22				
6/25 at GSV	W	33:41	4-10	2-5	1-2	3	0	3	0	3	0	1	1	11	FTA	4 NYL at WAS 6/5/25	6 2 times (CHI @ NYL, 7/23/22)				
6/22 at SEA	L	21:24	5-8	2-3	0-0	0	2	2	0	4	0	1	1	12	OREB	3 NYL at GSV 6/25/25	4 2 times (CHI @ LAS, 7/14/22)				
6/19 vs. PHO	L	8:47	0-2	0-0	0-0	1	4	5	0	1	0	1	0	0	DREB	4 NYL vs. PHO 6/19/25	6 3 times (CHI vs. WAS, 5/26/23)				
6/17 vs. ATL	W	5:22	0-2	0-0	0-0	0	0	0	0	2	0	0	0	0	TREB	5 NYL vs. PHO 6/19/25	10 CHI at LAS 7/14/22				
6/14 at IND	L	12:23	0-1	0-1	0-0	1	2	3	1	3	0	0	0	0	ASTS	4 NYL vs. CON 6/1/25	5 CHI vs. ATL 6/17/22				
															STLS	2 NYL vs. GSV 5/27/25	4 2 times (CHI @ MIN, 5/19/23)				
															BLKS	1 4 times (NYL @ GSV, 6/25/25)	3 CHI at NYL 7/23/22				
															MINS	34 NYL at GSV 6/25/25	34 NYL at GSV 6/25/25				



7 Years Pro

	GP	GS	PPG	RPG	APG	SPG	BPG	MPG	FG%	3FG%	FT%		2025-26 HIGHS				CAREER HIGHS						
2025-26	13	0	2.2	2.3	0.6	0.38	0.00	7.7	.400	.200	.667	PTS	9 NYL vs. CON 6/1/25				23 2 times (DAL @ NYL, 7/5/21)						
Career	194	81	7.4	4.4	1.0	0.76	0.38	18.4	.462	.194	.764	FGM	4 NYL vs. CON 6/1/25				10 2 times (DAL @ WAS, 8/26/21)						
												FGA	7 NYL at WAS 6/5/25				18 CHI vs. DAL 9/8/24						
	POINTS				REB		AST	BLK	STL			3FGM	1 NYL vs. CON 6/1/25				1 7 times (NYL vs. CON, 6/1/25)						
	10+	20+	30+	10+	10+	3+	3+	DBL-DBL	TP-L-DBL			3FGA	1 5 times (NYL vs. ATL, 6/17/25)				2 2 times (CHI @ CON, 9/19/24)						
2025-26	--	--	--	--	--	--	1	--	--			FTM	2 NYL at SEA 6/22/25				8 DAL vs. IND 8/20/21						
												FTA	2 3 times (NYL @ SEA, 6/22/25)				10 LVA vs. PHO 5/19/17						
RECENT GAMES												OREB	3 NYL at WAS 6/5/25				7 DAL at CON 8/18/19						
OPPONENT	W/L	MIN	FG-A	3P-A	FT-A	OR	DR	TR	A	PF	ST	TO	BS	PTS	DREB	5 NYL vs. CON 6/1/25				11 CHI at NYL 7/11/24			
6/25 at GSV	W	4:53	0-0	0-0	0-0	0	0	0	1	1	0	0	0	0	TREB	6 NYL vs. CON 6/1/25				13 2 times (DAL @ CON, 8/18/19)			
6/22 at SEA	L	05:04	0-2	0-0	2-2	0	2	2	1	2	0	0	0	2	ASTS	2 NYL vs. GSV 5/27/25				6 LVA vs. CHI 6/30/17			
6/19 vs. PHO	L	03:46	0-0	0-0	1-2	0	0	0	0	2	0	0	0	1	STLS	3 NYL vs. CON 6/1/25				4 3 times (DAL vs. MIN, 5/21/22)			
6/17 vs. ATL	W	3:26	0-1	0-1	0-0	0	1	1	0	0	0	0	0	0	BLKS	--				5 DAL at ATL 5/24/19			
6/14 at IND	L	07:51	1-2	0-0	0-0	2	2	4	1	0	0	0	0	2	MINs	17 NYL vs. CON 6/1/25				38 DAL at WAS 8/28/21			



5 Years Pro

	GP	GS	PPG	RPG	APG	SPG	BPG	MPG	FG%	3FG%	FT%	2025-26 HIGHS				CAREER HIGHS				
2025-26	13	13	19.7	4.3	5.1	1.69	0.46	31.1	.415	.318	.925	PTS	34 2 times (NYL vs. ATL, 6/17/25)				37 NYL at ATL 6/9/23			
Career	156	152	16.6	5.5	5.9	1.00	0.35	31.4	.406	.359	.908	FGM	12 NYL vs. ATL 6/17/25				13 NYL vs. MIN 6/5/22			
												FGA	24 NYL vs. GSV 5/29/25				24 NYL vs. MIN 6/5/22			
												3FGM	6 NYL vs. GSV 5/29/25				8 NYL at ATL 6/9/23			
												3FGA	15 NYL vs. GSV 5/29/25				15 NYL vs. GSV 5/29/25			
												FTM	9 NYL vs. PHO 6/19/25				12 NYL at DAL 8/8/22			
												FTA	9 2 times (NYL vs. PHO, 6/19/25)				12 NYL at DAL 8/8/22			
												OREB	2 NYL vs. ATL 6/17/25				6 NYL vs. SEA 7/25/23			
												DREB	7 NYL vs. LVA 5/17/25				13 NYL vs. CHI 6/12/22			
												TREB	7 3 times (NYL @ GSV, 6/25/25)				13 3 times (NYL @ LVA, 7/6/22)			
												ASTS	7 2 times (NYL vs. CHI, 6/10/25)				16 NYL vs. PHO 7/31/22			
												STLS	4 NYL vs. CHI 6/10/25				4 3 times (NYL vs. CHI, 6/10/25)			
												BLKS	2 2 times (NYL vs. CHI, 6/10/25)				3 2 times (NYL vs. MIN, 7/28/23)			
												MINS	38 NYL vs. ATL 6/17/25				42 NYL vs. ATL 6/30/22			
RECENT GAMES																				
OPPONENT	W/L	MIN	FG-A	3P-A	FT-A	OR	DR	TR	A	PF	ST	TO	BS	PTS						
6/25 at GSV	W	29:12	1-11	1-7	8-8	1	6	7	4	2	1	1	1	11						
6/22 at SEA	L	DND - Injury																		
6/19 vs. PHO	L	34:52	3-16	1-10	9-9	1	5	6	6	1	3	5	0	16						
6/17 vs. ATL	W	38:16	12-20	4-8	6-8	2	5	7	5	0	3	3	0	34						
6/14 at IND	L	37:34	11-20	4-10	8-9	1	1	2	4	2	1	2	0	34						



3 Years Pro

	GP	GS	PPG	RPG	APG	SPG	BPG	MPG	FG%	3FG%	FT%		2025-26 HIGHS					CAREER HIGHS				
2025-26	14	1	6.9	2.4	1.3	0.71	0.29	19.5	.425	.324	.000	PTS	18 NYL vs. GSV 5/27/25						23 NYL vs. SEA 6/19/22			
												FGM	7 NYL at SEA 6/22/25						9 NYL vs. SEA 6/19/22			
Career	92	16	7.8	1.7	2.2	0.60	0.13	20.6	.435	.383	.806	FGA	13 NYL at SEA 6/22/25						15 NYL vs. ATL 6/13/23			
												3FGM	6 NYL vs. GSV 5/27/25						6 2 times (NYL vs. GSV, 5/27/25)			
												3FGA	11 NYL vs. GSV 5/27/25						11 NYL vs. GSV 5/27/25			
												FTM	--						5 NYL vs. CON 9/1/23			
												FTA	--						6 NYL vs. CON 9/1/23			
												OREB	2 2 times (NYL vs. ATL, 6/17/25)						4 NYL vs. CON 8/30/19			
												DREB	5 NYL at SEA 6/22/25						5 3 times (NYL @ SEA, 6/22/25)			
												TREB	6 NYL vs. ATL 6/17/25						6 2 times (NYL vs. ATL, 6/17/25)			
												ASTS	6 NYL vs. CON 6/1/25						9 NYL at LVA 7/6/22			
												STLS	4 NYL vs. GSV 5/27/25						4 2 times (NYL vs. GSV, 5/27/25)			
												BLKS	1 4 times (NYL @ SEA, 6/22/25)						2 NYL at CON 7/24/19			
												MINS	36 NYL at SEA 6/22/25						38 NYL vs. ATL 6/30/22			
RECENT GAMES																						
OPPONENT	W/L	MIN	FG-A	3P-A	FT-A	OR	DR	TR	A	PF	ST	TO	BS	PTS								
6/25 at GSV	W	17:48	4-6	3-5	0-0	1	4	5	1	1	1	1	0	11								
6/22 at SEA	L	36:09	7-13	3-9	0-0	0	5	5	1	1	1	4	1	17								
6/19 vs. PHO	L	21:48	3-8	0-5	0-0	0	2	2	0	2	1	0	1	6								
6/17 vs. ATL	W	19:27	1-5	0-3	0-0	2	4	6	2	1	0	3	0	2								
6/14 at IND	L	18:20	4-8	2-6	0-0	0	2	2	0	1	1	2	0	10								



9 Years Pro

	GP	GS	PPG	RPG	APG	SPG	BPG	MPG	FG%	3FG%	FT%		2025-26 HIGHS				CAREER HIGHS						
2025-26	9	9	12.1	9.6	2.3	0.56	1.11	22.9	.475	.438	.655	PTS	26 NYL at IND 5/24/25					34 NYL at LVA 6/15/24					
Career	281	236	13.3	8.5	1.9	0.83	1.35	25.5	.515	.378	.788	FGM	9 NYL at IND 5/24/25					12 3 times (NYL @ LVA, 6/15/24)					
												FGA	15 NYL at IND 5/24/25					23 CON at CHI 6/29/22					
POINTS												REB		AST		BLK		STL					
	10+	20+	30+	10+	10+	3+	3+		DBL-DBL	TPL-DBL													
2025-26	7	1	--	6	--	1	--		6	--													
RECENT GAMES																							
OPPONENT	W/L	MIN	FG-A	3P-A	FT-A	OR	DR	TR	A	PF	ST	TO	BS	PTS									
6/25 at GSV	W	Inactive - Injury																					
6/22 at SEA	L	NWT - Injury																					
6/19 vs. PHO	L	8:52	1-1	0-0	0-0	0	4	4	0	0	0	2	1	2									
6/17 vs. ATL	W	25:29	4-10	2-4	0-0	4	6	10	2	1	1	0	0	10									
6/14 at IND	L	NWT - Injury																					



#8 Nyara Sabally

Center • 6-5 • 204lbs • 25 • Oregon/Germany

2 Years Pro

Women's Basketball Super League Champion with Fenerbahçe S.K. (2025). WNBA Champion with New York Liberty (2024). Olympian (2024). (she/her/hers)

	GP	GS	PPG	RPG	APG	SPG	BPG	MPG	FG%	3FG%	FT%	2025-26 HIGHS				CAREER HIGHS			
2025-26	8	5	6.6	5.4	0.8	1.13	1.00	19.6	.488	.000	.786	PTS	10 NYL at IND 6/14/25	14 2 times (NYL vs. ATL, 9/19/24)					
Career	67	5	3.8	3.3	0.4	0.54	0.51	11.5	.508	.133	.733	FGM	5 NYL at IND 6/14/25	5 3 times (NYL @ IND, 6/14/25)					
												FGA	12 NYL at IND 6/14/25	12 NYL at IND 6/14/25					
												3FGM	--	1 2 times (NYL vs. CHI, 6/4/23)					
												3FGA	3 NYL at IND 6/14/25	3 NYL at IND 6/14/25					
												FTM	2 4 times (NYL @ SEA, 6/22/25)	6 NYL at WAS 9/17/24					
												FTA	3 NYL vs. PHO 6/19/25	7 NYL at WAS 9/17/24					
												OREB	4 2 times (NYL @ IND, 6/14/25)	4 3 times (NYL @ IND, 6/14/25)					
												DREB	7 NYL at SEA 6/22/25	8 2 times (NYL @ LAS, 8/28/24)					
												TREB	9 2 times (NYL @ SEA, 6/22/25)	10 NYL at LAS 8/28/24					
												ASTS	1 6 times (NYL @ GSV, 6/25/25)	3 NYL at LAS 8/15/24					
												STLS	4 NYL at IND 6/14/25	4 NYL at IND 6/14/25					
												BLKS	2 3 times (NYL @ SEA, 6/22/25)	2 9 times (NYL @ SEA, 6/22/25)					
												MINS	31 NYL at SEA 6/22/25	31 NYL at SEA 6/22/25					
RECENT GAMES																			
OPPONENT	W/L	MIN	FG-A	3P-A	FT-A	OR	DR	TR	A	PF	ST	TO	BS	PTS					
6/25 at GSV	W	15:44	1-4	0-0	1-2	3	1	4	1	3	0	0	1	3					
6/22 at SEA	L	30:48	3-9	0-1	2-2	2	7	9	0	1	0	3	2	8					
6/19 vs. PHO	L	26:51	3-6	0-0	1-3	2	5	7	0	3	0	3	0	7					
6/17 vs. ATL	W	17:38	3-4	0-0	2-2	0	3	3	1	2	2	1	2	8					
6/14 at IND	L	30:36	5-12	0-3	0-0	4	5	9	1	4	4	2	2	10					
RECENT GAMES																			
OPPONENT	W/L	MIN	FG-A	3P-A	FT-A	OR	DR	TR	A	PF	ST	TO	BS	PTS					
6/25 at GSV	W	15:44	1-4	0-0	1-2	3	1	4	1	3	0	0	1	3					
6/22 at SEA	L	30:48	3-9	0-1	2-2	2	7	9	0	1	0	3	2	8					
6/19 vs. PHO	L	26:51	3-6	0-0	1-3	2	5	7	0	3	0	3	0	7					
6/17 vs. ATL	W	17:38	3-4	0-0	2-2	0	3	3	1	2	2	1	2	8					
6/14 at IND	L	30:36	5-12	0-3	0-0	4	5	9	1	4	4	2	2	10					
RECENT GAMES																			
OPPONENT	W/L	MIN	FG-A	3P-A	FT-A	OR	DR	TR	A	PF	ST	TO	BS	PTS					
6/25 at GSV	W	15:44	1-4	0-0	1-2	3	1	4	1	3	0	0	1	3					
6/22 at SEA	L	30:48	3-9	0-1	2-2	2	7	9	0	1	0	3	2	8					
6/19 vs. PHO	L	26:51	3-6	0-0	1-3	2	5	7	0	3	0	3	0	7					
6/17 vs. ATL	W	17:38	3-4	0-0	2-2	0	3	3	1	2	2	1	2	8					
6/14 at IND	L	30:36	5-12	0-3	0-0	4	5	9	1	4	4	2	2	10					
RECENT GAMES																			
OPPONENT	W/L	MIN	FG-A	3P-A	FT-A	OR	DR	TR	A	PF	ST	TO	BS	PTS					
6/25 at GSV	W	15:44	1-4	0-0	1-2	3	1	4	1	3	0	0	1	3					
6/22 at SEA	L	30:48	3-9	0-1	2-2	2	7	9	0	1	0	3	2	8					
6/19 vs. PHO	L	26:51	3-6	0-0	1-3	2	5	7	0	3	0	3	0	7					
6/17 vs. ATL	W	17:38	3-4	0-0	2-2	0	3	3	1	2	2	1	2	8					
6/14 at IND	L	30:36	5-12	0-3	0-0	4	5	9	1	4	4	2	2	10					
RECENT GAMES																			
OPPONENT	W/L	MIN	FG-A	3P-A	FT-A	OR	DR	TR	A	PF	ST	TO	BS	PTS					
6/25 at GSV	W	15:44	1-4	0-0	1-2	3	1	4	1	3	0	0	1	3					
6/22 at SEA	L	30:48	3-9	0-1	2-2	2	7	9	0	1	0	3	2	8					
6/19 vs. PHO	L	26:51	3-6	0-0	1-3	2	5	7	0	3	0	3	0	7					
6/17 vs. ATL	W	17:38	3-4	0-0	2-2	0	3	3	1	2	2	1	2	8					
6/14 at IND	L	30:36	5-12	0-3	0-0	4	5	9	1	4	4	2	2	10					




#0 Jaylyn Sherrod

Guard • 5-7 • 125lbs • 23 • Colorado/USA

1 Year Pro

WNBA Champion with New York Liberty (2024). USA Basketball 3x3 Women's National Team development camp invitee (2024). Three-Time Pac-12 All-Defensive selection with Colorado. (she/her/hers)


	GP	GS	PPG	RPG	APG	SPG	BPG	MPG	FG%	3FG%	FT%	2025-26 HIGHS				CAREER HIGHS				
2025-26	11	0	1.5	0.8	0.7	0.64	0.00	6.3	.294	.222	.714	PTS	8 NYL at SEA 6/22/25	8 2 times (NYL @ SEA, 6/22/25)						
Career	21	0	1.7	0.6	0.6	0.48	0.05	5.0	.387	.267	.615	FGM	2 2 times (NYL @ SEA, 6/22/25)	3 NYL vs. ATL 9/19/24						
												FGA	5 NYL vs. CON 6/1/25	5 2 times (NYL vs. CON, 6/1/25)						
POINTS					REB	AST	BLK	STL				3FGM	1 2 times (NYL @ SEA, 6/22/25)	1 4 times (NYL @ SEA, 6/22/25)						
	10+	20+	30+	10+	10+	3+	3+		DBL-DBL	TPL-DBL		3FGA	3 2 times (NYL @ SEA, 6/22/25)	3 2 times (NYL @ SEA, 6/22/25)						
2025-26	--	--	--	--	--	--	1		--	--		FTM	3 NYL at SEA 6/22/25	3 NYL at SEA 6/22/25						
												FTA	3 2 times (NYL @ SEA, 6/22/25)	4 NYL vs. ATL 9/19/24						
RECENT GAMES												OREB	1 2 times (NYL vs. CHI, 6/10/25)	1 4 times (NYL vs. CHI, 6/10/25)						
OPPONENT	W/L	MIN	FG-A	3P-A	FT-A	OR	DR	TR	A	PF	ST	TO	BS	PTS	DREB	3 NYL at SEA 6/22/25	3 NYL at SEA 6/22/25			
6/25 at GSV	W	03:54	0-0	0-0	0-0	0	0	0	0	1	0	0	0	0	TREB	3 NYL at SEA 6/22/25	3 NYL at SEA 6/22/25			
6/22 at SEA	L	14:22	2-4	1-3	3-3	0	3	3	3	2	2	0	0	8	ASTS	3 NYL at SEA 6/22/25	3 NYL at SEA 6/22/25			
6/19 vs. PHO	L	2:57	0-0	0-0	0-0	0	0	0	0	2	0	0	0	0	STLS	3 NYL vs. CON 6/1/25	3 NYL vs. CON 6/1/25			
6/17 vs. ATL	W	8:30	0-1	0-0	0-0	0	1	1	0	1	0	1	0	0	BLKS	--	1 NYL vs. DAL 8/22/24			
6/14 at IND	L	00:27	0-0	0-0	0-0	0	0	0	0	0	0	0	0	0	MINS	18 NYL vs. CON 6/1/25	18 NYL vs. CON 6/1/25			



22
KENNEDY BURKE
GUARD




9
NATASHA CLOUD
GUARD



1
MARQUESHA DAVIS
GUARD



13
LEONIE FIEBICH
FORWARD




7
REBEKAH GARDNER
GUARD




21
ISABELLE HARRISON
FORWARD



20
SABRINA IONESCU
GUARD



23
MARINE JOHANNÈS
GUARD



35
JONQUEL JONES
CENTER



8
NYARA SABALLY
CENTER



0
JAYLYN SHERROD
GUARD



30
BREANNA STEWART
FORWARD



PLAYER MILESTONES



PLAYER	FTM	N	DA	PTS	N	DA	REB	N	DA	AST	N	DA	STL	N	DA	BLK	N	DA	GAMES	N	DA	3FGM	N	DA
Ionescu, S.	500	34	--	2,500	--	6/14/25	1,000	136	--	1,000	83	--	100	--	5/20/24	--	--	--	100	--	8/24/23	500	87	--
Burke, K.	100	--	6/14/25	500	--	7/6/24	250	11	--	100	--	5/29/25	100	8	--	--	--	--	100	--	6/2/24	100	13	--
Stewart, B.	1,400	50	--	6,000	287	--	2,500	147	--	900	30	--	400	14	--	400	--	6/25/25	300	25	--	500	57	--
Cloud, N.	600	87	--	2,500	--	5/24/25	1,000	19	--	1,700	87	--	300	--	5/27/25	--	--	--	300	--	6/25/25	300	6	--
Davis, K.	--	--	--	--	--	--	--	--	--	--	--	--	--	--	--	--	--	--	--	--	--	--	--	--
Davis, M.	--	--	--	--	--	--	--	--	--	--	--	--	--	--	--	--	--	--	--	--	--	--	--	--
Fiebich, L.	--	--	--	--	--	--	--	--	--	--	--	--	--	--	--	--	--	--	--	--	--	--	--	--
Gardner, R.	--	--	--	--	--	--	--	--	--	--	--	--	--	--	--	--	--	--	--	--	--	--	--	--
Harrison, I.	300	--	9/17/24	1,500	--	6/30/24	1,000	10	--	200	--	7/11/24	200	35	--	100	7	--	200	--	9/13/24	--	--	--
Johannès, M.	--	--	--	500	--	7/23/23	--	--	--	200	--	6/10/25	--	--	--	--	--	--	100	8	--	100	--	6/29/23
Jones, J.	800	97	--	4,000	228	--	2,500	95	--	600	65	--	200	--	9/3/23	400	19	--	300	16	--	300	--	9/12/24
Sabally, N.	--	--	--	--	--	--	250	32	--	--	--	--	--	--	--	--	--	--	--	--	--	--	--	--
Sherrod, J.	--	--	--	--	--	--	--	--	--	--	--	--	--	--	--	--	--	--	--	--	--	--	--	--

"N" = Needs, "DA" = Date Acquired

