



New York Liberty (10-3) @ Golden State Valkyries (7-6)



Wednesday, June 25th, 2025 — Chase Center — 10:00 pm EDT — Regular Season Game #14 — Away Game #7

Local: **My9** | Stream: **Liberty Live, FOX Local**

Follow the Liberty PR Department on X: [@nylibertyPR](#) and [@NYL_Stats](#)

2024 WNBA CHAMPIONS | 2023 COMMISSIONER'S CUP CHAMPIONS

LAST GAME STARTERS

PLAYER / 2025-26 REGULAR SEASON AVERAGES

#7 Rebekah Gardner F • 6-1 • UCLA/USA • 2nd Season

GP/GS	PPG	RPG	APG	SPG	BPG	MPG
13/1	4.5	1.9	0.8	0.5	0.2	13.4

#30 Breanna Stewart F • 6-4 • Connecticut/USA • 9th Season

GP/GS	PPG	RPG	APG	SPG	BPG	MPG
13/13	20.8	5.5	3.7	1.3	1.2	31.3

#8 Nyara Sabally C • 6-5 • Oregon/Germany • 2nd Season

GP/GS	PPG	RPG	APG	SPG	BPG	MPG
7/4	7.1	5.6	0.7	1.3	1.0	20.2

#23 Marine Johannès G • 5-10 • /France • 3rd Season

GP/GS	PPG	RPG	APG	SPG	BPG	MPG
13/1	6.5	2.2	1.3	0.7	0.3	19.6

#9 Natasha Cloud G • 5-10 • St. Joseph's (PA)/USA • 10th Season

GP/GS	PPG	RPG	APG	SPG	BPG	MPG
13/13	8.5	3.8	6.5	1.6	0.5	28.3

Marquesha Davis (Mar-QWEE-Shuh); **Leonie Fiebich** (Lay-oh-knee FEE-bich ["ich" like "rich"]); **Sabrina Ionescu** (yo-NESS-coo); **Marine Johannès** (Jo-han-ess); **Nyara Sabally** (Knee-ARE-uh SAH-buh-lee); **Jaylyn Sherrod** (SURE-rod); **Breanna Stewart** (bree-ANN-uh [NOT bree-ON-uh])

2025-26 REGULAR SEASON LIBERTY RECORDS

	RECORD	HOME	ROAD	OT
OVERALL	10-3	6-1	4-2	--
WESTERN	3-2	3-1	0-1	--
EASTERN	7-1	3-0	4-1	--

STREAKS

OVERALL	Lost 2
HOME	Lost 1
ROAD	Lost 2

MATCHUP QUICK HITS

Wednesday night will mark the New York Liberty's first visit to Chase Center to face the Golden State Valkyries. The teams previously met on May 27 and 29 in Brooklyn, with New York taking a 2-0 lead in the season series.

In those two games, **Breanna Stewart** totaled 51 points, shooting 16-for-26 from the field, 1-for-4 from 3-point range, and 18-for-25 from the free throw line. That stands as her highest point total against any opponent the Liberty have faced more than once in 2025. On May 29, **Sabrina Ionescu** hit six 3-pointers, setting her season high. As a team, New York averaged 10.5 steals across the two games, their third-highest mark against any opponent this season.

For the first time in franchise history, the Liberty have two players averaging 20 or more points per game through the first 13 games of the season. As June winds down, **Ionescu** leads the WNBA in scoring this month with 23.0 points per game, while **Stewart** ranks second with 22.4. This marks just the fourth time in league history that a pair of teammates has averaged 20-plus points in a season's first 13 games, joining Phoenix's Cappie Pondexter and Diana Taurasi in 2009 (WNBA Champions), 2008, and 2006.

In the June 22 game against the Seattle Storm, **Rebekah Gardner** made her first start for New York and scored a season-high 12 points, shooting 5-for-8 from the field and 2-for-3 from beyond the arc. **Jaylyn Sherrod** matched her career-high with eight points (2-4 FG, 1-3 3PT, 3-3 FT). In her first start of the season, **Marine Johannès** started the game off with seven consecutive successful field goal attempts, including three shots from deep. This performance surpasses her twice-achieved career-high of six consecutive makes from the floor.

Through 13 games, the Liberty have made 133 3-pointers — the third-most in the WNBA this season and the fourth-most in league history over that span.

Entering week six of the season, New York leads the league in points per game (88.3), steals per game (9.2), net rating (13.9), and defensive rating (94.4).

2025 REGULAR SEASON SCHEDULE

DATE	OPPONENT	SCORE	RECORD
5/17	vs. Aces	92-78 W	1-0
5/22	@ Sky	99-74 W	2-0
5/24	@ Fever	90-88 W	3-0
5/27	vs. Valkyries	95-67 W	4-0
5/29	vs. Valkyries	82-77 W	5-0
5/30	@ Mystics	85-63 W	6-0
6/1	vs. Sun	100-52 W	7-0
6/5	@ Mystics	86-78 W	8-0
6/10	vs. Sky	85-66 W	9-0
6/14	@ Fever	88-102 L	9-1
6/17	vs. Dream	86-81 W	10-1
6/19	vs. Mercury	81-89 L	10-2
6/22	@ Storm	79-89 L	10-3
6/25	@ Valkyries	10:00 pm	--
6/27	@ Mercury	10:00 pm	--
6/29	@ Dream	3:00 pm	--
7/3	vs. Sparks	7:00 pm	--
7/6	vs. Storm	1:00 pm	--
7/8	vs. Aces	8:00 pm	--
7/13	vs. Dream	3:00 pm	--
7/16	vs. Fever	7:30 pm	--
7/22	vs. Fever	8:00 pm	--
7/25	vs. Mercury	7:30 pm	--
7/26	vs. Sparks	7:00 pm	--
7/28	@ Wings	8:00 pm	--
7/30	@ Lynx	8:00 pm	--
8/1	@ Sun	7:30 pm	--
8/3	@ Sun	1:00 pm	--
8/5	vs. Wings	7:00 pm	--
8/8	@ Wings	7:30 pm	--
8/10	vs. Lynx	12:30 pm	--
8/12	@ Sparks	10:00 pm	--
8/13	@ Aces	9:30 pm	--
8/16	@ Lynx	2:00 pm	--
8/19	vs. Lynx	7:00 pm	--
8/21	vs. Sky	7:00 pm	--
8/23	@ Dream	2:00 pm	--
8/25	vs. Sun	7:00 pm	--
8/28	vs. Mystics	7:00 pm	--
8/30	@ Mercury	10:00 pm	--
9/2	@ Valkyries	10:00 pm	--
9/5	@ Storm	10:00 pm	--
9/9	vs. Mystics	7:00 pm	--
9/11	@ Sky	8:00 pm	--



NO.	PLAYER	POS.	HT.	BIRTHDATE	PRIOR TO WNBA/HOME COUNTRY	WNBA EXP.
22	Kennedy Burke	G	6-1	02/14/1997	UCLA/USA	5
9	Natasha Cloud	G	5-10	02/22/1992	St. Joseph's (PA)/USA	10
1	Marquesha Davis	G	6-0	05/29/2001	Mississippi/USA	1
13	Leonie Fiebich	F	6-4	01/10/2000	/Germany	2
7	Rebekah Gardner	G	6-1	07/09/1990	UCLA/USA	2
21	Isabelle Harrison	F	6-3	09/27/1993	Tennessee/USA	7
20	Sabrina Ionescu	G	5-11	12/06/1997	Oregon/USA	5
23	Marine Johannès	G	5-10	01/21/1995	/France	3
35	Jonquel Jones	C	6-6	01/05/1994	George Washington/Bahamas	9
8	Nyara Sabally	C	6-5	02/26/2000	Oregon/Germany	2
0	Jaylyn Sherrod	G	5-7	10/21/2001	Colorado/USA	1
30	Breanna Stewart	F	6-4	08/27/1994	Connecticut/USA	9

STAFF

Head Coach	Sandy Brondello (she/her)
Assistant Coach	Olaf Lange (he/him)
Assistant Coach	Sonia Raman (she/her)
Assistant Coach	Zach O'Brien (he/him)
Head Athletic Trainer	Theresa Acosta (she/her)

PRONUNCIATION GUIDE

Marquesha Davis (Mar-QWEE-Shuh); **Leonie Fiebich** (Lay-oh-knee FEE-bich ["ich" like "rich"]); **Sabrina Ionescu** (yo-NESS-coo); **Marine Johannès** (Jo-han-ess); **Nyara Sabally** (Knee-ARE-uh SAH-buh-lee); **Jaylyn Sherrod** (SURE-rod); **Breanna Stewart** (bree-ANN-uh [NOT bree-ON-uh])
Coaches: **Sandy Brondello** (braun-DELL-oh), **Olaf Lange** (Lang)

HOW THE LIBERTY WERE BUILT

FREE AGENTS

- 2025** - Kennedy Burke (Re-signed on February, 1, 2025.)
- Isabelle Harrison (Signed as free agent on Feb. 21, 2025.)
- Marine Johannès (Re-signed with New York Liberty on Mar. 21, 2025.)
2024 - Jaylyn Sherrod (Signed rest of season contract on Aug. 16, 2024.)
2023 - Breanna Stewart (Resigned with the New York Liberty on March 26, 2025.)

OBTAINED VIA TRADE

- 2024** - Natasha Cloud (Acquired via trade from CON on March 16, 2025)
- Rebekah Gardner (Acquired via trade from CHI in 2024)
2023 - Leonie Fiebich (Acquired player rights from CHI via four-team trade)
- Jonquel Jones (Re-signed with New York Liberty February 16, 2024)

OBTAINED VIA DRAFT

- 2024** - Marquesha Davis (Drafted No. 11 overall by New York Liberty)
2022 - Nyara Sabally (Drafted No. 5 overall in 2022 WNBA Draft)
2020 - Sabrina Ionescu (Re-signed with New York Liberty on May 15, 2023)

NUMERICAL ROSTER

0 Jaylyn Sherrod	20 Sabrina Ionescu
1 Marquesha Davis	21 Isabelle Harrison
7 Rebekah Gardner	22 Kennedy Burke
8 Nyara Sabally	23 Marine Johannès
9 Natasha Cloud	30 Breanna Stewart
13 Leonie Fiebich	35 Jonquel Jones

STATUS REPORT

Sabrina Ionescu – QUESTIONABLE (Neck)
Jonquel Jones - OUT (R. Ankle)
Leonie Fiebich - OUT/NWT (Overseas Commitment)

LIBERTY PREGAME AVAILABILITY: 90-60 Minutes on Game Clock (Begins at 5:27:30 PM PT)

90-75 Minutes	80-65 Minutes	75-60 Minutes
Kennedy Burke	Sabrina Ionescu	
Natasha Cloud	Breanna Stewart	
Marquesha Davis		
Rebekah Gardner		
Marine Johannès		
Isabelle Harrison		
Nyara Sabally		
Jaylyn Sherrod		



WOMEN'S NATIONAL BASKETBALL ASSOCIATION

OFFICIAL SCORER'S REPORT
FINAL BOX

Sunday, June 22, 2025 Climate Pledge Arena, Seattle, WA

Officials: #11 Randy Richardson, #35 Catherine Chang, #24 Gerda Gatling

Game Duration: 1:59

Attendance: 12500

VISITOR: New York Liberty (10-3)

	POS	MIN	FG	FGA	3P	3PA	FT	FTA	OR	DR	TOT	A	PF	ST	TO	BS	+/-	PTS
7 Rebekah Gardner	F	21:24	5	8	2	3	0	0	0	2	2	0	4	0	1	1	-2	12
30 Breanna Stewart	F	36:38	6	14	0	2	6	7	2	7	9	7	1	0	5	2	-5	18
8 Nyara Sabally	C	30:48	3	9	0	1	2	2	2	7	9	0	1	0	3	2	-5	8
23 Marine Johannès	G	36:09	7	13	3	9	0	0	0	5	5	1	1	1	4	1	-10	17
9 Natasha Cloud	G	34:05	2	7	1	4	0	0	2	3	5	8	1	2	6	0	-16	5
0 Jaylyn Sherrod		14:22	2	4	1	3	3	3	0	3	3	3	2	2	0	0	-4	8
21 Isabelle Harrison		05:04	0	2	0	0	2	2	0	2	2	1	2	0	0	0	-1	2
22 Kennedy Burke		21:30	3	6	1	2	2	2	1	3	4	1	2	2	1	1	-7	9
1 Marquesha Davis	DNP - Coach's Decision																	
20 Sabrina Ionescu	DND - Injury/Illness - Neck																	
35 Jonquel Jones	NWT - Injury/Illness - Right Ankle																	
200:00			28	63	8	24	15	16	7	32	39	21	14	7	20	7	-10	79
			44.4%		33.3%		93.8%		TM REB: 4		TOT TO: 21 (22 PTS)							

HOME: SEATTLE STORM (9-5)

	POS	MIN	FG	FGA	3P	3PA	FT	FTA	OR	DR	TOT	A	PF	ST	TO	BS	+/-	PTS
5 Gabby Williams	F	36:39	4	16	1	6	3	4	1	5	6	10	2	4	3	0	10	12
3 Nneka Ogwumike	F	34:22	12	17	2	5	0	0	3	4	7	1	1	2	2	2	8	26
13 Ezi Magbegor	C	28:12	2	9	0	1	2	2	5	3	8	2	1	3	1	1	9	6
17 Erica Wheeler	G	31:06	4	13	1	5	0	0	0	2	2	1	0	1	0	0	8	9
4 Skylar Diggins	G	35:35	6	17	3	7	5	6	0	2	2	6	4	2	1	2	6	20
8 Lexie Brown		05:53	0	0	0	0	1	2	0	1	1	2	1	0	0	0	2	1
32 Alysha Clark		13:29	2	3	0	1	0	0	0	2	2	0	1	1	0	0	1	4
14 Dominique Malonga		07:05	3	5	0	0	0	1	0	4	4	1	4	0	1	0	2	6
7 Zia Cooke		07:39	2	2	1	1	0	0	0	0	0	1	0	0	2	1	4	5
54 Mackenzie Holmes	DNP - Coach's Decision																	
33 Katie Lou Samuelson	DND - Injury/Illness - Right Knee																	
200:00			35	82	8	26	11	15	9	23	32	24	14	13	10	6	10	89
			42.7%		30.8%		73.3%		TM REB: 12		TOT TO: 10 (13 PTS)							

SCORE BY PERIOD

	1	2	3	4	FINAL
Liberty	22	20	19	18	79
STORM	22	21	25	21	89

Inactive: Liberty -

Inactive: Storm -

Points in the Paint: Liberty 36 (18/35), STORM 42 (21/48) Biggest Lead: Liberty 5, STORM 10

2nd Chance Points: Liberty 9 (4/7), STORM 11 (5/10) Lead Changes: 7

Fast Break Points: Liberty 8 (3/12), STORM 15 (7/14) Times Tied: 5

Technical fouls - Non-Unsportsmanlike

Liberty (0): NONE

STORM (1): Team 7:55 4th (Delay)





A Recap of New York's Historic 2024 Playoff Run

First Round Sweep

The New York Liberty's playoff path began with a best-of-three series against the Atlanta Dream. The Liberty swept Atlanta via back-to-back wins at Barclays Center.

Game 1 was dominated by the Liberty, who were up by as much as 22 points and never relinquished their lead. Sabrina Ionescu and rookie Leonie Fiebich led the team in scoring, each putting up 25 points. Fiebich also became the first ever rookie with 4+ 3PM in a playoff game without a miss. Breanna Stewart put up a 24-11 double-double and got up for three blocks as the team held the Dream to shooting 18.8% from three.

Sweeping the series with a Game 2 win, New York grinded out a 9.1 net rating, with every starter finishing with a positive plus/minus. With a Sabrina Ionescu 36-point night, which tied the franchise's single-game playoff scoring record, and a Jonquel Jones 20-point, 13 rebound double-double, the Liberty fended off Atlanta's attempt to even the series.

Feeling Lucky in Las Vegas

In the 2024 Semifinals against the Las Vegas Aces, New York continued their defense of home court in the post season. With three players scoring in double figures, the Liberty powered past the Aces in Game 1. After a Jonquel Jones made three less than two minutes into the game to the final buzzer, New York held the lead in a wire-to-wire victory.

A Game 2 win featured every starter earning a defensive rating equal to or above 100.0. Sabrina Ionescu led the way with 24 points and nine rebounds.

Playing a second game in Michelob Ultra Arena after a Game 3 loss, the Liberty were determined to end the series with a Game 4 win. On the back of a Breanna Stewart double-double, the Liberty closed out the series with a resounding 14-point win.

A Finals Series for the Ages

New York's second Finals appearance in two years began with hosting the first two games in Barclays Center. After a Game 1 loss in overtime, the Liberty stormed through Game



2 to victory, shooting 45.8% from three and building up a lead by as much as 17 points. In the first two matchups, Jonquel Jones amassed a combined 38 points and 19 rebounds.

Hitting the road for Minnesota, the Liberty battled for a Game 3 win with Breanna Stewart racking up a 30-point double-double. Stewart, Betnijah Laney-Hamilton, Jonquel Jones, Sabrina Ionescu and Nyara Sabally combined for nine blocks, matching the franchise record for most blocks in a playoff game. Sabrina Ionescu called game, sinking a game-winning 28-foot 3-pointer with one second left on the shot clock.

A close Game 4 loss despite 21 points from Jones set the stage for the Game 5 face-off in Brooklyn with the series tied at 2-2. Leading the team, Jones scored 17 points and Stewart put up 3 blocks. Nyara Sabally and Leonie Fiebich combined for 26 points, including a key 5 points in overtime that guaranteed the New York Liberty their first WNBA title in franchise history and the city's first basketball title in over 50 years. Jonquel Jones was awarded the 2024 Finals Most Valuable Player award after tallying 89 points, 38 rebounds, 11 assists and 4 blocks in the series.

All Eyes on the Liberty

A New York Liberty attendance record was set when over 18,000 fans gathered in the arena to watch the Liberty bring New York its first

professional basketball championship since 1973.

The Finals series averaged 1.6 million viewers, garnering the highest rating in 25 years. This mark was a 115% increase from the 2023 WNBA Finals. Games 3, 4 and 5 were the most watched WNBA Finals games that aired on cable. Viewership for Game 5 peaked at 3.3 million, with its television rating doubling the previous record for a Game 5 Finals matchup.

Canyon of Heroes History

Thousands upon thousands of fans showered the 2024 WNBA Champions with ticker tape and support as the New York Liberty's championship parade made its way down the renowned Canyon of Heroes. The Liberty joined New York sports history as they took the famous same path taken by winners of World Cups, Stanley Cups, Super Bowls and World Series titles.

A massive crowd of seafoam gathered for the first parade celebrating a NY professional sports team since the New York Giants' Super Bowl in 2012. The parade was followed by a ceremony at City Hall with the New York Liberty receiving the key to New York City.

On May 16, the Liberty had a permanent plaque installed and unveiled at 250 Broadway Street, commemorating their spot among this city's all-time legendary championship winning teams.

Reflecting the New York Liberty's commitment to excellence and honoring Brooklyn were at the forefront of the design process for renowned bespoke diamond jewelry creator, Jason of Beverly Hills and Brooklyn-based designers, Dynasty and Soull Ogun of L'Enchanteur. The championship celebrates one of the WNBA's original franchises winning their first-ever title, New York City's first professional basketball championship since 1973 and serves as a tribute to the spirit, core values and city that the franchise represents.



More than six carats of white diamonds reflect the six years of Joe and Clara Wu Tsai's ownership of the Liberty. Eleven black diamonds represent the team's 2024 playoff wins, while 32 points of black diamonds honor the Liberty's franchise-record tying 32 regular season wins as they became the first WNBA to win 30+ games in back-to-back seasons.



The single diamond in the trophy represents the New York Liberty's first WNBA title.



An image of a budding leaf breaking through a crack in the concrete pays homage to 'The Concrete Jungle' that the Liberty calls home while symbolizing the beginning of the Liberty's championship chapter. The 28 points of Paraiba in the leaf symbolize the team's 28 seasons in the WNBA. Each player's name and jersey number complete the shank's design.



The top of the championship ring unscrews to reveal a recreation of the New York Liberty court with the team's record in each playoff series in their title run. Underneath the ring's top are a pair of earrings, providing players with everyday jewelry to remind them of their historic win.



- **LEADING THE LEAGUE:** The Liberty leads the WNBA in various offensive categories this season, including points per game (88.3), defensive rebounds per game (28.8), true shooting percentage (59.2%), defensive rating (94.4), and net rating (13.9).

- New York has outscored its opponents by a league-best 11.08 points per game. *See the chart for a look at the best total point differential through 13 games to begin a WNBA season since 2015.*

- Five Liberty players occupy the WNBA's top six spots in the plus/minus ranking: **Leonie Fiebich** +139, **Sabrina Ionescu** +135, **Jonquel Jones** +127, **Breanna Stewart** +126, and **Natasha Cloud** +123.

+/-	TEAM	W-L	SEASON	FINISHED
+207	Las Vegas	12-1	2023	Champions
+186	Los Angeles	12-1	2016	Champions
+179	Seattle	11-2	2020	Champions
+166	Minnesota	13-0	2016	Runner-Up
+154	Minnesota	12-1	2017	Champions
+152	Las Vegas	10-3	2021	Semifinalist
+148	Washington	9-4	2019	Champions
+144	New York	10-3	2025	TBD
+140	Minnesota	12-1	2025	TBD
+136	Las Vegas	11-2	2022	Champions

- **RUNNING IT UP**

- New York has won six of its 13 contests by double figures, including four wins of at least 20 points.

- Six other teams — Atlanta, Golden State, Indiana, Minnesota, Phoenix and Seattle — have recorded multiple wins by 20 or more points this season, but none have done so more than twice.
 - *See the chart for a look at the Liberty seasons with the most 20+ point wins.*

#	TOT GP	SEASON
6	40	2023
6	40	2024
4	13	2025
3	34	2016
3	34	2017

- **FROM DISTANCE:** *See the chart for a look at the most 3-pointers made by a WNBA team through its first 13 games of a season.*

- The Liberty have made the third-most triples through 13 games in team history.

#	TEAM	SEASON
142	New York	2021
138	Minnesota	2024
136	New York	2023
133	New York	2025
132	Atlanta	2025

- **JUMPING AHEAD EARLY:** All but four of New York's first halves have ended with a tie or a Liberty lead this season. They have held double-digit leads at the break seven times and have led by 20 or more after the second quarter three times.

- The Liberty had three halftime leads of at least 20 points three times *last regular season*.

- **CARE FOR THE ROCK:** New York ranks fourth in the WNBA in assist-to-turnover ratio (1.51).

- The Liberty boast the third-highest assists per game mark (21.8) while turning the ball over just 14.5 times per contest (fifth-lowest average in the league this season).
 - New York leads the league in steals, averaging 9.2 per game.

- **LIBS ON DEFENSE:** The Liberty have allowed just 77.2 points per game so far this season, good for the second lowest average in the league (lowest: Minnesota's 74.1 opp. ppg).

- New York has held its opponents to a league-best 39.4% (28.2-of-71.5) from the field.
 - The team's 94.4 defensive rating through the first 13 games is the franchise's second-best mark since 2015.





Player Notes

- **II DBL-DBLS:** **Jonquel Jones** recorded 10 points (4-of-10 FG, 2-of-4 3FG) and 10 rebounds in 25:29 minutes against Atlanta on 6/17, marking her sixth double-double this season.
 - She is tied for the second-most double-doubles in the league this season with Phoenix's Alyssa Thomas and Indiana's Aliyah Boston. Only Chicago's Angel Reese and Atlanta's Brionna Jones have totaled more with seven apiece.
 - Since joining New York ahead of the 2023 season, Jones has tallied 28 double-doubles in the regular season, which is sixth-most in the league over that span.
 - New York is a perfect 28-0 in regular season games where Jones notches a double-double. She joins Vickie Johnson (4-0) and Kelsey Bone (2-0) as the only Liberty players who posted multiple double-doubles with the team and an undefeated record.
 - *See the chart for a look at where Jones ranks in career double-doubles in WNBA history.*
 - On the year, Jones holds averages of 12.1 points, 9.6 rebounds, 2.3 assists, and 1.1 blocks in 22.9 minutes per game. Jones and Las Vegas' A'ja Wilson (21.1 ppg, 9.8 rpg, 3.6 apg) are the only players averaging more than 12 points, nine rebounds, and two assists.

RANK	PLAYER	#
5th	Nneka Ogumike	112
6th	A'ja Wilson	104
t-7th	Tamika Catchings	96
t-7th	Jonquel Jones	96

- **KB FROM THREE:** Through 13 games this season, **Kennedy Burke** has shot 22-of-39 from beyond the arc for 56.4% 3-point success rate, second highest in the WNBA behind only Atlanta's Te-Hina Paopao shooting 57.1% from three. *See the chart for a look at where KB's shooting marks rank among qualified players this season*
 - Burke has shot a league-best 50.0% (16-of-32) on above the break 3-pointers this season (min. 30 such 3FGA). She was 14-of-52 (26.9%) on those attempts all last season.

STAT	#	RANK
3FG %	56.4	2nd
TS%	70.9	1st

- **SOPHMORE SZN:** Just six games into her second season, **Leonie Fiebich** has set a career-high in blocks (3) and matched her career-high in rebounds (9).
 - Shooting 12-25 from three, Fiebich's 3-point percentage (48.0%) currently ranks fourth among qualified players.
 - Her 53.3% (8-15) success rate for above the break threes ranks first in the league (min. 15 such 3FGA).





- **SA-THREE-NA:** On 6/5 against Washington, **Sabrina Ionescu** hit two 3-pointers to become the Liberty's all-time leading 3-point scorer with 401, surpassing Crystal Robinson's 400 3-point field goals. Her career total currently stands at 412 made 3-point shots.
 - With 33 made threes on the season thus far, Sabrina Ionescu has hit the fourth-most shots from deep in the league.
 - Of the four players who have attempted at least 90 3-pointers, Ionescu's 33.0% success rate is the second highest percentage, behind only Los Angeles' Kelsey Plum shooting 35.7%.
 - The 5/29 contest against the Washington Mystics featured Ionescu hitting five 3-pointers in the first half, matching her career high.
 - For the first time in her career, Ionescu has scored at least 30 points in consecutive games (6/14: 34 pts, 6/17: 34 pts). She is only the second Liberty player to do this after Breanna Stewart (8/28-30/2024) and the first WNBA player to do so since Atlanta's Rhyne Howard's three game streak in 2024 (9/3-8/2024). She joins Diana Taurasi (2006), Liz Cambage (2018) and Kahleah Copper (2024) as the only WNBA players to reach 34 points in back-to-back games.
 - Ionescu's scoring average has risen each season of her five-year career and this year is no exception. With 20.4 points per game through 13 games, she is blazing past her previous high of 18.2 ppg in 2024.

▪ **STEW YORK CITY:**

- With 271 points on the season, **Breanna Stewart** is the league's third leading total scorer. This is her second-best scoring start to her Liberty career, second only to her career best 294-point start in 2023.
- Stewart is one of only two players averaging at least 21.0 points, 5.0 rebounds, 3.0 assists, 1.0 blocks per game, and a 9.0 +/-.
- Over three games (6/14-19), Breanna Stewart scored at least 23 points in each contest. This matches her longest such streak since joining the Liberty.
 - The longest such streak in Liberty history is four games, a mark achieved by Sabrina Ionescu (6/1-7/2022) and Tina Charles (5/29-6/7/2018, and 6/14-22/2016).

PLAYER	PPG	REB	AST	BLK	+/-
Breanna Stewart	21.1	5.3	3.4	1.1	9.7
Napheesa Collier	24.4	8.5	3.6	1.5	10.7

▪ **TWENTY-POINT TWINNING**

- Sabrina Ionescu (23.0 ppg) and Breanna Stewart (22.4 ppg) lead the WNBA in scoring for the month of June, ranking first and second, respectively. Indiana is the only other team with multiple players in the top 10: Caitlin Clark ranks fifth with 20.5 points per game, and Kelsey Mitchell is ninth with 18.1.
- Stewart and Ionescu have combined for at least 40 points three times this season. Only one scoring pair has more occurrences of that achievement this season.
 - *See the chart below for teammate pairs that have totaled at least 40 points in the same game.*
- This high-scoring duo totaled 16 20-point games each in the 2024 regular season en route to a WNBA Championship and are on pace to surpass that total in 2025.
 - *See the table for New York's all-time leaderboard for 20-point games.*

TEAM	PLAYERS	G	TEAM	PLAYERS	G
SEA	Diggins, Ogwumike	4	LAS	Hamby, Plum	2
NYL	Ionescu, Stewart	3	LAS	Plum, Stevens	2
MIN	Collier, Williams	2	IND	Boston, Mitchell	2
LVA	Wilson, Young	2	IND	Boston, Clark	2

RANK	PLAYER	#	RANK	PLAYER	#
1 st	Tina Sylvester	93	3 rd	Sabrina Ionescu	54
2 nd	Cappie Pondexter	71	4 th	Breanna Stewart	49





Career Milestones

- **Sabrina Ionescu** scored her first 31 points of the 2025 season by 5/24 against Indiana, surpassing Becky Hammon to become the Liberty's fourth all-time leading scorer. Similarly, on 6/5 against Washington, **Breanna Stewart** passed Essence Carson to move into the No. 9 spot on New York's all-time scoring list after surpassing 131 points on the season.
 - *See the chart for a look at where Ionescu and Stewart currently rank in career points in Liberty history.*
- **Natasha Cloud** currently ranks ninth in WNBA history in total assists (1,606). She is 28 dimes away from Candace Parker in the No. 8 spot with 1,634 assists.
- **Jonquel Jones** ascended to No. 20 on the WNBA's all-time leader in rebounds. After nine appearances in 2025, her career count totals 2,405 rebounds. With 68 more boards, she'll pass Alyssa Thomas for the No. 19 ranking. Jones is currently 21st on the WNBA's leaderboard for all-time offensive rebounds (707). With three more offensive boards, she'll leap over Tammy Sutton-Browne, Michelle Snow (tied at 19th with 708) and Lauren Jackson (18th with 709) for the No. 18 spot.
- With her 34-point performance in the 6/14 contest against Indiana, **Ionescu** reached the 2,500 milestone in 153 games. This makes her the third fastest Liberty player to achieve this feat, after Cappie Pondexter (130) and Tina Charles (133).
- This season, **Breanna Stewart** has reached 5,690 career points. She achieved the 5,500 point milestone in 266 games, which ties Diana Taurasi for the league's record for fastest to this mark. Stewart is the league's 11th leading defensive rebounder with 1,983 in her career. She surpassed Diana Taurasi's total of 1,970.
- **Stewart** and **Jones** have climbed the ranks of the Liberty's all-time leaders in blocks. Stewart's 126 blocks as a Liberty player ranks sixth behind Shameka Christon (133), and Jones' 110 swats is the ninth most, tied with Rebecca Allen and three shy of Janel McCarville (113).
- On 6/19 against the Phoenix Mercury, **Breanna Stewart** racked up 35 points for the first time this season. It marked the 12th 35-plus-point game of her regular-season career, tying her with Las Vegas' A'ja Wilson for second-most in WNBA history. The duo trails only Diana Taurasi, who holds the all-time record with 14 such games.
 - Seven of Stewart's 35-point outings have come since she joined the Liberty in 2023. She is the only player in franchise history to record multiple 35-point games.

RANK	PLAYER	PTS	RANK	PLAYER	PTS
1st	Tina Charles	3,739	6th	Crystal Robinson	2,301
2nd	Vickie Johnson	3,248	7th	Shameka Christon	2,295
3rd	Cappie Pondexter	2,970	8th	Breanna Stewart	1,967
4th	Sabrina Ionescu	2,582	9th	Tari Phillips	1,826
5th	Becky Hammon	2,367	10th	Essence Carson	1,790





Team Milestones

- The New York Liberty are off to the second-best start through 13 games in franchise history (10-3). The Liberty are just the ninth team in WNBA history to begin a season 9-0.
 - *See the chart for a look at the best starts to a season in WNBA history (left) and the longest single season winning streaks in team history (right).*

W-L	TEAMS	SEASON	STREAK	DATES
13-0	Minnesota	2016	10	8/8 - 9/3/17
11-0	Los Angeles	2016	10	7/27 - 8/19/10
10-0	Minnesota	2012	9	5/17 - 6/10/25
9-0	New York	2025	8	Three times
9-0	Five instances	--		

- With a 6-0 start in Barclays Center in 2025, the New York Liberty tied the franchise's best home record to start a season.
 - *See the chart for the best home starts to a season in team history.*
 - Including the 2024 postseason, the Liberty won eight straight games at Barclays Center from Oct. 13, 2024, to June 17, 2025.

W-L	SEASON
6-0	1998
6-0	1997
6-0	2025
4-0	2013
4-0	2007

- New York defeated Connecticut, 100-52, on 6/1 at Barclays Center. This 48-point win marked the largest margin of victory in Liberty history, surpassing a 43-point win (88-45) over Washington on August 13, 1998. It is also the second-largest win in league history, behind Minnesota's 111-52 victory over Indiana on August 18, 2017.
- New York drilled 19 3-pointers on 5/22 at Chicago, setting a new single-game WNBA record, before matching that total on 6/1 against Connecticut.

3FG %	3FG-3FGA	TEAM	DATE
.600	18-of-30	Seattle	8/12/20 vs. Atlanta
.594	19-of-32	New York	6/1/25 vs. Connecticut
.581	18-of-31	New York	7/6/22 at Las Vegas
.559	19-of-34	New York	5/22/25 at Chicago
.548	17-of-31	Washington	6/11/24 at Atlanta

- *See the chart for the highest 3-point field goal percentage in a single game (min. 30 3FGA) all-time (**bold = this season**).*
- For the first time in New York Liberty history, the roster has multiple players averaging at least 20 points per game in the first 13 games of the season in **Sabrina Ionescu** and **Breanna Stewart**. This is only the fourth time in league history this has occurred.
 - *See the chart for the history of teammates averaging at least 20 points per game through the first 13 games. (**bold = this season**, *italic = WNBA Championship*)*

YEAR	TEAM	PLAYERS (PPG)
2006	Phoenix	Cappie Pondexter (21.7), Diana Taurasi (23.2)
2008	Phoenix	Cappie Pondexter (24.2), Diana Taurasi (24.7)
2009	Phoenix	Cappie Pondexter (20.2), Diana Taurasi (21.2)
2025	New York	Sabrina Ionescu (20.4), Breanna Stewart (20.8)





CHAMPIONSHIP DNA

After bringing home the franchise's first championship, the New York Liberty's 2025 roster will include players responsible for 73.2% of the minutes in the team's playoff run.

The two lineups most used in the championship pursuit posted plus/minus ratings of +3.9 and +9.0 and will return all but one player for the start of the season.

The Liberty maintained home court dominance throughout their journey to securing a championship, posting a 6-1 record at Barclays Center.

THE HOTTEST TICKET IN TOWN

Attendance at Barclays Center for New York Liberty games surged over 63% from 2023 to the 2024. Last season, home games attendance averaged over 12,500.

The Liberty earned the honor of playing back-to-back WNBA Finals series in Barclays Center. In the 2023 Finals matchup against the Las Vegas Aces, games in Brooklyn, NY drew an average of 16,997 fans. During the 2024 series, on their path to besting the Minnesota Lynx, an average of 17,956 Liberty fans filled the arena.

On October 20, 2024, a Liberty franchise attendance record at Barclays Center was set when 18,090 fans packed the arena to watch the New York Liberty win Game 5 and clinch their first ever WNBA Championship.

THE WIZARD'S RETURN

While **Marine Johannès'** creative passing and acrobatics at the rim cannot be quantified or captured on a stat sheet, her shooting ability certainly can. Her career 3-point percentage ranks her amongst the top 7 active WNBA players (minimum 20 3PM).

Marine was in contention for the 2023 Sixth Player of the Year award, but her outings as a starter were impactful. She averaged 10.6 points in those starting appearances, including leading the team in scoring with 18 points against the Atlanta Dream.

National team commitments called Johannès back to France during the 2024 season. In an Olympic tournament run that resulted in a silver medal, she put up 24 points versus Germany to advance to the penultimate matchup against Team USA.

CLOUDY DAYS ARE HERE

The WNBA saw a whirlwind of movement during the offseason, including the addition of **Natasha Cloud** to the New York Liberty.

In 26 of her 38 starts last season, she accumulated at least 10 assists. Eight of those outings resulted in a double-double.

Cloud's 2024 campaign was laden with achievements, including a career-high scoring performance with 31 points, finishing top 4 in assists, top 10 in minutes played and a nomination to the league's All-Defensive 2nd Team.





IZZY SZN

The Liberty's offseason moves continued with the acquisition of forward **Isabelle Harrison** who is coming off a career best defensive performance with the Chicago Sky.

Harrison saw her defensive rating jump to 104.8 while she averaged 16.3 minutes per game. She posted her best assist-to-turnover ratio in six years (0.69). Her career-high of 11 defensive rebounds came against the New York Liberty in Barclays last season

BEK IS BACK

Acquired by the New York Liberty in 2024, **Rebekah Gardner** will make her first appearance in seafoam this season. In her 2022 debut, Gardner made the WNBA's All-Rookie Team and put up a top 8 field goal percentage of 54.2%. In her two seasons with the Chicago Sky, she posted offensive ratings of 101.4 (2022) and 94.2 (2023).

SABRINA/STEWART SCORING SPREE

A championship season saw **Sabrina Ionescu** and **Breanna Stewart** climb the ranks of the Liberty's franchise scoring records, with both firmly established in the top ten.

After Stewart's 2024 scoring performance, she now sits atop the Liberty's scoring average leaders (21.7). In 16 of her 38 appearances in the 2024 regular season, she tallied at least 20 points.

The Liberty's record for made 3-pointers is well within Sabrina Ionescu's grasp, with her total a mere 21 short of franchise history. Sixteen was a lucky number for this pair, as Ionescu also racked up 20+ point performances in as many games. Her 2024 season ranks her in the league's top 3 3-pointers performances, only being outdone by Diana Taurasi in 2006....and herself in 2023.

BLOCK PARTY IN BROOKLYN

2024 Finals MVP **Jonquel Jones** teamed up with **Breanna Stewart** to both rank in the top 6 number of blocks in 2024, 50 and 48, respectively. Their defensive dominance resulted in both players averaging 1.3 blocks per game and taking their place in the Liberty's top 10 list for blocks in the playoffs (7 and 19, respectively).

Jones' elevated for 50 blocks last season, leading the team and placing herself amongst the top 4 league leaders in the category.

Breanna Stewart set a franchise record for blocks in a regular season game (6) and in a playoff game (4) in Game 3 of the 2024 WNBA Finals.





PHENOMENAL FIEBICH

Leonie Fiebich enters the 2025 WNBA season fresh off winning a championship in Spain's LF Endesa with Valencia Basket Club.

Her rookie season with New York saw her make the 2024 WNBA All-Rookie team as she consistently contributed to the Liberty's championship season. Voting for 2024's Sixth Player of the Year Award ended with Leonie Fiebich finishing in second place, the highest rookie consideration for the award since 2009.

Out of the 26 first year players last season, only five were featured in all 40 regular season games. Leonie was among them and her scoring efficiency stood above the rest. She led that group in field goal percentage (47.8%), effective field goal percentage (62.4%), and true shooting (62.4%).

Her 3-point percentage (43.3%) and single season plus/minus (+279) rank second among the WNBA's all-time debut performances.

Fiebich's postseason performance added her name to the WNBA's rookie record book. She put up 128 points during her first postseason run, second most by a rookie in the WNBA playoffs. In the span of 11 games, Fiebich hit 25 3-pointers, the third fastest player to do so in the WNBA postseason. In Game 1 of the Finals, she hit five shots from beyond the arc, making her the first rookie to sink that many from three in a Finals matchup.



2025-26 REGULAR SEASON	PPG	OPP. PPG	FG%	3FG%	FT%	RPG	APG	SPG	TO	BPG
Liberty	88.3	77.2	.464	.349	.821	35.6	21.8	9.23	14.5	4.92
Valkyries	79.0	78.4	.398	.275	.797	37.0	18.0	8.62	15.8	3.38



2025-26 REGULAR SEASON INDIVIDUAL BESTS				2025-26 REGULAR SEASON VALKYRIES BESTS				2025-26 REGULAR SEASON TEAM		
Points	27	Breanna Stewart vs. GSV	5/29/25	Points	18	Janelle Salaün vs. GSV	5/29/25	Biggest Win	28	vs. GSV 5/27/25
Rebounds	10	Jonquel Jones vs. GSV	5/27/25	Rebounds	13	Janelle Salaün vs. GSV	5/29/25	** No Biggest Loss **		
Assists	10	Natasha Cloud vs. GSV	5/27/25	Assists	8	Julie Vanloo vs. GSV	5/29/25			

Longest Win Streak	2 wins, 05/27-29/2025
Biggest Win	28 points: 95-67, 05/27/2025
Biggest Loss	n/a
Most Points Scored	95 points: 05/27/2025
Most Points Allowed	77 points: 05/29/2025
Top Scorer (NYL)	Breanna Stewart: 27 points, 95-67, 05/27/2025
Top Scorer (GSV)	Janelle Salaun: 18 points, 77-82, 05/29/2025

2025-26 REGULAR SEASON VS. VALKYRIES			2024-25 REGULAR SEASON VS. VALKYRIES			SERIES HISTORY VS. VALKYRIES			
DATE	SITE	TIME/RESULT	DATE	SITE	RESULT	ALL-TIME	STREAKS	LAST WIN	LAST LOSS
5/27/25	New York	W, 95-67	No Games			Overall	2-0	Won 2	5/29/25
5/29/25	New York	W, 82-77				Home	2-0	Won 2	5/29/25
6/25/25	Golden State	10:00 pm				Road	0-0	Lost 0	--
9/2/25	Golden State	10:00 pm							

CONNECTIONS

Sandy Brondello has coached Golden State forward **Stephanie Talbot** and the Australian Opals since 2018, most recently in the 2024 Olympics tournament.

Golden State Valkyrie's General Manager **Ohemaa Nyanin** was a member of the New York Liberty's front office staff for five years in multiple roles, including assistant general manager.

Valkyries forward **Kayla Thornton** was part of the Liberty's 2023 and 2024 squads, including major contributions to the team's 2024 championship campaign.

Golden State assistant coach **Sugar Rodgers** played for the Liberty from 2014 to 2018, during which she racked up the fifth-most made threes in New York Liberty history.

Isabelle Harrison and Golden State guard **Veronica Burton** were teammates in 2022 for the Dallas Wings. Valkyries guard **Aerial Powers** began the 2018 season with the Dallas Wings and **Harrison**. For the remainder of the 2018 season through 2019, she shared a locker room with **Natasha Cloud**.

Valkyries forward **Monique Billings** shared the court with **Cloud** for the Phoenix Mercury's 2024 run and with **Kennedy Burke** at UCLA from 2015 to 2018.

New York Liberty Director of Player Development **Andrew Wade** coached Golden State guards **Tiffany Hayes** and **Kate Martin** for the Lacers Basketball Club in Unrivaled.

MOST RECENT MATCHUP

LIBERTY 82, VALKYRIES 77 – MAY 29, 2025 – BARCLAYS CENTER – BROOKLYN, NY – GAME #5 (5-0, 3-0 HOME)																			
TEAM	1	2	3	4	OT	FINAL	FG	FGA	FG%	3FG%	FT%	OR	DR	TR	A	PF	ST	TO	BS
GSV	18	19	19	21	-	77	29	72	.403	.294	.643	15	26	41	25	24	3	16	1
NYL	20	17	20	25	-	82	23	61	.377	.361	.852	8	28	36	17	20	7	14	5
TEAM	HIGH PTS		HIGH REB		HIGH AST		TEAM	HIGH PTS		HIGH REB		HIGH AST							
NYL	B. Stewart: 27		L. Fiebich: 8		N. Cloud: 5		GSV	J. Salaün: 18		J. Salaün: 13		J. Vanloo: 8							

2025-26 REGULAR SEASON	PPG	OPP. PPG	FG%	3FG%	FT%	RPG	APG	SPG	TO	BPG
Liberty	88.3	77.2	.464	.349	.821	35.6	21.8	9.23	14.5	4.92
Mercury	82.3	78.2	.428	.334	.792	33.8	20.2	9.20	14.8	3.93



2024-25 REGULAR SEASON INDIVIDUAL BESTS				2024-25 REGULAR SEASON MERCURY BESTS				2024-25 REGULAR SEASON TEAM			
Points	28	Breanna Stewart @ PHO 6/18/24		Points	22	Brittney Griner @ PHO 8/26/24		Biggest Win	14	@ PHO 8/26/24	
Rebounds	9	Betnijah Laney-Hamilton @ PHO 6/18/24		Rebounds	9	Diana Taurasi @ PHO 6/18/24, Kahleah Copper vs. PHO 5/29/24		Biggest Loss	6	@ PHO 6/18/24	
Assists	9	Sabrina Ionescu vs. PHO 5/29/24		Assists	7	Natasha Cloud @ PHO 8/26/24, Kahleah Copper @ PHO 6/18/24, Sug Sutton vs. PHO 5/29/24					

ALL-TIME SERIES FACTS	
Longest Win Streak	4 wins, 4x
Biggest Win	38 points: 107-69, 08/14/10
Biggest Loss	29 points: 67-96, 08/02/20
Most Points Scored	107 points: 107-69, 08/14/10
Most Points Allowed	79 points: 79-106, 08/25/21
Top Scorer (NYL)	Breanna Stewart: 43 points, 99-95, 07/05/23
Top Scorer (PHO)	Diana Taurasi: 36 points, 88-94 (OT), 07/09/06

2025-26 REGULAR SEASON VS. MERCURY			2024-25 REGULAR SEASON VS. MERCURY			SERIES HISTORY VS. MERCURY				
DATE	SITE	TIME/RESULT	DATE	SITE	RESULT		ALL-TIME	STREAKS	LAST WIN	LAST LOSS
6/19/25	New York	L, 81-89	5/29/24	New York	W, 81-78	Overall	34-32	Lost 1	8/26/24	6/19/25
6/27/25	Phoenix	10:00 pm	6/18/24	Phoenix	L, 93-99	Home	21-12	Lost 1	5/29/24	6/19/25
7/25/25	New York	7:30 pm	8/26/24	Phoenix	W, 84-70	Road	13-18	Won 1	8/26/24	6/18/24
8/30/25	Phoenix	10:00 pm								

CONNECTIONS

Sandy Brondello led the Phoenix Mercury for eight years (2014-2021), the franchise's longest head coaching tenure, and made the playoffs each year, including a run to the WNBA Championship in 2014. The 2014 season also brought her the WNBA Coach of the Year Award, both the franchise's and her first time winning the award. In the 2024 Olympics, **Brondello** coached Phoenix guard **Sami Whitcomb** for the Australian Opals. **Whitcomb** played for the New York Liberty from 2021 to 2022. **Isabelle Harrison** was selected by the Phoenix Mercury in the 2015 WNBA Draft with the 12th overall pick and remained with the team through the 2016 season. **Natasha Cloud** played for the Mercury in 2024. Mercury forward **Satou Sabally**, sister of **Nyara Sabally**, has many ties with Liberty players. She shared the court at the University of Oregon with New York's **Sabally** (2019-2020) and **Sabrina Ionescu** (2017-2020). Phoenix's **Sabally** teamed up with **Ionescu** and **Natasha Cloud** in the 2025 Unrivaled season for Phantom Basketball Club. The **Sabally** sisters and **Leonie Fiebich** represented Germany in the 2024 Olympics. **Sabally** and **Izzy Harrison** played for the Dallas Wings for two years (2020-22). The University of Maryland's 2010-11 women's basketball program featured **Cloud** and Mercury forward **Alyssa Thomas**. **Cloud** was also teammates with Phoenix guard/forward **Kahleah Copper** on the 2016 Washington Mystics. **Copper** was part of the 2021 Chicago Sky squad that **Olaf Lange** helped lead to a WNBA Championship. **Thomas** teamed up with **Jonquel Jones** as part of the Connecticut Sun organization from 2016 to 2022. **Thomas** was a member of 2025 Unrivaled's Laces Basketball Club, coached by **Andrew Wade**.

MOST RECENT MATCHUP

LIBERTY 84, MERCURY 70 – AUGUST 26, 2024 – FOOTPRINT CENTER – PHOENIX, AZ – GAME #31 (26-5, 12-3 AWAY)																			
TEAM	1	2	3	4	OT	FINAL	FG	FGA	FG%	3FG%	FT%	OR	DR	TR	A	PF	ST	TO	BS
NYL	18	20	21	25	-	84	29	70	.414	.414	.875	6	26	32	21	10	12	15	3
PHO	9	29	15	17	-	70	31	67	.463	.227	.750	7	24	31	15	15	7	22	4
TEAM	HIGH PTS		HIGH REB		HIGH AST		TEAM	HIGH PTS		HIGH REB		HIGH AST							
NYL	B. Stewart: 21		J. Jones: 7		B. Stewart: 6		PHO	B. Griner: 22		N. Cloud/B. Griner: 6		N. Cloud: 7							



STORM 89, LIBERTY 79 – JUNE 22, 2025 – CLIMATE PLEDGE ARENA – SEATTLE, WA – GAME #13 (10-3, 4-2 AWAY)

TEAM	1	2	3	4	OT	FINAL	FG	FGA	FG%	3FG%	FT%	OR	DR	TR	A	PF	ST	TO	BS
NYL	22	20	19	18	-	79	28	63	.444	.333	.938	7	32	39	21	14	7	21	7
SEA	22	21	25	21	-	89	35	82	.427	.308	.733	9	23	32	24	14	13	10	6
TEAM	HIGH PTS			HIGH REB			HIGH AST			TEAM	HIGH PTS			HIGH REB			HIGH AST		
NYL	B. Stewart: 18			N. Sabally/B. Stewart: 9			N. Cloud: 8			SEA	N. Oawumike: 26			E. Macbeador: 8			G. Williams: 10		

1Q: New York held Seattle scoreless for the first two minutes of the quarter. Neither team led by more than five points throughout. With 4:54 remaining, both teams exchanged a flurry of baskets, culminating in a Liberty 11-12 run that ended the period tied at 22-22...NYL: 8-20 FG (40.0%), SEA: 8-22 FG (36.4%).

2Q: The tightly contested game continued into the second quarter. New York took the lead at the 8:09 mark and maintained it until 2:51 remained in the half. From there, both teams scored 10 points apiece—NYL went 4-4 from the field, while SEA shot 3-5 FG and 2-2 FT—closing the half with Seattle ahead by one...NYL: eight defensive rebounds, one steal; SEA: five defensive rebounds, four steals.

3Q: Seattle held the lead throughout the third quarter, extending it to as many as nine points. The Liberty responded by shooting 7-for-13 from the field and cutting the deficit to just one point twice during the period...Leading Scorers: Kennedy Burke: 3-3 FG, 1-1 3PT (7 points) & Skylar Diggins: 4-6 FG, 2-2 3PT, 2-3 FT (12 points).

4Q: The Storm pushed their lead to 10 points with 8:12 remaining. New York answered with a 15-8 run, narrowing the gap to three points with under two minutes left. However, Seattle closed strong—adding two field goals and two free throws—while holding the Liberty scoreless to secure the win...NYL: 5-14 FG, four turnovers; SEA: 9-22 FG, one turnover.

Game: Nyara Sabally tied her season high with nine rebounds. Jaylyn Sherrod matched her career high with eight points (2-4 FG, 1-3 3PT, 3-3 FT). Breanna Stewart moved into 8th place on the Liberty's all-time rebounds list. Rebekah Gardner scored a season-high 12 points (5-8 FG, 2-3 3PT) in her first start for New York.

MERCURY 89, LIBERTY 81 – JUNE 19, 2025 – BARCLAYS CENTER – BROOKLYN, NY – GAME #12 (10-2, 6-1 HOME)

TEAM	1	2	3	4	OT	FINAL	FG	FGA	FG%	3FG%	FT%	OR	DR	TR	A	PF	ST	TO	BS
PHO	15	26	23	25	-	89	30	72	.417	.226	.815	15	27	42	22	21	10	13	3
NYL	17	21	27	16	-	81	26	61	.426	.308	.840	6	26	32	19	22	8	20	2
TEAM	HIGH PTS			HIGH REB			HIGH AST			TEAM	HIGH PTS			HIGH REB			HIGH AST		
NYL	B. Stewart: 35			N. Sabally: 7			N. Cloud: 10			PHO	M. Akoka Makani: 21			A. Thomas: 15			A. Thomas: 7		

1Q: New York allowed the third-fewest first quarter points of their season as Phoenix put up 15 (6-21 FG, 0-5 3FG, 3-4 FT). Shooting 3-7 from three and 4-4 from the foul line kept the Liberty ahead as they ended the quarter with a two-point advantage...**Nyara Sabally & Jonquel Jones:** seven defensive rebounds; PHO: six defensive rebounds.

2Q: There were seven lead changes as the Mercury shot 9-20 from the floor to the Liberty's 5-13. The game stayed close with the Liberty's six-point lead with 2:38 remaining, the largest gap of the quarter. Phoenix grabbed the final lead of the half with 0:53 remaining and held on to end the quarter with a three-point edge...PHO: five steals, two blocks; NYL: one steal, zero blocks.

3Q: Phoenix began the third period shooting 5-7 from the field and stretched their advantage to as much as five points. With 5:38 remaining, New York went on a 12-10 run (6-for-11 FG, 2-for-2 FT) to regain the lead and start the fourth quarter ahead by one point...**Breanna Stewart:** 18 points (7-8 FG, 2-2 3FG, 2-2 FT); PHO: 1-6 3FG.

4Q: New York held their lead for the first 2:05 of the fourth quarter. Phoenix shot 6-12 from the field to close the quarter. The Liberty were able to close the gap to as little as four but came up short by the buzzer. NYL: 3-5 FT, five rebounds; PHO: 9-12 FT, 13 rebounds.

Game: **Breanna Stewart's** 35-point performance marked her 14th game with 30 or more points as a member of the Liberty, the second most in franchise history. It was also the 30th such game of her career, ranking third in WNBA history. **Stewart** also set season highs in points (35) and field goals made (11), while matching her season best in steals (three).

LIBERTY 86, DREAM 81 – JUNE 17, 2025 – BARCLAYS CENTER – BROOKLYN, NY – GAME #11 (10-1, 6-0 HOME)

TEAM	1	2	3	4	OT	FINAL	FG	FGA	FG%	3FG%	FT%	OR	DR	TR	A	PF	ST	TO	BS
ATL	20	23	25	13	-	81	29	67	.433	.429	1.000	7	24	31	23	17	7	13	7
NYL	24	16	20	26	-	86	31	71	.437	.318	.850	9	28	37	19	15	8	13	3
TEAM	HIGH PTS			HIGH REB			HIGH AST			TEAM	HIGH PTS			HIGH REB			HIGH AST		
NYL	S. Ionescu: 34			J. Jones: 10			N. Cloud/S. Ionescu: 5			ATL	T Paopao: 16			N. Hillmon/R. Howard: 7			R. Howard: 9		

1Q: The game opened with the two teams exchanging buckets all quarter. Neither team held a lead larger than four points as New York shot 9-15 from the floor to Atlanta's 7-20. **Sabrina Ionescu** matched her season high for points in a quarter with 11, and the Liberty ended 1Q with a four-point advantage...NYL: 12 rebounds; ATL: six rebounds

2Q: A close game continued until Atlanta grabbed the lead with 5:09 remaining. Both teams score 11 points in the final five minutes, but Atlanta held their lead to end the first half up by three...NYL: 2-5 3PM; ATL: 4-9 3PM

3Q: The Dream opened the quarter with a 9-4 run. **Nyara Sabally** forced two steals, and **Ionescu** shot 4-7 from the floor for nine points, but the Liberty were unable to regain the lead...NYL: four steals; ATL: two steals.

4Q: New York kicked off the quarter by erasing their four-point deficit, going on a 14-8 run to tie the game. The Liberty took the lead with 1:56 remaining, allowing only two more points to get the win. NYL: six defensive rebounds; ATL: 2 defensive rebounds.

Game: **Ionescu** shot 12-of-20 from the field, a new season high in field goals made and one shy of her career high of 13. **Jonquel Jones** moved into seventh place on the Liberty's all-time rebounding list with 768 career boards, while **Breanna Stewart** climbed to ninth with 754. With 34 points in each of her past two games, **Ionescu** became just the fourth player in WNBA history to score 34 or more points in consecutive games.

FEVER 102, LIBERTY 88 – JUNE 14, 2025 – GAINBRIDGE FIELDHOUSE – INDIANAPOLIS, IN – GAME #10 (9-1, 4-1 AWAY)

TEAM	1	2	3	4	OT	FINAL	FG	FGA	FG%	3FG%	FT%	OR	DR	TR	A	PF	ST	TO	BS
NYL	26	24	21	17	-	88	30	71	.423	.207	.733	10	24	34	17	18	10	12	4
IND	24	29	27	22	-	102	37	77	.481	.486	.688	10	28	38	25	22	5	13	6
TEAM	HIGH PTS					HIGH REB		HIGH AST			TEAM	HIGH PTS			HIGH REB		HIGH AST		
NYL	S. Ionescu: 34					N. Sabally: 9		N. Cloud: 5			IND	C. Clark: 32			A. Boston: 11		C. Clark: 9		

1Q: New York shot 50.0% from the field and led by as many as 11 points. Indiana brought the game to a tie four times, but the Liberty held on to end the quarter up by two points...**Sabrina Ionescu, Nyara Sabally & Breanna Stewart:** 9-14 FGM for 19 points.

2Q: Despite 10 points from **Ionescu** and three Liberty blocks, an Indiana 10-2 run gives the Fever a three-point advantage over the Liberty at the quarter's close...IND: 5-11 3PM; NYL: 1-8 3PM.

3Q: **Ionescu** matched her season's best quarterly performance with 11 points. The Fever led by as many as 16 points, but the Liberty went on a 9-2 run in the last 2:01 to close the deficit to nine points...NYL: 7 defensive rebounds, 3 steals; IND: 5 defensive rebounds, 1 steal.

4Q: The Liberty opened the quarter with a 10-5 run to close the gap to three points. The Fever shot 50% from the floor and stretched their lead to 14 points to end the game...NYL: 0-4 3PM; IND: 4-6 3PM.

Game: New York grabbed 10 offensive rebounds, setting the team's season high. **Natasha Cloud** led the team in assists (five) and gained sole possession of the WNBA's No.9 leader in all-time assists (1,583). With 34 points, **Sabrina Ionescu** set her season high. **Nyara Sabally** set a career high in steals (four) while tying her career highs in blocks (two), offensive rebounds (four) & field goals made (five).



LIBERTY PLAYER TOTALS, SINGLE-GAME HIGHS



PLAYER	GP-GS	MIN	MPG	FG-ATT	FG%	3FG-ATT	3FG%	FT-FTA	FT%	OFF	DEF	TOT/AVG	AST	APG	PF-D	STL	SPG	TO	BLK	BPG	PTS	AVG
Stewart, B.	13-13	406	31.3	88-168	.524	8-38	.211	87-107	.813	8	64	72/5.5	48	3.7	26-82	17	1.31	30	15	1.15	271	20.8
Ionescu, S.	12-12	375	31.2	79-182	.434	33-100	.330	54-59	.915	6	43	49/4.1	62	5.2	12-48	21	1.75	29	5	0.42	245	20.4
Cloud, N.	13-13	368	28.3	38-99	.384	15-50	.300	19-21	.905	6	43	49/3.8	84	6.5	41-20	21	1.62	27	6	0.46	110	8.5
Burke, K.	13-3	278	21.4	37-69	.536	22-39	.564	13-18	.722	8	30	38/2.9	16	1.2	24-17	12	0.92	16	9	0.69	109	8.4
Jones, J.	9-9	206	22.9	38-80	.475	14-32	.438	19-29	.655	17	69	86/9.6	21	2.3	19-31	5	0.56	15	10	1.11	109	12.1
Johannès, M.	13-1	255	19.6	33-81	.407	19-63	.302	0-0	.000	5	23	28/2.2	17	1.3	16-1	9	0.69	20	4	0.31	85	6.5
Fiebich, L.	9-9	217	24.1	21-39	.538	12-25	.480	6-8	.750	7	27	34/3.8	5	0.6	21-8	8	0.89	11	4	0.44	60	6.7
Gardner, R.	13-1	174	13.4	22-41	.537	7-14	.500	8-8	1.000	7	18	25/1.9	10	0.8	25-7	6	0.46	5	3	0.23	59	4.5
Sabally, N.	7-4	141	20.2	20-39	.513	0-4	.000	10-12	.833	13	26	39/5.6	5	0.7	17-12	9	1.29	9	7	1.00	50	7.1
Harrison, I.	12-0	95	7.9	12-30	.400	1-5	.200	4-6	.667	8	22	30/2.5	7	0.6	15-4	5	0.42	6	0	0.00	29	2.4
Sherrod, J.	10-0	65	6.5	5-17	.294	2-9	.222	5-7	.714	2	7	9/0.9	8	0.8	13-10	7	0.70	6	0	0.00	17	1.7
Davis, M.	7-0	20	2.9	0-2	.000	0-2	.000	4-4	1.000	1	3	4/0.6	1	0.1	1-2	0	0.00	3	1	0.14	4	0.6
LIBERTY	13	2,594	199.5	393-847	.464	133-381	.349	229-279	.821	88	375	463/35.6	284	21.8	230-242	120	9.23	177	64	4.92	1,148	88.3
OPPONENTS	13	2,594	199.5	366-929	.394	115-353	.326	157-213	.737	142	330	472/36.3	251	19.3	242-230	93	7.15	194	37	2.85	1,004	77.2
PLAYER		MIN	FG	ATT	FG%	3FG	ATT	3FG%	FT	FTA	FT%	OFF	DEF	TOT	AST	PF	FD	STL	TO	BLK	PTS	
Davis, M.		8	--	1 (2)	--	--	1 (2)	--	2 (2)	2 (2)	1.000 (2)	1	2	2 (2)	1	1	1 (2)	--	2	1	2 (2)	
Sherrod, J.		18	2 (2)	5	.500	1 (2)	3 (2)	.333 (2)	3	3 (2)	1.000 (2)	1 (2)	3	3	3	3 (2)	4	3	2 (2)	--	8	
Gardner, R.		21	5	8	1.000 (2)	2	3	1.000 (3)	4	4	1.000 (3)	1 (7)	4	5	4	5	2 (2)	2	1 (5)	1 (3)	12	
Sabally, N.		31	5	12	1.000	--	3	--	2 (4)	3	1.000 (5)	4 (2)	7	9 (2)	1 (5)	4 (2)	3	4	3 (2)	2 (3)	10	
Cloud, N.		35	8	17	1.000	4	7	1.000	5	6	1.000 (5)	2	6 (2)	7	10 (2)	5 (2)	4	5	6	2 (2)	22	
Fiebich, L.		32	4 (2)	6	.800 (2)	3	4 (3)	.750	2 (2)	2 (4)	1.000 (2)	3	8	9	1 (5)	4	2 (2)	3	3 (2)	3	13	
Ionescu, S.		38	12	21	.667	6	15	.667	9	9 (2)	1.000 (8)	2	7	7 (2)	7 (2)	3 (2)	7	4	5	2 (2)	34 (2)	
Harrison, I.		17	4	7	.667 (3)	1	1 (5)	1.000	2	2 (3)	1.000	3	5	6	2	5	2	3	2 (3)	--	9	
Burke, K.		28	6	8	.833	4 (2)	5	1.000 (4)	3	4 (2)	1.000 (4)	2	6	7	3	5	3 (3)	3	4	2 (2)	17	
Johannès, M.		36	7	13	.750	6	11	.667	--	--	--	2 (2)	5	6	6	3	1	4	4 (2)	1 (4)	18	
Stewart, B.		38	11	18	.800	3	5 (2)	.750	15	19	1.000 (4)	2 (2)	10	11	7 (2)	4 (2)	16	3 (4)	6	3	35	
Jones, J.		36	9	15	1.000	3 (2)	6	.750 (2)	6	7	1.000	4 (3)	15	18	6	4 (2)	6	2	3 (3)	4	26	
	LIBERTY	200 (13)	37	74	.623	19 (2)	38	.594	25	32	.941	10	37 (2)	50	30	23	25	14	20	9	100	
	OPPONENTS	200 (13)	37	82 (2)	.481	17	35	.486	22	27	1.000	15 (3)	29	51	25 (2)	25	23	13	23	7	102	





NYL	OPP	OVERALL	NYL	OPP	NYL	OPP	NYL	OPP	BIGGEST	BIGGEST	TOTAL	TOTAL
DATE	OPPONENT	REC	W/L	1ST HALF	1ST HALF	POINT DIFF.	2ND HALF	2ND HALF	POINT DIFF.	LEAD	LEAD	
5/17	Las Vegas	1-0	W	47	33	14	45	45	0	17	2	92
5/22	at Chicago	2-0	W	53	32	21	46	42	4	31	3	99
5/24	at Indiana	3-0	W	55	46	9	35	42	-7	15	12	90
5/27	Golden State	4-0	W	48	29	19	47	38	9	33	0	95
5/29	Golden State	5-0	W	37	37	0	45	40	5	6	4	82
5/30	at Washington	6-0	W	44	32	12	41	31	10	22	2	85
6/1	Connecticut	7-0	W	60	28	32	40	24	16	57	0	100
6/5	at Washington	8-0	W	49	34	15	37	44	-7	16	6	86
6/10	Chicago	9-0	W	52	32	20	33	34	-1	34	0	85
6/14	at Indiana	9-1	L	50	53	-3	38	49	-11	11	16	88
6/17	Atlanta	10-1	W	40	43	-3	46	38	8	5	17	86
6/19	Phoenix	10-2	L	38	41	-3	43	48	-5	6	10	81
6/22	at Seattle	10-3	L	42	43	-1	37	46	-9	5	10	79
6/25	at Golden State	--	--	--	--	--	--	--	--	--	--	--
6/27	at Phoenix	--	--	--	--	--	--	--	--	--	--	--
6/29	at Atlanta	--	--	--	--	--	--	--	--	--	--	--
7/3	Los Angeles	--	--	--	--	--	--	--	--	--	--	--
7/6	Seattle	--	--	--	--	--	--	--	--	--	--	--
7/8	Las Vegas	--	--	--	--	--	--	--	--	--	--	--
7/13	Atlanta	--	--	--	--	--	--	--	--	--	--	--
7/16	Indiana	--	--	--	--	--	--	--	--	--	--	--
7/22	Indiana	--	--	--	--	--	--	--	--	--	--	--
7/25	Phoenix	--	--	--	--	--	--	--	--	--	--	--
7/26	Los Angeles	--	--	--	--	--	--	--	--	--	--	--
7/28	at Dallas	--	--	--	--	--	--	--	--	--	--	--
7/30	at Minnesota	--	--	--	--	--	--	--	--	--	--	--
8/1	at Connecticut	--	--	--	--	--	--	--	--	--	--	--
8/3	at Connecticut	--	--	--	--	--	--	--	--	--	--	--
8/5	Dallas	--	--	--	--	--	--	--	--	--	--	--
8/8	at Dallas	--	--	--	--	--	--	--	--	--	--	--
8/10	Minnesota	--	--	--	--	--	--	--	--	--	--	--
8/12	at Los Angeles	--	--	--	--	--	--	--	--	--	--	--
8/13	at Las Vegas	--	--	--	--	--	--	--	--	--	--	--
8/16	at Minnesota	--	--	--	--	--	--	--	--	--	--	--
8/19	Minnesota	--	--	--	--	--	--	--	--	--	--	--
8/21	Chicago	--	--	--	--	--	--	--	--	--	--	--
8/23	at Atlanta	--	--	--	--	--	--	--	--	--	--	--
8/25	Connecticut	--	--	--	--	--	--	--	--	--	--	--
8/28	Washington	--	--	--	--	--	--	--	--	--	--	--
8/30	at Phoenix	--	--	--	--	--	--	--	--	--	--	--
9/2	at Golden State	--	--	--	--	--	--	--	--	--	--	--
9/5	at Seattle	--	--	--	--	--	--	--	--	--	--	--
9/9	Washington	--	--	--	--	--	--	--	--	--	--	--
9/11	at Chicago	--	--	--	--	--	--	--	--	--	--	--
2025-26 TOTALS		10-3	--	615	483	132	533	521	12	258	82	1,148
AVG/GAME		--	--	47.3	37.2	10.2	41.0	40.1	0.9	19.8	6.3	88.3

STARTING LINEUPS AND RECORDS



LIBERTY RECORD WHEN...	OVERALL	HOME	ROAD	NUMBER OF TIMES RECORDING	POINTS			REB	AST	BLK	STL	DD	TD
					10+	20+	30+	10+	10+	3+	3+		
Outrebounding opponent	5-0	4-0	1-0	Kennedy Burke	5	--	--	--	--	--	1	--	--
Outrebounded by opponent	5-3	2-1	3-2	Natasha Cloud	3	1	--	--	2	--	3	--	--
Tied in Rebounding	0-0	0-0	0-0	Marquesha Davis	--	--	--	--	--	--	--	--	--
				Leonie Fiebich	2	--	--	--	--	1	1	--	--
Shooting better than opponent	8-2	5-1	3-1	Rebekah Gardner	2	--	--	--	--	--	--	--	--
Shooting worse than opponent	2-1	1-0	1-1	Isabelle Harrison	--	--	--	--	--	--	1	--	--
Shooting same than opponent	0-0	0-0	0-0	Sabrina Ionescu	10	6	2	--	--	--	3	--	--
				Marine Johannès	3	--	--	--	--	--	1	--	--
More FTM than opponent	8-2	5-0	3-2	Jonquel Jones	7	1	--	6	--	1	--	6	--
Less FTM than opponent	1-1	1-1	0-0	Nyara Sabally	1	--	--	--	--	--	1	--	--
Same FTM than opponent	1-0	0-0	1-0	Jaylyn Sherrod	--	--	--	--	--	--	1	--	--
				Breanna Stewart	13	7	1	1	--	1	4	1	--
More 3FGM than opponent	7-1	4-1	3-0	NUMBER OF TIMES LEADING TEAM IN... (INCLUDES TIES)									
Less 3FGM than opponent	2-1	2-0	0-1		PTS			REB	AST	BLK	STL	MIN	
Same 3FGM than opponent	1-1	0-0	1-1	Kennedy Burke	--	--	--	--	--	1	2	--	
				Natasha Cloud	1	--	--	10	--	2	5	2	
More assists than opponent	6-0	4-0	2-0	Marquesha Davis	--	--	--	--	--	--	--	--	
Less assists than opponent	4-3	2-1	2-2	Leonie Fiebich	--	--	1	--	--	1	2	--	
Same assists than opponent	0-0	0-0	0-0	Rebekah Gardner	--	--	--	--	--	2	--	--	
				Isabelle Harrison	--	--	--	--	--	--	1	--	
More turnovers than opponent	1-2	0-1	1-1	Sabrina Ionescu	5	--	--	3	--	3	4	6	
Less turnovers than opponent	6-1	3-0	3-1	Marine Johannès	--	--	--	--	--	2	1	--	
Same turnovers than opponent	3-0	3-0	0-0	Jonquel Jones	1	7	--	--	--	3	1	1	
Bench outscores opponent bench	5-1	3-0	2-1	Nyara Sabally	--	3	--	--	--	3	1	--	
Opponent bench outscores NYL	4-2	3-1	1-1	Jaylyn Sherrod	--	--	--	--	--	--	2	--	
Bench scoring equal	1-0	0-0	1-0	Breanna Stewart	6	3	1	1	--	4	3	4	
Scoring less than 80 points	0-1	0-0	0-1										
Scoring between 80-89 points	5-2	3-1	2-1										
Scoring between 90-99 points	4-0	2-0	2-0										
Scoring between 100-109	1-0	1-0	0-0										
Scoring 110 or more points	0-0	0-0	0-0										
Opponent scores less than 80	8-0	5-0	3-0										
Opponent scores between 80-89	2-2	1-1	1-1										
Opponent scores between 90-99	0-0	0-0	0-0										
Opponent scores between 100-109	0-1	0-0	0-1										
Opponent scores 110 or more	0-0	0-0	0-0										

STARTING LINEUPS

LAST USED	GAME	FORWARD	FORWARD	CENTER	GUARD	GUARD	RECORD
5/29/25	vs. Valkyries	Fiebich, L.	Burke, K.	Stewart, B.	Ionescu, S.	Cloud, N.	1-0
6/5/25	at Mystics	Fiebich, L.	Stewart, B.	Jones, J.	Ionescu, S.	Cloud, N.	7-0
6/10/25	vs. Sky	Fiebich, L.	Stewart, B.	Sabally, N.	Ionescu, S.	Cloud, N.	1-0
6/14/25	at Fever	Burke, K.	Stewart, B.	Sabally, N.	Ionescu, S.	Cloud, N.	0-1
6/17/25	vs. Dream	Stewart, B.	Sabally, N.	Jones, J.	Ionescu, S.	Cloud, N.	1-0
6/19/25	vs. Mercury	Burke, K.	Stewart, B.	Jones, J.	Ionescu, S.	Cloud, N.	0-1
6/22/25	at Storm	Gardner, R.	Stewart, B.	Sabally, N.	Johannès, M.	Cloud, N.	0-1



SEASON RECORDS



TEAM RECORD

	RECORD	HOME	ROAD	OT
OVERALL	10-3	6-1	4-2	--
EASTERN	7-1	3-0	4-1	--
WESTERN	3-2	3-1	0-1	--

TEAM RECORD - BY TEAM

	RECORD	HOME	ROAD	OT
OVERALL	10-3	6-1	4-2	--
ATLANTA	1-0	1-0	--	--
CHICAGO	2-0	1-0	1-0	--
CONNECTICUT	1-0	1-0	--	--
GOLDEN STATE	2-0	2-0	--	--
INDIANA	1-1	--	1-1	--
LAS VEGAS	1-0	1-0	--	--
PHOENIX	0-1	0-1	--	--
SEATTLE	0-1	--	0-1	--
WASHINGTON	2-0	--	2-0	--

HEAD COACH: SANDY BRONDELLO

	TENURE	WON	LOSS	PCT.
OVERALL:		163	96	.629
W/ CLUB:		90	39	.698

AFTER 13 GAMES: W10, L3

MARGIN	1	2	3	4	5	6	7	8	9	10	11	12	13	14	15	16	17	18	19	20	21	22	23	24	25
Won By:	1			2				1						1					1		1				1
Lost By:								1		1				1											

MARGIN	26	27	28	29	30	31	32	33	34	35	36	37	38	39	40	41	42	43	44	45	46	47	48	49	50+
Won By:			1																				1		
Lost By:																									

AT START OF:	OVERALL	HOME	ROAD	FG%:	OVERALL	HOME	ROAD
2nd-Ahead:	8-2	5-1	3-1	-44%	4-2	2-1	2-1
-Behind:	2-0	1-0	1-0	45-49%	3-1	2-0	1-1
-Tied:	0-1	0-0	0-1	50-54%	1-0	1-0	0-0
3rd-Ahead:	8-0	4-0	4-0	55-59%	1-0	0-0	1-0
-Behind:	1-3	1-1	0-2	+60%	1-0	1-0	0-0
-Tied:	1-0	1-0	0-0				
4th-Ahead:	8-1	5-1	3-0				
-Behind:	2-2	1-0	1-2				
-Tied:	0-0	0-0	0-0				



PLAYER AND TEAM SUPERLATIVES



NEW YORK LIBERTY			OPPONENTS		
Points	35	Breanna Stewart vs. PHO 06/19/2025	32	Caitlin Clark at IND 06/14/2025	
Points in a Quarter	18	Breanna Stewart (3rd) vs. PHO 06/19/2025	14	Caitlin Clark (1st) at IND 06/14/2025	
Points in a Half	21	Breanna Stewart (2nd) vs. PHO 06/19/2025	25	Caitlin Clark (1st) at IND 06/14/2025	
Field Goals	12	Sabrina Ionescu vs. ATL 06/17/2025	12	Nneka Ogumike at SEA 06/22/2025	
			12	Aliyah Boston at IND 05/24/2025	
Field Goal Attempts	21	Sabrina Ionescu vs. GSV 05/29/2025	22	A'ja Wilson vs. LVA 05/17/2025	
Field Goal Percentage	1.000	Nyara Sabally (4-4) vs. CHI 06/10/2025	1.000	Temi Fagbenle (5-5) vs. GSV 05/27/2025	
3-PT Field Goal	6	Sabrina Ionescu vs. GSV 05/29/2025	7	Caitlin Clark at IND 06/14/2025	
	6	Marine Johannes vs. GSV 05/27/2025			
3-PT FG Attempts	15	Sabrina Ionescu vs. GSV 05/29/2025	14	Caitlin Clark at IND 06/14/2025	
3-PT FG Percentage	1.000	Kennedy Burke (4-4) at WAS 06/05/2025	1.000	Michaela Onyenwere (2-2) vs. CHI 06/10/2025	
	1.000	Kennedy Burke (4-4) at CHI 05/22/2025	1.000	Lexie Hull (2-2) at IND 05/24/2025	
			1.000	Dana Evans (2-2) vs. LVA 05/17/2025	
Free Throws	15	Breanna Stewart vs. GSV 05/29/2025	9	Brittney Sykes at WAS 05/30/2025	
Free Throw Attempts	19	Breanna Stewart vs. GSV 05/29/2025	10	Brittney Sykes at WAS 05/30/2025	
Free Throw Percentage	1.000	Sabrina Ionescu (9-9) vs. PHO 06/19/2025	1.000	A'ja Wilson (8-8) vs. LVA 05/17/2025	
Offensive Rebounds	4	Jonquel Jones vs. ATL 06/17/2025	8	Angel Reese at CHI 05/22/2025	
	4	Nyara Sabally at IND 06/14/2025			
	4	Jonquel Jones vs. GSV 05/27/2025			
	4	Jonquel Jones at IND 05/24/2025			
	4	Nyara Sabally vs. LVA 05/17/2025			
Defensive Rebounds	15	Jonquel Jones at WAS 05/30/2025	14	A'ja Wilson vs. LVA 05/17/2025	
Total Rebounds	18	Jonquel Jones at WAS 05/30/2025	16	A'ja Wilson vs. LVA 05/17/2025	
Assists	10	Natasha Cloud vs. PHO 06/19/2025	10	Gabby Williams at SEA 06/22/2025	
	10	Natasha Cloud vs. GSV 05/27/2025	10	Caitlin Clark at IND 05/24/2025	
Steals	5	Natasha Cloud at IND 05/24/2025	4	Gabby Williams at SEA 06/22/2025	
			4	Kayla Thornton vs. GSV 05/27/2025	
Blocks	4	Jonquel Jones at CHI 05/22/2025	3	Natasha Mack vs. PHO 06/19/2025	
			3	Rhyne Howard vs. ATL 06/17/2025	
Minutes	38:16	Sabrina Ionescu vs. ATL 06/17/2025	39:12	Rhyne Howard vs. ATL 06/17/2025	
Points in Paint	18	Breanna Stewart vs. LVA 05/17/2025	22	Aliyah Boston at IND 05/24/2025	
Second Chance Points	7	Breanna Stewart vs. ATL 06/17/2025	8	Sami Whitcomb vs. PHO 06/19/2025	
	7	Breanna Stewart at IND 06/14/2025			
	7	Breanna Stewart vs. GSV 05/27/2025			
Fast Break Points	14	Sabrina Ionescu at IND 06/14/2025	7	Kayla Thornton vs. GSV 05/27/2025	

LIBERTY HIGHS	LIBERTY LOWS	CATEGORY	OPPONENTS HIGHS	OPPONENTS LOWS
100 vs. CON 06/01/2025	79 at SEA 06/22/2025	Points	102 at IND 06/14/2025	52 vs. CON 06/01/2025
31 vs. CON 06/01/2025	17 (2) vs. PHO 06/19/2025	Points/1st Qtr.	29 at IND 05/24/2025	10 vs. GSV 05/27/2025
32 at WAS 06/05/2025	16 vs. ATL 06/17/2025	Points/2nd Qtr.	29 at IND 06/14/2025	9 at CHI 05/22/2025
60 vs. CON 06/01/2025	37 vs. GSV 05/29/2025	Points/1st Half	53 at IND 06/14/2025	28 vs. CON 06/01/2025
30 vs. CON 06/01/2025	13 at IND 05/24/2025	Points/3rd Qtr.	30 at IND 05/24/2025	8 vs. CON 06/01/2025
29 vs. LVA 05/17/2025	10 vs. CON 06/01/2025	Points/4th Qtr.	25 vs. PHO 06/19/2025	12 at IND 05/24/2025
47 vs. GSV 05/27/2025	33 vs. CHI 06/10/2025	Points/2nd Half	49 at IND 06/14/2025	24 vs. CON 06/01/2025
37 vs. GSV 05/27/2025	23 vs. GSV 05/29/2025	Field Goals	37 at IND 06/14/2025	19 vs. CON 06/01/2025
74 vs. GSV 05/27/2025	53 vs. CON 06/01/2025	Field Goal Attempts	82 (2) at SEA 06/22/2025	61 vs. CON 06/01/2025
.623 vs. CON 06/01/2025	.377 vs. GSV 05/29/2025	Field Goal Percentage	.481 at IND 06/14/2025	.284 at WAS 05/30/2025
19 (2) vs. CON 06/01/2025	4 vs. LVA 05/17/2025	3-PT Field Goal	17 at IND 06/14/2025	4 at WAS 05/30/2025
38 at WAS 05/30/2025	21 vs. LVA 05/17/2025	3-PT FG Attempts	35 at IND 06/14/2025	16 at WAS 05/30/2025
.594 vs. CON 06/01/2025	.190 vs. LVA 05/17/2025	3-PT FG Percentage	.486 at IND 06/14/2025	.214 vs. CON 06/01/2025
25 at IND 05/24/2025	7 vs. GSV 05/27/2025	Free Throws	22 vs. PHO 06/19/2025	4 vs. CHI 06/10/2025
32 at IND 05/24/2025	11 vs. CHI 06/10/2025	Free Throw Attempts	27 vs. PHO 06/19/2025	7 vs. CHI 06/10/2025
.941 at CHI 05/22/2025	.538 vs. GSV 05/27/2025	Free Throw Percentage	1.000 vs. ATL 06/17/2025	.520 at CHI 05/22/2025
10 at IND 06/14/2025	2 vs. CON 06/01/2025	Offensive Rebounds	15 (3) vs. PHO 06/19/2025	7 (2) vs. ATL 06/17/2025
37 (2) at WAS 05/30/2025	24 at IND 06/14/2025	Defensive Rebounds	29 vs. LVA 05/17/2025	16 vs. CON 06/01/2025
46 at WAS 05/30/2025	28 at CHI 05/22/2025	Total Rebounds	42 vs. PHO 06/19/2025	26 vs. CON 06/01/2025
30 vs. GSV 05/27/2025	15 at WAS 06/05/2025	Assists	25 (2) at IND 06/14/2025	11 vs. CON 06/01/2025
14 vs. GSV 05/27/2025	6 at WAS 05/30/2025	Steals	13 at SEA 06/22/2025	3 (2) at WAS 06/05/2025
13 (13) vs. PHO 06/19/2025	13 (13) vs. PHO 06/19/2025	Team Fouls	13 (13) at IND 06/14/2025	13 (13) at IND 06/14/2025
23 at WAS 06/05/2025	14 at SEA 06/22/2025	Personal Fouls	25 at IND 05/24/2025	11 vs. CHI 06/10/2025
20 at SEA 06/22/2025	6 vs. LVA 05/17/2025	Turnovers	23 at CHI 05/22/2025	10 (3) at SEA 06/22/2025
9 at CHI 05/22/2025	2 vs. PHO 06/19/2025	Blocks	7 vs. ATL 06/17/2025	0 vs. CON 06/01/2025
56 vs. LVA 05/17/2025	18 vs. GSV 05/29/2025	Points in Paint	52 at IND 05/24/2025	14 vs. CON 06/01/2025
16 at IND 06/14/2025	0 (2) vs. CON 06/01/2025	Second Chance Points	26 vs. PHO 06/19/2025	5 at CHI 05/22/2025
29 vs. CON 06/01/2025	8 at SEA 06/22/2025	Fast Break Points	19 at IND 06/14/2025	0 at WAS 06/05/2025
57 vs. CON 06/01/2025	5 (2) at SEA 06/22/2025	Biggest Lead	17 vs. ATL 06/17/2025	0 (3) vs. CHI 06/10/2025
37 vs. GSV 05/27/2025	4 vs. ATL 06/17/2025	Bench Points	41 at CHI 05/22/2025	7 at IND 05/24/2025
32 vs. GSV 05/27/2025	9 vs. LVA 05/17/2025	Points Off Turnovers	22 at SEA 06/22/2025	7 vs. LVA 05/17/2025





BY LIBERTY

BY OPPONENT

AN INDIVIDUAL...		
38 PTS, Breanna Stewart: (NYL L, 79-88) vs. Minnesota, 09/15/24	Scored 30+ points	30 PTS, Layshia Clarendon: (NYL W, 96-89) vs. Los Angeles, 09/07/23
40 PTS, Breanna Stewart: (NYL W, 94-93) @ Dallas, 09/05/23	Scored 40+ points	53 PTS, Liz Cambage: (NYL L, 87-104) @ Dallas, 07/17/18
* Never Has Happened *	Scored 50+ points	53 PTS, Liz Cambage: (NYL L, 87-104) @ Dallas, 07/17/18
18 REB, Breanna Stewart: (NYL L, 79-88) vs. Minnesota, 09/15/24	Had 15+ Rebounds	16 REB, Angel Reese: (NYL W, 81-67) @ Chicago, 07/13/24
21 REB, Amanda Zahui B: (NYL L, 63-80) @ Las Vegas, 08/29/20	Had 20+ Rebounds	21 REB, Sylvia Fowles: (NYL W, 57-54) vs. Chicago, 07/11/10
16 AST, Sabrina Ionescu: (NYL W, 89-69) vs. Phoenix, 07/31/22	Had 15+ assists	16 AST, Courtney Vandersloot: (NYL W, 93-85) @ Chicago, 05/23/21
5 BLK, Jonquel Jones: (NYL W, 77-70) vs. Seattle, 09/05/24	Had 5+ Blocks	5 BLK, Shakira Austin: (NYL W, 85-80) @ Washington, 05/14/24
5 STL, Breanna Stewart: (NYL L, 93-99) @ Phoenix, 06/18/24	Had 5+ Steals	5 STL, DiJonai Carrington: (NYL W, 82-74) vs. Connecticut, 07/16/24
12 FGM, Breanna Stewart: (NYL L, 79-88) vs. Minnesota, 09/15/24	Made 10+ Field Goals	11 FGM, Skylar Diggins: (NYL W, 98-85) @ Seattle, 08/30/24
15 FGM, Breanna Stewart: (NYL W, 100-89) @ Indiana, 08/13/23	Made 15+ Field Goals	17 FGM, Liz Cambage: (NYL L, 87-104) @ Dallas, 07/17/18
7 3FGM, Sabrina Ionescu: (NYL L, 83-88) vs. Minnesota, 07/28/23	Made 7+ 3-Pointers	7 3FGM, Jewell Loyd: (NYL L, 83-99) vs. Seattle, 08/20/21
12 3FGM, Sabrina Ionescu: (NYL L, 79-88) vs. Minnesota, 09/15/24	10+ 3-Pointer Attempts	10 3FGM, Kelsey Plum: (NYL W, 75-71) vs. Las Vegas, 09/08/24
15 FTM, Kia Nurse: (NYL W, 98-92) @ Los Angeles, 06/15/19	Made 15+ Free Throws	15 FTM, Breanna Stewart: (NYL L, 71-79 (OT)) @ Seattle, 05/27/22
5 TO, Jonquel Jones: (NYL W, 98-85) @ Seattle, 08/30/24	5+ Turnovers	7 TO/6 TO, Brittney Griner/Natasha Cloud: (NYL W, 84-70) @ Phoenix, 08/26/24
11 FGM/10 FGM, Han Xu/Sabrina Ionescu: (NYL W, 116-107) @ Las Vegas, 07/06/22	Two Players with 10+ Field Goals Made	11 FGM/10 FGM, Brittney Griner/Skylar Diggins-Smith: (NYL L, 79-106) vs. Phoenix, 08/25/21
5 3FGM/5 3FGM, Sabrina Ionescu/Marine Johannès: (NYL W, 89-77) @ Atlanta, 06/24/22	Two Players with 5+ 3-Pointers Made	* Never Has Happened *
Breanna Stewart (33 PTS)/Sabrina Ionescu (24 PTS)/Kayla Thornton (20 PTS): (NYL W, 98-88) vs. Los Angeles, 06/22/24	Three Players with 20+ Points	Kelsey Plum (27 PTS)/A'ja Wilson (23 PTS)/Jackie Young (23 PTS): (NYL L, 101-107) vs. Las Vegas, 07/12/22
12 PTS, 12 REB, 12 AST, Sabrina Ionescu: (NYL W, 86-82) vs. Seattle, 07/25/23	Had a triple-double	19 PTS, 12 REB, 13 AST, Caitlin Clark: (NYL L, 78-83) @ Indiana, 07/06/24
1st period, Sabrina Ionescu: (NYL W, 82-74) vs. Connecticut, 07/16/24	Had a four-point play	3rd period, Karlie Samuelson: (NYL W, 87-71) @ Washington, 09/17/24
A TEAM...		
.612 (41-67), (NYL W, 107-84) vs. Chicago, 07/15/18	Shot .600+ from the field	* Never Has Happened *
32 PTS, (NYL W, 99-67) @ Dallas, 09/12/24	Won by 20+ points	34 PTS, (NYL L, 74-108) vs. Las Vegas, 07/14/22
32 PTS, (NYL W, 99-67) @ Dallas, 09/12/24	Won by 30+ points	34 PTS, (NYL L, 74-108) vs. Las Vegas, 07/14/22
62 REB, (NYL L, 67-83) @ Phoenix, 09/05/20	Had 60+ rebounds	64 REB, (NYL L, 86-92 (OT)) vs. Indiana, 05/13/22
35 AST, (NYL W, 116-107) @ Las Vegas, 07/06/22	Had 35+ assists	* Never Has Happened *
33 AST, (NYL W, 105-91) @ Dallas, 09/10/24	Had 30+ assists	32 AST, (NYL L, 81-98) @ Las Vegas, 06/29/23
10 BLK, (NYL W, 77-70) vs. Seattle, 09/05/24	Had 10+ blocks	10 BLK, (NYL L, 76-103) @ Las Vegas, 06/17/21
16 STL, (NYL W, 81-66) @ Seattle, 07/02/23	Had 15+ steals	16 STL, (NYL L, 65-92) vs. Connecticut, 05/17/22
1st OT, (NYL W, 95-90 (OT)) @ Connecticut, 08/24/23	Overtime Win	1st OT, (NYL L, 81-92 (OT)) vs. Atlanta, 06/30/22
44 PTS (1st), (NYL W, 101-83) vs. Indiana, 07/23/23	40+ points scored in a quarter	42 PTS (4th), (NYL L, 92-101) @ Chicago, 08/07/19
73 PTS (2nd), (NYL L, 101-107) vs. Las Vegas, 07/12/22	70+ points scored in a half	71 PTS (1st), (NYL L, 74-108) vs. Las Vegas, 07/14/22
THE LIBERTY (SINGLE-SEASON)...		
8/30/2024 — 9/12/2024 (5)	Won 5 straight	--
6/30/2024 — 8/22/2024 (6)	Won 5 straight at home	--
7/10/2024 — 8/26/2024 (5)	Won 5 straight on road	--
8/20/2022 — 5/19/2023 (5)	Lost 5 straight	--
7/17/2018 — 8/19/2018 (13)	Lost 10 straight	--
7/25/2020 — 9/13/2020 (11)	Lost 5 straight at home	--
7/7/2022 — 8/8/2022 (6)	Lost 5 straight on road	--





TEAM TREND	TTL	LAST GAME	TEAM TREND	TTL	LAST GAME
<4 Liberty w/ 10+ pts	5-2	@ SEA 6/22/25	Liberty shoot 50.0% or better	3-0	vs. CON 6/1/25
4+ Liberty w/ 10+ pts	5-1	@ IND 6/14/25	Opp shoots 50.0% or better	0-0	
5+ Liberty w/ 10+ pts	2-0	@ WAS 5/30/25	Liberty shoot 45.0% or better	6-0	vs. CHI 6/10/25
6+ Liberty w/ 10+ pts	0-0		Liberty shoot 44.0% or below	4-2	vs. PHO 6/19/25
7+ Liberty w/ 10+ pts	0-0		Liberty shoot 40.0% or below	1-0	vs. GSV 5/29/25
8+ Liberty w/ 10+ pts	0-0		Opp shoots 45.0% or better	0-1	@ IND 6/14/25
Liberty no 20+ pt scorer	2-1	@ SEA 6/22/25	Opp shoots 40.0% or below	5-0	vs. CON 6/1/25
Opp no 20+ pt scorer	7-0	vs. ATL 6/17/25	Liberty w/10+ 3-pointers made	6-0	@ WAS 6/5/25
2+ Liberty w/20+ pt scorer	4-1	vs. ATL 6/17/25	Opp w/10+ 3-pointers made	5-1	vs. ATL 6/17/25
2+ Opp w/20+ pt scorer	0-2	@ SEA 6/22/25	Liberty w/15+ 3-pointers made	2-0	vs. CON 6/1/25
3+ Liberty w/20+ pt scorer	0-0		Opp w/15+ 3-pointers made	0-1	@ IND 6/14/25
3+ Opp w/20+ pt scorer	0-0		Liberty 3FG% 40.0% or better	3-0	vs. CON 6/1/25
Liberty w/30+ pt scorer	1-2	vs. PHO 6/19/25	Opp 3FG% 40.0% or better	2-1	vs. ATL 6/17/25
Opp w/30+ pt scorer	1-1	@ IND 6/14/25	Liberty FT% 80.0 or better	8-2	@ SEA 6/22/25
All 5 Starters w/10+ pts	0-0		Opp FT% 80.0 or better	4-1	vs. PHO 6/19/25
Opp 5 Starters w/10+ pts	0-0		Liberty FT% below 70.0	1-0	vs. GSV 5/27/25
2+ reserves w/10+ pts	0-0		Opp FT% below 70.0	4-1	@ IND 6/14/25
Opp 2+ reserves w/10+ pts	1-0	@ CHI 5/22/25	Liberty FTM >= Opp FTA	7-2	@ SEA 6/22/25
3+ reserves w/10+ pts	0-0		Opp FTM >= Liberty FTA	1-0	vs. GSV 5/27/25
Opp 3+ reserves w/10+ pts	0-0		Liberty FG% >= Opp FG%	7-1	@ SEA 6/22/25
Liberty <20 pts. in 1st qtr	2-1	vs. PHO 6/19/25	Opp FG% >= Liberty FG%	1-1	@ IND 6/14/25
Opp <20 pts. in 1st qtr	5-1	vs. PHO 6/19/25	Liberty w/30+ FTA	2-1	@ IND 6/14/25
Liberty w/30+ pts in 1st qtr	2-0	vs. CON 6/1/25	Opp w/30+ FTA	0-0	
Opp w/30+ pts in 1st qtr	0-0		Liberty w/20+ asts	6-1	@ SEA 6/22/25
Liberty under 50 pts 1st half	6-2	@ SEA 6/22/25	Opp w/20+ asts	4-3	@ SEA 6/22/25
Opp under 50 pts 1st half	10-2	@ SEA 6/22/25	Liberty w/25+ asts	4-0	vs. CON 6/1/25
Liberty 50+ pts 1st half	4-1	@ IND 6/14/25	Opp w/25+ asts	1-1	@ IND 6/14/25
Opp 50+ pts 1st half	0-1	@ IND 6/14/25	Liberty w/30+ asts	1-0	vs. GSV 5/27/25
Liberty 60+ pts in 1st half	1-0	vs. CON 6/1/25	Opp w/30+ asts	0-0	
Opp 60+ pts in 1st half	0-0		Liberty asts >= Opp asts	6-0	vs. CHI 6/10/25
Liberty lead by 10+ pts	8-1	@ IND 6/14/25	Opp asts >= Liberty asts	4-3	@ SEA 6/22/25
Opp leads by 10+ pts	2-3	@ SEA 6/22/25	Liberty w/12 or fewer TOs	5-1	vs. ATL 6/17/25
Games decided by 10+ points	6-2	@ SEA 6/22/25	Opp w/12 or fewer TOs	3-2	@ SEA 6/22/25
Games decided by 4-9 points	3-1	vs. PHO 6/19/25	Liberty w/20+ TOs	0-1	@ SEA 6/22/25
Games decided by 3 or less points	1-0	@ IND 5/24/25	Opp w/20+ TOs	3-0	vs. CHI 6/10/25
Both teams score 100+ pts	0-0		Liberty TO >= Opp TO	1-2	@ SEA 6/22/25
Both teams under 100 pts	9-2	@ SEA 6/22/25	Opp TO >= Liberty TO	6-1	@ IND 6/14/25
Liberty score under 100 pts	9-3	@ SEA 6/22/25	Liberty w/50+ REB	1-0	@ WAS 5/30/25
Opp scores under 100 pts	10-2	@ SEA 6/22/25	Opp w/50+ REB	1-0	@ IND 5/24/25
Liberty score 100+ pts	1-0	vs. CON 6/1/25	Liberty REB >= Opp REB	5-0	vs. ATL 6/17/25
Opp scores 100+ pts	0-1	@ IND 6/14/25	Opp REB >= Liberty REB	5-3	@ SEA 6/22/25
Liberty score 110+ pts	0-0		Liberty w/10+ more REB than Opp	1-0	vs. ATL 6/17/25
Opp scores 110+ pts	0-0		Opp w/10+ more REB than NYL	3-1	vs. PHO 6/19/25
Liberty tied or lead after the 3rd qtr	8-1	vs. PHO 6/19/25	Liberty w/10+ stls	5-1	@ IND 6/14/25
Liberty tied or lead at halftime	9-0	vs. CHI 6/10/25	Opp w/10+ stls	1-2	@ SEA 6/22/25
Liberty tied or lead after 1st qtr	8-3	@ SEA 6/22/25	2+ Liberty w/double-double	0-0	
Liberty trailing after the 3rd qtr	2-2	@ SEA 6/22/25	2+ Opp w/double-double	1-0	@ IND 5/24/25
Liberty trailing at halftime	1-3	@ SEA 6/22/25	3+ Liberty w/double-double	0-0	
Liberty trailing after 1st qtr	2-0	@ WAS 6/5/25	3+ Opp w/double-double	0-0	
1st game Back-to-Back	1-0	vs. GSV 5/29/25	Liberty PITP >= Opp PITP	7-1	vs. ATL 6/17/25
2nd game Back-to-Back	1-0	@ WAS 5/30/25	Opp PITP >= Liberty PITP	3-2	@ SEA 6/22/25
1st game after a win	8-2	vs. PHO 6/19/25	Liberty 2CP >= Opp 2CP	4-0	vs. ATL 6/17/25
1st game after a loss	1-1	@ SEA 6/22/25	Opp 2CP >= Liberty 2CP	5-2	@ SEA 6/22/25
On Monday	0-0		Liberty FB Pts >= Opp FB Pts	8-2	vs. PHO 6/19/25
On Tuesday	3-0	vs. ATL 6/17/25	Opp FB Pts >= Liberty FB Pts	2-1	@ SEA 6/22/25
On Wednesday	0-0		+3 Blocks	10-2	@ SEA 6/22/25
On Thursday	3-1	vs. PHO 6/19/25	+5 Blocks	6-1	@ SEA 6/22/25
On Friday	1-0	@ WAS 5/30/25			
On Saturday	2-1	@ IND 6/14/25			
On Sunday	1-1	@ SEA 6/22/25			
May	6-0	@ WAS 5/30/25			
June	4-3	@ SEA 6/22/25			





DATE	OPPONENT	H-R	W-L	SCORE NYL-OPP	HOME RECORD	ROAD RECORD	TOTAL RECORD	LIBERTY HI SCORER	PT	LIBERTY HI REBR	RB	LIBERTY HI ASSISTS	AST	OPPONENT HI SCORER	PT	ATTEND
5/17	LVA	H	W	92-78	1-0	0-0	1-0	B. Stewart	25	J. Jones	10	N. Cloud	9	A. Wilson	31	17,344
5/22	at CHI	R	W	99-74	1-0	1-0	2-0	N. Cloud	18	J. Jones	7	N. Cloud	8	R. Banham	15	9,025
5/24	at IND	R	W	90-88	1-0	2-0	3-0	J. Jones	26	J. Jones	12	N. Cloud	6	A. Boston	27	17,274
5/27	GSV	H	W	95-67	2-0	2-0	4-0	B. Stewart	24	J. Jones	10	N. Cloud	10	V. Burton/K. Thornton	13	14,774
5/29	GSV	H	W	82-77	3-0	2-0	5-0	B. Stewart	27	L. Fiebich	8	N. Cloud	5	J. Salaün	18	14,951
5/30	at WAS	R	W	85-63	3-0	3-0	6-0	S. Ionescu	28	J. Jones	18	B. Stewart	7	B. Sykes	20	4,200
6/1	CON	H	W	100-52	4-0	3-0	7-0	S. Ionescu	18	J. Jones	11	N. Cloud	7	J. Sheldon/T. Charles	10	17,415
6/5	at WAS	R	W	86-78	4-0	4-0	8-0	B. Stewart	26	B. Stewart	11	S. Ionescu	7	K. Iriafe	17	4,200
6/10	CHI	H	W	85-66	5-0	4-0	9-0	S. Ionescu	23	B. Stewart	7	S. Ionescu	7	A. Reese	17	16,081
6/14	at IND	R	L	88-102	5-0	4-1	9-1	S. Ionescu	34	N. Sabally	9	N. Cloud	5	C. Clark	32	17,274
6/17	ATL	H	W	86-81	6-0	4-1	10-1	S. Ionescu	34	J. Jones	10	S. Ionescu/N. Cloud	5	T. Paopao	16	15,149
6/19	PHO	H	L	81-89	6-1	4-1	10-2	B. Stewart	35	N. Sabally	7	N. Cloud	10	M. Akoa Makani	21	16,383
6/22	at SEA	R	L	79-89	6-1	4-2	10-3	B. Stewart	18	B. Stewart/N. Sabally	9	N. Cloud	8	N. Ogwumike	26	12,500
6/25	at GSV	--	--	--	--	--	--	--	--	--	--	--	--	--	--	--
6/27	at PHO	--	--	--	--	--	--	--	--	--	--	--	--	--	--	--
6/29	at ATL	--	--	--	--	--	--	--	--	--	--	--	--	--	--	--
7/3	LAS	--	--	--	--	--	--	--	--	--	--	--	--	--	--	--
7/6	SEA	--	--	--	--	--	--	--	--	--	--	--	--	--	--	--
7/8	LVA	--	--	--	--	--	--	--	--	--	--	--	--	--	--	--
7/13	ATL	--	--	--	--	--	--	--	--	--	--	--	--	--	--	--
7/16	IND	--	--	--	--	--	--	--	--	--	--	--	--	--	--	--
7/22	IND	--	--	--	--	--	--	--	--	--	--	--	--	--	--	--
7/25	PHO	--	--	--	--	--	--	--	--	--	--	--	--	--	--	--
7/26	LAS	--	--	--	--	--	--	--	--	--	--	--	--	--	--	--
7/28	at DAL	--	--	--	--	--	--	--	--	--	--	--	--	--	--	--
7/30	at MIN	--	--	--	--	--	--	--	--	--	--	--	--	--	--	--
8/1	at CON	--	--	--	--	--	--	--	--	--	--	--	--	--	--	--
8/3	at CON	--	--	--	--	--	--	--	--	--	--	--	--	--	--	--
8/5	DAL	--	--	--	--	--	--	--	--	--	--	--	--	--	--	--
8/8	at DAL	--	--	--	--	--	--	--	--	--	--	--	--	--	--	--
8/10	MIN	--	--	--	--	--	--	--	--	--	--	--	--	--	--	--
8/12	at LAS	--	--	--	--	--	--	--	--	--	--	--	--	--	--	--
8/13	at LVA	--	--	--	--	--	--	--	--	--	--	--	--	--	--	--
8/16	at MIN	--	--	--	--	--	--	--	--	--	--	--	--	--	--	--
8/19	MIN	--	--	--	--	--	--	--	--	--	--	--	--	--	--	--
8/21	CHI	--	--	--	--	--	--	--	--	--	--	--	--	--	--	--
8/23	at ATL	--	--	--	--	--	--	--	--	--	--	--	--	--	--	--
8/25	CON	--	--	--	--	--	--	--	--	--	--	--	--	--	--	--
8/28	WAS	--	--	--	--	--	--	--	--	--	--	--	--	--	--	--
8/30	at PHO	--	--	--	--	--	--	--	--	--	--	--	--	--	--	--
9/2	at GSV	--	--	--	--	--	--	--	--	--	--	--	--	--	--	--
9/5	at SEA	--	--	--	--	--	--	--	--	--	--	--	--	--	--	--
9/9	WAS	--	--	--	--	--	--	--	--	--	--	--	--	--	--	--
9/11	at CHI	--	--	--	--	--	--	--	--	--	--	--	--	--	--	--





WNBA

	LEAGUE	GAMES	W-L	PCT	GB	CONF	DIV	HOME	AWAY	L10	STRK	CONF	DIV
Minnesota Lynx	1	13	12-1	.923	0	11-1	0-0	7-0	5-1	9-1	W3	1	0
New York Liberty	2	13	10-3	.769	0	7-1	0-0	6-1	4-2	7-3	L2	1	0
Phoenix Mercury	3	15	11-4	.733	2.0	6-4	0-0	6-2	5-2	7-3	W5	2	0
Atlanta Dream	4	14	10-4	.714	0.5	7-4	0-0	6-1	4-3	8-2	W2	2	0
Seattle Storm	5	14	9-5	.643	3.5	8-4	0-0	5-2	4-3	6-4	W3	3	0
Golden State Valkyries	6	13	7-6	.538	5.0	4-4	0-0	5-2	2-4	5-5	W2	4	0
Las Vegas Aces	7	13	6-7	.462	6.0	3-6	0-0	4-3	2-4	4-6	W1	5	0
Indiana Fever	8	13	6-7	.462	4.0	6-5	0-0	4-3	2-4	4-6	L2	3	0
Washington Mystics	9	14	6-8	.429	4.5	5-5	0-0	4-3	2-5	4-6	W1	4	0
Los Angeles Sparks	10	14	4-10	.286	8.5	3-9	0-0	1-6	3-4	3-7	L3	6	0
Chicago Sky	11	13	3-10	.231	7.0	1-7	0-0	1-4	2-6	3-7	L3	5	0
Dallas Wings	12	15	3-12	.200	10.0	1-8	0-0	1-5	2-7	2-8	L1	7	0
Connecticut Sun	13	14	2-12	.143	8.5	2-6	0-0	1-6	1-6	2-8	L6	6	0

EASTERN CONFERENCE

	CONF	GAMES	W-L	PCT	GB	CONF	DIV	HOME	AWAY	L10	STRK	LEAGUE	DIV
New York Liberty	1	13	10-3	.769	0	7-1	0-0	6-1	4-2	7-3	L2	2	0
Atlanta Dream	2	14	10-4	.714	0.5	7-4	0-0	6-1	4-3	8-2	W2	4	0
Indiana Fever	3	13	6-7	.462	4.0	6-5	0-0	4-3	2-4	4-6	L2	8	0
Washington Mystics	4	14	6-8	.429	4.5	5-5	0-0	4-3	2-5	4-6	W1	9	0
Chicago Sky	5	13	3-10	.231	7.0	1-7	0-0	1-4	2-6	3-7	L3	11	0
Connecticut Sun	6	14	2-12	.143	8.5	2-6	0-0	1-6	1-6	2-8	L6	13	0

WESTERN CONFERENCE

	CONF	GAMES	W-L	PCT	GB	CONF	DIV	HOME	AWAY	L10	STRK	LEAGUE	DIV
Minnesota Lynx	1	13	12-1	.923	0	11-1	0-0	7-0	5-1	9-1	W3	1	0
Phoenix Mercury	2	15	11-4	.733	2.0	6-4	0-0	6-2	5-2	7-3	W5	3	0
Seattle Storm	3	14	9-5	.643	3.5	8-4	0-0	5-2	4-3	6-4	W3	5	0
Golden State Valkyries	4	13	7-6	.538	5.0	4-4	0-0	5-2	2-4	5-5	W2	6	0
Las Vegas Aces	5	13	6-7	.462	6.0	3-6	0-0	4-3	2-4	4-6	W1	7	0
Los Angeles Sparks	6	14	4-10	.286	8.5	3-9	0-0	1-6	3-4	3-7	L3	10	0
Dallas Wings	7	15	3-12	.200	10.0	1-8	0-0	1-5	2-7	2-8	L1	12	0





WNBA

	PPG	FGM/G	FG%	3FGM/ G	3FG%	FT%	ORPG	DRPG	RPG	APG	SPG	TOV/G	BPG	PF/G
Atlanta	2	5	6	*1	5	8	4	2	2	4	13	*1	*1	9
Chicago	12	8	9	11	11	10	2	9	6	6 T	7	13	8	7
Connecticut	13	13	13	12	12	4	7	13	13	12	10	9	9	*1
Dallas	6 T	6	10	10	10	5	*1	12	3	8	8	8	4	4
Golden State	11	11 T	12	8	13	3	3	4	*1	11	3	10	11	6
Indiana	4	3	4	6	3	13	11	5	9	6 T	11	6	10	3
Las Vegas	9	11 T	11	5	6	*1	8	11	11	13	9	4	5	13
Los Angeles	8	9	7	7	7	9	9	7	10	9	5	11	13	8
Minnesota	3	2	*1	4	*1	7	10	6	8	*1	6	3	2 T	11
New York	*1	4	3	2	4	2	12	*1	5	3	*1	5	2 T	10
Phoenix	6 T	7	8	3	9	6	5	10	7	5	2	7	7	5
Seattle	5	*1	2	9	2	11	13	8	12	2	4	2	6	12
Washington	10	10	5	13	8	12	6	3	4	10	12	12	12	2

EASTERN CONFERENCE

	PPG	FGM/G	FG%	3FGM/ G	3FG%	FT%	ORPG	DRPG	RPG	APG	SPG	TOV/G	BPG	PF/G
Atlanta	2	3	4	*1	3	3	2	2	*1	2	6	*1	*1	5
Chicago	5	4	5	4	5	4	*1	5	4	3 T	2	6	3	4
Connecticut	6	6	6	5	6	2	4	6	6	6	3	4	4	*1
Indiana	3	*1	2	3	*1	6	5	4	5	3 T	4	3	5	3
New York	*1	2	*1	2	2	*1	6	*1	3	*1	*1	2	2	6
Washington	4	5	3	6	4	5	3	3	2	5	5	5	6	2

WESTERN CONFERENCE

	PPG	FGM/G	FG%	3FGM/ G	3FG%	FT%	ORPG	DRPG	RPG	APG	SPG	TOV/G	BPG	PF/G
Dallas	3 T	3	5	7	6	3	*1	7	2	4	6	5	2	*1
Golden State	7	6 T	7	5	7	2	2	*1	*1	6	2	6	6	3
Las Vegas	6	6 T	6	3	3	*1	4	6	6	7	7	3	3	7
Los Angeles	5	5	3	4	4	6	5	3	5	5	4	7	7	4
Minnesota	*1	2	*1	2	*1	5	6	2	4	*1	5	2	*1	5
Phoenix	3 T	4	4	*1	5	4	3	5	3	3	*1	4	5	2
Seattle	2	*1	2	6	2	7	7	4	7	2	3	*1	4	6

* = WNBA leader | T = Tied for position





GAME	BURKE	CLOUD	DAVIS	FIEBICH	GARDNER	HARRISON	IONESCU	JOHANNÈS	JONES	SABALLY	SHERROD	STEWART
5/17/25 vs. Aces	11	9	0	7	7	0	7	-1	19	3	0	8
5/22/25 at Sky	13	27	-3	16	3	-3	5	24	15	7	-3	24
5/24/25 at Fever	10	13	0	-2	-7	0	11	-10	2	0	0	-7
5/27/25 vs. Valkyries	5	20	0	13	16	7	24	8	23	0	3	21
5/29/25 vs. Valkyries	6	14	0	8	-10	-4	4	-4	0	0	0	11
5/30/25 at Mystics	3	13	2	23	4	-2	20	2	23	0	2	20
6/1/25 vs. Sun	1	44	-6	43	5	8	38	22	40	0	1	44
6/5/25 at Mystics	-7	10	0	13	14	1	5	-1	-1	0	0	6
6/10/25 vs. Sky	12	14	-5	18	5	0	30	4	0	12	-9	14
6/14/25 at Fever	-11	-19	0	--	0	-14	-10	-13	0	3	0	-6
6/17/25 vs. Dream	-11	-4	0	--	8	-3	11	23	8	-3	-2	-2
6/19/25 vs. Mercury	-5	-2	0	--	-1	-7	-10	-5	-1	-1	-6	-2
6/22/25 at Storm	-7	-16	0	--	-2	-1	0	-10	0	-5	-4	-5
Season Totals:	20	123	-12	139	42	-18	135	39	128	16	-18	126
Per Game:	1.54	9.46	-0.92	15.44	3.23	-1.38	10.38	3.00	9.85	1.23	-1.38	9.69
Per 48:	3.46	16.05	-28.17	30.77	11.58	-9.13	17.29	7.35	29.79	5.44	-13.22	14.89





Sandy Brondello

Head Coach – 2 Time WNBA Champion (2014, 2024)



Veteran WNBA coach, player, and former Australian Olympian Sandy Brondello was named the ninth head coach in Liberty franchise history in January 2022. Brondello joined New York after an eight-year head coaching tenure with the Phoenix Mercury where she led the team to a playoff appearance in each of her eight seasons. A two-time WNBA Champion head coach, Brondello holds an overall regular season record of 244-164 (.598) over her 12 combined seasons at the helm of the New York Liberty, Phoenix Mercury and San Antonio Silver Stars - making her the sixth-winningest coach in WNBA history.

Additionally, Brondello has compiled a 39-30 postseason record throughout her head coaching career, ranking her as the second-winningest coach in league postseason history. In 2014, Sandy was named the WNBA Coach of the Year after she led Phoenix to a WNBA regular season-record 29 wins and capped the season with a WNBA Championship. In 2023, Brondello led the Liberty to the Commissioner's Cup Championship and first WNBA Finals appearance since 2002.

Brondello made history in 2024 after leading the New York Liberty to its first WNBA Championship in franchise history and the city's first professional basketball championship since 1973.

A 20-year veteran of the WNBA coaching ranks, Brondello has been affiliated with the league for 25 of its 28 seasons, including her time as a player. A proven winner internationally and in the WNBA, her 20 total years as an assistant coach and head coach have featured 17 playoff appearances, highlighted by a perfect 12-for-12 in postseason berths as a head coach.

In those 12 postseasons, Sandy led her teams to nine Semifinals round berths (formerly conference finals) and four WNBA Finals appearances in 2014, 2021, 2023, 2024 – including two titles. Prior to her time with the Mercury, Brondello served as lead assistant coach for the Los Angeles Sparks (2011-13) under 2012 WNBA Coach of the Year Carol Ross. Brondello led the San Antonio Silver Stars to a 2010 playoff berth in her debut season at the helm following five seasons on the Silver Stars bench as an assistant under Dan Hughes (2005-09), the fifth-winningest coach in league history.

A 2010 inductee into the Australian Basketball Hall of Fame, Brondello was named the 11th head coach for the Australian Women's National Basketball team on April 17, 2017. Brondello led the Australian National Team to a Bronze medal in the Paris Olympics Games, and most recently, re-signed with the Opals for the 2028 Los Angeles Summer Olympics. In addition to her work internationally with the Australian Women's National Basketball team, Brondello previously served as an assistant coach with UMMC Ekaterinburg in Russia from 2012-2017.

Brondello finished a stellar 17-year professional playing career with a five-year run in the WNBA in which she played for Detroit (1998-99), Miami (2001-02) and Seattle (2003), and was named a 1999 WNBA All-Star. She began her career with the Women's National Basketball League (WNBL) in Australia (1986-96) and was named the league MVP in 1995. The 5-7 guard was a 10-time German Cup champion while playing with BTV Wuppertal (1992-2002), a three-time European Cup All-Star selection (1994, 1996, 1997), and the 1996 European Cup MVP when she led her team to the title.


An 18-year member of the Australian National Team, Brondello is a four-time Olympian, a two-time silver medalist (2000, 2004) and was named the 1992 Australian International Player of the Year.

Brondello is married to Liberty assistant coach, Olaf Lange, and the couple have two children, Brody and Jayda.

ASSISTANT COACHES



**OLAF
LANGE**



**SONIA
RAMAN**



**ZACH
O'BRIEN**





#22 Kennedy Burke

Guard • 6-1 • 182lbs • 28 • UCLA/USA

5 Years Pro

WNBA Champion with New York Liberty (2024). Two-time Ligue Féminine de Basketball (LFB) Most Valuable Player (2023, 2024). Drafted No. 22 overall by Dallas Wings in the 2019 WNBA Draft. (she/her/hers)

	GP	GS	PPG	RPG	APG	SPG	BPG	MPG	FG%	3FG%	FT%	2025-26 HIGHS				CAREER HIGHS	
2025-26	13	3	8.4	2.9	1.2	0.92	0.69	21.4	.536	.564	.722	PTS	17 NYL at CHI 5/22/25	23 IND vs. SEA 8/20/20			
Career	143	28	4.8	1.6	0.8	0.64	0.31	13.7	.437	.353	.685	FGM	6 NYL vs. CHI 6/10/25	7 2 times (IND vs. SEA, 8/20/20)			
												FGA	8 NYL vs. CHI 6/10/25	13 IND vs. SEA 8/20/20			
	POINTS			REB		AST	BLK	STL				3FGM	4 2 times (NYL @ WAS, 6/5/25)	4 3 times (NYL @ WAS, 6/5/25)			
	10+	20+	30+	10+	10+	3+	3+	DBL-DBL	TPL-DBL			3FGA	5 NYL vs. CON 6/1/25	6 3 times (NYL @ CHI, 7/13/24)			
2025-26	5	--	--	--	--	--	--	1	--	--		FTM	3 NYL at CHI 5/22/25	7 IND vs. LAS 8/29/19			
												FTA	4 2 times (NYL @ IND, 5/24/25)	9 IND vs. SEA 8/20/20			
RECENT GAMES												OREB	2 NYL at WAS 6/5/25	4 2 times (IND @ DAL, 7/31/20)			
OPPONENT	W/L	MIN	FG-A	3P-A	FT-A	OR	DR	TR	A	PF	ST	TO	BS	PTS	DREB	6 NYL vs. GSV 5/29/25	
6/22 at SEA	L	21:30	3-6	1-2	2-2	1	3	4	1	2	2	1	1	9	TREB	7 NYL vs. GSV 5/29/25	
6/19 vs. PHO	L	21:56	2-3	2-2	0-0	1	1	2	1	5	1	2	0	6	ASTS	3 NYL at IND 6/14/25	
6/17 vs. ATL	W	16:29	1-3	0-2	0-0	0	2	2	0	2	1	1	0	2	STLS	3 NYL at CHI 5/22/25	
6/14 at IND	L	24:48	1-5	0-3	1-3	1	2	3	3	1	0	0	2	3	BLKS	2 2 times (NYL @ IND, 6/14/25)	
6/10 vs. CHI	W	21:47	6-8	3-3	0-0	0	3	3	2	1	2	3	0	15	MINS	28 NYL at IND 5/24/25	
																34 IND at LAS 8/22/19	



#9 Natasha Cloud

Guard • 5-10 • 160lbs • 33 • St. Joseph's (PA)/USA

10 Years Pro

WNBA Assists Leader (2022). WNBA All-Defensive First Team (2022). WNBA Champion with Washington Mystics (2019). WNBA All-Defensive Second Team (2019, 2024). (she/her/hers)

	GP	GS	PPG	RPG	APG	SPG	BPG	MPG	FG%	3FG%	FT%	2025-26 HIGHS				CAREER HIGHS										
2025-26	13	13	8.5	3.8	6.5	1.62	0.46	28.3	.384	.300	.905	PTS	22 NYL vs. LVA 5/17/25				31 PHO at LAS 7/7/24									
Career	252	234	9.4	3.4	5.8	1.09	0.27	29.9	.390	.307	.817	FGM	8 NYL vs. LVA 5/17/25				10 2 times (PHO @ LAS, 7/7/24)									
												FGA	17 NYL vs. LVA 5/17/25				21 WAS at MIN 7/26/23									
												3FGM	4 NYL at CHI 5/22/25				5 2 times (PHO @ IND, 8/16/24)									
												3FGA	7 NYL vs. GSV 5/29/25				11 WAS vs. LVA 7/13/19									
												FTM	5 NYL vs. LVA 5/17/25				10 WAS at NYL 6/25/23									
2025-26	3	1	--	--	2	--	3	--	--	--	--	FTA	6 NYL vs. LVA 5/17/25				11 WAS at NYL 6/25/23									
												OREB	2 NYL at SEA 6/22/25				3 WAS at CHI 6/5/22									
RECENT GAMES															DREB				6 2 times (NYL @ IND, 5/24/25)				9 WAS vs. ATL 6/17/21			
OPPONENT	W/L	MIN	FG-A	3P-A	FT-A	OR	DR	TR	A	PF	ST	TO	BS	PTS	TREB	7 NYL at IND 5/24/25				9 3 times (PHO @ WAS, 7/16/24)						
6/19 vs. PHO	L	32:58	3-8	2-5	0-0	1	2	3	10	5	0	0	0	8	ASTS	10 2 times (NYL vs. PHO, 6/19/25)				15 WAS vs. ATL 9/8/23						
6/17 vs. ATL	W	29:10	2-7	0-1	3-3	0	1	1	5	3	1	1	0	7	STLS	5 NYL at IND 5/24/25				6 WAS vs. MIN 6/8/21						
6/14 at IND	L	30:30	1-8	0-4	3-4	1	5	6	5	4	1	2	0	5	BLKS	2 2 times (NYL @ IND, 5/24/25)				3 PHO at CON 7/14/24						
6/10 vs. CHI	W	18:49	2-8	1-5	0-0	1	2	3	3	3	2	2	1	5	MINS	35 NYL at IND 5/24/25				44 PHO at DAL 6/9/24						



#1 Marquesha Davis

Guard • 6-0 • 158lbs • 24 • Mississippi/USA

1 Year Pro

WNBA Champion with New York Liberty (2024). Drafted No. 11 overall by New York Liberty in the 2024 WNBA Draft. Earned All-SEC First Team honors (2023-24). (she/her/hers)

	GP	GS	PPG	RPG	APG	SPG	BPG	MPG	FG%	3FG%	FT%	2025-26 HIGHS		CAREER HIGHS	
2025-26	7	0	0.6	0.6	0.1	0.00	0.14	2.9	.000	.000	1.000	PTS	2 2 times (NYL vs. CHI, 6/10/25)	9 NYL at ATL 6/23/24	
Career	27	0	1.0	0.5	0.2	0.04	0.19	3.7	.375	.333	.818	FGM	--	4 NYL at ATL 6/23/24	
												FGA	1 2 times (NYL vs. CON, 6/1/25)	8 NYL at ATL 6/23/24	
												3FGM	--	1 NYL at ATL 6/23/24	
												3FGA	1 2 times (NYL vs. CON, 6/1/25)	1 3 times (NYL vs. CON, 6/1/25)	
												FTM	2 2 times (NYL vs. CHI, 6/10/25)	2 4 times (NYL vs. CHI, 6/10/25)	
2025-26	--	--	--	--	--	--	--	--	--	--	--	FTA	2 2 times (NYL vs. CHI, 6/10/25)	2 5 times (NYL vs. CHI, 6/10/25)	
												OREB	1 NYL at CHI 5/22/25	1 3 times (NYL @ CHI, 5/22/25)	
												DREB	2 2 NYL vs. CON 6/1/25	2 2 times (NYL vs. CON, 6/1/25)	
												TREB	2 2 times (NYL vs. CON, 6/1/25)	2 5 times (NYL vs. CON, 6/1/25)	
												ASTS	1 NYL at WAS 5/30/25	1 5 times (NYL @ WAS, 5/30/25)	
												STLS	--	1 1 NYL at ATL 6/23/24	
												BLKS	1 NYL at CHI 5/22/25	1 5 times (NYL @ CHI, 5/22/25)	
												MINS	8 NYL vs. CON 6/1/25	14 NYL vs. ATL 9/19/24	



#13 Leonie Fiebich

Forward • 6-4 • 150lbs • 25 • /Germany

2 Years Pro

WNBA Champion with New York Liberty (2024). WNBA All-Rookie Team (2024). Two-time LF Endesa Most Valuable Player in Spain (2023, 2024). Olympian (2024). (she/her/hers)

	GP	GS	PPG	RPG	APG	SPG	BPG	MPG	FG%	3FG%	FT%	2025-26 HIGHS				CAREER HIGHS				
2025-26	9	9	6.7	3.8	0.6	0.89	0.44	24.1	.538	.480	.750	PTS	13 NYL vs. CON 6/1/25				16 2 times (NYL @ DAL, 9/10/24)			
Career	49	24	6.7	3.2	1.5	0.94	0.22	21.5	.488	.441	.727	FGM	4 2 times (NYL vs. CON, 6/1/25)				6 2 times (NYL @ WAS, 9/17/24)			
	POINTS				REB		AST		BLK		STL		3FGM				4 4 times (NYL @ SEA, 8/30/24)			
	10+		20+	30+	10+	10+	3+	3+	DBL-DBL		TPL-DBL		3FGA				9 NYL vs. DAL 8/22/24			
2025-26	2		--	--	--	--	1	1	--		--		FTM				4 NYL vs. CON 7/16/24			
													FTA				4 2 times (NYL @ DAL, 9/10/24)			
RECENT GAMES																				
OPPONENT	W/L	MIN	FG-A	3P-A	FT-A	OR	DR	TR	A	PF	ST	TO	BS	PTS	OREB					
6/10 vs. CHI	W	24:15	2-6	1-4	1-2	0	1	1	0	2	1	0	0	6	8 NYL at WAS 5/30/25					
6/5 at WAS	W	31:04	3-5	2-4	1-2	1	2	3	0	4	1	3	0	9	8 NYL at WAS 5/30/25					
6/1 vs. CON	W	19:50	4-5	3-4	2-2	0	2	2	1	2	0	0	0	13	9 3 times (NYL @ WAS, 5/30/25)					
5/30 at WAS	W	26:48	4-5	2-3	2-2	1	8	9	1	3	0	2	3	12	ASTS					
5/29 vs. GSV	W	32:08	1-5	1-3	0-0	3	5	8	1	3	2	3	0	3	1 5 times (NYL vs. CON, 6/1/25)					
RECENT GAMES																				
OPPONENT	W/L	MIN	FG-A	3P-A	FT-A	OR	DR	TR	A	PF	ST	TO	BS	PTS	STLS					
6/10 vs. CHI	W	24:15	2-6	1-4	1-2	0	1	1	0	2	1	0	0	6	3 NYL vs. LVA 5/17/25					
6/5 at WAS	W	31:04	3-5	2-4	1-2	1	2	3	0	4	1	3	0	9	4 NYL at LAS 8/15/24					
6/1 vs. CON	W	19:50	4-5	3-4	2-2	0	2	2	1	2	0	0	0	13	BLKS					
5/30 at WAS	W	26:48	4-5	2-3	2-2	1	8	9	1	3	0	2	3	12	3 NYL at WAS 5/30/25					
5/29 vs. GSV	W	32:08	1-5	1-3	0-0	3	5	8	1	3	2	3	0	3	3 NYL at WAS 5/30/25					
RECENT GAMES																				
OPPONENT	W/L	MIN	FG-A	3P-A	FT-A	OR	DR	TR	A	PF	ST	TO	BS	PTS	MINs					
6/10 vs. CHI	W	24:15	2-6	1-4	1-2	0	1	1	0	2	1	0	0	6	32 NYL vs. GSV 5/29/25					
6/5 at WAS	W	31:04	3-5	2-4	1-2	1	2	3	0	4	1	3	0	9	33 NYL vs. CON 8/24/24					
6/1 vs. CON	W	19:50	4-5	3-4	2-2	0	2	2	1	2	0	0	0	13						
5/30 at WAS	W	26:48	4-5	2-3	2-2	1	8	9	1	3	0	2	3	12						
5/29 vs. GSV	W	32:08	1-5	1-3	0-0	3	5	8	1	3	2	3	0	3						



#7 Rebekah Gardner

Guard • 6-1 • 130lbs • 34 • UCLA/USA

2 Years Pro

Named to 2022 All-WNBA Rookie Team. Recorded a career-high of 18 points and 10 rebounds, recording her first career double-double in the WNBA 7/14/2022 at Los Angeles. (she/her/hers)

	GP	GS	PPG	RPG	APG	SPG	BPG	MPG	FG%	3FG%	FT%	2025-26 HIGHS				CAREER HIGHS			
2025-26	13	1	4.5	1.9	0.8	0.46	0.23	13.4	.537	.500	1.000	PTS	12 NYL at SEA 6/22/25	18 CHI at LAS 7/14/22					
Career	51	3	7.4	3.0	1.2	1.20	0.45	19.5	.535	.410	.838	FGM	5 NYL at SEA 6/22/25	8 CHI at LAS 7/14/22					
												FGA	8 NYL at SEA 6/22/25	12 2 times (CHI @ NYL, 7/23/22)					
												3FGM	2 NYL at SEA 6/22/25	3 CHI vs. ATL 6/17/22					
												3FGA	3 NYL at SEA 6/22/25	4 2 times (CHI @ NYL, 7/23/22)					
												FTM	4 NYL at WAS 6/5/25	5 CHI vs. PHO 7/2/22					
												FTA	4 NYL at WAS 6/5/25	6 2 times (CHI @ NYL, 7/23/22)					
												OREB	1 7 times (NYL vs. PHO, 6/19/25)	4 2 times (CHI @ LAS, 7/14/22)					
												DREB	4 NYL vs. PHO 6/19/25	6 3 times (CHI vs WAS, 5/26/23)					
												TREB	5 NYL vs. PHO 6/19/25	10 CHI at LAS 7/14/22					
												ASTS	4 NYL vs. CON 6/1/25	5 CHI vs. ATL 6/17/22					
												STLS	2 NYL vs. GSV 5/27/25	4 2 times (CHI @ MIN, 5/19/23)					
												BLKS	1 3 times (NYL @ SEA, 6/22/25)	3 CHI at NYL 7/23/22					
												MINS	21 NYL at SEA 6/22/25	30 CHI vs. MIN 6/26/22					
RECENT GAMES																			
OPPONENT	W/L	MIN	FG-A	3P-A	FT-A	OR	DR	TR	A	PF	ST	TO	BS	PTS					
6/22 at SEA	L	21:24	5-8	2-3	0-0	0	2	2	0	4	0	1	1	12					
6/19 vs. PHO	L	8:47	0-2	0-0	0-0	1	4	5	0	1	0	1	0	0					
6/17 vs. ATL	W	5:22	0-2	0-0	0-0	0	0	0	0	2	0	0	0	0					
6/14 at IND	L	12:23	0-1	0-1	0-0	1	2	3	1	3	0	0	0	0					
6/10 vs. CHI	W	18:31	2-5	0-2	0-0	0	2	2	1	2	1	0	0	4					



#21 Isabelle Harrison

Forward • 6-3 • 183lbs • 31 • Tennessee/USA

7 Years Pro

Community Assist Award (2022). Became the third player in WNBA history to have 20+ points, 8+ rebounds and 4+ steals off the bench on 6/30/2021 vs Chicago Sky, tying her career-high in points (23). AP Comeback Player of the Year (2019). (she/her/hers)

	GP	GS	PPG	RPG	APG	SPG	BPG	MPG	FG%	3FG%	FT%	2025-26 HIGHS				CAREER HIGHS					
2025-26	12	0	2.4	2.5	0.6	0.42	0.00	7.9	.400	.200	.667	PTS	9 NYL vs. CON 6/1/25	23 2 times (DAL @ NYL, 7/5/21)							
Career	193	81	7.4	4.4	1.0	0.76	0.38	18.4	.462	.194	.764	FGM	4 NYL vs. CON 6/1/25	10 2 times (DAL @ WAS, 8/26/21)							
												FGA	7 NYL at WAS 6/5/25	18 CHI vs. DAL 9/8/24							
POINTS			REB			AST		BLK		STL		3FGM	1 NYL vs. CON 6/1/25	1 7 times (NYL vs. CON, 6/1/25)							
	10+	20+	30+	10+	10+	10+	3+	3+				3FGA	1 5 times (NYL vs. ATL, 6/17/25)	2 2 times (CHI @ CON, 9/19/24)							
												FTM	2 NYL at SEA 6/22/25	8 DAL vs. IND 8/20/21							
2025-26	--	--	--	--	--	--	--	1		--	--	FTA	2 3 times (NYL @ SEA, 6/22/25)	10 LVA vs. PHO 5/19/17							
RECENT GAMES																OREB	3 NYL at WAS 6/5/25	7 DAL at CON 8/18/19			
OPPONENT	W/L	MIN	FG-A	3P-A	FT-A	OR	DR	TR	A	PF	ST	TO	BS	PTS	DREB	5 NYL vs. CON 6/1/25	11 CHI at NYL 7/11/24				
6/22 at SEA	L	05:04	0-2	0-0	2-2	0	2	2	1	2	0	0	0	2	TREB	6 NYL vs. CON 6/1/25	13 2 times (DAL @ CON, 8/18/19)				
6/19 vs. PHO	L	03:46	0-0	0-0	1-2	0	0	0	0	2	0	0	0	1	ASTS	2 NYL vs. GSV 5/27/25	6 LVA vs. CHI 6/30/17				
6/17 vs. ATL	W	3:26	0-1	0-1	0-0	0	1	1	0	0	0	0	0	0	STLS	3 NYL vs. CON 6/1/25	4 3 times (DAL vs. MIN, 5/21/22)				
6/14 at IND	L	07:51	1-2	0-0	0-0	2	2	4	1	0	0	0	0	2	BLKS	--	5 DAL at ATL 5/24/19				
6/10 vs. CHI	W	15:58	0-3	0-1	0-0	1	4	5	1	0	0	0	0	0	MINS	17 NYL vs. CON 6/1/25	38 DAL at WAS 8/28/21				





5 Years Pro

	GP	GS	PPG	RPG	APG	SPG	BPG	MPG	FG%	3FG%	FT%	2025-26 HIGHS				CAREER HIGHS				
2025-26	12	12	20.4	4.1	5.2	1.75	0.42	31.2	.434	.330	.915	PTS	34 2 times (NYL vs. ATL, 6/17/25)				37 NYL at ATL 6/9/23			
Career	155	151	16.7	5.5	5.9	1.00	0.35	31.4	.407	.361	.907	FGM	12 NYL vs. ATL 6/17/25				13 NYL vs. MIN 6/5/22			
												FGA	21 NYL vs. GSV 5/29/25				24 NYL vs. MIN 6/5/22			
												3FGM	6 NYL vs. GSV 5/29/25				8 NYL at ATL 6/9/23			
												3FGA	15 NYL vs. GSV 5/29/25				15 NYL vs. GSV 5/29/25			
												FTM	9 NYL vs. PHO 6/19/25				12 NYL at DAL 8/8/22			
												FTA	9 2 times (NYL vs. PHO, 6/19/25)				12 NYL at DAL 8/8/22			
												OREB	2 NYL vs. ATL 6/17/25				6 NYL vs. SEA 7/25/23			
												DREB	7 NYL vs. LVA 5/17/25				13 NYL vs. CHI 6/12/22			
												TREB	7 2 times (NYL vs. ATL, 6/17/25)				13 3 times (NYL @ LVA, 7/6/22)			
												ASTS	7 2 times (NYL vs. CHI, 6/10/25)				16 NYL vs. PHO 7/31/22			
												STLS	4 NYL vs. CHI 6/10/25				4 3 times (NYL vs. CHI, 6/10/25)			
												BLKS	2 2 times (NYL vs. CHI, 6/10/25)				3 2 times (NYL vs. MIN, 7/28/23)			
												MINS	38 NYL vs. ATL 6/17/25				42 NYL vs. ATL 6/30/22			
RECENT GAMES																				
OPPONENT	W/L	MIN	FG-A	3P-A	FT-A	OR	DR	TR	A	PF	ST	TO	BS	PTS						
6/22 at SEA	L	DND - Injury																		
6/19 vs. PHO	L	34:52	3-16	1-10	9-9	1	5	6	6	1	3	5	0	16						
6/17 vs. ATL	W	38:16	12-20	4-8	6-8	2	5	7	5	0	3	3	0	34						
6/14 at IND	L	37:34	11-20	4-10	8-9	1	1	2	4	2	1	2	0	34						
6/10 vs. CHI	W	27:16	9-14	2-6	3-3	0	1	1	7	0	4	1	2	23						



3 Years Pro

	GP	GS	PPG	RPG	APG	SPG	BPG	MPG	FG%	3FG%	FT%					
2025-26	13	1	6.5	2.2	1.3	0.69	0.31	19.6	.407	.302	.000	PTS	18 NYL vs. GSV 5/27/25	23 NYL vs. SEA 6/19/22		
Career	91	16	7.8	1.7	2.2	0.59	0.13	20.6	.432	.381	.806	FGM	7 NYL at SEA 6/22/25	9 NYL vs. SEA 6/19/22		
												FGA	13 NYL at SEA 6/22/25	15 NYL vs. ATL 6/13/23		
												3FGM	6 NYL vs. GSV 5/27/25	6 2 times (NYL vs. GSV, 5/27/25)		
												3FGA	11 NYL vs. GSV 5/27/25	11 NYL vs. GSV 5/27/25		
												FTM	--	5 NYL vs. CON 9/1/23		
												FTA	--	6 NYL vs. CON 9/1/23		
												OREB	2 2 times (NYL vs. ATL, 6/17/25)	4 NYL vs. CON 8/30/19		
												DREB	5 NYL at SEA 6/22/25	5 3 times (NYL @ SEA, 6/22/25)		
												TREB	6 NYL vs. ATL 6/17/25	6 2 times (NYL vs. ATL, 6/17/25)		
												ASTS	6 NYL vs. CON 6/1/25	9 NYL at LVA 7/6/22		
												STLS	4 NYL vs. GSV 5/27/25	4 2 times (NYL vs. GSV, 5/27/25)		
												BLKS	1 4 times (NYL @ SEA, 6/22/25)	2 NYL at CON 7/24/19		
												MIN3	36 NYL at SEA 6/22/25	38 NYL vs. ATL 6/30/22		
RECENT GAMES																
OPPONENT	W/L	MIN	FG-A	3P-A	FT-A	OR	DR	TR	A	PF	ST	TO	BS	PTS		
6/22 at SEA	L	36:09	7-13	3-9	0-0	0	5	5	1	1	1	4	1	17		
6/19 vs. PHO	L	21:48	3-8	0-5	0-0	0	2	2	0	2	1	0	1	6		
6/17 vs. ATL	W	19:27	1-5	0-3	0-0	2	4	6	2	1	0	3	0	2		
6/14 at IND	L	18:20	4-8	2-6	0-0	0	2	2	0	1	1	2	0	10		
6/10 vs. CHI	W	18:36	1-6	1-5	0-0	0	2	2	1	1	0	0	0	3		



9 Years Pro

											2025-26 HIGHS					CAREER HIGHS								
	GP	GS	PPG	RPG	APG	SPG	BPG	MPG	FG%	3FG%	FT%													
2025-26	9	9	12.1	9.6	2.3	0.56	1.11	22.9	.475	.438	.655	PTS	26 NYL at IND 5/24/25					34 NYL at LVA 6/15/24						
Career	281	236	13.3	8.5	1.9	0.83	1.35	25.5	.515	.378	.788	FGM	9 NYL at IND 5/24/25					12 3 times (NYL @ LVA, 6/15/24)						
												FGA	15 NYL at IND 5/24/25					23 CON at CHI 6/29/22						
POINTS												REB		AST		BLK		STL						
	10+	20+	30+	10+	10+	3+	3+	DBL-DBL	TPL-DBL															
2025-26	7	1	--	6	--	1	--	6	--															
RECENT GAMES																								
OPPONENT	W/L	MIN	FG-A	3P-A	FT-A	OR	DR	TR	A	PF	ST	TO	BS	PTS										
6/22 at SEA	L	NWT - Injury																						
6/19 vs. PHO	L	8:52	1-1	0-0	0-0	0	4	4	0	0	0	2	1	2										
6/17 vs. ATL	W	25:29	4-10	2-4	0-0	4	6	10	2	1	1	0	0	10										
6/14 at IND	L	NWT - Injury																						
6/10 vs. CHI	W	DND - Injury																						



#8 Nyara Sabally

Center • 6-5 • 204lbs • 25 • Oregon/Germany

2 Years Pro

Women's Basketball Super League Champion with Fenerbahçe S.K. (2025). WNBA Champion with New York Liberty (2024). Olympian (2024). (she/her/hers)

	GP	GS	PPG	RPG	APG	SPG	BPG	MPG	FG%	3FG%	FT%	2025-26 HIGHS				CAREER HIGHS			
2025-26	7	4	7.1	5.6	0.7	1.29	1.00	20.2	.513	.000	.833	PTS	10 NYL at IND 6/14/25	14 2 times (NYL vs. ATL, 9/19/24)					
Career	66	4	3.8	3.2	0.4	0.55	0.50	11.4	.514	.133	.738	FGM	5 NYL at IND 6/14/25	5 3 times (NYL @ IND, 6/14/25)					
												FGA	12 NYL at IND 6/14/25	12 NYL at IND 6/14/25					
												3FGM	--	1 2 times (NYL vs. CHI, 6/4/23)					
												3FGA	3 NYL at IND 6/14/25	3 NYL at IND 6/14/25					
												FTM	2 4 times (NYL @ SEA, 6/22/25)	6 NYL at WAS 9/17/24					
												FTA	3 NYL vs. PHO 6/19/25	7 NYL at WAS 9/17/24					
												OREB	4 2 times (NYL @ IND, 6/14/25)	4 3 times (NYL @ IND, 6/14/25)					
												DREB	7 NYL at SEA 6/22/25	8 2 times (NYL @ LAS, 8/28/24)					
												TREB	9 2 times (NYL @ SEA, 6/22/25)	10 NYL at LAS 8/28/24					
												ASTS	1 5 times (NYL vs. ATL, 6/17/25)	3 NYL at LAS 8/15/24					
												STLS	4 NYL at IND 6/14/25	4 NYL at IND 6/14/25					
												BLKS	2 3 times (NYL @ SEA, 6/22/25)	2 9 times (NYL @ SEA, 6/22/25)					
												MINS	31 NYL at SEA 6/22/25	31 NYL at SEA 6/22/25					
RECENT GAMES																			
OPPONENT	W/L	MIN	FG-A	3P-A	FT-A	OR	DR	TR	A	PF	ST	TO	BS	PTS					
6/22 at SEA	L	30:48	3-9	0-1	2-2	2	7	9	0	1	0	3	2	8					
6/19 vs. PHO	L	26:51	3-6	0-0	1-3	2	5	7	0	3	0	3	0	7					
6/17 vs. ATL	W	17:38	3-4	0-0	2-2	0	3	3	1	2	2	1	2	8					
6/14 at IND	L	30:36	5-12	0-3	0-0	4	5	9	1	4	4	2	2	10					
6/10 vs. CHI	W	14:52	4-4	0-0	1-1	1	2	3	1	1	1	0	0	9					



#0 Jaylyn Sherrod

Guard • 5-7 • 125lbs • 23 • Colorado/USA

1 Year Pro

WNBA Champion with New York Liberty (2024). USA Basketball 3x3 Women's National Team development camp invitee (2024). Three-Time Pac-12 All-Defensive selection with Colorado. (she/her/hers)

	GP	GS	PPG	RPG	APG	SPG	BPG	MPG	FG%	3FG%	FT%	2025-26 HIGHS				CAREER HIGHS				
2025-26	10	0	1.7	0.9	0.8	0.70	0.00	6.5	.294	.222	.714	PTS	8 NYL at SEA 6/22/25	8 2 times (NYL @ SEA, 6/22/25)						
Career	20	0	1.8	0.6	0.7	0.50	0.05	5.1	.387	.267	.615	FGM	2 2 times (NYL @ SEA, 6/22/25)	3 NYL vs. ATL 9/19/24						
												FGA	5 NYL vs. CON 6/1/25	5 2 times (NYL vs. CON, 6/1/25)						
POINTS					REB	AST	BLK	STL					3FGM	1 2 times (NYL @ SEA, 6/22/25)	1 4 times (NYL @ SEA, 6/22/25)					
	10+	20+	30+	10+	10+	3+	3+	DBL-DBL	TPL-DBL				3FGA	3 2 times (NYL @ SEA, 6/22/25)	3 2 times (NYL @ SEA, 6/22/25)					
2025-26	--	--	--	--	--	--	1	--	--				FTM	3 NYL at SEA 6/22/25	3 NYL at SEA 6/22/25					
												FTA	3 2 times (NYL @ SEA, 6/22/25)	4 NYL vs. ATL 9/19/24						
RECENT GAMES												OREB	1 2 times (NYL vs. CHI, 6/10/25)	1 4 times (NYL vs. CHI, 6/10/25)						
OPPONENT	W/L	MIN	FG-A	3P-A	FT-A	OR	DR	TR	A	PF	ST	TO	BS	PTS	DREB	3 NYL at SEA 6/22/25	3 NYL at SEA 6/22/25			
6/22 at SEA	L	14:22	2-4	1-3	3-3	0	3	3	3	2	2	0	0	8	TREB	3 NYL at SEA 6/22/25	3 NYL at SEA 6/22/25			
6/19 vs. PHO	L	2:57	0-0	0-0	0-0	0	0	0	0	2	0	0	0	0	ASTS	3 NYL at SEA 6/22/25	3 NYL at SEA 6/22/25			
6/17 vs. ATL	W	8:30	0-1	0-0	0-0	0	1	1	0	1	0	1	0	0	STLS	3 NYL vs. CON 6/1/25	3 NYL vs. CON 6/1/25			
6/14 at IND	L	00:27	0-0	0-0	0-0	0	0	0	0	0	0	0	0	0	BLKS	--	1 NYL vs. DAL 8/22/24			
6/10 vs. CHI	W	10:00	0-3	0-1	0-0	1	1	2	2	3	2	2	0	0	MINS	18 NYL vs. CON 6/1/25	18 NYL vs. CON 6/1/25			



#30 Breanna Stewart


Forward • 6-4 • 170lbs • 30 • Connecticut/USA

9 Years Pro

4-time WNBA Champion (2018, 2020, 2024). All-WNBA First Team (2018, 2020, 2021, 2022, 2023, 2024). WNBA All-Star (2017, 2018, 2021, 2022, 2023, 2024). Olympic Gold Medalist (2016, 2020, 2024). Two-time WNBA MVP (2018, 2023). (she/her/hers)

	GP	GS	PPG	RPG	APG	SPG	BPG	MPG	FG%	3FG%	FT%	2025-26 HIGHS				CAREER HIGHS			
2025-26	13	13	20.8	5.5	3.7	1.31	1.15	31.3	.524	.211	.813	PTS	35 NYL vs. PHO 6/19/25	45 NYL vs. IND 5/21/23					
Career	248	248	21.0	8.5	3.2	1.43	1.41	32.5	.472	.355	.836	FGM	11 NYL vs. PHO 6/19/25	15 3 times (NYL @ IND, 8/13/23)					
												FGA	18 NYL vs. ATL 6/17/25	28 SEA at DAL 5/22/21					
												3FGM	3 NYL vs. PHO 6/19/25	6 2 times (NYL @ MIN, 8/26/23)					
												3FGA	5 2 times (NYL @ WAS, 5/30/25)	10 NYL at IND 8/13/23					
												FTM	15 NYL vs. GSV 5/29/25	15 2 times (NYL vs. GSV, 5/29/25)					
2025-26	13	7	1	1	--	1	4		1		--	FTA	19 NYL vs. GSV 5/29/25	19 NYL vs. GSV 5/29/25					
RECENT GAMES												OREB	2 2 times (NYL @ SEA, 6/22/25)	6 2 times (NYL vs. MIN, 9/15/24)					
OPPONENT	W/L	MIN	FG-A	3P-A	FT-A	OR	DR	TR	A	PF	ST	TO	BS	PTS	DREB	10 NYL at WAS 6/5/25	17 SEA at LVA 8/22/20		
6/22 at SEA	L	36:38	6-14	0-2	6-7	2	7	9	7	1	0	5	2	18	TREB	11 NYL at WAS 6/5/25	18 2 times (NYL vs. MIN, 9/15/24)		
6/19 vs. PHO	L	37:13	11-17	3-4	10-11	0	3	3	2	1	3	6	0	35	ASTS	7 2 times (NYL @ SEA, 6/22/25)	9 2 times (SEA @ LAS, 9/4/20)		
6/17 vs. ATL	W	36:13	8-18	1-3	6-7	1	5	6	4	3	0	2	1	23	STLS	3 4 times (NYL vs. PHO, 6/19/25)	6 2 times (NYL vs. CON, 5/27/23)		
6/14 at IND	L	37:31	7-15	0-2	10-14	0	5	5	2	3	3	3	0	24	BLKS	3 NYL vs. GSV 5/29/25	6 2 times (NYL vs. LAS, 6/22/24)		
6/10 vs. CHI	W	27:23	8-14	0-2	2-3	0	7	7	5	2	0	1	2	18	MINS	38 NYL at IND 6/14/25	41 SEA vs. CHI 5/25/18		





22
KENNEDY BURKE
GUARD




9
NATASHA CLOUD
GUARD



1
MARQUESHA DAVIS
GUARD




13
LEONIE FIEBICH
FORWARD




7
REBEKAH GARDNER
GUARD




21
ISABELLE HARRISON
FORWARD



20
SABRINA IONESCU
GUARD



23
MARINE JOHANNÈS
GUARD



35
JONQUEL JONES
CENTER



8
NYARA SABALLY
CENTER



0
JAYLYN SHERROD
GUARD



30
BREANNA STEWART
FORWARD



PLAYER MILESTONES



PLAYER	FTM	N	DA	PTS	N	DA	REB	N	DA	AST	N	DA	STL	N	DA	BLK	N	DA	GAMES	N	DA	3FGM	N	DA
Ionescu, S.	500	42	--	2,500	--	6/14/25	1,000	143	--	1,000	87	--	100	--	5/20/24	--	--	--	100	--	8/24/23	500	88	--
Burke, K.	100	--	6/14/25	500	--	7/6/24	250	16	--	100	--	5/29/25	100	9	--	--	--	--	100	--	6/2/24	100	17	--
Stewart, B.	1,400	53	--	6,000	310	--	2,500	157	--	900	33	--	400	15	--	400	2	--	300	26	--	500	59	--
Cloud, N.	600	87	--	2,500	--	5/24/25	1,000	22	--	1,700	94	--	300	--	5/27/25	--	--	--	300	1	--	300	6	--
Davis, K.	--	--	--	--	--	--	--	--	--	--	--	--	--	--	--	--	--	--	--	--	--	--	--	--
Davis, M.	--	--	--	--	--	--	--	--	--	--	--	--	--	--	--	--	--	--	--	--	--	--	--	--
Fiebich, L.	--	--	--	--	--	--	--	--	--	--	--	--	--	--	--	--	--	--	--	--	--	--	--	--
Gardner, R.	--	--	--	--	--	--	--	--	--	--	--	--	--	--	--	--	--	--	--	--	--	--	--	--
Harrison, I.	300	--	9/17/24	1,500	--	6/30/24	1,000	10	--	200	--	7/11/24	200	35	--	100	7	--	200	--	9/13/24	--	--	--
Johannès, M.	--	--	--	500	--	7/23/23	--	--	--	200	--	6/10/25	--	--	--	--	--	--	100	9	--	100	--	6/29/23
Jones, J.	800	97	--	4,000	228	--	2,500	95	--	600	65	--	200	--	9/3/23	400	19	--	300	16	--	300	--	9/12/24
Sabally, N.	--	--	--	--	--	--	250	36	--	--	--	--	--	--	--	--	--	--	--	--	--	--	--	--
Sherrod, J.	--	--	--	--	--	--	--	--	--	--	--	--	--	--	--	--	--	--	--	--	--	--	--	--

"N" = Needs, "DA" = Date Acquired

