



New York Liberty (9-0) @ Indiana Fever (4-5)



Saturday, June 14th, 2025 — Gainbridge Fieldhouse — 3:00 pm EDT — Regular Season Game #10 — Away Game #5

TV: ABC

Follow the Liberty PR Department on X: @nylibertyPR and @NYL_Stats

2024 WNBA CHAMPIONS | 2023 COMMISSIONER'S CUP CHAMPIONS

PROBABLE STARTING LINEUP

PLAYER / 2025-26 REGULAR SEASON AVERAGES

#22 Kennedy Burke F • 6-1 • UCLA/USA • 5th Season

GP/GS	PPG	RPG	APG	SPG	BPG	MPG
9/1	9.9	3.0	1.2	0.9	0.7	21.4

#30 Breanna Stewart F • 6-4 • Connecticut/USA • 9th Season

GP/GS	PPG	RPG	APG	SPG	BPG	MPG
9/9	19.0	5.4	3.7	1.2	1.3	28.7

#35 Jonquel Jones C • 6-6 • George Washington/Bahamas • 9th Season

GP/GS	PPG	RPG	APG	SPG	BPG	MPG
7/7	13.9	10.3	2.7	0.6	1.3	24.6

#20 Sabrina Ionescu G • 5-11 • Oregon/USA • 5th Season

GP/GS	PPG	RPG	APG	SPG	BPG	MPG
9/9	17.9	3.8	5.2	1.6	0.6	29.3

#9 Natasha Cloud G • 5-10 • St. Joseph's (PA)/USA • 10th Season

GP/GS	PPG	RPG	APG	SPG	BPG	MPG
9/9	9.4	3.8	6.2	1.9	0.7	26.8

Marquesha Davis (Mar-QWEE-Shuh); **Leonie Fiebich** (Lay-oh-knee FEE-bich ["ich" like "rich"]); **Sabrina Ionescu** (yo-NESS-coo); **Marine Johannes** (Jo-han-ess); **Nyara Sabaly** (Knee-ARE-uh SAH-buh-lee); **Jaylyn Sherrod** (SURE-rod); **Breanna Stewart** (bree-ANN-uh [NOT bree-ON-uh])

2025-26 REGULAR SEASON LIBERTY RECORDS

	RECORD	HOME	ROAD	OT
OVERALL	9-0	5-0	4-0	--
WESTERN	3-0	3-0	--	--
EASTERN	6-0	2-0	4-0	--

STREAKS

OVERALL	Won 9
HOME	Won 5
ROAD	Won 4

MATCHUP QUICK HITS

New York enters Saturday's contest against Indiana with sole possession of the No. 1 spot in the WNBA, a franchise-best 9-0 record, and 3-0 Commissioner's Cup record with a +75 point differential. A win tonight would match the Liberty's longest winning streak in franchise history (10 games — done twice, most recently August 8 through September 9, 2017). New York can become just the fourth team in WNBA history to win each of its first 10 games, joining Minnesota in 2012 (10-0), Los Angeles in 2016 (11-0) and the Lynx again in 2016 (13-0).

The Liberty earned a hard-fought 90-88 win in their last meeting with Indiana on May 24 at Gainbridge Fieldhouse. In a game that saw 14 lead changes and 15 ties, the Liberty overcame a season-high 12-point deficit (80-68 with 8:35 in the fourth) by closing on a 22-8 run. Saturday marks the 93rd all-time regular season between the Liberty and Fever — Indiana leads the series, 50-42.

Jonquel Jones finished with a season-high 26 points (9/15 FG), 12 rebounds, three assists, a steal and a block in 36 minutes on May 24 against the Fever. This marked her second of WNBA league-lead-tying five double-doubles this season, and it was the first in a streak of four-straight games with 10+ points and 10+ rebounds.

Natasha Cloud contributed 16 points (6/9 FG, 2/5 3FG), seven rebounds, six assists, five steals and two blocks in 35 minutes last time out against Indiana. She joined Tina Charles (5/24/16 vs. CON), Breanna Stewart (2x) and Courtney Vandersloot (9/3/23 at CHI) as the only Liberty players to record 15+ points, five or more rebounds, five-plus assists, five or more steals and multiple blocks in a single game. Cloud enters Saturday ranked fifth in the WNBA in steals per game (1.9) and sixth in assists per game (6.2) among qualified players.

The Liberty set a new WNBA record for most 3-pointers made in a regular season game with 19 made triples (19/34 - 55.9%) on May 22 at Chicago. New York later matched its record-setting mark on June 1 in a win over Connecticut (19/32 - 59.4%). The Liberty defeated Connecticut, 100-48, which set a new franchise record for margin of victory in a game.

The Liberty have hit 104 threes in their first nine games this season, which is good for the most by a WNBA team through nine games in league history. New York's +171 point differential and 23.4 net rating are also all-time WNBA records through the first nine games of a season.

Cloud (1,578) is tied with Cappie Pondexter on the WNBA's all-time assists leaderboard. **Sabrina Ionescu** (2,498 in 152) is two points shy of 2,500 career points.

2025 REGULAR SEASON SCHEDULE

DATE	OPPONENT	SCORE	RECORD
5/17	vs. Aces	92-78 W	1-0
5/22	@ Sky	99-74 W	2-0
5/24	@ Fever	90-88 W	3-0
5/27	vs. Valkyries	95-67 W	4-0
5/29	vs. Valkyries	82-77 W	5-0
5/30	@ Mystics	85-63 W	6-0
6/1	vs. Sun	100-52 W	7-0
6/5	@ Mystics	86-78 W	8-0
6/10	vs. Sky	85-66 W	9-0
6/14	@ Fever	3:00 pm	--
6/17	vs. Dream	7:00 pm	--
6/19	vs. Mercury	7:00 pm	--
6/22	@ Storm	7:00 pm	--
6/25	@ Valkyries	10:00 pm	--
6/27	@ Mercury	10:00 pm	--
6/29	@ Dream	3:00 pm	--
7/3	vs. Sparks	7:00 pm	--
7/6	vs. Storm	1:00 pm	--
7/8	vs. Aces	8:00 pm	--
7/13	vs. Dream	3:00 pm	--
7/16	vs. Fever	7:30 pm	--
7/22	vs. Fever	8:00 pm	--
7/25	vs. Mercury	7:30 pm	--
7/26	vs. Sparks	7:00 pm	--
7/28	@ Wings	8:00 pm	--
7/30	@ Lynx	8:00 pm	--
8/1	@ Sun	7:30 pm	--
8/3	@ Sun	1:00 pm	--
8/5	vs. Wings	7:00 pm	--
8/8	@ Wings	7:30 pm	--
8/10	vs. Lynx	12:30 pm	--
8/12	@ Sparks	10:00 pm	--
8/13	@ Aces	9:30 pm	--
8/16	@ Lynx	2:00 pm	--
8/19	vs. Lynx	7:00 pm	--
8/21	vs. Sky	7:00 pm	--
8/23	@ Dream	2:00 pm	--
8/25	vs. Sun	7:00 pm	--
8/28	vs. Mystics	7:00 pm	--
8/30	@ Mercury	10:00 pm	--
9/2	@ Valkyries	10:00 pm	--
9/5	@ Storm	10:00 pm	--
9/9	vs. Mystics	7:00 pm	--
9/11	@ Sky	8:00 pm	--



NO.	PLAYER	POS.	HT.	BIRTHDATE	PRIOR TO WNBA/HOME COUNTRY	WNBA EXP.
22	Kennedy Burke	G	6-1	02/14/1997	UCLA/USA	5
9	Natasha Cloud	G	5-10	02/22/1992	St. Joseph's (PA)/USA	10
1	Marquesha Davis	G	6-0	05/29/2001	Mississippi/USA	1
13	Leonie Fiebich	F	6-4	01/10/2000	/Germany	2
7	Rebekah Gardner	G	6-1	07/09/1990	UCLA/USA	2
21	Isabelle Harrison	F	6-3	09/27/1993	Tennessee/USA	7
20	Sabrina Ionescu	G	5-11	12/06/1997	Oregon/USA	5
23	Marine Johannès	G	5-10	01/21/1995	/France	3
35	Jonquel Jones	C	6-6	01/05/1994	George Washington/Bahamas	9
8	Nyara Sabally	C	6-5	02/26/2000	Oregon/Germany	2
0	Jaylyn Sherrod	G	5-7	10/21/2001	Colorado/USA	1
30	Breanna Stewart	F	6-4	08/27/1994	Connecticut/USA	9

STAFF

Head Coach	Sandy Brondello (she/her)
Assistant Coach	Olaf Lange (he/him)
Assistant Coach	Sonia Raman (she/her)
Assistant Coach	Zach O'Brien (he/him)
Head Athletic Trainer	Theresa Acosta (she/her)

PRONUNCIATION GUIDE

Marquesha Davis (Mar-QWEE-Shuh); **Leonie Fiebich** (Lay-oh-knee FEE-bich ["ich" like "rich"]); **Sabrina Ionescu** (yo-NESS-coo); **Marine Johannès** (Jo-han-ess); **Nyara Sabally** (Knee-ARE-uh SAH-buh-lee); **Jaylyn Sherrod** (SURE-rod); **Breanna Stewart** (bree-ANN-uh [NOT bree-ON-uh])
Coaches: **Sandy Brondello** (braun-DELL-oh), **Olaf Lange** (Lang)

HOW THE LIBERTY WERE BUILT

FREE AGENTS

- 2025** - Kennedy Burke (Re-signed on February, 1, 2025.)
- Isabelle Harrison (Signed as free agent on Feb. 21, 2025.)
- Marine Johannès (Re-signed with New York Liberty on Mar. 21, 2025.)
2024 - Jaylyn Sherrod (Signed rest of season contract on Aug. 16, 2024.)
2023 - Breanna Stewart (Resigned with the New York Liberty on March 26, 2025.)

OBTAINED VIA TRADE

- 2024** - Natasha Cloud (Acquired via trade from CON on March 16, 2025)
- Rebekah Gardner (Acquired via trade from CHI in 2024)
2023 - Leonie Fiebich (Acquired player rights from CHI via four-team trade)
- Jonquel Jones (Re-signed with New York Liberty February 16, 2024)

OBTAINED VIA DRAFT

- 2024** - Marquesha Davis (Drafted No. 11 overall by New York Liberty)
2022 - Nyara Sabally (Drafted No. 5 overall in 2022 WNBA Draft)
2020 - Sabrina Ionescu (Re-signed with New York Liberty on May 15, 2023)

NUMERICAL ROSTER

0 Jaylyn Sherrod	20 Sabrina Ionescu
1 Marquesha Davis	21 Isabelle Harrison
7 Rebekah Gardner	22 Kennedy Burke
8 Nyara Sabally	23 Marine Johannès
9 Natasha Cloud	30 Breanna Stewart
13 Leonie Fiebich	35 Jonquel Jones

STATUS REPORT

- Jonquel Jones - **QUESTIONABLE** (R. Ankle)
Leonie Fiebich - **OUT/NWT** (Overseas Commitment)

LIBERTY PREGAME AVAILABILITY: 90-60 Minutes on Game Clock (Begins at 1:28:30 PM ET)

90-75 Minutes	80-65 Minutes	75-60 Minutes
Kennedy Burke	Sabrina Ionescu	Jonquel Jones
Natasha Cloud	Breanna Stewart	
Marquesha Davis		
Rebekah Gardner		
Marine Johannès		
Isabelle Harrison		
Nyara Sabally		
Jaylyn Sherrod		

OFFICIAL SCORER'S REPORT
FINAL BOX

Officials: #16 Isaac Barnett, #7 Angelica Suffren, #26 Angel Kent

Game Duration: 1:49
Attendance: 16081

	POS	MIN	FG	FGA	3P	3PA	FT	FTA	OR	DR	TOT	A	PF	ST	TO	BS	+/-	PTS
5 Angel Reese	F	31:10	8	13	1	3	0	1	4	7	11	3	2	2	5	0	-8	17
9 Rebecca Allen	F	20:52	0	3	0	2	0	0	0	5	5	1	1	0	1	0	-21	0
10 Kamilla Cardoso	C	18:37	4	8	0	0	0	0	4	5	9	2	0	0	3	0	0	8
24 Rachel Banham	G	26:58	1	6	1	5	0	0	0	1	1	5	3	0	0	0	-4	3
7 Ariel Atkins	G	30:30	5	11	0	4	1	2	1	3	4	0	2	3	5	0	-15	11
1 Elizabeth Williams		21:03	2	7	0	0	0	0	1	3	4	4	2	0	3	2	-17	4
2 Hailey Van Lith		15:35	1	5	1	3	2	2	0	0	0	2	0	1	2	0	-10	5
11 Kia Nurse		20:18	3	6	1	3	1	2	0	1	1	0	0	0	0	1	-26	8
21 Maddy Westbeld		06:55	1	4	0	1	0	0	0	1	1	0	0	1	2	0	-9	2
12 Michaela Onyenwere		08:02	3	3	2	2	0	0	0	1	1	1	1	0	1	0	15	8
		200:00	28	66	6	23	4	7	10	27	37	18	11	7	22	3	-19	66
				42.4%		26.1%		57.1%		TM REB: 8					TOT TO: 22 (20 PTS)			

	POS	MIN	FG	FGA	3P	3PA	FT	FTA	OR	DR	TOT	A	PF	ST	TO	BS	+/-	PTS
13 Leonie Fiebich	F	24:15	2	6	1	4	1	2	0	1	1	0	2	1	0	0	18	6
30 Breanna Stewart	F	27:23	8	14	0	2	2	3	0	7	7	5	2	0	1	2	14	18
8 Nyara Sabally	C	14:52	4	4	0	0	1	1	1	2	3	1	1	0	0	0	12	9
20 Sabrina Ionescu	G	27:16	9	14	2	6	3	3	0	1	1	7	0	4	1	2	30	23
9 Natasha Cloud	G	18:49	2	8	1	5	0	0	1	2	3	3	3	2	2	1	14	5
22 Kennedy Burke		21:47	6	8	3	3	0	0	0	3	3	2	1	2	3	0	12	15
7 Rebekah Gardner		18:31	2	5	0	2	0	0	0	2	2	1	2	1	0	0	5	4
23 Marine Johannès		18:36	1	6	1	5	0	0	0	2	2	1	1	0	0	0	4	3
21 Isabelle Harrison		15:58	0	3	0	1	0	0	1	4	5	1	0	0	0	0	0	0
0 Jaylyn Sherrod		10:00	0	3	0	1	0	0	1	1	2	2	3	2	2	0	-9	0
1 Marquesha Davis		02:33	0	0	0	0	2	2	0	0	0	0	0	0	0	0	-5	2
35 Jonquel Jones		DND - Injury/Illness - Right Ankle																
		200:00	34	71	8	29	9	11	4	25	29	23	15	13	9	5	19	85
				47.9%		27.6%		81.8%		TM REB: 6					TOT TO: 11 (12 PTS)			

SCORE BY PERIOD	1	2	3	4	FINAL
Sky	15	17	10	24	66
LIBERTY	26	26	18	15	85

Times Tied: 0



A Recap of New York's Historic 2024 Playoff Run

First Round Sweep

The New York Liberty's playoff path began with a best-of-three series against the Atlanta Dream. The Liberty swept Atlanta via back-to-back wins at Barclays Center.

Game 1 was dominated by the Liberty, who were up by as much as 22 points and never relinquished their lead. Sabrina Ionescu and rookie Leonie Fiebich led the team in scoring, each putting up 25 points. Fiebich also became the first ever rookie with 4+ 3PM in a playoff game without a miss. Breanna Stewart put up a 24-11 double-double and got up for three blocks as the team held the Dream to shooting 18.8% from three.

Sweeping the series with a Game 2 win, New York grinded out a 9.1 net rating, with every starter finishing with a positive plus/minus. With a Sabrina Ionescu 36-point night, which tied the franchise's single-game playoff scoring record, and a Jonquel Jones 20-point, 13 rebound double-double, the Liberty fended off Atlanta's attempt to even the series.

Feeling Lucky in Las Vegas

In the 2024 Semifinals against the Las Vegas Aces, New York continued their defense of home court in the post season. With three players scoring in double figures, the Liberty powered past the Aces in Game 1. After a Jonquel Jones made three less than two minutes into the game to the final buzzer, New York held the lead in a wire-to-wire victory.

A Game 2 win featured every starter earning a defensive rating equal to or above 100.0. Sabrina Ionescu led the way with 24 points and nine rebounds.

Playing a second game in Michelob Ultra Arena after a Game 3 loss, the Liberty were determined to end the series with a Game 4 win. On the back of a Breanna Stewart double-double, the Liberty closed out the series with a resounding 14-point win.

A Finals Series for the Ages

New York's second Finals appearance in two years began with hosting the first two games in Barclays Center. After a Game 1 loss in overtime, the Liberty stormed through Game



2 to victory, shooting 45.8% from three and building up a lead by as much as 17 points. In the first two matchups, Jonquel Jones amassed a combined 38 points and 19 rebounds.

Hitting the road for Minnesota, the Liberty battled for a Game 3 win with Breanna Stewart racking up a 30-point double-double. Stewart, Betnijah Laney-Hamilton, Jonquel Jones, Sabrina Ionescu and Nyara Sabally combined for nine blocks, matching the franchise record for most blocks in a playoff game. Sabrina Ionescu called game, sinking a game-winning 28-foot 3-pointer with one second left on the shot clock.

A close Game 4 loss despite 21 points from Jones set the stage for the Game 5 face-off in Brooklyn with the series tied at 2-2. Leading the team, Jones scored 17 points and Stewart put up 3 blocks. Nyara Sabally and Leonie Fiebich combined for 26 points, including a key 5 points in overtime that guaranteed the New York Liberty their first WNBA title in franchise history and the city's first basketball title in over 50 years. Jonquel Jones was awarded the 2024 Finals Most Valuable Player award after tallying 89 points, 38 rebounds, 11 assists and 4 blocks in the series.

All Eyes on the Liberty

A New York Liberty attendance record was set when over 18,000 fans gathered in the arena to watch the Liberty bring New York its first

professional basketball championship since 1973.

The Finals series averaged 1.6 million viewers, garnering the highest rating in 25 years. This mark was a 115% increase from the 2023 WNBA Finals. Games 3, 4 and 5 were the most watched WNBA Finals games that aired on cable. Viewership for Game 5 peaked at 3.3 million, with its television rating doubling the previous record for a Game 5 Finals matchup.

Canyon of Heroes History

Thousands upon thousands of fans showered the 2024 WNBA Champions with ticker tape and support as the New York Liberty's championship parade made its way down the renowned Canyon of Heroes. The Liberty joined New York sports history as they took the famous same path taken by winners of World Cups, Stanley Cups, Super Bowls and World Series titles.

A massive crowd of seafoam gathered for the first parade celebrating a NY professional sports team since the New York Giants' Super Bowl in 2012. The parade was followed by a ceremony at City Hall with the New York Liberty receiving the key to New York City.

On May 16, the Liberty had a permanent plaque installed and unveiled at 250 Broadway Street, commemorating their spot among this city's all-time legendary championship winning teams.

Reflecting the New York Liberty's commitment to excellence and honoring Brooklyn were at the forefront of the design process for renowned bespoke diamond jewelry creator, Jason of Beverly Hills and Brooklyn-based designers, Dynasty and Soull Ogun of L'Enchanteur. The championship celebrates one of the WNBA's original franchises winning their first-ever title, New York City's first professional basketball championship since 1973 and serves as a tribute to the spirit, core values and city that the franchise represents.



More than six carats of white diamonds reflect the six years of Joe and Clara Wu Tsai's ownership of the Liberty. Eleven black diamonds represent the team's 2024 playoff wins, while 32 points of black diamonds honor the Liberty's franchise-record tying 32 regular season wins as they became the first WNBA to win 30+ games in back-to-back seasons.



The single diamond in the trophy represents the New York Liberty's first WNBA title.



An image of a budding leaf breaking through a crack in the concrete pays homage to 'The Concrete Jungle' that the Liberty calls home while symbolizing the beginning of the Liberty's championship chapter. The 28 points of Paraiba in the leaf symbolize the team's 28 seasons in the WNBA. Each player's name and jersey number complete the shank's design.



The top of the championship ring unscrews to reveal a recreation of the New York Liberty court with the team's record in each playoff series in their title run. Underneath the ring's top are a pair of earrings, providing players with everyday jewelry to remind them of their historic win.



Record-Setting Start to '25

- The New York Liberty are off to their best start to a season in franchise history (9-0). The Liberty are just the ninth team in WNBA history to begin a season 9-0.

- See the chart for a look at the best starts to a season in WNBA history (left) and the longest single season winning streaks in team history (right).

W-L	TEAMS	SEASON	STREAK	DATES
13-0	Minnesota	2016	10	8/8 – 9/3/17
11-0	Los Angeles	2016	10	7/27 – 8/19/10
10-0	Minnesota	2012	9	5/17 – 6/10/25
9-0	New York	2025	8	Three times
9-0	Five instances	--		

- The Liberty have won each of their first four road contests this season. Dating back to the end of last season, New York has won a franchise-record eight consecutive road games (8/30/24 – 6/5/25).

- New York has won six of its nine contests by double figures, including four wins of at least 20 points.

- Indiana (two) is the only other team with multiple wins off 20 or more points.
- See the chart for a look at the Liberty seasons with the most 20+ point wins.

#	TOT GP	SEASON
6	40	2023
6	40	2024
4	9	2025
3	34	2016
3	34	2017

- **LEADING THE LEAGUE:** The Liberty lead the WNBA in various offensive categories this season, including points per game (90.4), field goal percentage (47.8%), 3-point field goals per game (11.6) and 3-point percentage (37.1%).

- New York enters Saturday with the league lead in offensive rating (111.5), defensive rating (88.1), and net rating (23.4).

- New York has outscored its opponents by a league-best 19.0 points per game. See the chart for a look at the best total point differential through 10 games to begin a WNBA season (the Liberty's 10th game is tonight).

+/-	TEAM	W-L	SEASON	FINISHED
+171	New York	9-0	2025	TBD
+165	Los Angeles	10-0	2016	Champions
+143	Las Vegas	9-1	2023	Champions
+142	Minnesota	10-0	2012	Runner-Up
+127	Houston	9-1	2000	Champions
+127	Minnesota	10-0	2016	Runner-Up

- Five Liberty players currently have a plus/minus of +100 or greater (**Natasha Cloud** +164, **Sabrina Ionescu** +144, **Breanna Stewart** +141, **Leonie Fiebich** +139, and **Jonquel Jones** +121).

- The lineup of Cloud/Ionescu/Fiebich/Stewart/Jones has a net rating of +40.6 over 78 minutes played together this season – this stands as nearly double the next-highest net rating among five-player lineups with at least 50 minutes together this season (Phoenix's Thomas/Whitcomb/Westbeld/Sabally/Akoa Makani is a +23.0 over 63 minutes played).

- **FROM DISTANCE:** See the chart for a look at the most 3-pointers made by a WNBA team through its first 10 games of a season.

- *Note: tonight marks the Liberty's 10th game of the 2025 campaign.

- The Liberty have made the most triples through nine games in team history (previous high – 103 in 2021 – the previous WNBA record).

#	TEAM	GP	SEASON
113	New York	10	2021
105	Minnesota	10	2024
104	New York	9*	2025
99	Phoenix	10	2024
98	New York	10	2023





- **JUMPING AHEAD EARLY:** New York has yet to trail at halftime this season. They have held double-digit leads at the break seven times (including in each of their last four games) and have led by 20 or more after the second quarter three times.
 - The Liberty had three halftime leads of at least 20 points three times *all of last regular season*.
- **CARE FOR THE ROCK:** New York ranks second in the WNBA in assist-to-turnover ratio (1.70), trailing just Minnesota (1.71).
 - The Liberty boast the second-highest assists per game mark (23.1) while turning the ball over just 13.6 times per contest (third-lowest average in the league this season).
 - New York is currently on pace for its second-highest assists per game average in a season (first – 24.1 apg in 2023).
- **LIBS ON DEFENSE:** The Liberty have allowed just 71.4 points per game so far this season, good for the lowest average in the league (next-lowest: Minnesota's 75.7 opp. ppg).
 - New York has held its opponents to a league-best 37.2% (26.1-of-70.1) from the field.
 - The team's defensive rating through 9 games (88.1) is tenth best in league history.

Player Notes

- **JL DBL-DBLS:** **Jonquel Jones** recorded 13 points (4-of-7 FG, 3-of-4 3FG, 2-of-2 FT) and 11 rebounds in 23 minutes against Connecticut on 6/1, marking her fifth double-double this season.
 - She currently ranks tied for the league lead in double-doubles this season with Minnesota's Napheesa Collier and Atlanta's Brionna Jones.
 - Since joining New York ahead of the 2023 season, Jones has tallied 27 double-doubles, which is tied for the sixth-most in the league over that span (tied with Aliyah Boston).
 - New York is a perfect 27-0 in games where Jones notches a double-double. She joins Vickie Johnson (4-0) and Kelsey Bone (2-0) as the only Liberty players who posted multiple double-doubles with the team and an undefeated record.
 - *See the chart for a look at where Jones ranks in career double-doubles in WNBA history.*
 - On the year, Jones holds averages of 13.9 points, 10.3 rebounds, 2.7 assists, and 1.3 blocks in 24.6 minutes per game. Jones and Chicago's Angel Reese (10.1 ppg, 12.1 rpg) are the only two players in the W this season currently averaging 10.0+ ppg and 10.0+ rpg (also the only two averaging at least 10.0 rpg thus far).
- **KB FROM THREE:** Through nine games this season, **Kennedy Burke** has shot 19-of-30 (league-leading 63.3%) from beyond the arc. *See the chart for a look at where KB's shooting marks rank among qualified players this season*
 - Burke has shot a league-best 58.3 % (14-of-24) on above the break 3-pointers this season (min. 20 such 3FGA). She was 14-of-52 (26.9%) on those attempts all of last season.
- **SOPHMORE SZN:** Just six games into her second season, **Leonie Fiebich** has set a career-high in blocks (3) and matched her career-high in rebounds (9).
 - Shooting 12-25 from three, Fiebich's 3-point percentage (48.0%) currently ranks ninth in the league this season.

RANK	PLAYER	#
5th	Nneka Ogumike	111
6th	A'ja Wilson	103
7th	Tamika Catchings	96
8th	Jonquel Jones	95

STAT	#	RANK
3FG %	63.3	1st
3FGM	19	11th





- **SA-THREE-NA:** On June 5, **Sabrina Ionescu** hit two 3-pointers to become the Liberty's all-time leading 3-point scorer with 401, surpassing Crystal Robinson's 400 3-point field goals. Her career total currently stands at 403 made 3-point shots.
 - With 24 made threes on the season thus far, Sabrina Ionescu has hit the second-most shots from deep in the league.
 - Of the six players who have attempted at least 60 3-pointers, Ionescu's 33.3% success rate is the second highest percentage.
 - The 5/29 contest against the Washington Mystics featured Ionescu hitting five 3-pointers in the first half, matching her career high.
- **STEW YORK CITY:**
 - With 171 points on the season, **Breanna Stewart** is the league's ninth leading scorer. This is her second-best scoring start to her Liberty career, second only to 2023's 211-point start.
 - Stewart is one of only four players averaging at least 19.0 points, 5.0 rebounds, 3.0 assists, and 1.0 blocks per game.
 - Stewart's 19.0 points per game ranks seventh in the league and Ionescu's 17.9 ppg is 10th among qualifying players. Only three teams (NYL, LAS, LVA) have multiple players ranked in the top ten.

PLAYER	PPG	REB	AST	BLK
A'ja Wilson	20.9	9.6	4.0	2.6
Breanna Stewart	19.0	5.4	3.7	1.3
Caitlin Clark	19.0	6.0	9.3	1.0
Napheesa Collier	25.4	8.9	3.7	1.6

Career Milestones

- **Sabrina Ionescu** is the Liberty's fifth leader in all-time field goals made with 830 made shots from the floor. She joins Vickie Johnson, Crystal Robinson, Cappie Pondexter, and Tina Charles as the only Liberty players to surpass 800 field goals.
- **Natasha Cloud** currently ranks ninth in WNBA history in total assists (1,578). She shares that spot with Cappie Pondexter and is 56 dimes away from Candace Parker in the No. 8 spot with 1,634 assists.
- **Jonquel Jones** ascended to No. 20 on the WNBA's all-time leader in rebounds. After seven appearances in 2025, her career count of 2,391 rebounds. With 46 more boards, she'll pass Alyssa Thomas for the No. 19 ranking.
- *See the chart for a look at where Ionescu and Stewart currently rank in career points in Liberty history.*
 - With at least two points against the Indiana Fever on June 14, Ionescu will reach the 2,500 milestone in 153 games. This would make her the third fastest Liberty player to achieve this feat, after Cappie Pondexter (130) and Tina Charles (133).
- This season, **Breanna Stewart** reached 5,590 career points. She achieved the 5,500 point milestone in 266 games, which ties Diana Taurasi for the league's record for fastest to this mark.
- **Stewart** and **Jones** have climbed the ranks of the Liberty's all-time leaders in blocks. Stewart's 123 blocks as a Liberty player ranks sixth behind Shameka Christon (133), and Jones' 110 swats is the ninth most, tied with Rebecca Allen and three shy of Janel McCarville (113).

RANK	PLAYER	PTS	RANK	PLAYER	PTS
1st	Tina Charles	3,739	6th	Crystal Robinson	2,301
2nd	Vickie Johnson	3,248	7th	Shameka Christon	2,295
3rd	Cappie Pondexter	2,970	8th	Breanna Stewart	1,867
4th	Sabrina Ionescu	2,498	9th	Tari Phillips	1,826
5th	Becky Hammon	2,367	10th	Essence Carson	1,790





Team Milestones

- New York defeated Connecticut, 100-52, on 6/1 at Barclays Center. This marked the largest margin of victory in Liberty history, surpassing a 43-point win (88-45) over Washington on August 13, 1998. It is also the second-largest win in league history, behind Minnesota's 111-52 victory over Indiana on August 18, 2017.
- New York drilled 19 3-pointers on 5/22 at Chicago, setting a new single-game WNBA record, before matching that total on 6/1 against Connecticut.
 - *See the chart for the highest 3-point field goal percentage in a single game (min. 30 3FGA) all-time (**bold = this season**).*

3FG %	3FG-3FGA	TEAM	DATE
.600	18-of-30	Seattle	8/12/20 vs. Atlanta
.594	19-of-32	New York	6/1/25 vs. Connecticut
.581	18-of-31	New York	7/6/22 at Las Vegas
.559	19-of-34	New York	5/22/25 at Chicago
.548	17-of-31	Washington	6/11/24 at Atlanta





CHAMPIONSHIP DNA

After bringing home the franchise's first championship, the New York Liberty's 2025 roster will include players responsible for 73.2% of the minutes in the team's playoff run.

The two lineups most used in the championship pursuit posted plus/minus ratings of +3.9 and +9.0 and will return all but one player for the start of the season.

The Liberty maintained home court dominance throughout their journey to securing a championship, posting a 6-1 record at Barclays Center.

THE HOTTEST TICKET IN TOWN

Attendance at Barclays Center for New York Liberty games surged over 63% from 2023 to the 2024. Last season, home games attendance averaged over 12,500.

The Liberty earned the honor of playing back-to-back WNBA Finals series in Barclays Center. In the 2023 Finals matchup against the Las Vegas Aces, games in Brooklyn, NY drew an average of 16,997 fans. During the 2024 series, on their path to besting the Minnesota Lynx, an average of 17,956 Liberty fans filled the arena.

On October 20, 2024, a Liberty franchise attendance record at Barclays Center was set when 18,090 fans packed the arena to watch the New York Liberty win Game 5 and clinch their first ever WNBA Championship.

THE WIZARD'S RETURN

While **Marine Johannès'** creative passing and acrobatics at the rim cannot be quantified or captured on a stat sheet, her shooting ability certainly can. Her career 3-point percentage ranks her amongst the top 7 active WNBA players (minimum 20 3PM).

Marine was in contention for the 2023 Sixth Player of the Year award, but her outings as a starter were impactful. She averaged 10.6 points in those starting appearances, including leading the team in scoring with 18 points against the Atlanta Dream.

National team commitments called Johannès back to France during the 2024 season. In an Olympic tournament run that resulted in a silver medal, she put up 24 points versus Germany to advance to the penultimate matchup against Team USA.

CLOUDY DAYS ARE HERE

The WNBA saw a whirlwind of movement during the offseason, including the addition of **Natasha Cloud** to the New York Liberty.

In 26 of her 38 starts last season, she accumulated at least 10 assists. Eight of those outings resulted in a double-double.

Cloud's 2024 campaign was laden with achievements, including a career-high scoring performance with 31 points, finishing top 4 in assists, top 10 in minutes played and a nomination to the league's All-Defensive 2nd Team.





IZZY SZN

The Liberty's offseason moves continued with the acquisition of forward **Isabelle Harrison** who is coming off a career best defensive performance with the Chicago Sky.

Harrison saw her defensive rating jump to 104.8 while she averaged 16.3 minutes per game. She posted her best assist-to-turnover ratio in six years (0.69). Her career-high of 11 defensive rebounds came against the New York Liberty in Barclays last season

BEK IS BACK

Acquired by the New York Liberty in 2024, **Rebekah Gardner** will make her first appearance in seafoam this season. In her 2022 debut, Gardner made the WNBA's All-Rookie Team and put up a top 8 field goal percentage of 54.2%. In her two seasons with the Chicago Sky, she posted offensive ratings of 101.4 (2022) and 94.2 (2023).

SABRINA/STEWART SCORING SPREE

A championship season saw **Sabrina Ionescu** and **Breanna Stewart** climb the ranks of the Liberty's franchise scoring records, with both firmly established in the top ten.

After Stewart's 2024 scoring performance, she now sits atop the Liberty's scoring average leaders (21.7). In 16 of her 38 appearances in the 2024 regular season, she tallied at least 20 points.

The Liberty's record for made 3-pointers is well within Sabrina Ionescu's grasp, with her total a mere 21 short of franchise history. Sixteen was a lucky number for this pair, as Ionescu also racked up 20+ point performances in as many games. Her 2024 season ranks her in the league's top 3 3-pointers performances, only being outdone by Diana Taurasi in 2006....and herself in 2023.

BLOCK PARTY IN BROOKLYN

2024 Finals MVP **Jonquel Jones** teamed up with **Breanna Stewart** to both rank in the top 6 number of blocks in 2024, 50 and 48, respectively. Their defensive dominance resulted in both players averaging 1.3 blocks per game and taking their place in the Liberty's top 10 list for blocks in the playoffs (7 and 19, respectively).

Jones' elevated for 50 blocks last season, leading the team and placing herself amongst the top 4 league leaders in the category.

Breanna Stewart set a franchise record for blocks in a regular season game (6) and in a playoff game (4) in Game 3 of the 2024 WNBA Finals.





PHENOMENAL FIEBICH

Leonie Fiebich enters the 2025 WNBA season fresh off winning a championship in Spain's LF Endesa with Valencia Basket Club.

Her rookie season with New York saw her make the 2024 WNBA All-Rookie team as she consistently contributed to the Liberty's championship season. Voting for 2024's Sixth Player of the Year Award ended with Leonie Fiebich finishing in second place, the highest rookie consideration for the award since 2009.

Out of the 26 first year players last season, only five were featured in all 40 regular season games. Leonie was among them and her scoring efficiency stood above the rest. She led that group in field goal percentage (47.8%), effective field goal percentage (62.4%), and true shooting (62.4%).

Her 3-point percentage (43.3%) and single season plus/minus (+279) rank second among the WNBA's all-time debut performances.

Fiebich's postseason performance added her name to the WNBA's rookie record book. She put up 128 points during her first postseason run, second most by a rookie in the WNBA playoffs. In the span of 11 games, Fiebich hit 25 3-pointers, the third fastest player to do so in the WNBA postseason. In Game 1 of the Finals, she hit five shots from beyond the arc, making her the first rookie to sink that many from three in a Finals matchup.



2024-25 REGULAR SEASON	PPG	OPP. PPG	FG%	3FG%	FT%	RPG	APG	SPG	TO	BPG
Liberty	85.6	76.5	.448	.349	.814	36.6	22.8	7.90	13.8	4.48
Fever	85.0	87.7	.456	.356	.775	35.1	20.4	5.88	15.3	4.33



2024-25 REGULAR SEASON INDIVIDUAL BESTS	2024-25 REGULAR SEASON FEVER BESTS	2024-25 REGULAR SEASON TEAM
Points 31 Breanna Stewart @ IND 5/16/24	Points 22 Caitlin Clark vs. IND 5/18/24	Biggest Win 36 @ IND 5/16/24, vs. IND 6/2/24
Rebounds 13 Jonquel Jones vs. IND 6/2/24	Rebounds 12 Caitlin Clark @ IND 7/6/24	Biggest Loss 5 @ IND 7/6/24
Assists 7 Courtney Vandersloot vs. IND 6/2/24	Assists 13 Caitlin Clark @ IND 7/6/24	

ALL-TIME SERIES FACTS	NEW YORK VS INDIANA
Longest Win Streak	9 wins, 06/01/22-06/02/24
Biggest Win	36 points: 104-68, 06/02/24
Biggest Loss	33 points: 44-77, 08/08/06
Most Points Scored	104 points, 104-68, 06/02/24
Most Points Allowed	98 points, 77-98 @ IND, 09/01/16
Top Scorer (NYL)	Breanna Stewart: 45 pts, 90-73, 05/21/23
Top Scorer (IND)	Erica Wheeler: 33 pts @ NYL, 81-76, 08/08/17

2025-26 REGULAR SEASON VS. FEVER			2024-25 REGULAR SEASON VS. FEVER			SERIES HISTORY VS. FEVER				
DATE	SITE	TIME/RESULT	DATE	SITE	RESULT		ALL-TIME	STREAKS	LAST WIN	LAST LOSS
5/24/25	Indiana	1:00 pm	5/16/24	Indiana	W, 102-66	Overall	41-50	Lost 1	6/2/24	7/6/24
6/14/25	Indiana	3:00 pm	5/18/24	New York	W, 91-80	Home	24-21	Won 5	6/2/24	5/13/22
7/16/25	New York	7:30 pm	6/2/24	New York	W, 104-68	Road	17-27	Lost 1	5/16/24	7/6/24
7/22/25	New York	8:00 pm	7/6/24	Indiana	L, 78-83					

CONNECTIONS

Sandy Brondello coached Fever guard-forward **DeWanna Bonner** on the way to winning the 2014 WNBA Championship with the Phoenix Mercury. **Isabelle Harrison** and **Bonner** both represented the Phoenix Mercury in 2016. **Harrison** and Indiana forward-center **Brianna Turner** shared the court for the Chicago Sky in 2024. **Kennedy Burke** spent the first two seasons of her WNBA career (2019-20) with the Indiana Fever, whose roster included guard **Kelsey Mitchell**. Indiana forward **Natasha Howard** played for the New York Liberty in 2021 and 2022. Fever guard **Sydney Colson** suited up for the New York Liberty in the 2011 season.

MOST RECENT MATCHUP

FEVER 83, LIBERTY 78 – JULY 6, 2024 – GAINBRIDGE FIELDHOUSE – INDIANAPOLIS, IN – GAME #21 (17-4, 7-3 AWAY)																			
TEAM	1	2	3	4	OT	FINAL	FG	FGA	FG%	3FG%	FT%	OR	DR	TR	A	PF	ST	TO	BS
NYL	18	20	24	16	-	78	29	71	.408	.238	.625	8	23	31	20	11	7	10	1
IND	24	15	16	28	-	83	32	67	.478	.292	.857	7	34	41	20	15	6	15	2
TEAM	HIGH PTS			HIGH REB			HIGH AST			TEAM	HIGH PTS			HIGH REB			HIGH AST		
NYL	S. Ionescu: 22			J. Jones: 12			B. Stewart: 6			IND	C. Clark: 19			C. Clark: 12			C. Clark: 13		



2025-26 REGULAR SEASON	PPG	OPP. PPG	FG%	3FG%	FT%	RPG	APG	SPG	TO	BPG
Dream	83.8	78.4	.424	.311	.762	38.3	20.4	5.67	13.4	5.00
Liberty	90.4	71.4	.478	.371	.819	35.7	23.1	9.67	13.6	5.33



2024-25 REGULAR SEASON INDIVIDUAL BESTS			2024-25 REGULAR SEASON DREAM BESTS			2024-25 REGULAR SEASON TEAM		
Points	26	Sabrina Ionescu @ ATL 6/23/24	Points	24	Allisha Gray vs. ATL 6/30/24	Biggest Win	21	@ ATL 6/23/24
Rebounds	12	Breanna Stewart vs. ATL 6/30/24	Rebounds	12	Tina Charles vs. ATL 6/30/24	Biggest Loss	11	vs. ATL 9/19/24
Assists	11	Sabrina Ionescu @ ATL 6/23/24	Assists	9	Jordin Canada vs. ATL 6/30/24			

ALL-TIME SERIES FACTS		NEW YORK VS ATLANTA	
Longest Win Streak		9 wins, 06/01/22-06/02/24	
Biggest Win		36 points: 104-68, 06/02/24	
Biggest Loss		33 points: 44-77, 08/08/06	
Most Points Scored		104 points: 104-68, 06/02/24	
Most Points Allowed		98 points: 77-98 @ IND, 09/01/16	
Top Scorer (NYL)		Breanna Stewart: 45 pts, 90-73, 05/21/23	
Top Scorer (ATL)		Erica Wheeler: 33 pts @ NYL, 81-76, 08/08/17	

2025-26 REGULAR SEASON VS. DREAM			2024-25 REGULAR SEASON VS. DREAM			SERIES HISTORY VS. DREAM				
DATE	SITE	TIME/RESULT	DATE	SITE	RESULT		ALL-TIME	STREAKS	LAST WIN	LAST LOSS
6/17/25	New York	7:00 pm	6/6/24	Atlanta	W, 78-61	Overall	41-50	Lost 1	6/30/24	9/19/24
6/29/25	Atlanta	3:00 pm	6/23/24	Atlanta	W, 96-75	Home	24-21	Lost 1	6/30/24	9/19/24
7/13/25	New York	3:00 pm	6/30/24	New York	W, 81-75	Road	17-27	Won 6	6/23/24	6/29/21
8/23/25	Atlanta	2:00 pm	9/19/24	New York	L, 67-78					

CONNECTIONS

Sandy Brondello coached Atlanta center **Brittney Griner** for most of **Griner's** time with the Phoenix Mercury, 2014-2021. During that run, **Griner** shared the court with **Isabelle Harrison** (2016), and **Brondello** coached Dream forward **Nia Coffey** and guard **Shatori Walker-Kimbrough** in 2020. **Harrison** played with **Coffey** for the then-San Antonio Stars in 2017. **Walker-Kimbrough** played with **Jonquel Jones** for the Connecticut Sun in 2021. New York's **Jones** teamed up with Atlanta forward **Brianna Jones** in Connecticut from 2017 to 2022. Dream guard **Jordin Canada** has spent four seasons alongside **Kennedy Burke**, as the pair played together at UCLA from 2015 to 2018 and for the Seattle Storm in 2021. The Liberty's **Harrison** teamed up with Atlanta guard **Allisha Gray** for the Dallas Wings from 2019 to 2022. **Natasha Cloud** was in Washington, D.C. for **Walker-Kimbrough's** two stints with the Washington Mystics, 2017-19 and 2021-24. **Andrew Wade** coached Atlanta's **Gray** in Unrivaled for the Laces Basketball club this past winter. **Natasha Cloud** and **Sabrina Ionescu** played with the Dream's **Griner** for Phantom Basketball Club in the debut Unrivaled season.

MOST RECENT MATCHUP

LIBERTY 91, DREAM 82 – SEPTEMBER 24, 2024 – BARCLAYS CENTER – BROOKLYN, NY – GAME #2 (2-0, 2-0 HOME)																			
TEAM	1	2	3	4	OT	FINAL	FG	FGA	FG%	3FG%	FT%	OR	DR	TR	A	PF	ST	TO	BS
ATL	28	20	16	18	-	82	35	65	.538	.368	.556	8	22	30	22	14	3	14	4
NYL	19	24	22	26	-	91	35	71	.493	.333	.929	11	20	31	24	12	6	9	3
TEAM	HIGH PTS		HIGH REB		HIGH AST		TEAM	HIGH PTS		HIGH REB		HIGH AST							
NYL	S. Ionescu: 36		J. Jones: 13		S. Ionescu: 9		ATL	A. Gray: 26		N. Hillmon: 10		J. Canada: 11							





LIBERTY 85, SKY 66 – JUNE 10, 2025 – BARCLAYS CENTER – BROOKLYN, NY – GAME #9 (9-0, 5-0 HOME)

TEAM	1	2	3	4	OT	FINAL	FG	FGA	FG%	3FG%	FT%	OR	DR	TR	A	PF	ST	TO	BS
CHI	15	17	10	24	-	66	28	66	.424	.261	.571	10	27	37	18	11	7	22	3
NYL	26	26	18	15	-	85	34	71	.479	.276	.818	4	25	29	23	15	13	11	5
TEAM	HIGH PTS			HIGH REB			HIGH AST			TEAM	HIGH PTS			HIGH REB			HIGH AST		
NYL	S. Ionescu: 23			B. Stewart: 7			S. Ionescu: 7			CHI	A. Reese: 17			A. Reese: 11			R. Banham: 5		

1Q: New York held Chicago scoreless through the 5:49 mark. Chicago rallied for 15 points but ended the quarter down by 11 points...**Sabrina Ionescu**: 4/7 FGM for 10 points.

2Q: Chicago's 8 turnovers and New York's 5 steals contributed to the Liberty leading by 20 points going into the second half...NYL: 4/10 3PM; CHI: 1/4 3PM.

3Q: With 3 blocks from **Natasha Cloud** and **Breanna Stewart** and the Sky shooting 23.8% from the field to New York's 46.7%, the Liberty cruised into the fourth quarter leading 70-42...**Stewart**: 2 blocks; CHI: 0 blocks

4Q: While the Sky had their highest scoring performance of the night, it was not enough to overtake the Liberty's lead...NYL: 4 steals; CHI: 2 steals.

Game: The Liberty extended their undefeated streak to 9-0, which marks the franchise's best start to the season. **Natasha Cloud** tied Cappie Poindexter for the No. 9 spot on the WNBA's all-time assist leaders list (1,578). **Kennedy Burke** currently leads the WNBA in three-point percentage (63.3%, 19-30). In her first WNBA career start, **Nyara Sabally** totaled a season-high nine points on a perfect 4-4 from the field. **Marine Johannès** reached 200 assists in her four seasons in the WNBA.

LIBERTY 86, MYSTICS 78 – JUNE 5, 2025 – CAREFIRST ARENA – WASHINGTON, DC – GAME #8 (8-0, 4-0 AWAY)

TEAM	1	2	3	4	OT	FINAL	FG	FGA	FG%	3FG%	FT%	OR	DR	TR	A	PF	ST	TO	BS
NYL	17	32	24	13	-	86	26	61	.426	.357	.800	8	28	36	15	23	10	15	3
WAS	22	12	23	21	-	78	29	67	.433	.263	.625	12	27	39	20	24	3	15	2
TEAM	HIGH PTS			HIGH REB			HIGH AST			TEAM	HIGH PTS			HIGH REB			HIGH AST		
NYL	B. Stewart: 26			B. Stewart: 11			S. Ionescu: 7			WAS	K. Iriafen: 17			S. Austin: 11			B. Sykes: 5		

1Q: The Liberty led for the first 6:50 of the quarter, holding Washington to less than 10 points until the 4:43 mark. The Mystics went on a 12-4 run to close the first period...New York Liberty: 3 3PM; Washington Mystics: 1 3PM.

2Q: Shooting 10/17 from the floor as a team, New York regained the lead, putting up 32 points, a franchise-high this season. With only four field goals, Washington was unable to hold their advantage...**Breanna Stewart**: 9 pts, 3/5 FG.

3Q: In a close scoring quarter (Liberty 24-23), NYL maintained their lead, holding off WAS's attempt at a comeback...**Kennedy Burke** 2/2 3P; Washington: 1/3 3P.

4Q: The Mystics got within four points of the Liberty; NY put up their second-best fourth-quarter defensive rating of the season (105.0) to hold their lead. New York Liberty: 3 blocks; Washington: 0 blocks.

Game: The Liberty's 8-0 record is the franchise's best to start the season. **Sabrina Ionescu**: 401 career 3PM, NYL all-time leader. **Breanna Stewart**: 8th all-time NYL scorer, 20th all-time WNBA scorer.

LIBERTY 100, SUN 52 – JUNE 1, 2025 – BARCLAYS CENTER – BROOKLYN, NY – GAME #7 (7-0, 4-0 HOME)

TEAM	1	2	3	4	OT	FINAL	FG	FGA	FG%	3FG%	FT%	OR	DR	TR	A	PF	ST	TO	BS
CON	13	15	8	16	-	52	19	61	.311	.214	.889	10	16	26	11	17	8	21	0
NYL	31	29	30	10	-	100	33	53	.623	.594	.882	2	30	32	29	18	11	19	3
TEAM	HIGH PTS		HIGH REB		HIGH AST		TEAM	HIGH PTS		HIGH REB		HIGH AST							
NYL	S. Ionescu: 18		J. Jones: 11		N. Cloud: 7		CON	T. Charles/J. Sheldon: 10		O. Nelson-Ododa/H. Peters: 5		H. Peters: 3							

1Q: New York allowed only 13 points, third-lowest 1Q point total in the WNBA this season. In the last 2:37, New York went on a 10-0 run to end the quarter with an 18-point lead...New York: 7/12 3PM, WNBA most made threes in the first quarter this season as of June 9.

2Q: The Liberty never relinquished their lead, extending it to 32 points, the highest first-half lead in the WNBA this season...NY: 76.9% FGM, a league-high for the second quarter, as of June 6.

3Q: A 17-0 run kicked off the third quarter for New York. CT put up 8 points to NY's 30...NY: 6/8 3PM; CT: 2/8 3PM.

4Q: The Sun put up 16 points, their highest quarterly output of the game, but the Liberty maintained their lead throughout the fourth quarter...NY reserve players scored 10 points, tying a team-high this season.

Game: The margin of victory (48 points) is the second-largest point difference in WNBA history. NYL tied their own WNBA record for most 3PM (19). **Jonquel Jones** registered her 27th double-double with NYL, New York is undefeated in those games.

LIBERTY 85, MYSTICS 63 – MAY 30, 2025 – CAREFIRST ARENA – WASHINGTON, DC – GAME #6 (6-0, 3-0 AWAY)

TEAM	1	2	3	4	OT	FINAL	FG	FGA	FG%	3FG%	FT%	OR	DR	TR	A	PF	ST	TO	BS
NYL	27	17	22	19	-	85	29	68	.426	.263	.850	9	37	46	23	15	6	12	8
WAS	17	15	16	15	-	63	21	74	.284	.250	.944	8	28	36	13	14	8	13	1
TEAM	HIGH PTS			HIGH REB			HIGH AST			TEAM	HIGH PTS			HIGH REB			HIGH AST		
NYL	S. Ionescu: 28			J. Jones: 18			B. Stewart: 7			WAS	B. Sykes: 20			K. Iriafen: 7			S. Sutton/B. Sykes: 3		

1Q: There were two lead changes, but New York held Washington below 15 points for the first 9:29. The Liberty ended the period with a 10-point lead...NYL: 2 blocks, 7 points off turnovers; WAS: 0 blocks, 2 points off turnovers.

2Q: Washington fell 2 points short of matching New York's second quarter scoring performance as New York built up a lead by as many as 14 points...**Sabrina Ionescu**: 3/4 FGM for 7 points

3Q: Despite an 11-5 run in Washington's favor opening the quarter, New York never gave up their edge. Leonie Fiebich and Jonquel Jones combined for two blocks as the Liberty posted a defensive rating of 115.0...NYL: 11 defensive rebounds, WAS: 5 defensive rebounds

4Q: New York and Washington traded buckets for most of the fourth quarter, but New York's lead was too much for Washington to overcome...NY: 7/15 FGM, 5 assists; WAS: 5/18 FGM, 2 assists.

Game: **Leonie Fiebich** registered a career-high in blocks (3) and tied her career-high in rebounds (9). **Jonquel Jones** tied Rebecca Allen for eighth as the New York Liberty's all-time leader in blocks (110). **Sabrina Ionescu** shot 9-16 from the field, becoming NYL's No. 9 all-time leader in FGM.



PLAYER	GP-GS	MIN	MPG	FG-ATT	FG%	3FG-ATT	3FG%	FT-FTA	FT%	OFF	DEF	TOT/AVG	AST	APG	PF-D	STL	SPG	TO	BLK	BPG	PTS	AVG
Stewart, B.	9-9	259	28.7	56-104	.538	4-27	.148	55-68	.809	5	44	49/5.4	33	3.7	18-55	11	1.22	14	12	1.33	171	19.0
Ionescu, S.	9-9	264	29.3	53-126	.421	24-72	.333	31-33	.939	2	32	34/3.8	47	5.2	9-30	14	1.56	19	5	0.56	161	17.9
Jones, J.	7-7	172	24.6	33-69	.478	12-28	.429	19-29	.655	13	59	72/10.3	19	2.7	18-27	4	0.57	13	9	1.29	97	13.9
Burke, K.	9-1	193	21.4	30-52	.577	19-30	.633	10-13	.769	5	22	27/3.0	11	1.2	14-10	8	0.89	12	6	0.67	89	9.9
Cloud, N.	9-9	241	26.8	30-69	.435	12-36	.333	13-14	.929	2	32	34/3.8	56	6.2	28-14	17	1.89	18	6	0.67	85	9.4
Fiebich, L.	9-9	217	24.1	21-39	.538	12-25	.480	6-8	.750	7	27	34/3.8	5	0.6	21-8	8	0.89	11	4	0.44	60	6.7
Johannès, M.	9-0	159	17.7	18-47	.383	14-40	.350	0-0	.000	3	10	13/1.4	14	1.6	11-1	6	0.67	11	2	0.22	50	5.6
Gardner, R.	9-0	126	14.0	17-28	.607	5-10	.500	8-8	1.000	5	10	15/1.7	9	1.0	15-7	6	0.67	3	2	0.22	47	5.2
Harrison, I.	8-0	75	9.3	11-25	.440	1-4	.250	1-2	.500	6	17	23/2.9	5	0.6	11-3	5	0.63	6	0	0.00	24	3.0
Sabally, N.	3-1	35	11.8	6-8	.750	0-0	.000	5-5	1.000	5	6	11/3.7	3	1.0	7-5	3	1.00	0	1	0.33	17	5.7
Sherrod, J.	6-0	39	6.5	3-12	.250	1-6	.167	2-4	.500	2	3	5/0.8	5	0.8	8-6	5	0.83	5	0	0.00	9	1.5
Davis, M.	7-0	20	2.9	0-2	.000	0-2	.000	4-4	1.000	1	3	4/0.6	1	0.1	1-2	0	0.00	3	1	0.14	4	0.6
LIBERTY	9	1,794	199.3	278-581	.478	104-280	.371	154-188	.819	56	265	321/35.7	208	23.1	161-168	87	9.67	115	48	5.33	814	90.4
OPPONENTS	9	1,794	199.3	235-631	.372	71-233	.305	102-144	.708	101	228	329/36.6	157	17.4	168-161	58	6.44	147	15	1.67	643	71.4
PLAYER		MIN	FG	ATT	FG%	3FG	ATT	3FG%	FT	FTA	FT%	OFF	DEF	TOT	AST	PF	FD	STL	TO	BLK	PTS	
Davis, M.		8	--	1 (2)	--	--	1 (2)	--	2 (2)	2 (2)	1.000 (2)	1	2	2 (2)	1	1	1 (2)	--	2	1	2 (2)	
Sherrod, J.		18	2	5	.400	1	3	.333	1 (2)	3	1.000	1 (2)	1 (3)	2 (2)	2	3 (2)	4	3	2 (2)	--	6	
Gardner, R.		20	4 (2)	6 (2)	1.000 (2)	1 (5)	2 (3)	1.000 (3)	4	4	1.000 (3)	1 (5)	3	4	4	5	2 (2)	2	1 (3)	1 (2)	11	
Sabally, N.		15	4	4 (2)	1.000	--	--	--	2 (2)	2 (2)	1.000 (3)	4	3	5	1 (3)	4	3	2	--	1	9	
Cloud, N.		35	8	17	1.000	4	7	1.000	5	6	1.000 (4)	1 (2)	6 (2)	7	10	5	4	5	4	2 (2)	22	
Fiebich, L.		32	4 (2)	6	.800 (2)	3	4 (3)	.750	2 (2)	2 (4)	1.000 (2)	3	8	9	1 (5)	4	2 (2)	3	3 (2)	3	13	
Ionescu, S.		37	9 (2)	21	.667	6	15	.667	6	7	1.000 (7)	1 (2)	7	7	7 (2)	3 (2)	5 (2)	4	4 (2)	2 (2)	28	
Harrison, I.		17	4	7	.667 (3)	1	1 (4)	1.000	1	2	.500	3	5	6	2	5	2	3	2 (3)	--	9	
Burke, K.		28	6	8	.833	4 (2)	5	1.000 (3)	3	4 (2)	1.000 (3)	2	6	7	2 (5)	4	3	3	4	2	17	
Johannès, M.		22	6	11	.750	6	11	.667	--	--	--	2	2 (4)	2 (5)	6	3	1	4	4	1 (2)	18	
Stewart, B.		36	10 (2)	16	.800	2	5 (2)	.500 (2)	15	19	1.000 (4)	2	10	11	7	4 (2)	16	3 (2)	4	3	27	
Jones, J.		36	9	15	.667	3 (2)	6	.750 (2)	6	7	1.000	4 (2)	15	18	6	4 (2)	6	2	3 (3)	4	26	
LIBERTY		200 (9)	37	74	.623	19 (2)	38	.594	25	32	.941	9 (2)	37 (2)	50	30	23	25	14	19 (2)	9	100	
OPPONENTS		200 (9)	35	82	.449	11 (3)	34	.407	17	25	.944	15 (2)	29	51	25	25	23	10	23	4	88	



NYL	OPP	NYL		OPP		NYL		OPP		BIGGEST LEAD	BIGGEST LEAD	TOTAL.	TOTAL.
DATE	OPPONENT	OVERALL REC	W/L	1ST HALF	1ST HALF	POINT DIFF.	2ND HALF	2ND HALF	POINT DIFF.				
5/17	Las Vegas	1-0	W	47	33	14	45	45	0	17	2	92	78
5/22	at Chicago	2-0	W	53	32	21	46	42	4	31	3	99	74
5/24	at Indiana	3-0	W	55	46	9	35	42	-7	15	12	90	88
5/27	Golden State	4-0	W	48	29	19	47	38	9	33	0	95	67
5/29	Golden State	5-0	W	37	37	0	45	40	5	6	4	82	77
5/30	at Washington	6-0	W	44	32	12	41	31	10	22	2	85	63
6/1	Connecticut	7-0	W	60	28	32	40	24	16	57	0	100	52
6/5	at Washington	8-0	W	49	34	15	37	44	-7	16	6	86	78
6/10	Chicago	9-0	W	52	32	20	33	34	-1	34	0	85	66
6/14	at Indiana	--	--	--	--	--	--	--	--	--	--	--	--
6/17	Atlanta	--	--	--	--	--	--	--	--	--	--	--	--
6/19	Phoenix	--	--	--	--	--	--	--	--	--	--	--	--
6/22	at Seattle	--	--	--	--	--	--	--	--	--	--	--	--
6/25	at Golden State	--	--	--	--	--	--	--	--	--	--	--	--
6/27	at Phoenix	--	--	--	--	--	--	--	--	--	--	--	--
6/29	at Atlanta	--	--	--	--	--	--	--	--	--	--	--	--
7/3	Los Angeles	--	--	--	--	--	--	--	--	--	--	--	--
7/6	Seattle	--	--	--	--	--	--	--	--	--	--	--	--
7/8	Las Vegas	--	--	--	--	--	--	--	--	--	--	--	--
7/13	Atlanta	--	--	--	--	--	--	--	--	--	--	--	--
7/16	Indiana	--	--	--	--	--	--	--	--	--	--	--	--
7/22	Indiana	--	--	--	--	--	--	--	--	--	--	--	--
7/25	Phoenix	--	--	--	--	--	--	--	--	--	--	--	--
7/26	Los Angeles	--	--	--	--	--	--	--	--	--	--	--	--
7/28	at Dallas	--	--	--	--	--	--	--	--	--	--	--	--
7/30	at Minnesota	--	--	--	--	--	--	--	--	--	--	--	--
8/1	at Connecticut	--	--	--	--	--	--	--	--	--	--	--	--
8/3	at Connecticut	--	--	--	--	--	--	--	--	--	--	--	--
8/5	Dallas	--	--	--	--	--	--	--	--	--	--	--	--
8/8	at Dallas	--	--	--	--	--	--	--	--	--	--	--	--
8/10	Minnesota	--	--	--	--	--	--	--	--	--	--	--	--
8/12	at Los Angeles	--	--	--	--	--	--	--	--	--	--	--	--
8/13	at Las Vegas	--	--	--	--	--	--	--	--	--	--	--	--
8/16	at Minnesota	--	--	--	--	--	--	--	--	--	--	--	--
8/19	Minnesota	--	--	--	--	--	--	--	--	--	--	--	--
8/21	Chicago	--	--	--	--	--	--	--	--	--	--	--	--
8/23	at Atlanta	--	--	--	--	--	--	--	--	--	--	--	--
8/25	Connecticut	--	--	--	--	--	--	--	--	--	--	--	--
8/28	Washington	--	--	--	--	--	--	--	--	--	--	--	--
8/30	at Phoenix	--	--	--	--	--	--	--	--	--	--	--	--
9/2	at Golden State	--	--	--	--	--	--	--	--	--	--	--	--
9/5	at Seattle	--	--	--	--	--	--	--	--	--	--	--	--
9/9	Washington	--	--	--	--	--	--	--	--	--	--	--	--
9/11	at Chicago	--	--	--	--	--	--	--	--	--	--	--	--
2025-26 TOTALS		9-0	--	445	303	142	369	340	29	231	29	814	643
AVG/GAME		--	--	49.4	33.7	15.8	41.0	37.8	3.2	25.7	3.2	90.4	71.4

STARTING LINEUPS AND RECORDS



LIBERTY RECORD WHEN...	OVERALL	HOME	ROAD
Outrebounding opponent	4-0	3-0	1-0
Outrebounded by opponent	5-0	2-0	3-0
Tied in Rebounding	0-0	0-0	0-0
Shooting better than opponent	7-0	4-0	3-0
Shooting worse than opponent	2-0	1-0	1-0
Shooting same than opponent	0-0	0-0	0-0
More FTM than opponent	7-0	4-0	3-0
Less FTM than opponent	1-0	1-0	0-0
Same FTM than opponent	1-0	0-0	1-0
More 3FGM than opponent	7-0	4-0	3-0
Less 3FGM than opponent	1-0	1-0	0-0
Same 3FGM than opponent	1-0	0-0	1-0
More assists than opponent	6-0	4-0	2-0
Less assists than opponent	3-0	1-0	2-0
Same assists than opponent	0-0	0-0	0-0
More turnovers than opponent	1-0	0-0	1-0
Less turnovers than opponent	6-0	3-0	3-0
Same turnovers than opponent	2-0	2-0	0-0
Bench outscores opponent bench	5-0	3-0	2-0
Opponent bench outscores NYL	3-0	2-0	1-0
Bench scoring equal	1-0	0-0	1-0
Scoring less than 80 points	0-0	0-0	0-0
Scoring between 80-89 points	4-0	2-0	2-0
Scoring between 90-99 points	4-0	2-0	2-0
Scoring between 100-109	1-0	1-0	0-0
Scoring 110 or more points	0-0	0-0	0-0
Opponent scores less than 80	8-0	5-0	3-0
Opponent scores between 80-89	1-0	0-0	1-0
Opponent scores between 90-99	0-0	0-0	0-0
Opponent scores between 100-109	0-0	0-0	0-0
Opponent scores 110 or more	0-0	0-0	0-0

NUMBER OF TIMES RECORDING	POINTS			REB	AST	BLK	STL	DD	TD
	10+	20+	30+						
Kennedy Burke	5	--	--	--	--	--	1	--	--
Natasha Cloud	3	1	--	--	1	--	3	--	--
Marquesha Davis	--	--	--	--	--	--	--	--	--
Leonie Fiebich	2	--	--	--	--	1	1	--	--
Rebekah Gardner	1	--	--	--	--	--	--	--	--
Isabelle Harrison	--	--	--	--	--	--	1	--	--
Sabrina Ionescu	7	4	--	--	--	--	1	--	--
Marine Johannès	1	--	--	--	--	--	1	--	--
Jonquel Jones	6	1	--	5	--	1	--	5	--
Nyara Sabally	--	--	--	--	--	--	--	--	--
Jaylyn Sherrod	--	--	--	--	--	--	1	--	--
Breanna Stewart	9	4	--	1	--	1	2	1	--

NUMBER OF TIMES LEADING TEAM IN... (INCLUDES TIES)	PTS	REB	AST	BLK	STL	MIN
Kennedy Burke	--	--	--	--	1	--
Natasha Cloud	1	--	6	2	4	2
Marquesha Davis	--	--	--	--	--	--
Leonie Fiebich	--	1	--	1	2	--
Rebekah Gardner	--	--	--	2	--	--
Isabelle Harrison	--	--	--	--	1	--
Sabrina Ionescu	3	--	2	3	2	4
Marine Johannès	--	--	--	1	1	--
Jonquel Jones	1	6	--	2	1	1
Nyara Sabally	--	--	--	--	--	--
Jaylyn Sherrod	--	--	--	--	1	--
Breanna Stewart	4	2	1	3	2	2

STARTING LINEUPS

LAST USED	GAME	FORWARD	FORWARD	CENTER	GUARD	GUARD	RECORD
5/29/25	vs. Valkyries	Fiebich, L.	Burke, K.	Stewart, B.	Ionescu, S.	Cloud, N.	1-0
6/5/25	at Mystics	Fiebich, L.	Stewart, B.	Jones, J.	Ionescu, S.	Cloud, N.	7-0
6/10/25	vs. Sky	Fiebich, L.	Stewart, B.	Sabally, N.	Ionescu, S.	Cloud, N.	1-0



TEAM RECORD				
	RECORD	HOME	ROAD	OT
OVERALL	9-0	5-0	4-0	--
EASTERN	6-0	2-0	4-0	--
WESTERN	3-0	3-0	--	--

TEAM RECORD - BY TEAM				
	RECORD	HOME	ROAD	OT
OVERALL	9-0	5-0	4-0	--
CHICAGO	2-0	1-0	1-0	--
CONNECTICUT	1-0	1-0	--	--
GOLDEN STATE	2-0	2-0	--	--
INDIANA	1-0	--	1-0	--
LAS VEGAS	1-0	1-0	--	--
WASHINGTON	2-0	--	2-0	--

HEAD COACH: SANDY BRONDELLO			
	TENURE	WON	LOSS
OVERALL:		162	93
W/ CLUB:		89	36
			PCT.
			.635
			.712

AFTER 9 GAMES: W9, L0																									
MARGIN	1	2	3	4	5	6	7	8	9	10	11	12	13	14	15	16	17	18	19	20	21	22	23	24	25
Won By:	1				1			1						1					1			1			1
Lost By:																									

MARGIN	26	27	28	29	30	31	32	33	34	35	36	37	38	39	40	41	42	43	44	45	46	47	48	49	50+
Won By:			1																					1	
Lost By:																									

AT START OF:	OVERALL	HOME	ROAD	FG%:	OVERALL	HOME	ROAD
2nd-Ahead:	7-0	4-0	3-0	-44%	3-0	1-0	2-0
-Behind:	2-0	1-0	1-0	45-49%	3-0	2-0	1-0
-Tied:	0-0	0-0	0-0	50-54%	1-0	1-0	0-0
3rd-Ahead:	8-0	4-0	4-0	55-59%	1-0	0-0	1-0
-Behind:	0-0	0-0	0-0	+60%	1-0	1-0	0-0
-Tied:	1-0	1-0	0-0				
4th-Ahead:	8-0	5-0	3-0				
-Behind:	1-0	0-0	1-0				
-Tied:	0-0	0-0	0-0				

PLAYER AND TEAM SUPERLATIVES



	NEW YORK LIBERTY		OPPONENTS	
Points	28	Sabrina Ionescu at WAS 05/30/2025	31	A'ja Wilson vs. LVA 05/17/2025
Points in a Quarter	14	Jonquel Jones (4th) at IND 05/24/2025	11	Kiki Iriafen (1st) at WAS 06/05/2025
			11	A'ja Wilson (1st) vs. LVA 05/17/2025
			11	A'ja Wilson (3rd) vs. LVA 05/17/2025
Points in a Half	18	Breanna Stewart (2nd) vs. GSV 05/29/2025	18	A'ja Wilson (2nd) vs. LVA 05/17/2025
Field Goals	10	Breanna Stewart vs. GSV 05/27/2025	12	Aliyah Boston at IND 05/24/2025
	10	Breanna Stewart vs. LVA 05/17/2025		
Field Goal Attempts	21	Sabrina Ionescu vs. GSV 05/29/2025	22	A'ja Wilson vs. LVA 05/17/2025
Field Goal Percentage	1.000	Nyara Sabally (4-4) vs. CHI 06/10/2025	1.000	Temi Fagbénlé (5-5) vs. GSV 05/27/2025
3-PT Field Goal	6	Sabrina Ionescu vs. GSV 05/29/2025	5	Rachel Banham at CHI 05/22/2025
	6	Marine Johannès vs. GSV 05/27/2025		
3-PT FG Attempts	15	Sabrina Ionescu vs. GSV 05/29/2025	12	Jackie Young vs. LVA 05/17/2025
3-PT FG Percentage	1.000	Kennedy Burke (4-4) at WAS 06/05/2025	1.000	Michaela Onyenwere (2-2) vs. CHI 06/10/2025
	1.000	Kennedy Burke (4-4) at CHI 05/22/2025	1.000	Lexie Hull (2-2) at IND 05/24/2025
			1.000	Dana Evans (2-2) vs. LVA 05/17/2025
Free Throws	15	Breanna Stewart vs. GSV 05/29/2025	9	Brittney Sykes at WAS 05/30/2025
Free Throw Attempts	19	Breanna Stewart vs. GSV 05/29/2025	10	Brittney Sykes at WAS 05/30/2025
Free Throw Percentage	1.000	Sabrina Ionescu (6-6) at WAS 05/30/2025	1.000	A'ja Wilson (8-8) vs. LVA 05/17/2025
Offensive Rebounds	4	Jonquel Jones vs. GSV 05/27/2025	8	Angel Reese at CHI 05/22/2025
	4	Jonquel Jones at IND 05/24/2025		
	4	Nyara Sabally vs. LVA 05/17/2025		
Defensive Rebounds	15	Jonquel Jones at WAS 05/30/2025	14	A'ja Wilson vs. LVA 05/17/2025
Total Rebounds	18	Jonquel Jones at WAS 05/30/2025	16	A'ja Wilson vs. LVA 05/17/2025
Assists	10	Natasha Cloud vs. GSV 05/27/2025	10	Caitlin Clark at IND 05/24/2025
Steals	5	Natasha Cloud at IND 05/24/2025	4	Kayla Thornton vs. GSV 05/27/2025
Blocks	4	Jonquel Jones at CHI 05/22/2025	2	Elizabeth Williams vs. CHI 06/10/2025
			2	Kyara Linskens vs. GSV 05/27/2025
Minutes	37:06	Sabrina Ionescu at IND 05/24/2025	37:52	Caitlin Clark at IND 05/24/2025
Points in Paint	18	Breanna Stewart vs. LVA 05/17/2025	22	Aliyah Boston at IND 05/24/2025
Second Chance Points	7	Breanna Stewart vs. GSV 05/27/2025	7	Aliyah Boston at IND 05/24/2025
Fast Break Points	12	Sabrina Ionescu vs. CON 06/01/2025	7	Kayla Thornton vs. GSV 05/27/2025

LIBERTY HIGHS	LIBERTY LOWS	CATEGORY	OPPONENTS HIGHS	OPPONENTS LOWS
100 vs. CON 06/01/2025	82 vs. GSV 05/29/2025	Points	88 at IND 05/24/2025	52 vs. CON 06/01/2025
31 vs. CON 06/01/2025	17 at WAS 06/05/2025	Points/1st Qtr.	29 at IND 05/24/2025	10 vs. GSV 05/27/2025
32 at WAS 06/05/2025	17 (2) at WAS 05/30/2025	Points/2nd Qtr.	19 (2) vs. GSV 05/29/2025	9 at CHI 05/22/2025
60 vs. CON 06/01/2025	37 vs. GSV 05/29/2025	Points/1st Half	46 at IND 05/24/2025	28 vs. CON 06/01/2025
30 vs. CON 06/01/2025	13 at IND 05/24/2025	Points/3rd Qtr.	30 at IND 05/24/2025	8 vs. CON 06/01/2025
29 vs. LVA 05/17/2025	10 vs. CON 06/01/2025	Points/4th Qtr.	24 vs. CHI 06/10/2025	12 at IND 05/24/2025
47 vs. GSV 05/27/2025	33 vs. CHI 06/10/2025	Points/2nd Half	45 vs. LVA 05/17/2025	24 vs. CON 06/01/2025
37 vs. GSV 05/27/2025	23 vs. GSV 05/29/2025	Field Goals	35 at IND 05/24/2025	19 vs. CON 06/01/2025
74 vs. GSV 05/27/2025	53 vs. CON 06/01/2025	Field Goal Attempts	82 vs. LVA 05/17/2025	61 vs. CON 06/01/2025
.623 vs. CON 06/01/2025	.377 vs. GSV 05/29/2025	Field Goal Percentage	.449 at IND 05/24/2025	.284 at WAS 05/30/2025
19 (2) vs. CON 06/01/2025	4 vs. LVA 05/17/2025	3-PT Field Goal	11 (3) vs. GSV 05/27/2025	4 at WAS 05/30/2025
38 at WAS 05/30/2025	21 vs. LVA 05/17/2025	3-PT FG Attempts	34 vs. GSV 05/29/2025	16 at WAS 05/30/2025
.594 vs. CON 06/01/2025	.190 vs. LVA 05/17/2025	3-PT FG Percentage	.407 at CHI 05/22/2025	.214 vs. CON 06/01/2025
25 at IND 05/24/2025	7 vs. GSV 05/27/2025	Free Throws	17 at WAS 05/30/2025	4 vs. CHI 06/10/2025
32 at IND 05/24/2025	11 vs. CHI 06/10/2025	Free Throw Attempts	25 at CHI 05/22/2025	7 vs. CHI 06/10/2025
.941 at CHI 05/22/2025	.538 vs. GSV 05/27/2025	Free Throw Percentage	.944 at WAS 05/30/2025	.520 at CHI 05/22/2025
9 (2) at WAS 05/30/2025	2 vs. CON 06/01/2025	Offensive Rebounds	15 (2) vs. GSV 05/29/2025	7 vs. GSV 05/27/2025
37 (2) at WAS 05/30/2025	25 (2) vs. CHI 06/10/2025	Defensive Rebounds	29 vs. LVA 05/17/2025	16 vs. CON 06/01/2025
46 at WAS 05/30/2025	28 at CHI 05/22/2025	Total Rebounds	41 (2) vs. GSV 05/29/2025	26 vs. CON 06/01/2025
30 vs. GSV 05/27/2025	15 at WAS 06/05/2025	Assists	25 vs. GSV 05/29/2025	11 vs. CON 06/01/2025
14 vs. GSV 05/27/2025	6 at WAS 05/30/2025	Steals	10 vs. GSV 05/27/2025	3 (2) at WAS 06/05/2025
11 (9) at WAS 06/05/2025	11 (9) at WAS 06/05/2025	Team Fouls	13 (9) vs. GSV 05/29/2025	13 (9) vs. GSV 05/29/2025
23 at WAS 06/05/2025	15 (2) vs. CHI 06/10/2025	Personal Fouls	25 at IND 05/24/2025	11 vs. CHI 06/10/2025
19 (2) vs. CON 06/01/2025	6 vs. LVA 05/17/2025	Turnovers	23 at CHI 05/22/2025	10 (2) at WAS 05/30/2025
9 at CHI 05/22/2025	3 (3) at WAS 06/05/2025	Blocks	4 vs. GSV 05/27/2025	0 vs. CON 06/01/2025
56 vs. LVA 05/17/2025	18 vs. GSV 05/29/2025	Points in Paint	52 at IND 05/24/2025	14 vs. CON 06/01/2025
14 vs. GSV 05/29/2025	0 (2) vs. CON 06/01/2025	Second Chance Points	16 vs. CON 06/01/2025	5 at CHI 05/22/2025
29 vs. CON 06/01/2025	9 (2) at WAS 06/05/2025	Fast Break Points	16 at WAS 05/30/2025	0 at WAS 06/05/2025
57 vs. CON 06/01/2025	6 vs. GSV 05/29/2025	Biggest Lead	12 at IND 05/24/2025	0 (3) vs. CHI 06/10/2025
37 vs. GSV 05/27/2025	9 at IND 05/24/2025	Bench Points	41 at CHI 05/22/2025	7 at IND 05/24/2025
32 vs. GSV 05/27/2025	9 vs. LVA 05/17/2025	Points Off Turnovers	19 vs. GSV 05/27/2025	7 vs. LVA 05/17/2025





BY LIBERTY

BY OPPONENT

AN INDIVIDUAL...		
38 PTS, Breanna Stewart: (NYL L, 79-88) vs. Minnesota, 09/15/24	Scored 30+ points	30 PTS, Layshia Clarendon: (NYL W, 96-89) vs. Los Angeles, 09/07/23
40 PTS, Breanna Stewart: (NYL W, 94-93) @ Dallas, 09/05/23	Scored 40+ points	53 PTS, Liz Cambage: (NYL L, 87-104) @ Dallas, 07/17/18
* Never Has Happened *	Scored 50+ points	53 PTS, Liz Cambage: (NYL L, 87-104) @ Dallas, 07/17/18
18 REB, Breanna Stewart: (NYL L, 79-88) vs. Minnesota, 09/15/24	Had 15+ Rebounds	16 REB, Angel Reese: (NYL W, 81-67) @ Chicago, 07/13/24
21 REB, Amanda Zahui B: (NYL L, 63-80) @ Las Vegas, 08/29/20	Had 20+ Rebounds	21 REB, Sylvia Fowles: (NYL W, 57-54) vs. Chicago, 07/11/10
16 AST, Sabrina Ionescu: (NYL W, 89-69) vs. Phoenix, 07/31/22	Had 15+ assists	16 AST, Courtney Vandersloot: (NYL W, 93-85) @ Chicago, 05/23/21
5 BLK, Jonquel Jones: (NYL W, 77-70) vs. Seattle, 09/05/24	Had 5+ Blocks	5 BLK, Shakira Austin: (NYL W, 85-80) @ Washington, 05/14/24
5 STL, Breanna Stewart: (NYL L, 93-99) @ Phoenix, 06/18/24	Had 5+ Steals	5 STL, DiJonai Carrington: (NYL W, 82-74) vs. Connecticut, 07/16/24
12 FGM, Breanna Stewart: (NYL L, 79-88) vs. Minnesota, 09/15/24	Made 10+ Field Goals	11 FGM, Skylar Diggins: (NYL W, 98-85) @ Seattle, 08/30/24
15 FGM, Breanna Stewart: (NYL W, 100-89) @ Indiana, 08/13/23	Made 15+ Field Goals	17 FGM, Liz Cambage: (NYL L, 87-104) @ Dallas, 07/17/18
7 3FGM, Sabrina Ionescu: (NYL L, 83-88) vs. Minnesota, 07/28/23	Made 7+ 3-Pointers	7 3FGM, Jewell Loyd: (NYL L, 83-99) vs. Seattle, 08/20/21
12 3FGM, Sabrina Ionescu: (NYL L, 79-88) vs. Minnesota, 09/15/24	10+ 3-Pointer Attempts	10 3FGM, Kelsey Plum: (NYL W, 75-71) vs. Las Vegas, 09/08/24
15 FTM, Kia Nurse: (NYL W, 98-92) @ Los Angeles, 06/15/19	Made 15+ Free Throws	15 FTM, Breanna Stewart: (NYL L, 71-79 (OT)) @ Seattle, 05/27/22
5 TO, Jonquel Jones: (NYL W, 98-85) @ Seattle, 08/30/24	5+ Turnovers	7 TO/6 TO, Brittney Griner/Natasha Cloud: (NYL W, 84-70) @ Phoenix, 08/26/24
11 FGM/10 FGM, Han Xu/Sabrina Ionescu: (NYL W, 116-107) @ Las Vegas, 07/06/22	Two Players with 10+ Field Goals Made	11 FGM/10 FGM, Brittney Griner/Skylar Diggins-Smith: (NYL L, 79-106) vs. Phoenix, 08/25/21
5 3FGM/5 3FGM, Sabrina Ionescu/Marine Johannès: (NYL W, 89-77) @ Atlanta, 06/24/22	Two Players with 5+ 3-Pointers Made	* Never Has Happened *
Breanna Stewart (33 PTS)/Sabrina Ionescu (24 PTS)/Kayla Thornton (20 PTS): (NYL W, 98-88) vs. Los Angeles, 06/22/24	Three Players with 20+ Points	Kelsey Plum (27 PTS)/Jackie Young (23 PTS)/A'ja Wilson (23 PTS): (NYL L, 101-107) vs. Las Vegas, 07/12/22
12 PTS, 12 REB, 12 AST, Sabrina Ionescu: (NYL W, 86-82) vs. Seattle, 07/25/23	Had a triple-double	19 PTS, 12 REB, 13 AST, Caitlin Clark: (NYL L, 78-83) @ Indiana, 07/06/24
1st period, Sabrina Ionescu: (NYL W, 82-74) vs. Connecticut, 07/16/24	Had a four-point play	3rd period, Karlie Samuelson: (NYL W, 87-71) @ Washington, 09/17/24
A TEAM...		
.612 (41-67), (NYL W, 107-84) vs. Chicago, 07/15/18	Shot .600+ from the field	* Never Has Happened *
32 PTS, (NYL W, 99-67) @ Dallas, 09/12/24	Won by 20+ points	34 PTS, (NYL L, 74-108) vs. Las Vegas, 07/14/22
32 PTS, (NYL W, 99-67) @ Dallas, 09/12/24	Won by 30+ points	34 PTS, (NYL L, 74-108) vs. Las Vegas, 07/14/22
62 REB, (NYL L, 67-83) @ Phoenix, 09/05/20	Had 60+ rebounds	64 REB, (NYL L, 86-92 (OT)) vs. Indiana, 05/13/22
35 AST, (NYL W, 116-107) @ Las Vegas, 07/06/22	Had 35+ assists	* Never Has Happened *
33 AST, (NYL W, 105-91) @ Dallas, 09/10/24	Had 30+ assists	32 AST, (NYL L, 81-98) @ Las Vegas, 06/29/23
10 BLK, (NYL W, 77-70) vs. Seattle, 09/05/24	Had 10+ blocks	10 BLK, (NYL L, 76-103) @ Las Vegas, 06/17/21
16 STL, (NYL W, 81-66) @ Seattle, 07/02/23	Had 15+ steals	16 STL, (NYL L, 65-92) vs. Connecticut, 05/17/22
1st OT, (NYL W, 95-90 (OT)) @ Connecticut, 08/24/23	Overtime Win	1st OT, (NYL L, 81-92 (OT)) vs. Atlanta, 06/30/22
44 PTS (1st), (NYL W, 101-83) vs. Indiana, 07/23/23	40+ points scored in a quarter	42 PTS (4th), (NYL L, 92-101) @ Chicago, 08/07/19
73 PTS (2nd), (NYL L, 101-107) vs. Las Vegas, 07/12/22	70+ points scored in a half	71 PTS (1st), (NYL L, 74-108) vs. Las Vegas, 07/14/22
THE LIBERTY (SINGLE-SEASON)...		
8/30/2024 — 9/12/2024 (5)	Won 5 straight	--
6/30/2024 — 8/22/2024 (6)	Won 5 straight at home	--
7/10/2024 — 8/26/2024 (5)	Won 5 straight on road	--
8/20/2022 — 5/19/2023 (5)	Lost 5 straight	--
7/17/2018 — 8/19/2018 (13)	Lost 10 straight	--
7/25/2020 — 9/13/2020 (11)	Lost 5 straight at home	--
7/7/2022 — 8/8/2022 (6)	Lost 5 straight on road	--





TEAM TREND	TTL	LAST GAME	TEAM TREND	TTL	LAST GAME
<4 Liberty w/ 10+ pts	4-0	vs. CHI 6/10/25	Liberty shoot 50.0% or better	3-0	vs. CON 6/1/25
4+ Liberty w/ 10+ pts	5-0	vs. CON 6/1/25	Opp shoots 50.0% or better	0-0	
5+ Liberty w/ 10+ pts	2-0	@ WAS 5/30/25	Liberty shoot 45.0% or better	6-0	vs. CHI 6/10/25
6+ Liberty w/ 10+ pts	0-0		Liberty shoot 44.0% or below	3-0	@ WAS 6/5/25
7+ Liberty w/ 10+ pts	0-0		Liberty shoot 40.0% or below	1-0	vs. GSV 5/29/25
8+ Liberty w/ 10+ pts	0-0		Opp shoots 45.0% or better	0-0	
Liberty no 20+ pt scorer	2-0	vs. CON 6/1/25	Opp shoots 40.0% or below	5-0	vs. CON 6/1/25
Opp no 20+ pt scorer	6-0	vs. CHI 6/10/25	Liberty w/10+ 3-pointers made	6-0	@ WAS 6/5/25
2+ Liberty w/20+ pt scorer	3-0	vs. GSV 5/29/25	Opp w/10+ 3-pointers made	4-0	vs. GSV 5/29/25
2+ Opp w/20+ pt scorer	0-0		Liberty w/15+ 3-pointers made	2-0	vs. CON 6/1/25
3+ Liberty w/20+ pt scorer	0-0		Opp w/15+ 3-pointers made	0-0	
3+ Opp w/20+ pt scorer	0-0		Liberty 3FG% 40.0% or better	3-0	vs. CON 6/1/25
Liberty w/30+ pt scorer	0-0		Opp 3FG% 40.0% or better	1-0	@ CHI 5/22/25
Opp w/30+ pt scorer	1-0	vs. LVA 5/17/25	Liberty FT% 80.0 or better	7-0	vs. CHI 6/10/25
All 5 Starters w/10+ pts	0-0		Opp FT% 80.0 or better	3-0	vs. CON 6/1/25
Opp 5 Starters w/10+ pts	0-0		Liberty FT% below 70.0	1-0	vs. GSV 5/27/25
2+ reserves w/10+ pts	0-0		Opp FT% below 70.0	4-0	vs. CHI 6/10/25
Opp 2+ reserves w/10+ pts	1-0	@ CHI 5/22/25	Liberty FTM >= Opp FTA	6-0	vs. CHI 6/10/25
3+ reserves w/10+ pts	0-0		Opp FTM >= Liberty FTA	1-0	vs. GSV 5/27/25
Opp 3+ reserves w/10+ pts	0-0		Liberty FG% >= Opp FG%	7-0	vs. CHI 6/10/25
Liberty <20 pts. in 1st qtr	2-0	@ WAS 6/5/25	Opp FG% >= Liberty FG%	1-0	vs. GSV 5/29/25
Opp <20 pts. in 1st qtr	5-0	vs. CHI 6/10/25	Liberty w/30+ FTA	2-0	@ WAS 6/5/25
Liberty w/30+ pts in 1st qtr	2-0	vs. CON 6/1/25	Opp w/30+ FTA	0-0	
Opp w/30+ pts in 1st qtr	0-0		Liberty w/20+ asts	6-0	vs. CHI 6/10/25
Liberty under 50 pts 1st half	5-0	@ WAS 6/5/25	Opp w/20+ asts	3-0	@ WAS 6/5/25
Opp under 50 pts 1st half	9-0	vs. CHI 6/10/25	Liberty w/25+ asts	4-0	vs. CON 6/1/25
Liberty 50+ pts 1st half	4-0	vs. CHI 6/10/25	Opp w/25+ asts	1-0	vs. GSV 5/29/25
Opp 50+ pts 1st half	0-0		Liberty w/30+ asts	1-0	vs. GSV 5/27/25
Liberty 60+ pts in 1st half	1-0	vs. CON 6/1/25	Opp w/30+ asts	0-0	
Opp 60+ pts in 1st half	0-0		Liberty asts >= Opp asts	6-0	vs. CHI 6/10/25
Liberty lead by 10+ pts	8-0	vs. CHI 6/10/25	Opp asts >= Liberty asts	3-0	@ WAS 6/5/25
Opp leads by 10+ pts	1-0	@ IND 5/24/25	Liberty w/12 or fewer TOs	4-0	vs. CHI 6/10/25
Games decided by 10+ points	6-0	vs. CHI 6/10/25	Opp w/12 or fewer TOs	2-0	@ WAS 5/30/25
Games decided by 4-9 points	2-0	@ WAS 6/5/25	Liberty w/20+ TOs	0-0	
Games decided by 3 or less points	1-0	@ IND 5/24/25	Opp w/20+ TOs	3-0	vs. CHI 6/10/25
Both teams score 100+ pts	0-0		Liberty TO >= Opp TO	1-0	@ WAS 5/30/25
Both teams under 100 pts	8-0	vs. CHI 6/10/25	Opp TO >= Liberty TO	6-0	vs. CHI 6/10/25
Liberty score under 100 pts	8-0	vs. CHI 6/10/25	Liberty w/50+ REB	1-0	@ WAS 5/30/25
Opp scores under 100 pts	9-0	vs. CHI 6/10/25	Opp w/50+ REB	1-0	@ IND 5/24/25
Liberty score 100+ pts	1-0	vs. CON 6/1/25	Liberty REB >= Opp REB	4-0	vs. CON 6/1/25
Opp scores 100+ pts	0-0		Opp REB >= Liberty REB	5-0	vs. CHI 6/10/25
Liberty score 110+ pts	0-0		Liberty w/10+ more REB than Opp	0-0	
Opp scores 110+ pts	0-0		Opp w/10+ more REB than NYL	3-0	vs. CHI 6/10/25
Liberty tied or lead after the 3rd qtr	8-0	vs. CHI 6/10/25	Liberty w/10+ stls	5-0	vs. CHI 6/10/25
Liberty tied or lead at halftime	9-0	vs. CHI 6/10/25	Opp w/10+ stls	1-0	vs. GSV 5/27/25
Liberty tied or lead after 1st qtr	7-0	vs. CHI 6/10/25	2+ Liberty w/double-double	0-0	
Liberty trailing after the 3rd qtr	1-0	@ IND 5/24/25	2+ Opp w/double-double	1-0	@ IND 5/24/25
Liberty trailing at halftime	0-0		3+ Liberty w/double-double	0-0	
Liberty trailing after 1st qtr	2-0	@ WAS 6/5/25	3+ Opp w/double-double	0-0	
1st game Back-to-Back	1-0	vs. GSV 5/29/25	Liberty PITP >= Opp PITP	6-0	vs. CHI 6/10/25
2nd game Back-to-Back	1-0	@ WAS 5/30/25	Opp PITP >= Liberty PITP	3-0	@ WAS 6/5/25
1st game after a win	8-0	vs. CHI 6/10/25	Liberty 2CP >= Opp 2CP	3-0	@ WAS 5/30/25
1st game after a loss	0-0		Opp 2CP >= Liberty 2CP	5-0	vs. CHI 6/10/25
On Monday	0-0		Liberty FB Pts >= Opp FB Pts	7-0	vs. CHI 6/10/25
On Tuesday	2-0	vs. CHI 6/10/25	Opp FB Pts >= Liberty FB Pts	2-0	@ WAS 5/30/25
On Wednesday	0-0		+3 Blocks	9-0	vs. CHI 6/10/25
On Thursday	3-0	@ WAS 6/5/25	+5 Blocks	6-0	vs. CHI 6/10/25
On Friday	1-0	@ WAS 5/30/25			
On Saturday	2-0	@ IND 5/24/25			
On Sunday	1-0	vs. CON 6/1/25			
May	6-0	@ WAS 5/30/25			
June	3-0	vs. CHI 6/10/25			





DATE	OPPONENT	H-R	W-L	SCORE NYL-OPP	HOME RECORD	ROAD RECORD	TOTAL RECORD	LIBERTY HI SCORER	PT	LIBERTY HI REBR	RB	LIBERTY HI ASSISTS	AST	OPPONENT HI SCORER	PT	ATTEND
5/17	LVA	H	W	92-78	1-0	0-0	1-0	B. Stewart	25	J. Jones	10	N. Cloud	9	A. Wilson	31	17,344
5/22	at CHI	R	W	99-74	1-0	1-0	2-0	N. Cloud	18	J. Jones	7	N. Cloud	8	R. Banham	15	9,025
5/24	at IND	R	W	90-88	1-0	2-0	3-0	J. Jones	26	J. Jones	12	N. Cloud	6	A. Boston	27	17,274
5/27	GSV	H	W	95-67	2-0	2-0	4-0	B. Stewart	24	J. Jones	10	N. Cloud	10	V. Burton/K. Thornton	13	14,774
5/29	GSV	H	W	82-77	3-0	2-0	5-0	B. Stewart	27	L. Fiebich	8	N. Cloud	5	J. Salaün	18	14,951
5/30	at WAS	R	W	85-63	3-0	3-0	6-0	S. Ionescu	28	J. Jones	18	B. Stewart	7	B. Sykes	20	4,200
6/1	CON	H	W	100-52	4-0	3-0	7-0	S. Ionescu	18	J. Jones	11	N. Cloud	7	J. Sheldon/T. Charles	10	17,415
6/5	at WAS	R	W	86-78	4-0	4-0	8-0	B. Stewart	26	B. Stewart	11	S. Ionescu	7	K. Iriafe	17	4,200
6/10	CHI	H	W	85-66	5-0	4-0	9-0	S. Ionescu	23	B. Stewart	7	S. Ionescu	7	A. Reese	17	16,081
6/14	at IND	--	--	--	--	--	--	--	--	--	--	--	--	--	--	--
6/17	ATL	--	--	--	--	--	--	--	--	--	--	--	--	--	--	--
6/19	PHO	--	--	--	--	--	--	--	--	--	--	--	--	--	--	--
6/22	at SEA	--	--	--	--	--	--	--	--	--	--	--	--	--	--	--
6/25	at GSV	--	--	--	--	--	--	--	--	--	--	--	--	--	--	--
6/27	at PHO	--	--	--	--	--	--	--	--	--	--	--	--	--	--	--
6/29	at ATL	--	--	--	--	--	--	--	--	--	--	--	--	--	--	--
7/3	LAS	--	--	--	--	--	--	--	--	--	--	--	--	--	--	--
7/6	SEA	--	--	--	--	--	--	--	--	--	--	--	--	--	--	--
7/8	LVA	--	--	--	--	--	--	--	--	--	--	--	--	--	--	--
7/13	ATL	--	--	--	--	--	--	--	--	--	--	--	--	--	--	--
7/16	IND	--	--	--	--	--	--	--	--	--	--	--	--	--	--	--
7/22	IND	--	--	--	--	--	--	--	--	--	--	--	--	--	--	--
7/25	PHO	--	--	--	--	--	--	--	--	--	--	--	--	--	--	--
7/26	LAS	--	--	--	--	--	--	--	--	--	--	--	--	--	--	--
7/28	at DAL	--	--	--	--	--	--	--	--	--	--	--	--	--	--	--
7/30	at MIN	--	--	--	--	--	--	--	--	--	--	--	--	--	--	--
8/1	at CON	--	--	--	--	--	--	--	--	--	--	--	--	--	--	--
8/3	at CON	--	--	--	--	--	--	--	--	--	--	--	--	--	--	--
8/5	DAL	--	--	--	--	--	--	--	--	--	--	--	--	--	--	--
8/8	at DAL	--	--	--	--	--	--	--	--	--	--	--	--	--	--	--
8/10	MIN	--	--	--	--	--	--	--	--	--	--	--	--	--	--	--
8/12	at LAS	--	--	--	--	--	--	--	--	--	--	--	--	--	--	--
8/13	at LVA	--	--	--	--	--	--	--	--	--	--	--	--	--	--	--
8/16	at MIN	--	--	--	--	--	--	--	--	--	--	--	--	--	--	--
8/19	MIN	--	--	--	--	--	--	--	--	--	--	--	--	--	--	--
8/21	CHI	--	--	--	--	--	--	--	--	--	--	--	--	--	--	--
8/23	at ATL	--	--	--	--	--	--	--	--	--	--	--	--	--	--	--
8/25	CON	--	--	--	--	--	--	--	--	--	--	--	--	--	--	--
8/28	WAS	--	--	--	--	--	--	--	--	--	--	--	--	--	--	--
8/30	at PHO	--	--	--	--	--	--	--	--	--	--	--	--	--	--	--
9/2	at GSV	--	--	--	--	--	--	--	--	--	--	--	--	--	--	--
9/5	at SEA	--	--	--	--	--	--	--	--	--	--	--	--	--	--	--
9/9	WAS	--	--	--	--	--	--	--	--	--	--	--	--	--	--	--
9/11	at CHI	--	--	--	--	--	--	--	--	--	--	--	--	--	--	--





WNBA

	LEAGUE	GAMES	W-L	PCT	GB	CONF	DIV	HOME	AWAY	L10	STRK	CONF	DIV
New York Liberty	1	9	9-0	1.000	0	6-0	0-0	5-0	4-0	9-0	W9	1	0
Minnesota Lynx	2	10	9-1	.900	0	8-1	0-0	4-0	5-1	9-1	L1	1	0
Atlanta Dream	3	9	6-3	.667	3.0	3-3	0-0	3-1	3-2	6-3	W1	2	0
Phoenix Mercury	4	11	7-4	.636	2.5	5-4	0-0	6-2	1-2	6-4	W1	2	0
Seattle Storm	5	10	6-4	.600	3.0	6-3	0-0	4-2	2-2	6-4	W3	3	0
Las Vegas Aces	6	8	4-4	.500	4.0	2-3	0-0	2-1	2-3	4-4	L2	4	0
Indiana Fever	7	9	4-5	.444	5.0	4-5	0-0	2-3	2-2	4-5	L1	3	0
Golden State Valkyries	8	9	4-5	.444	4.5	3-3	0-0	2-2	2-3	4-5	W2	5	0
Washington Mystics	9	10	4-6	.400	5.5	4-3	0-0	3-2	1-4	4-6	W1	4	0
Los Angeles Sparks	10	11	4-7	.364	5.5	3-6	0-0	1-5	3-2	3-7	W1	6	0
Chicago Sky	11	8	2-6	.250	6.5	0-4	0-0	1-2	1-4	2-6	L2	5	0
Connecticut Sun	12	9	2-7	.222	7.0	2-4	0-0	1-3	1-4	2-7	L1	6	0
Dallas Wings	13	11	1-10	.091	8.5	0-7	0-0	0-5	1-5	1-9	L6	7	0

EASTERN CONFERENCE

	CONF	GAMES	W-L	PCT	GB	CONF	DIV	HOME	AWAY	L10	STRK	LEAGUE	DIV
New York Liberty	1	9	9-0	1.000	0	6-0	0-0	5-0	4-0	9-0	W9	1	0
Atlanta Dream	2	9	6-3	.667	3.0	3-3	0-0	3-1	3-2	6-3	W1	3	0
Indiana Fever	3	9	4-5	.444	5.0	4-5	0-0	2-3	2-2	4-5	L1	7	0
Washington Mystics	4	10	4-6	.400	5.5	4-3	0-0	3-2	1-4	4-6	W1	9	0
Chicago Sky	5	8	2-6	.250	6.5	0-4	0-0	1-2	1-4	2-6	L2	11	0
Connecticut Sun	6	9	2-7	.222	7.0	2-4	0-0	1-3	1-4	2-7	L1	12	0

WESTERN CONFERENCE

	CONF	GAMES	W-L	PCT	GB	CONF	DIV	HOME	AWAY	L10	STRK	LEAGUE	DIV
Minnesota Lynx	1	10	9-1	.900	0	8-1	0-0	4-0	5-1	9-1	L1	2	0
Phoenix Mercury	2	11	7-4	.636	2.5	5-4	0-0	6-2	1-2	6-4	W1	4	0
Seattle Storm	3	10	6-4	.600	3.0	6-3	0-0	4-2	2-2	6-4	W3	5	0
Las Vegas Aces	4	8	4-4	.500	4.0	2-3	0-0	2-1	2-3	4-4	L2	6	0
Golden State Valkyries	5	9	4-5	.444	4.5	3-3	0-0	2-2	2-3	4-5	W2	8	0
Los Angeles Sparks	6	11	4-7	.364	5.5	3-6	0-0	1-5	3-2	3-7	W1	10	0
Dallas Wings	7	11	1-10	.091	8.5	0-7	0-0	0-5	1-5	1-9	L6	13	0





WNBA

	PPG	FGM/G	FG%	3FGM/ G	3FG%	FT%	ORPG	DRPG	RPG	APG	SPG	TOV/G	BPG	PF/G
Atlanta	4	6	8	5	10	9	4	3	*1	4	12	2	2	9
Chicago	12	9	11	10	11	12	*1	11 T	4	7	10	13	9	8
Connecticut	13	13	10	12	12	4	8	13	13	12	11	10	13	*1
Dallas	7	5	9	11	9	6	2	10	5	8	9	7	3	7
Golden State	11	12	12	6	13	2	3	4	2	10	2	12	10	5
Indiana	6	4	4	8	5	13	11	7	9	9	7	5 T	8	3
Las Vegas	8	11	13	4	8	*1	6	11 T	11	13	5	*1	4	11
Los Angeles	3	7	5	7	4	8	10	8	8	5	3 T	8	12	6
Minnesota	2	3	3	3	*1	5	7	5	7	*1	6	5 T	5	12
New York	*1	2	*1	*1	3	3	13	*1	6	2	*1	3	*1	10
Phoenix	9	8	7	2	7	7	9	9	12	6	3 T	9	6	4
Seattle	5	*1	2	9	2	11	12	6	10	3	8	4	7	13
Washington	10	10	6	13	6	10	5	2	3	11	13	11	11	2

EASTERN CONFERENCE

	PPG	FGM/G	FG%	3FGM/ G	3FG%	FT%	ORPG	DRPG	RPG	APG	SPG	TOV/G	BPG	PF/G
Atlanta	2	3	4	2	4	3	2	3	*1	2	5	*1	2	5
Chicago	5	4	6	4	5	5	*1	5	3	3	3	6	4	4
Connecticut	6	6	5	5	6	2	4	6	6	6	4	4	6	*1
Indiana	3	2	2	3	2	6	5	4	5	4	2	3	3	3
New York	*1	*1	*1	*1	*1	*1	6	*1	4	*1	*1	2	*1	6
Washington	4	5	3	6	3	4	3	2	2	5	6	5	5	2

WESTERN CONFERENCE

	PPG	FGM/G	FG%	3FGM/ G	3FG%	FT%	ORPG	DRPG	RPG	APG	SPG	TOV/G	BPG	PF/G
Dallas	4	3	5	7	6	4	*1	6	2	5	7	4	*1	4
Golden State	7	7	6	4	7	2	2	*1	*1	6	*1	7	6	2
Las Vegas	5	6	7	3	5	*1	3	7	6	7	4	*1	2	5
Los Angeles	2	4	3	5	3	6	6	4	4	3	2 T	5	7	3
Minnesota	*1	2	2	2	*1	3	4	2	3	*1	5	3	3	6
Phoenix	6	5	4	*1	4	5	5	5	7	4	2 T	6	4	*1
Seattle	3	*1	*1	6	2	7	7	3	5	2	6	2	5	7

* = WNBA leader | T = Tied for position





GAME	BURKE	CLOUD	DAVIS	FIEBICH	GARDNER	HARRISON	IONESCU	JOHANNÈS	JONES	SABALLY	SHERROD	STEWART
5/17/25 vs. Aces	11	9	0	7	7	0	7	-1	19	3	0	8
5/22/25 at Sky	13	27	-3	16	3	-3	5	24	15	7	-3	24
5/24/25 at Fever	10	13	0	-2	-7	0	11	-10	2	0	0	-7
5/27/25 vs. Valkyries	5	20	0	13	16	7	24	8	23	0	3	21
5/29/25 vs. Valkyries	6	14	0	8	-10	-4	4	-4	0	0	0	11
5/30/25 at Mystics	3	13	2	23	4	-2	20	2	23	0	2	20
6/1/25 vs. Sun	1	44	-6	43	5	8	38	22	40	0	1	44
6/5/25 at Mystics	-7	10	0	13	14	1	5	-1	-1	0	0	6
6/10/25 vs. Sky	12	14	-5	18	5	0	30	4	0	12	-9	14
Season Totals:	54	164	-12	139	37	7	144	44	121	22	-6	141
Per Game:	6.00	18.22	-1.33	15.44	4.11	0.78	16.00	4.89	13.44	2.44	-0.67	15.67
Per 48:	13.44	32.64	-28.17	30.77	14.08	4.51	26.17	13.29	33.79	29.93	-7.37	26.16





Sandy Brondello

Head Coach – 2 Time WNBA Champion (2014, 2024)



Veteran WNBA coach, player, and former Australian Olympian Sandy Brondello was named the ninth head coach in Liberty franchise history in January 2022. Brondello joined New York after an eight-year head coaching tenure with the Phoenix Mercury where she led the team to a playoff appearance in each of her eight seasons. A two-time WNBA Champion head coach, Brondello holds an overall regular season record of 244-164 (.598) over her 12 combined seasons at the helm of the New York Liberty, Phoenix Mercury and San Antonio Silver Stars - making her the sixth-winningest coach in WNBA history.

Additionally, Brondello has compiled a 39-30 postseason record throughout her head coaching career, ranking her as the second-winningest coach in league postseason history. In 2014, Sandy was named the WNBA Coach of the Year after she led Phoenix to a WNBA regular season-record 29 wins and capped the season with a WNBA Championship. In 2023, Brondello led the Liberty to the Commissioner's Cup Championship and first WNBA Finals appearance since 2002.

Brondello made history in 2024 after leading the New York Liberty to its first WNBA Championship in franchise history and the city's first professional basketball championship since 1973.

A 20-year veteran of the WNBA coaching ranks, Brondello has been affiliated with the league for 25 of its 28 seasons, including her time as a player. A proven winner internationally and in the WNBA, her 20 total years as an assistant coach and head coach have featured 17 playoff appearances, highlighted by a perfect 12-for-12 in postseason berths as a head coach.

In those 12 postseasons, Sandy led her teams to nine Semifinals round berths (formerly conference finals) and four WNBA Finals appearances in 2014, 2021, 2023, 2024 – including two titles. Prior to her time with the Mercury, Brondello served as lead assistant coach for the Los Angeles Sparks (2011-13) under 2012 WNBA Coach of the Year Carol Ross. Brondello led the San Antonio Silver Stars to a 2010 playoff berth in her debut season at the helm following five seasons on the Silver Stars bench as an assistant under Dan Hughes (2005-09), the fifth-winningest coach in league history.

A 2010 inductee into the Australian Basketball Hall of Fame, Brondello was named the 11th head coach for the Australian Women's National Basketball team on April 17, 2017. Brondello led the Australian National Team to a Bronze medal in the Paris Olympics Games, and most recently, re-signed with the Opals for the 2028 Los Angeles Summer Olympics. In addition to her work internationally with the Australian Women's National Basketball team, Brondello previously served as an assistant coach with UMMC Ekaterinburg in Russia from 2012-2017.

Brondello finished a stellar 17-year professional playing career with a five-year run in the WNBA in which she played for Detroit (1998-99), Miami (2001-02) and Seattle (2003), and was named a 1999 WNBA All-Star. She began her career with the Women's National Basketball League (WNBL) in Australia (1986-96) and was named the league MVP in 1995. The 5-7 guard was a 10-time German Cup champion while playing with BTV Wuppertal (1992-2002), a three-time European Cup All-Star selection (1994, 1996, 1997), and the 1996 European Cup MVP when she led her team to the title.


An 18-year member of the Australian National Team, Brondello is a four-time Olympian, a two-time silver medalist (2000, 2004) and was named the 1992 Australian International Player of the Year.

Brondello is married to Liberty assistant coach, Olaf Lange, and the couple have two children, Brody and Jayda.

ASSISTANT COACHES



**OLAF
LANGE**



**SONIA
RAMAN**



**ZACH
O'BRIEN**





#22 Kennedy Burke

Guard • 6-1 • 182lbs • 28 • UCLA/USA

5 Years Pro

WNBA Champion with New York Liberty (2024). Two-time Ligue Féminine de Basketball (LFB) Most Valuable Player (2023, 2024). Drafted No. 22 overall by Dallas Wings in the 2019 WNBA Draft. (she/her/hers)

	GP	GS	PPG	RPG	APG	SPG	BPG	MPG	FG%	3FG%	FT%	2025-26 HIGHS				CAREER HIGHS			
2025-26	9	1	9.9	3.0	1.2	0.89	0.67	21.4	.577	.633	.769	PTS	17 NYL at CHI 5/22/25	23 IND vs. SEA 8/20/20					
Career	139	26	4.8	1.6	0.8	0.63	0.30	13.5	.437	.354	.688	FGM	6 NYL vs. CHI 6/10/25	7 2 times (IND vs. SEA, 8/20/20)					
												FGA	8 NYL vs. CHI 6/10/25	13 IND vs. SEA 8/20/20					
												3FGM	4 2 times (NYL @ WAS, 6/5/25)	4 3 times (NYL @ WAS, 6/5/25)					
												3FGA	5 NYL vs. CON 6/1/25	6 3 times (NYL @ CHI, 7/13/24)					
												FTM	3 NYL at CHI 5/22/25	7 IND vs. LAS 8/29/19					
												FTA	4 2 times (NYL @ IND, 5/24/25)	9 IND vs. SEA 8/20/20					
												OREB	2 NYL at WAS 6/5/25	4 2 times (IND @ DAL, 7/31/20)					
												DREB	6 NYL vs. GSV 5/29/25	6 NYL vs. GSV 5/29/25					
												TREB	7 NYL vs. GSV 5/29/25	7 NYL vs. GSV 5/29/25					
												ASTS	2 5 times (NYL vs. CHI, 6/10/25)	4 4 times (NYL @ LAS, 8/15/24)					
												STLS	3 NYL at CHI 5/22/25	4 NYL vs. CON 7/16/24					
												BLKS	2 NYL at WAS 5/30/25	4 IND at LAS 8/22/19					
												MINS	28 NYL at IND 5/24/25	34 IND at LAS 8/22/19					
RECENT GAMES																			
OPPONENT	W/L	MIN	FG-A	3P-A	FT-A	OR	DR	TR	A	PF	ST	TO	BS	PTS					
6/10 vs. CHI	W	21:47	6-8	3-3	0-0	0	3	3	2	1	2	3	0	15					
6/5 at WAS	W	19:48	4-5	4-4	0-0	2	3	5	0	1	1	0	0	12					
6/1 vs. CON	W	18:21	2-7	1-5	2-2	0	1	1	0	0	0	3	0	7					
5/30 at WAS	W	16:39	1-4	1-3	0-0	1	1	2	2	2	0	1	2	3					
5/29 vs. GSV	W	28:02	3-5	3-4	2-2	1	6	7	2	4	0	1	1	11					



#9 Natasha Cloud

Guard • 5-10 • 160lbs • 33 • St. Joseph's (PA)/USA

10 Years Pro

WNBA Assists Leader (2022). WNBA All-Defensive First Team (2022). WNBA Champion with Washington Mystics (2019). WNBA All-Defensive Second Team (2019, 2024). (she/her/hers)

	GP	GS	PPG	RPG	APG	SPG	BPG	MPG	FG%	3FG%	FT%	2025-26 HIGHS				CAREER HIGHS			
2025-26	9	9	9.4	3.8	6.2	1.89	0.67	26.8	.435	.333	.929	PTS	22 NYL vs. LVA 5/17/25	31 PHO at LAS 7/7/24					
Career	248	230	9.5	3.4	5.7	1.09	0.28	29.8	.392	.308	.817	FGM	8 NYL vs. LVA 5/17/25	10 2 times (PHO @ LAS, 7/7/24)					
												FGA	17 NYL vs. LVA 5/17/25	21 WAS at MIN 7/26/23					
POINTS			REB			AST		BLK		STL		3FGM	4 NYL at CHI 5/22/25	5 2 times (PHO @ IND, 8/16/24)					
	10+	20+	30+	10+	10+	3+	3+	DBL-DBL	TPL-DBL		3FGA	7 NYL vs. GSV 5/29/25	11 WAS vs. LVA 7/13/19						
2025-26	3	1	--	--	1	--	3	--	--		FTM	5 NYL vs. LVA 5/17/25	10 WAS at NYL 6/25/23						
											FTA	6 NYL vs. LVA 5/17/25	11 WAS at NYL 6/25/23						
RECENT GAMES																			
OPPONENT	W/L	MIN	FG-A	3P-A	FT-A	OR	DR	TR	A	PF	ST	TO	BS	PTS	OREB	1 2 times (NYL vs. CHI, 6/10/25)	3 WAS at CHI 6/5/22		
6/10 vs. CHI	W	18:49	2-8	1-5	0-0	1	2	3	3	3	2	2	1	5	DREB	6 2 times (NYL @ IND, 5/24/25)	9 WAS vs. PHO 6/17/21		
6/5 at WAS	W	29:51	1-4	0-2	2-2	0	2	2	5	5	3	4	0	4	TREB	7 NYL at IND 5/24/25	9 3 times (PHO @ WAS, 7/16/24)		
6/1 vs. CON	W	20:41	3-3	2-2	0-0	0	2	2	7	1	1	1	0	8	ASTS	10 NYL vs. GSV 5/27/25	15 WAS vs. ATL 9/8/23		
5/30 at WAS	W	22:23	0-1	0-0	0-0	0	2	2	3	2	0	1	0	0	STLS	5 NYL at IND 5/24/25	6 WAS vs. MIN 6/8/21		
5/29 vs. GSV	W	30:01	2-8	1-7	2-2	0	5	5	5	4	2	1	1	7	BLKS	2 2 times (NYL @ IND, 5/24/25)	3 PHO at CON 7/14/24		
															MINS	35 NYL at IND 5/24/25	44 PHO at DAL 6/9/24		




#1 Marquesha Davis

Guard • 6-0 • 158lbs • 24 • Mississippi/USA

1 Year Pro

WNBA Champion with New York Liberty (2024). Drafted No. 11 overall by New York Liberty in the 2024 WNBA Draft. Earned All-SEC First Team honors (2023-24). (she/her/hers)

	GP	GS	PPG	RPG	APG	SPG	BPG	MPG	FG%	3FG%	FT%	2025-26 HIGHS			CAREER HIGHS						
2025-26	7	0	0.6	0.6	0.1	0.00	0.14	2.9	.000	.000	1.000	PTS	2 2 times (NYL vs. CHI, 6/10/25)			9 NYL at ATL 6/23/24					
Career	27	0	1.0	0.5	0.2	0.04	0.19	3.7	.375	.333	.818	FGM	--			4 NYL at ATL 6/23/24					
												FGA	1 2 times (NYL vs. CON, 6/1/25)			8 NYL at ATL 6/23/24					
POINTS			REB			AST		BLK		STL		3FGM	--			1 NYL at ATL 6/23/24					
	10+	20+	30+	10+	10+	3+	3+			DBL-DBL	TPL-DBL	3FGA	1 2 times (NYL vs. CON, 6/1/25)			13 times (NYL vs. CON, 6/1/25)					
2025-26	--	--	--	--	--	--	--	--	--	--	--	FTM	2 2 times (NYL vs. CHI, 6/10/25)			24 times (NYL vs. CHI, 6/10/25)					
												FTA	2 2 times (NYL vs. CHI, 6/10/25)			25 times (NYL vs. CHI, 6/10/25)					
RECENT GAMES												OREB	1 NYL at CHI 5/22/25			13 times (NYL @ CHI, 5/22/25)					
OPPONENT	W/L	MIN	FG-A	3P-A	FT-A	OR	DR	TR	A	PF	ST	TO	BS	PTS	DREB	2 NYL vs. CON 6/1/25			22 times (NYL vs. CON, 6/1/25)		
6/10 vs. CHI	W	2:33	0-0	0-0	2-2	0	0	0	0	0	0	0	0	2	TREB	2 2 times (NYL vs. CON, 6/1/25)			25 times (NYL vs. CON, 6/1/25)		
6/5 at WAS	W														ASTS	1 NYL at WAS 5/30/25			15 times (NYL @ WAS, 5/30/25)		
6/1 vs. CON	W	7:54	0-1	0-1	2-2	0	2	2	0	1	0	2	0	2	STLS	--			1 NYL at ATL 6/23/24		
5/30 at WAS	W	2:03	0-1	0-1	0-0	0	0	0	1	0	0	0	0	0	BLKS	1 NYL at CHI 5/22/25			15 times (NYL @ CHI, 5/22/25)		
5/29 vs. GSV	W	2:07	0-0	0-0	0-0	0	0	0	0	0	0	0	0	0	MINs	8 NYL vs. CON 6/1/25			14 NYL vs. ATL 9/19/24		



#13 Leonie Fiebich

Forward • 6-4 • 150lbs • 25 • /Germany

2 Years Pro

WNBA Champion with New York Liberty (2024). WNBA All-Rookie Team (2024). Two-time LF Endesa Most Valuable Player in Spain (2023, 2024). Olympian (2024). (she/her/hers)

	GP	GS	PPG	RPG	APG	SPG	BPG	MPG	FG%	3FG%	FT%	2025-26 HIGHS				CAREER HIGHS											
2025-26	9	9	6.7	3.8	0.6	0.89	0.44	24.1	.538	.480	.750	PTS	13 NYL vs. CON 6/1/25				16 2 times (NYL @ DAL, 9/10/24)										
Career	49	24	6.7	3.2	1.5	0.94	0.22	21.5	.488	.441	.727	FGM	4 2 times (NYL vs. CON, 6/1/25)				6 2 times (NYL @ WAS, 9/17/24)										
	POINTS											FGA	6 NYL vs. CHI 6/10/25				13 NYL vs. DAL 8/22/24										
	10+		20+	30+	10+	10+	3+	3+	DBL-DBL		3FGM		3 NYL vs. CON 6/1/25				4 4 times (NYL @ SEA, 8/30/24)										
											3FGA		4 3 times (NYL vs. CHI, 6/10/25)				9 NYL vs. DAL 8/22/24										
2025-26	2		--	--	--	--	1	1	--		FTM		2 2 times (NYL vs. CON, 6/1/25)				4 4 NYL vs. CON 7/16/24										
											FTA		2 4 times (NYL vs. CHI, 6/10/25)				4 2 times (NYL @ DAL, 9/10/24)										
RECENT GAMES																OREB				3 NYL vs. GSV 5/29/25				5 NYL at ATL 6/6/24			
OPPONENT	W/L	MIN	FG-A	3P-A	FT-A	OR	DR	TR	A	PF	ST	TO	BS	PTS	DREB	8 NYL at WAS 5/30/25				8 NYL at WAS 5/30/25							
6/10 vs. CHI	W	24:15	2-6	1-4	1-2	0	1	1	0	2	1	0	0	6	TREB	9 NYL at WAS 5/30/25				9 3 times (NYL @ WAS, 5/30/25)							
6/5 at WAS	W	31:04	3-5	2-4	1-2	1	2	3	0	4	1	3	0	9	ASTS	1 5 times (NYL vs. CON, 6/1/25)				5 4 times (NYL @ CON, 7/10/24)							
6/1 vs. CON	W	19:50	4-5	3-4	2-2	0	2	2	1	2	0	0	0	13	STLS	3 NYL vs. LVA 5/17/25				4 4 NYL at LAS 8/15/24							
5/30 at WAS	W	26:48	4-5	2-3	2-2	1	8	9	1	3	0	2	3	12	BLKS	3 NYL at WAS 5/30/25				3 3 NYL at WAS 5/30/25							
5/29 vs. GSV	W	32:08	1-5	1-3	0-0	3	5	8	1	3	2	3	0	3	MINS	32 NYL vs. GSV 5/29/25				33 NYL vs. CON 8/24/24							



#7 Rebekah Gardner

Guard • 6-1 • 130lbs • 34 • UCLA/USA

2 Years Pro

Named to 2022 All-WNBA Rookie Team. Recorded a career-high of 18 points and 10 rebounds, recording her first career double-double in the WNBA 7/14/2022 at Los Angeles. (she/her/hers)

	GP	GS	PPG	RPG	APG	SPG	BPG	MPG	FG%	3FG%	FT%	2025-26 HIGHS				CAREER HIGHS							
2025-26	9	0	5.2	1.7	1.0	0.67	0.22	14.0	.607	.500	1.000	PTS	11 NYL at WAS 5/30/25				18 CHI at LAS 7/14/22						
Career	47	2	7.7	3.0	1.3	1.30	0.47	20.1	.543	.404	.838	FGM	4 2 times (NYL @ WAS, 5/30/25)				8 CHI at LAS 7/14/22						
	POINTS				REB		AST	BLK	STL					FGA	6 2 times (NYL @ WAS, 5/30/25)				12 2 times (CHI @ NYL, 7/23/22)				
	10+	20+	30+	10+	10+	3+	3+	DBL-DBL	TPL-DBL				3FGM	1 5 times (NYL @ WAS, 6/5/25)				3 CHI vs. ATL 6/17/22					
												3FGA	2 3 times (NYL vs. CHI, 6/10/25)				4 2 times (CHI @ NYL, 7/23/22)						
2025-26	1	--	--	--	--	--	--	--	--	--	--	FTM	4 NYL at WAS 6/5/25				5 CHI vs. PHO 7/2/22						
												FTA	4 NYL at WAS 6/5/25				6 2 times (CHI @ NYL, 7/23/22)						
RECENT GAMES												OREB	1 5 times (NYL @ WAS, 5/30/25)				4 2 times (CHI @ LAS, 7/14/22)						
OPPONENT	W/L	MIN	FG-A	3P-A	FT-A	OR	DR	TR	A	PF	ST	TO	BS	PTS	DREB	3 NYL at WAS 5/30/25				6 3 times (CHI vs WAS, 5/26/23)			
6/10 vs. CHI	W	18:31	2-5	0-2	0-0	0	2	2	1	2	1	0	0	4	TREB	4 NYL at WAS 5/30/25				10 CHI at LAS 7/14/22			
6/5 at WAS	W	12:45	2-2	1-1	4-4	0	2	2	0	0	0	0	0	9	ASTS	4 NYL vs. CON 6/1/25				5 CHI vs. ATL 6/17/22			
6/1 vs. CON	W	20:10	1-1	1-1	0-0	0	0	0	4	5	0	1	1	3	STLS	2 NYL vs. GSV 5/27/25				4 2 times (CHI @ MIN, 5/19/23)			
5/30 at WAS	W	18:05	4-6	1-2	2-2	1	3	4	0	0	1	0	0	11	BLKS	1 2 times (NYL vs. CON, 6/1/25)				3 CHI at NYL 7/23/22			
5/29 vs. GSV	W	12:40	1-2	1-1	0-0	1	0	1	1	1	0	0	0	3	MINS	20 NYL vs. CON 6/1/25				30 CHI vs. MIN 6/26/22			



#21 Isabelle Harrison

Forward • 6-3 • 183lbs • 31 • Tennessee/USA

7 Years Pro

Community Assist Award (2022). Became the third player in WNBA history to have 20+ points, 8+ rebounds and 4+ steals off the bench on 6/30/2021 vs Chicago Sky, tying her career-high in points (23). AP Comeback Player of the Year (2019). (she/her/hers)

	GP	GS	PPG	RPG	APG	SPG	BPG	MPG	FG%	3FG%	FT%	2025-26 HIGHS				CAREER HIGHS				
2025-26	8	0	3.0	2.9	0.6	0.63	0.00	9.3	.440	.250	.500	PTS	9 NYL vs. CON 6/1/25	23 2 times (DAL @ NYL, 7/5/21)						
Career	189	81	7.5	4.4	1.0	0.78	0.39	18.7	.463	.200	.765	FGM	4 NYL vs. CON 6/1/25	10 2 times (DAL @ WAS, 8/26/21)						
	POINTS											FGA	7 NYL at WAS 6/5/25	18 CHI vs. DAL 9/8/24						
	10+	20+	30+	10+	10+	3+	3+	DBL-DBL	TPL-DBL				3FGM	1 NYL vs. CON 6/1/25	17 times (NYL vs. CON, 6/1/25)					
												3FGA	1 4 times (NYL vs. CHI, 6/10/25)	2 2 times (CHI @ CON, 9/19/24)						
2025-26	--	--	--	--	--	--	--	1	--				FTM	1 NYL at WAS 6/5/25	8 DAL vs. IND 8/20/21					
												FTA	2 NYL at WAS 6/5/25	10 LVA vs. PHO 5/19/17						
RECENT GAMES												OREB	3 NYL at WAS 6/5/25	7 DAL at CON 8/18/19						
OPPONENT	W/L	MIN	FG-A	3P-A	FT-A	OR	DR	TR	A	PF	ST	TO	BS	PTS	DREB	5 NYL vs. CON 6/1/25	11 CHI at NYL 7/11/24			
6/10 vs. CHI	W	15:58	0-3	0-1	0-0	1	4	5	1	0	0	0	0	0	TREB	6 NYL vs. CON 6/1/25	13 2 times (DAL @ CON, 8/18/19)			
6/5 at WAS	W	15:12	3-7	0-1	1-2	3	2	5	0	5	2	0	0	7	ASTS	2 NYL vs. GSV 5/27/25	6 LVA vs. CHI 6/30/17			
6/1 vs. CON	W	16:53	4-6	1-1	0-0	1	5	6	1	1	3	2	0	9	STLS	3 NYL vs. CON 6/1/25	4 3 times (DAL vs. MIN, 5/21/22)			
5/30 at WAS	W	8:42	2-3	0-0	0-0	1	2	3	0	3	0	0	0	4	BLKS	--	5 DAL at ATL 5/24/19			
5/29 vs. GSV	W	3:29	0-1	0-0	0-0	0	1	1	0	2	0	2	0	0	MINS	17 NYL vs. CON 6/1/25	38 DAL at WAS 8/28/21			





#20 Sabrina Ionescu

Guard • 5-11 • 165lbs • 27 • Oregon/USA

5 Years Pro

WNBA Champion with New York Liberty (2024). All-WNBA Second Team (2022, 2023, 2024). WNBA All-Star (2022, 2023, 2024). Olympic Gold Medalist (2024). (she/her/hers)

	GP	GS	PPG	RPG	APG	SPG	BPG	MPG	FG%	3FG%	FT%								
2025-26	9	9	17.9	3.8	5.2	1.56	0.56	29.3	.421	.333	.939								
Career	152	148	16.4	5.5	5.9	0.97	0.36	31.3	.406	.362	.908								
POINTS												REB		AST		BLK		STL	
	10+	20+	30+	10+	10+	3+	3+	DBL-DBL	TPL-DBL										
2025-26	7	4	--	--	--	--	1	--	--										
RECENT GAMES																			
OPPONENT	W/L	MIN	FG-A	3P-A	FT-A	OR	DR	TR	A	PF	ST	TO	BS	PTS					
6/10 vs. CHI	W	27:16	9-14	2-6	3-3	0	1	1	7	0	4	1	2	23					
6/5 at WAS	W	35:12	3-17	2-10	5-5	0	3	3	7	1	2	3	2	13					
6/1 vs. CON	W	18:56	6-9	4-6	2-2	0	2	2	5	0	2	4	1	18					
5/30 at WAS	W	31:42	9-16	4-11	6-6	0	3	3	5	0	2	2	0	28					
5/29 vs. GSV	W	36:10	7-21	6-15	4-4	1	5	6	4	2	1	2	0	24					
PTS												28	NYL at WAS 5/30/25		37	NYL at ATL 6/9/23			
FGM												9	2 times (NYL vs. CHI, 6/10/25)		13	NYL vs. MIN 6/5/22			
FGA												21	NYL vs. GSV 5/29/25		24	NYL vs. MIN 6/5/22			
3FGM												6	NYL vs. GSV 5/29/25		8	NYL at ATL 6/9/23			
3FGA												15	NYL vs. GSV 5/29/25		15	NYL vs. GSV 5/29/25			
FTM												6	NYL at WAS 5/30/25		12	NYL at DAL 8/8/22			
FTA												7	NYL at IND 5/24/25		12	NYL at DAL 8/8/22			
OREB												1	2 times (NYL vs. GSV, 5/29/25)		6	NYL vs. SEA 7/25/23			
DREB												7	NYL vs. LVA 5/17/25		13	NYL vs. CHI 6/12/22			
TREB												7	NYL vs. LVA 5/17/25		13	3 times (NYL @ LVA, 7/6/22)			
ASTS												7	2 times (NYL vs. CHI, 6/10/25)		16	NYL vs. PHO 7/31/22			
STLS												4	NYL vs. CHI 6/10/25		4	3 times (NYL vs. CHI, 6/10/25)			
BLKS												2	2 times (NYL vs. CHI, 6/10/25)		3	2 times (NYL vs. MIN, 7/28/23)			
MINS												37	NYL at IND 5/24/25		42	NYL vs. ATL 6/30/22			



#23 Marine Johannès

Guard • 5-10 • 134lbs • 30 • /France

3 Years Pro

Olympic Silver Medalist (2024). FIBA EuroCup Women Champion (2023). FIBA EuroCup Women Most Valuable Player (2023). WNBA-Best Three-Point Percentage (43.7%) Among Players with 100-Plus Attempts in 2022. (she/her/hers)

	GP	GS	PPG	RPG	APG	SPG	BPG	MPG	FG%	3FG%	FT%	2025-26 HIGHS				CAREER HIGHS			
2025-26	9	0	5.6	1.4	1.6	0.67	0.22	17.7	.383	.350	.000	PTS	18 NYL vs. GSV 5/27/25	23 NYL vs. SEA 6/19/22					
Career	87	15	7.8	1.6	2.3	0.59	0.11	20.4	.432	.391	.806	FGM	6 NYL vs. GSV 5/27/25	9 NYL vs. SEA 6/19/22					
												FGA	11 NYL vs. GSV 5/27/25	15 NYL vs. ATL 6/13/23					
												3FGM	6 NYL vs. GSV 5/27/25	6 2 times (NYL vs. GSV, 5/27/25)					
												3FGA	11 NYL vs. GSV 5/27/25	11 NYL vs. GSV 5/27/25					
												FTM	--	5 NYL vs. CON 9/1/23					
2025-26	1	--	--	--	--	--	--	1	--	--	--	FTA	--	6 NYL vs. CON 9/1/23					
												OREB	2 NYL at WAS 5/30/25	4 NYL vs. CON 8/30/19					
												DREB	2 4 times (NYL vs. CHI, 6/10/25)	5 2 times (NYL @ WAS, 7/21/23)					
												TREB	2 5 times (NYL vs. CHI, 6/10/25)	6 NYL at WAS 7/21/23					
												ASTS	6 NYL vs. CON 6/1/25	9 NYL at LVA 7/6/22					
												STLS	4 NYL vs. GSV 5/27/25	4 2 times (NYL vs. GSV, 5/27/25)					
												BLKS	1 2 times (NYL vs. GSV, 5/27/25)	2 NYL at CON 7/24/19					
												MINS	22 NYL at CHI 5/22/25	38 NYL vs. ATL 6/30/22					
RECENT GAMES																			
OPPONENT	W/L	MIN	FG-A	3P-A	FT-A	OR	DR	TR	A	PF	ST	TO	BS	PTS					
6/10 vs. CHI	W	18:36	1-6	1-5	0-0	0	2	2	1	1	0	0	0	3					
6/5 at WAS	W	15:07	1-2	1-2	0-0	1	0	1	1	2	0	1	0	3					
6/1 vs. CON	W	12:58	3-4	2-3	0-0	0	2	2	6	0	1	0	0	8					
5/30 at WAS	W	16:56	1-8	1-7	0-0	2	0	2	1	1	0	1	0	3					
5/29 vs. GSV	W	21:20	3-7	1-4	0-0	0	1	1	0	3	0	1	0	7					



#35 Jonquel Jones

Center • 6-6 • 215lbs • 31 • George Washington/Bahamas

9 Years Pro

WNBA Champion & Finals Most Valuable Player with New York Liberty (2024). Commissioner's Cup Most Valuable Player (2023). All-WNBA Second Team (2017, 2019, 2022, 2024). All-WNBA Defensive Team (2019, 2021, 2022, 2024). (she/her/hers)

	GP	GS	PPG	RPG	APG	SPG	BPG	MPG	FG%	3FG%	FT%	2025-26 HIGHS				CAREER HIGHS							
2025-26	7	7	13.9	10.3	2.7	0.57	1.29	24.6	.478	.429	.655	PTS	26 NYL at IND 5/24/25				34 NYL at LVA 6/15/24						
Career	279	234	13.3	8.5	1.9	0.83	1.35	25.5	.515	.377	.788	FGM	9 NYL at IND 5/24/25				12 2/3 times (NYL @ LVA, 6/15/24)						
												FGA	15 NYL at IND 5/24/25				23 CON at CHI 6/29/22						
												3FGM	3 2 times (NYL vs. CON, 6/1/25)				5 2 times (CON vs. MIN, 8/17/18)						
												3FGA	6 NYL at WAS 5/30/25				9 CON at CHI 6/29/22						
												FTM	6 NYL at IND 5/24/25				11 CON vs. DAL 8/12/17						
2025-26	6	1	--	5	--	1	--	5	--			FTA	7 NYL at IND 5/24/25				14 CON vs. DAL 8/12/17						
RECENT GAMES																							
OPPONENT	W/L	MIN	FG-A	3P-A	FT-A	OR	DR	TR	A	PF	ST	TO	BS	PTS									
6/10 vs. CHI	W	DND - Injury																					
6/5 at WAS	W	5:49	1-3	0-1	1-2	0	4	4	1	1	0	0	0	3									
6/1 vs. CON	W	23:07	4-7	3-4	2-2	1	10	11	0	4	0	3	0	13									
5/30 at WAS	W	29:47	5-14	1-6	3-6	3	15	18	3	2	2	1	2	14									
5/29 vs. GSV	W	DND - Injury																					
															OREB	4 2 times (NYL vs. GSV, 5/27/25)				10 CON vs. LAS 6/27/17			
															DREB	15 NYL at WAS 5/30/25				16 2 times (CON @ NYL, 7/11/21)			
															TREB	18 NYL at WAS 5/30/25				22 2 times (CON @ LAS, 5/31/19)			
															ASTS	6 NYL vs. LVA 5/17/25				8 NYL vs. LAS 6/20/24			
															STLS	2 NYL at WAS 5/30/25				5 2 times (CON @ CHI, 6/29/22)			
															BLKS	4 NYL at CHI 5/22/25				6 CON vs. LVA 8/23/19			
															MINS	36 NYL at IND 5/24/25				41 CON at SEA 5/25/21			



#8 Nyara Sabally

Center • 6-5 • 204lbs • 25 • Oregon/Germany

2 Years Pro

Women's Basketball Super League Champion with Fenerbahçe S.K. (2025). WNBA Champion with New York Liberty (2024). Olympian (2024). (she/her/hers)

	GP	GS	PPG	RPG	APG	SPG	BPG	MPG	FG%	3FG%	FT%	2025-26 HIGHS				CAREER HIGHS				
2025-26	3	1	5.7	3.7	1.0	1.00	0.33	11.8	.750	.000	1.000	PTS	9 NYL vs. CHI 6/10/25	14 2 times (NYL vs. ATL, 9/19/24)						
Career	62	1	3.6	3.0	0.4	0.48	0.44	10.4	.526	.182	.740	FGM	4 NYL vs. CHI 6/10/25	5 2 times (NYL vs. ATL, 9/19/24)						
												FGA	4 2 times (NYL vs. CHI, 6/10/25)	8 NYL vs. ATL 9/19/24						
POINTS					REB	AST	BLK	STL					3FGM	1 2 times (NYL vs. CHI, 6/4/23)						
	10+		20+	30+	10+	10+	3+	3+	DBL-DBL	TPL-DBL				3FGA	2 NYL vs. CHI 6/4/23					
2025-26	--		--		--		--		--				--		6 NYL at WAS 9/17/24					
RECENT GAMES												FTA	2 2 times (NYL @ CHI, 5/22/25)				7 NYL at WAS 9/17/24			
OPPONENT	W/L	MIN	FG-A	3P-A	FT-A	OR	DR	TR	A	PF	ST	TO	BS	PTS	OREB	4 2 times (NYL vs. LVA, 5/17/25)				
6/10 vs. CHI	W	14:52	4-4	0-0	1-1	1	2	3	1	1	1	0	0	9	DREB	3 NYL at CHI 5/22/25				
6/5 at WAS	W											DND - Injury				TREB	5 NYL vs. LVA 5/17/25			
6/1 vs. CON	W											DND - Injury				ASTS	1 3 times (NYL vs. CHI, 6/10/25)			
5/30 at WAS	W															STLS	2 NYL at CHI 5/22/25			
5/29 vs. GSV	W															BLKS	1 NYL at CHI 5/22/25			
												MINS	15 NYL vs. CHI 6/10/25				28 NYL at LAS 8/28/24			



#0 Jaylyn Sherrod

Guard • 5-7 • 100lbs • 23 • Colorado/USA

1 Year Pro

WNBA Champion with New York Liberty (2024). USA Basketball 3x3 Women's National Team development camp invitee (2024). Three-Time Pac-12 All-Defensive selection with Colorado. (she/her/hers)

	GP	GS	PPG	RPG	APG	SPG	BPG	MPG	FG%	3FG%	FT%	2025-26 HIGHS				CAREER HIGHS				
2025-26	6	0	1.5	0.8	0.8	0.83	0.00	6.5	.250	.167	.500	PTS	6 NYL vs. CON 6/1/25	8 NYL vs. ATL 9/19/24						
Career	16	0	1.8	0.5	0.6	0.50	0.06	4.7	.385	.250	.500	FGM	2 NYL vs. CON 6/1/25	3 NYL vs. ATL 9/19/24						
												FGA	5 NYL vs. CON 6/1/25	5 2 times (NYL vs. CON, 6/1/25)						
POINTS			REB			AST	BLK	STL					3FGM	1 NYL vs. CON 6/1/25	1 3 times (NYL vs. CON, 6/1/25)					
	10+	20+	30+	10+	10+	3+	3+	DBL-DBL	TPL-DBL				3FGA	3 NYL vs. CON 6/1/25	3 NYL vs. CON 6/1/25					
2025-26	--	--	--	--	--	--	1	--					FTM	1 2 times (NYL vs. CON, 6/1/25)	2 NYL vs. DAL 8/22/24					
													FTA	3 NYL vs. CON 6/1/25	4 NYL vs. ATL 9/19/24					
RECENT GAMES												OREB	1 2 times (NYL vs. CHI, 6/10/25)	1 4 times (NYL vs. CHI, 6/10/25)						
OPPONENT	W/L	MIN	FG-A	3P-A	FT-A	OR	DR	TR	A	PF	ST	TO	BS	PTS	DREB	1 3 times (NYL vs. CHI, 6/10/25)	1 4 times (NYL vs. CHI, 6/10/25)			
6/10 vs. CHI	W	10:00	0-3	0-1	0-0	1	1	2	2	3	2	2	0	0	TREB	2 2 times (NYL vs. CHI, 6/10/25)	2 2 times (NYL vs. CHI, 6/10/25)			
6/5 at WAS	W														ASTS	2 NYL vs. CHI 6/10/25	2 3 times (NYL vs. CHI, 6/10/25)			
6/1 vs. CON	W	18:21	2-5	1-3	1-3	0	1	1	0	3	3	2	0	6	STLS	3 NYL vs. CON 6/1/25	3 NYL vs. CON 6/1/25			
5/30 at WAS	W	2:03	0-0	0-0	0-0	0	0	0	0	1	0	1	0	0	BLKS	--	1 NYL vs. DAL 8/22/24			
5/29 vs. GSV	W														MINS	18 NYL vs. CON 6/1/25	18 NYL vs. CON 6/1/25			




#30 Breanna Stewart

Forward • 6-4 • 170lbs • 30 • Connecticut/USA

9 Years Pro

4-time WNBA Champion (2018, 2020, 2024). All-WNBA First Team (2018, 2020, 2021, 2022, 2023, 2024). WNBA All-Star (2017, 2018, 2021, 2022, 2023, 2024). Olympic Gold Medalist (2016, 2020, 2024). Two-time WNBA MVP (2018, 2023). (she/her/hers)

	GP	GS	PPG	RPG	APG	SPG	BPG	MPG	FG%	3FG%	FT%	2025-26 HIGHS				CAREER HIGHS			
2025-26	9	9	19.0	5.4	3.7	1.22	1.33	28.7	.538	.148	.809	PTS	27 NYL vs. GSV 5/29/25	45 NYL vs. IND 5/21/23					
Career	244	244	20.9	8.5	3.2	1.43	1.42	32.4	.472	.355	.836	FGM	10 2 times (NYL vs. GSV, 5/27/25)	15 3 times (NYL @ IND, 8/13/23)					
												FGA	16 NYL at WAS 6/5/25	28 SEA at DAL 5/22/21					
												3FGM	2 NYL at CHI 5/22/25	6 2 times (NYL @ MIN, 8/26/23)					
												3FGA	5 2 times (NYL @ WAS, 5/30/25)	10 NYL at IND 8/13/23					
												FTM	15 NYL vs. GSV 5/29/25	15 2 times (NYL vs. GSV, 5/29/25)					
												FTA	19 NYL vs. GSV 5/29/25	19 NYL vs. GSV 5/29/25					
												OREB	2 NYL vs. GSV 5/29/25	6 2 times (NYL vs. MIN, 9/15/24)					
												DREB	10 NYL at WAS 6/5/25	17 SEA at LVA 8/22/20					
												TREB	11 NYL at WAS 6/5/25	18 2 times (NYL vs. MIN, 9/15/24)					
												ASTS	7 NYL at WAS 5/30/25	9 2 times (SEA @ LAS, 9/4/20)					
												STLS	3 2 times (NYL vs. GSV, 5/27/25)	6 2 times (NYL vs. CON, 5/27/23)					
												BLKS	3 NYL vs. GSV 5/29/25	6 2 times (NYL vs. LAS, 6/22/24)					
												MINS	36 NYL at IND 5/24/25	41 SEA vs. CHI 5/25/18					
RECENT GAMES																			
OPPONENT	W/L	MIN	FG-A	3P-A	FT-A	OR	DR	TR	A	PF	ST	TO	BS	PTS					
6/10 vs. CHI	W	27:23	8-14	0-2	2-3	0	7	7	5	2	0	1	2	18					
6/5 at WAS	W	35:12	8-16	0-3	10-13	1	10	11	1	4	1	2	1	26					
6/1 vs. CON	W	22:49	4-5	1-2	4-4	0	3	3	5	1	1	1	1	13					
5/30 at WAS	W	24:52	3-10	0-5	4-4	0	3	3	7	1	1	2	1	10					
5/29 vs. GSV	W	34:03	6-12	0-2	15-19	2	5	7	4	1	2	3	3	27					



22
KENNEDY BURKE
GUARD




9
NATASHA CLOUD
GUARD



1
MARQUESHA DAVIS
GUARD



13
LEONIE FIEBICH
FORWARD




7
REBEKAH GARDNER
GUARD




21
ISABELLE HARRISON
FORWARD



20
SABRINA IONESCU
GUARD



23
MARINE JOHANNÈS
GUARD



35
JONQUEL JONES
CENTER



8
NYARA SABALLY
CENTER



0
JAYLYN SHERROD
GUARD



30
BREANNA STEWART
FORWARD



PLAYER MILESTONES AND ATTENDANCE SUMMARY



PLAYER	FTM	N	DA	PTS	N	DA	REB	N	DA	AST	N	DA	STL	N	DA	BLK	N	DA	GAMES	N	DA	3FGM	N	DA
Ionescu, S.	500	65	--	2,500	2	--	1,000	158	--	900	2	--	100	--	5/20/24	--	--	--	100	--	8/24/23	500	97	--
Burke, K.	100	1	--	500	--	7/6/24	250	27	--	100	--	5/29/25	100	13	--	--	--	--	100	--	6/2/24	--	--	--
Stewart, B.	1,400	85	--	6,000	410	--	2,500	180	--	900	48	--	400	21	--	400	5	--	300	30	--	500	63	--
Cloud, N.	600	93	--	2,500	--	5/24/25	1,000	37	--	1,600	22	--	300	--	5/27/25	--	--	--	300	5	--	300	9	--
Davis, K.	--	--	--	--	--	--	--	--	--	--	--	--	--	--	--	--	--	--	--	--	--	--	--	--
Davis, M.	--	--	--	--	--	--	--	--	--	--	--	--	--	--	--	--	--	--	--	--	--	--	--	--
Fiebich, L.	--	--	--	--	--	--	--	--	--	--	--	--	--	--	--	--	--	--	--	--	--	--	--	--
Gardner, R.	--	--	--	--	--	--	--	--	--	--	--	--	--	--	--	--	--	--	--	--	--	--	--	--
Harrison, I.	300	--	9/17/24	1,500	--	6/30/24	1,000	17	--	200	--	7/11/24	200	35	--	100	7	--	200	--	9/13/24	--	--	--
Johannès, M.	--	--	--	500	--	7/23/23	--	--	--	200	--	6/10/25	--	--	--	--	--	--	100	13	--	100	--	6/29/23
Jones, J.	800	97	--	4,000	240	--	2,500	109	--	600	67	--	200	--	9/3/23	400	20	--	300	18	--	300	--	9/12/24
Sabally, N.	--	--	--	--	--	--	--	--	--	--	--	--	--	--	--	--	--	--	--	--	--	--	--	--
Sherrod, J.	--	--	--	--	--	--	--	--	--	--	--	--	--	--	--	--	--	--	--	--	--	--	--	--

"N" = Needs, "DA" = Date Acquired

NEW YORK LIBERTY Attendance Summary (As of June 13, 2025)

top 10 home attendance				top 10 away attendance			
ATTENDANCE	DATE	OPPONENT	RESULT	ATTENDANCE	DATE	OPPONENT	RESULT
17,758	7/11/2024	Chicago Sky	W, 91-76	17,274	7/6/2024	Indiana Fever	L, 83-78
17,735	5/18/2024	Indiana Fever	W, 91-80	17,274	5/24/2025	Indiana Fever	W, 90-88
17,415	6/1/2025	Connecticut Sun	W, 100-52	17,274	5/16/2024	Indiana Fever	W, 102-66
17,401	6/2/2024	Indiana Fever	W, 104-68	15,800	8/30/2024	Seattle Storm	W, 98-85
17,344	5/17/2025	Las Vegas Aces	W, 92-78	13,106	8/19/2018	Phoenix Mercury	L, 96-85
16,081	6/10/2025	Chicago Sky	W, 85-66	11,724	8/6/2022	Phoenix Mercury	L, 76-62
15,393	9/8/2024	Las Vegas Aces	W, 75-71	11,388	6/15/2019	Los Angeles Sparks	W, 98-92
14,951	5/29/2025	Golden State Valkyries	W, 82-77	11,120	8/15/2024	Los Angeles Sparks	W, 103-68
14,774	5/27/2025	Golden State Valkyries	W, 95-67	11,067	8/14/2018	Los Angeles Sparks	L, 74-66
14,246	9/15/2024	Minnesota Lynx	L, 88-79	10,873	8/17/2018	Seattle Storm	L, 85-77

OVERALL HOME ATTENDANCE (Regular Season only)

YEAR	GAMES	TOTAL	AVERAGE
2013	1	0	0
2014	4	0	0
2015	2	0	0
2016	5	0	0
2017	6	0	0
2018	17	47,988	2,823
2019	17	38,067	2,239
2020	11	0	0
2021	16	28,113	1,757
2022	18	95,882	5,327
2023	20	155,535	7,777
2024	20	254,590	12,730
2025	5	80,565	16,113

OVERALL AWAY ATTENDANCE (Regular Season only)

YEAR	GAMES	TOTAL	AVERAGE
2013	1	0	0
2014	3	0	0
2015	1	0	0
2016	3	0	0
2017	7	0	0
2018	17	127,214	7,483
2019	17	111,991	6,588
2020	11	0	0
2021	16	31,805	1,988
2022	18	106,202	5,900
2023	20	137,366	6,868
2024	20	180,403	9,020
2025	4	34,699	8,675

