



New York Liberty (8-0) vs. Chicago Sky (2-5)



Tuesday, June 10th, 2025 — Barclays Center — 8:00 pm EDT — Regular Season Game #9 — Home Game #5

TV: ESPN

Follow the Liberty PR Department on X: @nylibertyPR and @NYL_Stats

2024 WNBA CHAMPIONS | 2023 COMMISSIONER'S CUP CHAMPIONS

PROBABLE STARTING LINEUP

PLAYER / 2025-26 REGULAR SEASON AVERAGES

#9 **Natasha Cloud** G • 5-10 • St. Joseph's (PA)/USA • 10th Season

GP/GS	PPG	RPG	APG	SPG	BPG	MPG
8/8	10.0	3.9	6.6	1.9	0.6	27.8

#20 **Sabrina Ionescu** G • 5-11 • Oregon/USA • 5th Season

GP/GS	PPG	RPG	APG	SPG	BPG	MPG
8/8	17.3	4.1	5.0	1.3	0.4	29.6

#13 **Leonie Fiebich** F • 6-4 • /Germany • 2nd Season

GP/GS	PPG	RPG	APG	SPG	BPG	MPG
8/8	6.8	4.1	0.6	0.9	0.5	24.1

#30 **Breanna Stewart** F • 6-4 • UConn/USA • 9th Season

GP/GS	PPG	RPG	APG	SPG	BPG	MPG
8/8	19.1	5.3	3.5	1.4	1.3	28.9

#35 **Jonquel Jones** C • 6-6 • George Washington/Bahamas • 9th Season

GP/GS	PPG	RPG	APG	SPG	BPG	MPG
7/7	13.9	10.3	2.7	0.6	1.3	24.6

Marquesha Davis (Mar-QWEE-Shuh); **Leonie Fiebich** (Lay-oh-knee FEE-bich ["ich" like "rich"]); **Sabrina Ionescu** (yo-NESS-coo); **Marine Johannes** (Jo-han-ess); **Nyara Sabaly** (Knee-ARE-uh SAH-buh-lee); **Jaylyn Sherrod** (SURE-rod); **Breanna Stewart** (bree-ANN-uh [NOT bree-ON-uh])

2025-26 REGULAR SEASON LIBERTY RECORDS

	RECORD	HOME	ROAD	OT
OVERALL	8-0	4-0	4-0	--
WESTERN	3-0	3-0	--	--
EASTERN	5-0	1-0	4-0	--

STREAKS

OVERALL	Won 8
HOME	Won 4
ROAD	Won 4

MATCHUP QUICK HITS

In the second matchup of the 2025 regular season between the New York Liberty and the Chicago Sky, New York enters fresh off setting a franchise record for best start to a season with an 8-0 record.

These two organizations last met on May 22, when the Liberty set a new WNBA regular-season record for most threes made in a game (19) en route to a 99-74 win. New York has since tied this record in the June 1 contest against the Connecticut Sun.

In addition to the team's 3-point record, **Kennedy Burke** matched her career-high for 3-pointers as she shot a perfect 4/4 from deep while putting up 17 points, a scoring record for her Liberty career.

As a squad, the Liberty totaled 9 blocks against the Sky in their most recent meeting. This is the third-most blocks a team has made in a game in the 2025 WNBA season thus far.

Since the May 22 game, the Liberty have continued to gain momentum, setting records and winning awards. Week one of the season saw **Natasha Cloud** win Eastern Conference Player of the Week, the first in-season WNBA award of her career. **Sandy Brondello** was awarded WNBA Coach of the Month for May as she led the team to a 6-0 start and a league-best 16-point average margin of victory.

Sabrina Ionescu achieved the milestone of making 400 threes in her career. She reached this mark in 151 games, a record for the quickest WNBA player to do so. Her current total of 401 3-pointers makes her the New York Liberty's all-time leader in triples.

With this season's performances so far, **Breanna Stewart** has scored 5,572 points in her nine-year career. She is currently No.8 on New York's all-time scorers list and No. 20 on the WNBA's all-time scorers list.

Jonquel Jones has blocked 110 shots during her time in seafoam, tying the Liberty's eighth-highest block total. Jones is currently the only WNBA player who is averaging a double-double this season.

Through the first eight games of the season, the Liberty hit 96 shots from beyond the arc. This is a WNBA record for a team's initial eight contests.

2025 REGULAR SEASON SCHEDULE

DATE	OPPONENT	SCORE	RECORD
5/17	vs. Aces	92-78 W	1-0
5/22	@ Sky	99-74 W	2-0
5/24	@ Fever	90-88 W	3-0
5/27	vs. Valkyries	95-67 W	4-0
5/29	vs. Valkyries	82-77 W	5-0
5/30	@ Mystics	85-63 W	6-0
6/1	vs. Sun	100-52 W	7-0
6/5	@ Mystics	86-78 W	8-0
6/10	vs. Sky	8:00 pm --	
6/14	@ Fever	3:00 pm --	
6/17	vs. Dream	7:00 pm --	
6/19	vs. Mercury	7:00 pm --	
6/22	@ Storm	7:00 pm --	
6/25	@ Valkyries	10:00 pm --	
6/27	@ Mercury	10:00 pm --	
6/29	@ Dream	3:00 pm --	
7/3	vs. Sparks	7:00 pm --	
7/6	vs. Storm	1:00 pm --	
7/8	vs. Aces	8:00 pm --	
7/13	vs. Dream	3:00 pm --	
7/16	vs. Fever	7:30 pm --	
7/22	vs. Fever	8:00 pm --	
7/25	vs. Mercury	7:30 pm --	
7/26	vs. Sparks	7:00 pm --	
7/28	@ Wings	8:00 pm --	
7/30	@ Lynx	8:00 pm --	
8/1	@ Sun	7:30 pm --	
8/3	@ Sun	1:00 pm --	
8/5	vs. Wings	7:00 pm --	
8/8	@ Wings	7:30 pm --	
8/10	vs. Lynx	12:30 pm --	
8/12	@ Sparks	10:00 pm --	
8/13	@ Aces	9:30 pm --	
8/16	@ Lynx	2:00 pm --	
8/19	vs. Lynx	7:00 pm --	
8/21	vs. Sky	7:00 pm --	
8/23	@ Dream	2:00 pm --	
8/25	vs. Sun	7:00 pm --	
8/28	vs. Mystics	7:00 pm --	
8/30	@ Mercury	10:00 pm --	
9/2	@ Valkyries	10:00 pm --	
9/5	@ Storm	10:00 pm --	
9/9	vs. Mystics	7:00 pm --	
9/11	@ Sky	8:00 pm --	



NO.	PLAYER	POS.	HT.	BIRTHDATE	PRIOR TO WNBA/HOME COUNTRY	WNBA EXP.
22	Kennedy Burke	G	6-1	02/14/1997	UCLA/USA	5
9	Natasha Cloud	G	5-10	02/22/1992	St. Joseph's (PA)/USA	10
1	Marquesha Davis	G	6-0	05/29/2001	Mississippi/USA	1
13	Leonie Fiebich	F	6-4	01/10/2000	/Germany	2
7	Rebekah Gardner	G	6-1	07/09/1990	UCLA/USA	2
21	Isabelle Harrison	F	6-3	09/27/1993	Tennessee/USA	7
20	Sabrina Ionescu	G	5-11	12/06/1997	Oregon/USA	5
23	Marine Johannès	G	5-10	01/21/1995	/France	3
35	Jonquel Jones	C	6-6	01/05/1994	George Washington/Bahamas	9
8	Nyara Sabally	C	6-5	02/26/2000	Oregon/Germany	2
0	Jaylyn Sherrod	G	5-7	10/21/2001	Colorado/USA	1
30	Breanna Stewart	F	6-4	08/27/1994	UConn/USA	9

STAFF

Head Coach	Sandy Brondello (she/her)
Assistant Coach	Olaf Lange (he/him)
Assistant Coach	Sonia Raman (she/her)
Assistant Coach	Zach O'Brien (he/him)
Head Athletic Trainer	Theresa Acosta (she/her)

PRONUNCIATION GUIDE

Marquesha Davis (Mar-QWEE-Shuh); **Leonie Fiebich** (Lay-oh-knee FEE-bich ["ich" like "rich"]); **Sabrina Ionescu** (yo-NESS-coo); **Marine Johannès** (Jo-han-ess); **Nyara Sabally** (Knee-ARE-uh SAH-buh-lee); **Jaylyn Sherrod** (SURE-rod); **Breanna Stewart** (bree-ANN-uh [NOT bree-ON-uh])
Coaches: **Sandy Brondello** (braun-DELL-oh), **Olaf Lange** (Lang)

HOW THE LIBERTY WERE BUILT

FREE AGENTS

- 2025** - Kennedy Burke (Re-signed on February, 1, 2025.)
- Isabelle Harrison (Signed as free agent on Feb. 21, 2025.)
- Marine Johannès (Re-signed with New York Liberty on Mar. 21, 2025.)
2024 - Jaylyn Sherrod (Signed rest of season contract on Aug. 16, 2024.)
2023 - Breanna Stewart (Resigned with the New York Liberty on March 26, 2025.)

OBTAINED VIA TRADE

- 2024** - Natasha Cloud (Acquired via trade from CON on March 16, 2025)
- Rebekah Gardner (Acquired via trade from CHI in 2024)
2023 - Leonie Fiebich (Acquired player rights from CHI via four-team trade)
- Jonquel Jones (Re-signed with New York Liberty February 16, 2024)

OBTAINED VIA DRAFT

- 2024** - Marquesha Davis (Drafted No. 11 overall by New York Liberty)
2022 - Nyara Sabally (Drafted No. 5 overall in 2022 WNBA Draft)
2020 - Sabrina Ionescu (Re-signed with New York Liberty on May 15, 2023)

NUMERICAL ROSTER

0 Jaylyn Sherrod	20 Sabrina Ionescu
1 Marquesha Davis	21 Isabelle Harrison
7 Rebekah Gardner	22 Kennedy Burke
8 Nyara Sabally	23 Marine Johannès
9 Natasha Cloud	30 Breanna Stewart
13 Leonie Fiebich	35 Jonquel Jones

STATUS REPORT

Jonquel Jones - QUESTIONABLE (R. Ankle)

LIBERTY PREGAME AVAILABILITY: 90-60 Minutes on Game Clock (Begins at 6:28:30 PM ET)

90-75 Minutes	80-65 Minutes	75-60 Minutes
Kennedy Burke	Sabrina Ionescu	Jonquel Jones
Natasha Cloud	Breanna Stewart	Leonie Fiebich
Marquesha Davis		
Rebekah Gardner		
Marine Johannès		
Isabelle Harrison		
Nyara Sabally		
Jaylyn Sherrod		



WOMEN'S NATIONAL BASKETBALL ASSOCIATION

OFFICIAL SCORER'S REPORT
FINAL BOX

Thursday, June 5, 2025 CareFirst Arena, Washington, DC

Officials: #34 Maj Forsberg, #3 Ryan Sassano, #44 Sarah Williams

Game Duration: 2:07
Attendance: 4200 (Sellout)

VISITOR: New York Liberty (8-0)

	POS	MIN	FG	FGA	3P	3PA	FT	FTA	OR	DR	TOT	A	PF	ST	TO	BS	+/-	PTS
13 Leonie Fiebich	F	31:04	3	5	2	4	1	2	1	2	3	0	4	1	3	0	13	9
30 Breanna Stewart	F	35:12	8	16	0	3	10	13	1	10	11	1	4	1	2	1	6	26
35 Jonquel Jones	C	05:49	1	3	0	1	1	2	0	4	4	1	1	0	0	0	-1	3
20 Sabrina Ionescu	G	35:12	3	17	2	10	5	5	0	3	3	7	1	2	3	2	5	13
9 Natasha Cloud	G	29:51	1	4	0	2	2	2	0	2	2	5	5	3	4	0	10	4
22 Kennedy Burke		19:48	4	5	4	4	0	0	2	3	5	0	1	1	0	0	-7	12
23 Marine Johannès		15:07	1	2	1	2	0	0	1	0	1	1	2	0	1	0	-1	3
21 Isabelle Harrison		15:12	3	7	0	1	1	2	3	2	5	0	5	2	0	0	1	7
7 Rebekah Gardner		12:45	2	2	1	1	4	4	0	2	2	0	0	0	0	0	14	9
1 Marquesha Davis	DNP - Coach's Decision																	
8 Nyara Sabally	DND - Injury/Illness - Right Knee																	
0 Jaylyn Sherrod	DNP - Coach's Decision																	
		200:00	26	61	10	28	24	30	8	28	36	15	23	10	13	3	8	86
			42.6%		35.7%		80%		TM REB: 4			TOT TO: 15 (9 PTS)						

HOME: WASHINGTON MYSTICS (3-6)

	POS	MIN	FG	FGA	3P	3PA	FT	FTA	OR	DR	TOT	A	PF	ST	TO	BS	+/-	PTS
22 Sonia Citron	F	34:35	4	8	2	4	3	4	0	5	5	3	4	1	2	0	-2	13
44 Kiki Iriafen	F	18:11	6	13	0	0	5	6	6	3	9	1	5	0	0	0	-2	17
31 Stefanie Dolson	C	19:42	4	6	0	2	0	0	0	0	0	1	2	0	3	1	-8	8
20 Brittney Sykes	G	31:57	2	9	1	2	2	6	1	1	2	5	4	0	3	0	-2	7
1 Sug Sutton	G	16:33	1	4	0	3	0	0	0	2	2	0	2	0	2	1	-10	2
0 Shakira Austin		22:41	3	11	0	2	3	4	3	8	11	4	4	1	1	0	-9	9
5 Jade Melbourne		27:14	6	8	2	3	1	2	1	1	2	4	1	1	1	0	1	15
21 Emily Engstler		13:38	2	4	0	1	0	1	1	6	7	2	2	0	2	0	2	4
24 Aaliyah Edwards		12:45	1	3	0	1	1	1	0	1	1	0	0	0	0	0	-3	3
33 Lucy Olsen		02:44	0	1	0	1	0	0	0	0	0	0	0	0	0	0	-7	0
8 Georgia Amoore	DND - Injury/Illness - ACL																	
3 Sika Koné	DNP - Coach's Decision																	
		200:00	29	67	5	19	15	24	12	27	39	20	24	3	14	2	-8	78
			43.3%		26.3%		62.5%		TM REB: 9			TOT TO: 15 (14 PTS)						

SCORE BY PERIOD	1	2	3	4	FINAL
Liberty	17	32	24	13	86
MYSTICS	22	12	23	21	78

Inactive: Liberty -

Inactive: Mystics -

Points in the Paint: Liberty 24 (12/23), MYSTICS 46 (23/41) Biggest Lead: Liberty 16, MYSTICS 6

2nd Chance Points: Liberty 8 (2/7), MYSTICS 12 (5/10) Lead Changes: 3

Fast Break Points: Liberty 9 (3/6), MYSTICS 0 (0/1)

Times Tied: 3





A Recap of New York's Historic 2024 Playoff Run

First Round Sweep

The New York Liberty's playoff path began with a best-of-three series against the Atlanta Dream. The Liberty swept Atlanta via back-to-back wins at Barclays Center.

Game 1 was dominated by the Liberty, who were up by as much as 22 points and never relinquished their lead. Sabrina Ionescu and rookie Leonie Fiebich led the team in scoring, each putting up 25 points. Fiebich also became the first ever rookie with 4+ 3PM in a playoff game without a miss. Breanna Stewart put up a 24-11 double-double and got up for three blocks as the team held the Dream to shooting 18.8% from three.

Sweeping the series with a Game 2 win, New York grinded out a 9.1 net rating, with every starter finishing with a positive plus/minus. With a Sabrina Ionescu 36-point night, which tied the franchise's single-game playoff scoring record, and a Jonquel Jones 20-point, 13 rebound double-double, the Liberty fended off Atlanta's attempt to even the series.

Feeling Lucky in Las Vegas

In the 2024 Semifinals against the Las Vegas Aces, New York continued their defense of home court in the post season. With three players scoring in double figures, the Liberty powered past the Aces in Game 1. After a Jonquel Jones made three less than two minutes into the game to the final buzzer, New York held the lead in a wire-to-wire victory.

A Game 2 win featured every starter earning a defensive rating equal to or above 100.0. Sabrina Ionescu led the way with 24 points and nine rebounds.

Playing a second game in Michelob Ultra Arena after a Game 3 loss, the Liberty were determined to end the series with a Game 4 win. On the back of a Breanna Stewart double-double, the Liberty closed out the series with a resounding 14-point win.

A Finals Series for the Ages

New York's second Finals appearance in two years began with hosting the first two games in Barclays Center. After a Game 1 loss in overtime, the Liberty stormed through Game



2 to victory, shooting 45.8% from three and building up a lead by as much as 17 points. In the first two matchups, Jonquel Jones amassed a combined 38 points and 19 rebounds.

Hitting the road for Minnesota, the Liberty battled for a Game 3 win with Breanna Stewart racking up a 30-point double-double. Stewart, Betnijah Laney-Hamilton, Jonquel Jones, Sabrina Ionescu and Nyara Sabally combined for nine blocks, matching the franchise record for most blocks in a playoff game. Sabrina Ionescu called game, sinking a game-winning 28-foot 3-pointer with one second left on the shot clock.

A close Game 4 loss despite 21 points from Jones set the stage for the Game 5 face-off in Brooklyn with the series tied at 2-2. Leading the team, Jones scored 17 points and Stewart put up 3 blocks. Nyara Sabally and Leonie Fiebich combined for 26 points, including a key 5 points in overtime that guaranteed the New York Liberty their first WNBA title in franchise history and the city's first basketball title in over 50 years. Jonquel Jones was awarded the 2024 Finals Most Valuable Player award after tallying 89 points, 38 rebounds, 11 assists and 4 blocks in the series.

All Eyes on the Liberty

A New York Liberty attendance record was set when over 18,000 fans gathered in the arena to watch the Liberty bring New York its first

professional basketball championship since 1973.

The Finals series averaged 1.6 million viewers, garnering the highest rating in 25 years. This mark was a 115% increase from the 2023 WNBA Finals. Games 3, 4 and 5 were the most watched WNBA Finals games that aired on cable. Viewership for Game 5 peaked at 3.3 million, with its television rating doubling the previous record for a Game 5 Finals matchup.

Canyon of Heroes History

Thousands upon thousands of fans showered the 2024 WNBA Champions with ticker tape and support as the New York Liberty's championship parade made its way down the renowned Canyon of Heroes. The Liberty joined New York sports history as they took the famous same path taken by winners of World Cups, Stanley Cups, Super Bowls and World Series titles.

A massive crowd of seafoam gathered for the first parade celebrating a NY professional sports team since the New York Giants' Super Bowl in 2012. The parade was followed by a ceremony at City Hall with the New York Liberty receiving the key to New York City.

On May 16, the Liberty had a permanent plaque installed and unveiled at 250 Broadway Street, commemorating their spot among this city's all-time legendary championship winning teams.

Reflecting the New York Liberty's commitment to excellence and honoring Brooklyn were at the forefront of the design process for renowned bespoke diamond jewelry creator, Jason of Beverly Hills and Brooklyn-based designers, Dynasty and Soull Ogun of L'Enchanteur. The championship celebrates one of the WNBA's original franchises winning their first-ever title, New York City's first professional basketball championship since 1973 and serves as a tribute to the spirit, core values and city that the franchise represents.



More than six carats of white diamonds reflect the six years of Joe and Clara Wu Tsai's ownership of the Liberty. Eleven black diamonds represent the team's 2024 playoff wins, while 32 points of black diamonds honor the Liberty's franchise-record tying 32 regular season wins as they became the first WNBA to win 30+ games in back-to-back seasons.



The single diamond in the trophy represents the New York Liberty's first WNBA title.



An image of a budding leaf breaking through a crack in the concrete pays homage to 'The Concrete Jungle' that the Liberty calls home while symbolizing the beginning of the Liberty's championship chapter. The 28 points of Paraiba in the leaf symbolize the team's 28 seasons in the WNBA. Each player's name and jersey number complete the shank's design.



The top of the championship ring unscrews to reveal a recreation of the New York Liberty court with the team's record in each playoff series in their title run. Underneath the ring's top are a pair of earrings, providing players with everyday jewelry to remind them of their historic win.



A HISTORIC START TO 2025

Through the first eight games of the 2025 season, the New York Liberty have already left their mark on the WNBA history books.

In that time, the Liberty amassed a net rating of 23.3. This is the highest rating a team has achieved in as many contests to start a season in WNBA history. New York hit 96 three-pointers in that same time frame, beating their own record in 2021 (92) to top the WNBA's all-time record of most threes made in a season's first eight games. The Liberty's true shooting percentage (62.0%) and effective field goal percentage (57.3%) to this point, not only lead the league currently, but all-time in a team's initial eight contests. The team's 185 assists in the first eight games is fourth-most in WNBA history.

There have only been 16 players in WNBA history to start a season with a plus/minus of at least 110 through the first eight games. Four of them make up the New York Liberty's starting line-up with **Breanna Stewart** (127), **Leonie Fiebich** (121), **Sabrina Ionescu** (114) and a WNBA all-time high in **Natasha Cloud** (150). Through **Jonquel Jones'** seven appearances, her plus/minus (121) is the fourth-highest in WNBA history for a player's first seven games of a season.

After breaking the WNBA record for three-pointers made in a regular season game (19) on May 22, New York tied their own record on June 1. Additionally, the Liberty currently have three-quarters of its roster shooting 35.0% or better from distance, en route to a league-best 12.0 triples per game.

CHAMPIONSHIP DNA

After bringing home the franchise's first championship, the New York Liberty's 2025 roster will include players responsible for 73.2% of the minutes in the team's playoff run.

The two lineups most used in the championship pursuit posted plus/minus ratings of +3.9 and +9.0 and will return all but one player for the start of the season.

The Liberty maintained home court dominance throughout their journey to securing a championship, posting a 6-1 record at Barclays Center.

NEW YORK, NEW LEVELS

2024 saw the New York Liberty reaching new heights over their opponents. In comparison to the 2023 regular season, the Liberty's offensive rating increased 2.6 points to a league-leading 107.0. Their net rating topped their peers as well with a rating of 11.7, up from 2023's 10.3.

This trend continued into the playoffs with the team's net rating jumping from -1.0 in the 2023 playoffs to 6.2 in the 2024 post season run to a championship.

Regaining possessions through steals was a regular occurrence as the Liberty averaged 7.9 steals per game, building on 2023's 6.7 steals. Breanna Stewart grabbed a season-high of 5 steals against the Phoenix Mercury on her way to a career-high season total (64).





NO FLY ZONE

The New York Liberty defense was prolific, yet again, allowing the 3rd fewest points in the 2024 regular season. Their opponents only averaged 76.5 points, 5.18 points fewer than the league average.

This performance was amplified in the playoffs as the Liberty clamped down, their opponents scoring the post-season's lowest average of 77.4 points per game.

If opponents tried to score from the restricted area, they had to face a Liberty defense that boasted a top 2 opponent shooting percentage in that zone (59.3%). The rest of the paint wasn't safe either, as they held opponents to a league-best 36.9% shooting.

THE HOTTEST TICKET IN TOWN

Attendance at Barclays Center for New York Liberty games surged over 63% from 2023 to the 2024. Last season, home games attendance averaged over 12,500.

The Liberty earned the honor of playing back-to-back WNBA Finals series in Barclays Center. In the 2023 Finals matchup against the Las Vegas Aces, games in Brooklyn, NY drew an average of 16,997 fans. During the 2024 series, on their path to besting the Minnesota Lynx, an average of 17,956 Liberty fans filled the arena.

On October 20, 2024, a Liberty franchise attendance record at Barclays Center was set when 18,090 fans packed the arena to watch the New York Liberty win Game 5 and clinch their first ever WNBA Championship.

THE WIZARD'S RETURN

While **Marine Johannès'** creative passing and acrobatics at the rim cannot be quantified or captured on a stat sheet, her shooting ability certainly can. Her career 3-point percentage ranks her amongst the top 7 active WNBA players (minimum 20 3PM).

Marine was in contention for the 2023 Sixth Player of the Year award, but her outings as a starter were impactful. She averaged 10.6 points in those starting appearances, including leading the team in scoring with 18 points against the Atlanta Dream.

National team commitments called Johannès back to France during the 2024 season. In an Olympic tournament run that resulted in a silver medal, she put up 24 points versus Germany to advance to the penultimate matchup against Team USA.





CLOUDY DAYS ARE HERE

The WNBA saw a whirlwind of movement during the offseason, including the addition of **Natasha Cloud** to the New York Liberty.

In 26 of her 38 starts last season, she accumulated at least 10 assists. Eight of those outings resulted in a double-double.

Cloud's 2024 campaign was laden with achievements, including a career-high scoring performance with 31 points, finishing top 4 in assists, top 10 in minutes played and a nomination to the league's All-Defensive 2nd Team.

IZZY SZN

The Liberty's offseason moves continued with the acquisition of forward **Isabelle Harrison** who is coming off a career best defensive performance with the Chicago Sky.

Harrison saw her defensive rating jump to 104.8 while she averaged 16.3 minutes per game. She posted her best assist-to-turnover ratio in six years (0.69). Her career-high of 11 defensive rebounds came against the New York Liberty in Barclays last season

BEK IS BACK

Acquired by the New York Liberty in 2024, **Rebekah Gardner** will make her first appearance in seafoam this season. In her 2022 debut, Gardner made the WNBA's All-Rookie Team and put up a top 8 field goal percentage of 54.2%. In her two seasons with the Chicago Sky, she posted offensive ratings of 101.4 (2022) and 94.2 (2023).

SABRINA/STEWART SCORING SPREE

A championship season saw **Sabrina Ionescu** and **Breanna Stewart** climb the ranks of the Liberty's franchise scoring records, with both firmly established in the top ten.

After Stewart's 2024 scoring performance, she now sits atop the Liberty's scoring average leaders (21.7). In 16 of her 38 appearances in the 2024 regular season, she tallied at least 20 points.

The Liberty's record for made 3-pointers is well within Sabrina Ionescu's grasp, with her total a mere 21 short of franchise history. Sixteen was a lucky number for this pair, as Ionescu also racked up 20+ point performances in as many games. Her 2024 season ranks her in the league's top 3 3-pointers performances, only being outdone by Diana Taurasi in 2006....and herself in 2023.





BLOCK PARTY IN BROOKLYN

2024 Finals MVP **Jonquel Jones** teamed up with **Breanna Stewart** to both rank in the top 6 number of blocks in 2024, 50 and 48, respectively. Their defensive dominance resulted in both players averaging 1.3 blocks per game and taking their place in the Liberty's top 10 list for blocks in the playoffs (7 and 19, respectively).

Jones' elevated for 50 blocks last season, leading the team and placing herself amongst the top 4 league leaders in the category.

Breanna Stewart set a franchise record for blocks in a regular season game (6) and in a playoff game (4) in Game 3 of the 2024 WNBA Finals.

PHENOMENAL FIEBICH

Leonie Fiebich enters the 2025 WNBA season fresh off winning a championship in Spain's LF Endesa with Valencia Basket Club.

Her rookie season with New York saw her make the 2024 WNBA All-Rookie team as she consistently contributed to the Liberty's championship season. Voting for 2024's Sixth Player of the Year Award ended with Leonie Fiebich finishing in second place, the highest rookie consideration for the award since 2009.

Out of the 26 first year players last season, only five were featured in all 40 regular season games. Leonie was among them and her scoring efficiency stood above the rest. She led that group in field goal percentage (47.8%), effective field goal percentage (62.4%), and true shooting (62.4%).

Her 3-point percentage (43.3%) and single season plus/minus (+279) rank second among the WNBA's all-time debut performances.

Fiebich's postseason performance added her name to the WNBA's rookie record book. She put up 128 points during her first postseason run, second most by a rookie in the WNBA playoffs. In the span of 11 games, Fiebich hit 25 3-pointers, the third fastest player to do so in the WNBA postseason. In Game 1 of the Finals, she hit five shots from beyond the arc, making her the first rookie to sink that many from three in a Finals matchup.



2025-26 REGULAR SEASON	PPG	OPP. PPG	FG%	3FG%	FT%	RPG	APG	SPG	TO	BPG
Liberty	91.1	72.1	.478	.382	.819	36.5	23.1	9.25	13.9	5.38
Sky	77.4	90.1	.399	.296	.715	36.7	19.1	7.14	18.6	3.57



2024-25 REGULAR SEASON INDIVIDUAL BESTS			2024-25 REGULAR SEASON SKY BESTS			2024-25 REGULAR SEASON TEAM		
Points	33	Breanna Stewart @ CHI 6/4/24	Points	22	Chennedy Carter vs. CHI 7/11/24	Biggest Win	15	vs. CHI 7/11/24
Rebounds	14	Breanna Stewart @ CHI 6/4/24	Rebounds	16	Angel Reese @ CHI 7/13/24	Biggest Loss	9	vs. CHI 5/23/24
Assists	7	Jonquel Jones @ CHI 7/13/24, Courtney Vandersloot vs. CHI 5/23/24	Assists	7	Marina Mabrey @ CHI 7/13/24, Lindsay Allen vs. CHI 7/11/24, Marina Mabrey vs. CHI 5/23/24			

ALL-TIME SERIES FACTS	NEW YORK VS CHICAGO
Longest Win Streak	5 Wins, 8/30/09 - 7/23/10
Biggest Win	30 pts: 92-62 @ Home, 8/27/17
Biggest Loss	33 pts: 50-83 @ CHI, 5/11/22
Most Points Scored	107 pts: W 107-84, 7/15/18
Most Points Allowed	105 pts: L 100-105 (OT) @ CHI, 6/18/14
Top Scorer (NYL)	Breanna Stewart: 33 Points, NYL W 88-75, 6/04/24
Top Scorer (CHI)	Elena Delle Donne: 31 points, NYL W 80-79, 6/24/16

2025-26 REGULAR SEASON VS. SKY			2024-25 REGULAR SEASON VS. SKY			SERIES HISTORY VS. SKY			
DATE	SITE	TIME/RESULT	DATE	SITE	RESULT	ALL-TIME	STREAKS	LAST WIN	LAST LOSS
5/22/25	Chicago	W, 99-74	5/23/24	New York	L, 81-90	Overall	35-35	Won 4	5/22/25 5/23/24
6/10/25	New York	8:00 pm	6/4/24	Chicago	W, 88-75	Home	17-17	Won 1	7/11/24 5/23/24
8/21/25	New York	7:00 pm	7/11/24	New York	W, 91-76	Road	17-17	Won 5	5/22/25 7/29/22
9/11/25	Chicago	8:00 pm	7/13/24	Chicago	W, 81-67				

CONNECTIONS

Assistant coach **Olaf Lange** was a part of the coaching staff that led the Chicago Sky to their 2021 WNBA Championship. **Sandy Brondello** coached Chicago forward-guard **Rebecca Allen** and the Australian women's national basketball team during the 2020 Tokyo Olympics tournament. **Allen** played for the Liberty from 2015-19 and 2021-22. **Brondello** coached the Australian Opals against the Canadian women's national basketball team, featuring Sky guard **Kia Nurse**, in the 2024 Paris Olympics. **Marine Johannès** also matched up against **Nurse** in the 2024 Paris Olympics. **Breanna Stewart** won four NCAA championships with Chicago guard **Moriah Jefferson** at the University of Connecticut. **Nurse** also won two NCAA titles with **Stewart** and was drafted by the New York Liberty in 2018 with the 10th overall pick. The 2022 Washington Mystics roster featured **Natasha Cloud**, guard **Ariel Atkins**, and forward-center **Elizabeth Williams**. **Isabelle Harrison** played for the Chicago Sky in 2024. **Kennedy Burke** and forward **Michaela Onyenwere** shared the court at UCLA from 2017-19. The New York Liberty drafted **Onyenwere** with the sixth overall pick in 2021, and she won that season's Rookie of the Year award. Chicago guard **Courtney Vandersloot** was part of the New York Liberty's 2024 championship team. **Jonquel Jones** and Sky guard **Rachel Banham** suited up for the Connecticut Sun from 2016 to 2019.

MOST RECENT MATCHUP

LIBERTY 81, SKY 67 – JULY 13, 2024 – WINTRUST ARENA – CHICAGO, IL – GAME #24 (20-4, 9-3 AWAY)

TEAM	1	2	3	4	OT	FINAL	FG	FGA	FG%	3FG%	FT%	OR	DR	TR	A	PF	ST	TO	BS
NYL	14	29	18	20	-	81	30	71	.423	.306	.714	4	24	28	21	11	7	5	6
CHI	21	13	20	13	-	67	28	69	.406	.467	1.000	12	29	41	15	16	4	17	2
TEAM	HIGH PTS		HIGH REB		HIGH AST		TEAM	HIGH PTS		HIGH REB		HIGH AST							
NYL	S. Ionescu: 28		J. Jones: 9		J. Jones: 7		CHI	M. Mabrey: 21		A. Reese: 16		M. Mabrey: 7							

2024-25 REGULAR SEASON	PPG	OPP. PPG	FG%	3FG%	FT%	RPG	APG	SPG	TO	BPG
Liberty	85.6	76.5	.448	.349	.814	36.6	22.8	7.90	13.8	4.48
Fever	85.0	87.7	.456	.356	.775	35.1	20.4	5.88	15.3	4.33



2024-25 REGULAR SEASON INDIVIDUAL BESTS			2024-25 REGULAR SEASON FEVER BESTS			2024-25 REGULAR SEASON TEAM		
Points	31	Breanna Stewart @ IND 5/16/24	Points	22	Caitlin Clark vs. IND 5/18/24	Biggest Win	36	@ IND 5/16/24, vs. IND 6/2/24
Rebounds	13	Jonquel Jones vs. IND 6/2/24	Rebounds	12	Caitlin Clark @ IND 7/6/24	Biggest Loss	5	@ IND 7/6/24
Assists	7	Courtney Vandersloot vs. IND 6/2/24	Assists	13	Caitlin Clark @ IND 7/6/24			

ALL-TIME SERIES FACTS		NEW YORK VS INDIANA	
Longest Win Streak		9 wins, 06/01/22-06/02/24	
Biggest Win		36 points: 104-68, 06/02/24	
Biggest Loss		33 points: 44-77, 08/08/06	
Most Points Scored		104 points, 104-68, 06/02/24	
Most Points Allowed		98 points, 77-98 @ IND, 09/01/16	
Top Scorer (NYL)		Breanna Stewart: 45 pts, 90-73, 05/21/23	
Top Scorer (IND)		Erica Wheeler: 33 pts @ NYL, 81-76, 08/08/17	

2025-26 REGULAR SEASON VS. FEVER			2024-25 REGULAR SEASON VS. FEVER			SERIES HISTORY VS. FEVER				
DATE	SITE	TIME/RESULT	DATE	SITE	RESULT		ALL-TIME	STREAKS	LAST WIN	LAST LOSS
5/24/25	Indiana	1:00 pm	5/16/24	Indiana	W, 102-66	Overall	41-50	Lost 1	6/2/24	7/6/24
6/14/25	Indiana	3:00 pm	5/18/24	New York	W, 91-80	Home	24-21	Won 5	6/2/24	5/13/22
7/16/25	New York	7:30 pm	6/2/24	New York	W, 104-68	Road	17-27	Lost 1	5/16/24	7/6/24
7/22/25	New York	8:00 pm	7/6/24	Indiana	L, 78-83					

CONNECTIONS

Sandy Brondello coached Fever guard-forward **DeWanna Bonner** on the way to winning the 2014 WNBA Championship with the Phoenix Mercury. **Isabelle Harrison** and **Bonner** both represented the Phoenix Mercury in 2016. **Harrison** and Indiana forward-center **Brianna Turner** shared the court for the Chicago Sky in 2024. **Kennedy Burke** spent the first two seasons of her WNBA career (2019-20) with the Indiana Fever, whose roster included guard **Kelsey Mitchell**. Indiana forward **Natasha Howard** played for the New York Liberty in 2021 and 2022. Fever guard **Sydney Colson** suited up for the New York Liberty in the 2011 season.

MOST RECENT MATCHUP

FEVER 83, LIBERTY 78 – JULY 6, 2024 – GAINBRIDGE FIELDHOUSE – INDIANAPOLIS, IN – GAME #21 (17-4, 7-3 AWAY)																			
TEAM	1	2	3	4	OT	FINAL	FG	FGA	FG%	3FG%	FT%	OR	DR	TR	A	PF	ST	TO	BS
NYL	18	20	24	16	-	78	29	71	.408	.238	.625	8	23	31	20	11	7	10	1
IND	24	15	16	28	-	83	32	67	.478	.292	.857	7	34	41	20	15	6	15	2
TEAM	HIGH PTS		HIGH REB		HIGH AST		TEAM	HIGH PTS		HIGH REB		HIGH AST							
NYL	S. Ionescu: 22		J. Jones: 12		B. Stewart: 6		IND	C. Clark: 19		C. Clark: 12		C. Clark: 13							





LIBERTY 86, MYSTICS 78 – JUNE 5, 2025 – CAREFIRST ARENA – WASHINGTON, DC – GAME #8 (8-0, 4-0 AWAY)

TEAM	1	2	3	4	OT	FINAL	FG	FGA	FG%	3FG%	FT%	OR	DR	TR	A	PF	ST	TO	BS
NYL	17	32	24	13	-	86	26	61	.426	.357	.800	8	28	36	15	23	10	15	3
WAS	22	12	23	21	-	78	29	67	.433	.263	.625	12	27	39	20	24	3	15	2
TEAM	HIGH PTS			HIGH REB			HIGH AST			TEAM	HIGH PTS			HIGH REB			HIGH AST		
NYL	B. Stewart: 26			B. Stewart: 11			S. Ionescu: 7			WAS	K. Iriafen: 17			S. Austin: 11			B. Sykes: 5		

1Q: The Liberty led for the first 6:50 of the quarter before the Mystics went on a 12-4 run to close the first period...New York Liberty: 3 3PM; Washington Mystics: 1 3PM.

2Q: New York regained the lead, putting up 32 points, a franchise-high this season...**Breanna Stewart**: 9 pts, 3/5 FG.

3Q: NYL maintained their lead, holding off WAS's attempt at a comeback...**Kennedy Burke** 2/2 3P; Washington: 1/3 3P.

4Q: The Mystics got within four points of the Liberty; NY put up their second-best fourth quarter defensive rating of the season (105.0) to hold their lead ...New York Liberty: 3 blocks; Washington: 0 blocks.

Game: The Liberty's 8-0 record is the franchise's best to start the season. **Sabrina Ionescu**: 401 career 3PM, NYL all-time leader. **Breanna Stewart**: 8th all-time NYL scorer, 20th all-time WNBA scorer.

LIBERTY 100, SUN 52 – JUNE 1, 2025 – BARCLAYS CENTER – BROOKLYN, NY – GAME #7 (7-0, 4-0 HOME)

TEAM	1	2	3	4	OT	FINAL	FG	FGA	FG%	3FG%	FT%	OR	DR	TR	A	PF	ST	TO	BS
CON	13	15	8	16	-	52	19	61	.311	.214	.889	10	16	26	11	17	8	21	0
NYL	31	29	30	10	-	100	33	53	.623	.594	.882	2	30	32	29	18	11	19	3
TEAM	HIGH PTS		HIGH REB		HIGH AST		TEAM	HIGH PTS		HIGH REB		HIGH AST							
NYL	S. Ionescu: 18		J. Jones: 11		N. Cloud: 7		CON	T. Charles/J. Sheldon: 10		O. Nelson-Ododa/H. Peters: 5		H. Peters: 3							

1Q: New York allowed only 13 points, third-lowest 1Q point total in the WNBA this season. In the last 2:37, New York went on a 10-0 run to end the quarter with an 18-point lead...New York: 7/12 3PM, WNBA most made threes in the first quarter this season as of June 9.

2Q: The Liberty never relinquished their lead, extending it to 32 points, the highest first-half lead in the WNBA this season...NY: 76.9% FGM, a league-high for the second quarter, as of June 6.

3Q: A 17-0 run kicked off the third quarter for New York. CT put up 8 points to NY's 30...NY: 6/8 3PM; CT: 2/8 3PM.

4Q: The Sun put up 16 points, their highest quarterly output of the game, but the Liberty maintained their lead throughout the fourth quarter...NY reserve players scored 10 points, tying a team-high this season.

Game: The margin of victory (48 points) is the second-largest point difference in WNBA regular season history. NYL tied their own WNBA record for most 3PM (19). **Jonquel Jones** registered her 27th double-double with NYL, New York is undefeated in those games.

LIBERTY 85, MYSTICS 63 – MAY 30, 2025 – CAREFIRST ARENA – WASHINGTON, DC – GAME #6 (6-0, 3-0 AWAY)

TEAM	1	2	3	4	OT	FINAL	FG	FGA	FG%	3FG%	FT%	OR	DR	TR	A	PF	ST	TO	BS
NYL	27	17	22	19	-	85	29	68	.426	.263	.850	9	37	46	23	15	6	12	8
WAS	17	15	16	15	-	63	21	74	.284	.250	.944	8	28	36	13	14	8	13	1
TEAM	HIGH PTS			HIGH REB			HIGH AST			TEAM	HIGH PTS			HIGH REB			HIGH AST		
NYL	S. Ionescu: 28			J. Jones: 18			B. Stewart: 7			WAS	B. Sykes: 20			K. Iriafen: 7			S. Sutton/B. Sykes: 3		

1Q: There were two lead changes, but New York held Washington below 15 points for the first 9:29. The Liberty ended the period with a 10-point lead...NYL: 2 blocks, 7 points off turnovers; WAS: 0 blocks, 2 points off turnovers.

2Q: Washington fell 2 points short of matching New York's second quarter scoring performance as New York built up a lead by as many as 14 points...**Sabrina Ionescu**: 3/4 FGM for 7 points

3Q: Despite an 11-5 run in Washington's favor opening the quarter, New York never gave up their edge. Leonie Fiebich and Jonquel Jones combined for two blocks as the Liberty posted a defensive rating of 115.0...NYL: 11 defensive rebounds, WAS: 5 defensive rebounds

4Q: New York and Washington traded buckets for most of the fourth quarter, but New York's lead was too much for Washington to overcome...NY: 7/15 FGM, 5 assists; WAS: 5/18 FGM, 2 assists.

Game: **Leonie Fiebich** registered a career-high in blocks (3) and tied her career-high in rebounds (9). **Jonquel Jones** tied Rebecca Allen for eighth as the New York Liberty's all-time leader in blocks (110). **Sabrina Ionescu** shot 9-16 from the field, becoming NYL's No. 9 all-time leader in FGM.

LIBERTY 82, VALKYRIES 77 – MAY 29, 2025 – BARCLAYS CENTER – BROOKLYN, NY – GAME #5 (5-0, 3-0 HOME)

TEAM	1	2	3	4	OT	FINAL	FG	FGA	FG%	3FG%	FT%	OR	DR	TR	A	PF	ST	TO	BS
GSV	18	19	19	21	-	77	29	72	.403	.294	.643	15	26	41	25	24	3	16	1
NYL	20	17	20	25	-	82	23	61	.377	.361	.852	8	28	36	17	20	7	14	5
TEAM	HIGH PTS			HIGH REB			HIGH AST			TEAM	HIGH PTS			HIGH REB			HIGH AST		
NYL	B. Stewart: 27			L. Fiebich: 8			N. Cloud: 5			GSV	J. Salaün: 18			J. Salaün: 13			J. Vanloo: 8		

1Q: New York's scoring performance included four consecutive threes from **Kennedy Burke**, **Sabrina Ionescu**, and **Natasha Cloud**. The Liberty's six steals were converted into seven points as NY ended the quarter ahead by two points...NYL: 5/9 3PM; GSV: 2/9 3PM.

2Q: There were seven lead changes and four ties as Golden State hit seven 3-pointers to New York's three. A hard-fought second quarter ended with a tie, both teams totaling 37 points. New York: 2 blocks; Golden State: 0 blocks.

3Q: Neither team held a lead larger than 4 points as a close contest continued. **Breanna Stewart's** two blocks were key for NY as they pulled ahead to end the third quarter....**Marine Johannès**: 3/3 FGM for 7 points.

4Q: A 13-point performance from **Breanna Stewart** was a boon for the Liberty as they fought through six lead changes to end the game with the Liberty on top, 88-77...NYL: 6 second chance points; GSV: 0 second chance points.

Game: **Breanna Stewart** reached 5,500 career points in 266 games, tying Diana Taurasi's record for fastest WNBA player to reach that milestone. **Sabrina Ionescu** and **Marine Johannès** each hit 6+ shots from deep in back-to-back games, a feat that has only happened once before in Liberty history and five times in WNBA history. **Kennedy Burke** matched her career high in 3PM as a starter (3).



LIBERTY PLAYER TOTALS, SINGLE-GAME HIGHS



PLAYER	GP-GS	MIN	MPG	FG-ATT	FG%	3FG-ATT	3FG%	FT-FTA	FT%	OFF	DEF	TOT/AVG	AST	APG	PF-D	STL	SPG	TO	BLK	BPG	PTS	AVG
Stewart, B.	8-8	231	28.9	48-90	.533	4-25	.160	53-65	.815	5	37	42/5.3	28	3.5	16-53	11	1.38	13	10	1.25	153	19.1
Ionescu, S.	8-8	237	29.6	44-112	.393	22-66	.333	28-30	.933	2	31	33/4.1	40	5.0	9-28	10	1.25	18	3	0.38	138	17.3
Jones, J.	7-7	172	24.6	33-69	.478	12-28	.429	19-29	.655	13	59	72/10.3	19	2.7	18-27	4	0.57	13	9	1.29	97	13.9
Cloud, N.	8-8	222	27.8	28-61	.459	11-31	.355	13-14	.929	1	30	31/3.9	53	6.6	25-12	15	1.88	16	5	0.63	80	10.0
Burke, K.	8-1	171	21.4	24-44	.545	16-27	.593	10-13	.769	5	19	24/3.0	9	1.1	13-10	6	0.75	9	6	0.75	74	9.3
Fiebich, L.	8-8	193	24.1	19-33	.576	11-21	.524	5-6	.833	7	26	33/4.1	5	0.6	19-6	7	0.88	11	4	0.50	54	6.8
Johannès, M.	8-0	140	17.5	17-41	.415	13-35	.371	0-0	.000	3	8	11/1.4	13	1.6	10-1	6	0.75	11	2	0.25	47	5.9
Gardner, R.	8-0	108	13.4	15-23	.652	5-8	.625	8-8	1.000	5	8	13/1.6	8	1.0	13-7	5	0.63	3	2	0.25	43	5.4
Harrison, I.	7-0	59	8.4	11-22	.500	1-3	.333	1-2	.500	5	13	18/2.6	4	0.6	11-3	5	0.71	6	0	0.00	24	3.4
Sherrod, J.	5-0	29	5.8	3-9	.333	1-5	.200	2-4	.500	1	2	3/0.6	3	0.6	5-5	3	0.60	3	0	0.00	9	1.8
Sabally, N.	2-0	20	10.2	2-4	.500	0-0	.000	4-4	1.000	4	4	8/4.0	2	1.0	6-4	2	1.00	0	1	0.50	8	4.0
Davis, M.	6-0	18	3.0	0-2	.000	0-2	.000	2-2	1.000	1	3	4/0.7	1	0.2	1-1	0	0.00	3	1	0.17	2	0.3
LIBERTY	8	1,594	199.3	244-510	.478	96-251	.382	145-177	.819	52	240	292/36.5	185	23.1	146-157	74	9.25	106	43	5.38	729	91.1
OPPONENTS	8	1,594	199.3	207-565	.366	65-210	.310	98-137	.715	91	201	292/36.5	139	17.4	157-146	51	6.38	125	12	1.50	577	72.1
PLAYER		MIN	FG	ATT	FG%	3FG	ATT	3FG%	FT	FTA	FT%	OFF	DEF	TOT	AST	PF	FD	STL	TO	BLK	PTS	
Davis, M.		8	--	1 (2)	--	--	1 (2)	--	2	2	1.000	1	2	2 (2)	1	1	1	--	2	1	2	
Sherrod, J.		18	2	5	.400	1	3	.333	1 (2)	3	1.000	1	1 (2)	2	1 (3)	3	4	3	2	--	6	
Gardner, R.		20	4 (2)	6 (2)	1.000 (2)	1 (5)	2 (2)	1.000 (3)	4	4	1.000 (3)	1 (5)	3	4	4	5	2 (2)	2	1 (3)	1 (2)	11	
Sabally, N.		11	2	4	.500	--	--	--	2 (2)	2 (2)	1.000 (2)	4	3	5	1 (2)	4	3	2	--	1	6	
Cloud, N.		35	8	17	1.000	4	7	1.000	5	6	1.000 (4)	1	6 (2)	7	10	5	4	5	4	2 (2)	22	
Fiebich, L.		32	4 (2)	5 (5)	.800 (2)	3	4 (2)	.750	2 (2)	2 (3)	1.000 (2)	3	8	9	1 (5)	4	2	3	3 (2)	3	13	
Ionescu, S.		37	9	21	.667	6	15	.667	6	7	1.000 (6)	1 (2)	7	7	7	3 (2)	5 (2)	2 (4)	4 (2)	2	28	
Harrison, I.		17	4	7	.667 (3)	1	1 (3)	1.000	1	2	.500	3	5	6	2	5	2	3	2 (3)	--	9	
Burke, K.		28	5	7 (2)	.833	4 (2)	5	1.000 (2)	3	4 (2)	1.000 (3)	2	6	7	2 (4)	4	3	3	4	2	17	
Johannès, M.		22	6	11	.750	6	11	.667	--	--	--	2	2 (3)	2 (4)	6	3	1	4	4	1 (2)	18	
Stewart, B.		36	10 (2)	16	.800	2	5 (2)	.500 (2)	15	19	1.000 (4)	2	10	11	7	4 (2)	16	3 (2)	4	3	27	
Jones, J.		36	9	15	.667	3 (2)	6	.750 (2)	6	7	1.000	4 (2)	15	18	6	4 (2)	6	2	3 (3)	4	26	
	LIBERTY	200 (8)	37	74	.623	19 (2)	38	.594	25	32	.941	9 (2)	37 (2)	50	30	23	25	14	19 (2)	9	100	
	OPPONENTS	200 (8)	35	82	.449	11 (3)	34	.407	17	25	.944	15 (2)	29	51	25	25	23	10	23	4	88	



QUARTER & HALF SCORING BREAKDOWN



				NYL			OPP			NYL			OPP			NYL			OPP			NYL			OPP		
DATE	OPPONENT	OVERALL REC	W/L	1ST	1ST	POINT DIFF.	2ND	2ND	POINT DIFF.	3RD	3RD	POINT DIFF.	4TH	4TH	POINT DIFF.	1ST	1ST	POINT DIFF.	2ND	2ND	POINT DIFF.	3RD	3RD	POINT DIFF.	4TH	4TH	POINT DIFF.
5/17	Las Vegas	1-0	W	19	20	-1	28	13	15	16	25	-9	29	20	9												
5/22	at Chicago	2-0	W	28	23	5	25	9	16	22	22	0	24	20	4												
5/24	at Indiana	3-0	W	30	29	1	25	17	8	13	30	-17	22	12	10												
5/27	Golden State	4-0	W	27	10	17	21	19	2	19	22	-3	28	16	12												
5/29	Golden State	5-0	W	20	18	2	17	19	-2	20	19	1	25	21	4												
5/30	at Washington	6-0	W	27	17	10	17	15	2	22	16	6	19	15	4												
6/1	Connecticut	7-0	W	31	13	18	29	15	14	30	8	22	10	16	-6												
6/5	at Washington	8-0	W	17	22	-5	32	12	20	24	23	1	13	21	-8												
6/10	Chicago	--	--	--	--	--	--	--	--	--	--	--	--	--	--												
6/14	at Indiana	--	--	--	--	--	--	--	--	--	--	--	--	--	--												
6/17	Atlanta	--	--	--	--	--	--	--	--	--	--	--	--	--	--												
6/19	Phoenix	--	--	--	--	--	--	--	--	--	--	--	--	--	--												
6/22	at Seattle	--	--	--	--	--	--	--	--	--	--	--	--	--	--												
6/25	at Golden State	--	--	--	--	--	--	--	--	--	--	--	--	--	--												
6/27	at Phoenix	--	--	--	--	--	--	--	--	--	--	--	--	--	--												
6/29	at Atlanta	--	--	--	--	--	--	--	--	--	--	--	--	--	--												
7/3	Los Angeles	--	--	--	--	--	--	--	--	--	--	--	--	--	--												
7/6	Seattle	--	--	--	--	--	--	--	--	--	--	--	--	--	--												
7/8	Las Vegas	--	--	--	--	--	--	--	--	--	--	--	--	--	--												
7/13	Atlanta	--	--	--	--	--	--	--	--	--	--	--	--	--	--												
7/16	Indiana	--	--	--	--	--	--	--	--	--	--	--	--	--	--												
7/22	Indiana	--	--	--	--	--	--	--	--	--	--	--	--	--	--												
7/25	Phoenix	--	--	--	--	--	--	--	--	--	--	--	--	--	--												
7/26	Los Angeles	--	--	--	--	--	--	--	--	--	--	--	--	--	--												
7/28	at Dallas	--	--	--	--	--	--	--	--	--	--	--	--	--	--												
7/30	at Minnesota	--	--	--	--	--	--	--	--	--	--	--	--	--	--												
8/1	at Connecticut	--	--	--	--	--	--	--	--	--	--	--	--	--	--												
8/3	at Connecticut	--	--	--	--	--	--	--	--	--	--	--	--	--	--												
8/5	Dallas	--	--	--	--	--	--	--	--	--	--	--	--	--	--												
8/8	at Dallas	--	--	--	--	--	--	--	--	--	--	--	--	--	--												
8/10	Minnesota	--	--	--	--	--	--	--	--	--	--	--	--	--	--												
8/12	at Los Angeles	--	--	--	--	--	--	--	--	--	--	--	--	--	--												
8/13	at Las Vegas	--	--	--	--	--	--	--	--	--	--	--	--	--	--												
8/16	at Minnesota	--	--	--	--	--	--	--	--	--	--	--	--	--	--												
8/19	Minnesota	--	--	--	--	--	--	--	--	--	--	--	--	--	--												
8/21	Chicago	--	--	--	--	--	--	--	--	--	--	--	--	--	--												
8/23	at Atlanta	--	--	--	--	--	--	--	--	--	--	--	--	--	--												
8/25	Connecticut	--	--	--	--	--	--	--	--	--	--	--	--	--	--												
8/28	Washington	--	--	--	--	--	--	--	--	--	--	--	--	--	--												
8/30	at Phoenix	--	--	--	--	--	--	--	--	--	--	--	--	--	--												
9/2	at Golden State	--	--	--	--	--	--	--	--	--	--	--	--	--	--												
9/5	at Seattle	--	--	--	--	--	--	--	--	--	--	--	--	--	--												
9/9	Washington	--	--	--	--	--	--	--	--	--	--	--	--	--	--												
9/11	at Chicago	--	--	--	--	--	--	--	--	--	--	--	--	--	--												
2025-26 TOTALS		8-0	--	199	152	47	194	119	75	166	165	1	170	141	29												
AVG/GAME		--	--	24.9	19.0	5.9	24.3	14.9	9.4	20.8	20.6	0.1	21.3	17.6	3.6												

NYL	OPP		NYL	OPP		NYL	OPP	NYL	OPP					
DATE	OPPONENT	OVERALL REC	W/L	1ST HALF	1ST HALF	POINT DIFF.	2ND HALF	2ND HALF	POINT DIFF.		BIGGEST LEAD	BIGGEST LEAD	TOTAL	TOTAL
5/17	Las Vegas	1-0	W	47	33	14	45	45	0		17	2	92	78
5/22	at Chicago	2-0	W	53	32	21	46	42	4		31	3	99	74
5/24	at Indiana	3-0	W	55	46	9	35	42	-7		15	12	90	88
5/27	Golden State	4-0	W	48	29	19	47	38	9		33	0	95	67
5/29	Golden State	5-0	W	37	37	0	45	40	5		6	4	82	77
5/30	at Washington	6-0	W	44	32	12	41	31	10		22	2	85	63
6/1	Connecticut	7-0	W	60	28	32	40	24	16		57	0	100	52
6/5	at Washington	8-0	W	49	34	15	37	44	-7		16	6	86	78
6/10	Chicago	--	--	--	--	--	--	--	--		--	--	--	--
6/14	at Indiana	--	--	--	--	--	--	--	--		--	--	--	--
6/17	Atlanta	--	--	--	--	--	--	--	--		--	--	--	--
6/19	Phoenix	--	--	--	--	--	--	--	--		--	--	--	--
6/22	at Seattle	--	--	--	--	--	--	--	--		--	--	--	--
6/25	at Golden State	--	--	--	--	--	--	--	--		--	--	--	--
6/27	at Phoenix	--	--	--	--	--	--	--	--		--	--	--	--
6/29	at Atlanta	--	--	--	--	--	--	--	--		--	--	--	--
7/3	Los Angeles	--	--	--	--	--	--	--	--		--	--	--	--
7/6	Seattle	--	--	--	--	--	--	--	--		--	--	--	--
7/8	Las Vegas	--	--	--	--	--	--	--	--		--	--	--	--
7/13	Atlanta	--	--	--	--	--	--	--	--		--	--	--	--
7/16	Indiana	--	--	--	--	--	--	--	--		--	--	--	--
7/22	Indiana	--	--	--	--	--	--	--	--		--	--	--	--
7/25	Phoenix	--	--	--	--	--	--	--	--		--	--	--	--
7/26	Los Angeles	--	--	--	--	--	--	--	--		--	--	--	--
7/28	at Dallas	--	--	--	--	--	--	--	--		--	--	--	--
7/30	at Minnesota	--	--	--	--	--	--	--	--		--	--	--	--
8/1	at Connecticut	--	--	--	--	--	--	--	--		--	--	--	--
8/3	at Connecticut	--	--	--	--	--	--	--	--		--	--	--	--
8/5	Dallas	--	--	--	--	--	--	--	--		--	--	--	--
8/8	at Dallas	--	--	--	--	--	--	--	--		--	--	--	--
8/10	Minnesota	--	--	--	--	--	--	--	--		--	--	--	--
8/12	at Los Angeles	--	--	--	--	--	--	--	--		--	--	--	--
8/13	at Las Vegas	--	--	--	--	--	--	--	--		--	--	--	--
8/16	at Minnesota	--	--	--	--	--	--	--	--		--	--	--	--
8/19	Minnesota	--	--	--	--	--	--	--	--		--	--	--	--
8/21	Chicago	--	--	--	--	--	--	--	--		--	--	--	--
8/23	at Atlanta	--	--	--	--	--	--	--	--		--	--	--	--
8/25	Connecticut	--	--	--	--	--	--	--	--		--	--	--	--
8/28	Washington	--	--	--	--	--	--	--	--		--	--	--	--
8/30	at Phoenix	--	--	--	--	--	--	--	--		--	--	--	--
9/2	at Golden State	--	--	--	--	--	--	--	--		--	--	--	--
9/5	at Seattle	--	--	--	--	--	--	--	--		--	--	--	--
9/9	Washington	--	--	--	--	--	--	--	--		--	--	--	--
9/11	at Chicago	--	--	--	--	--	--	--	--		--	--	--	--
2025-26 TOTALS		8-0	--	393	271	122	336	306	30		197	29	729	577
AVG/GAME		--	--	49.1	33.9	15.3	42.0	38.3	3.8		24.6	3.6	91.1	72.1

STARTING LINEUPS AND RECORDS



LIBERTY RECORD WHEN...	OVERALL	HOME	ROAD	NUMBER OF TIMES RECORDING	POINTS								REB	AST	BLK	STL	DD	TD
					10+	20+	30+	10+	10+	3+	3+	3+						
Outrebounding opponent	4-0	3-0	1-0	Kennedy Burke	4	--	--	--	--	--	--	1	--	--	--	--	--	--
Outrebounded by opponent	4-0	1-0	3-0	Natasha Cloud	3	1	--	--	1	--	3	--	--	--	--	--	--	--
Tied in Rebounding	0-0	0-0	0-0	Marquesha Davis	--	--	--	--	--	--	--	--	--	--	--	--	--	--
Shooting better than opponent	6-0	3-0	3-0	Leonie Fiebich	2	--	--	--	--	1	1	--	--	--	--	--	--	--
Shooting worse than opponent	2-0	1-0	1-0	Rebekah Gardner	1	--	--	--	--	--	--	--	--	--	--	--	--	--
Shooting same than opponent	0-0	0-0	0-0	Isabelle Harrison	--	--	--	--	--	--	1	--	--	--	--	--	--	--
More FTM than opponent	6-0	3-0	3-0	Sabrina Ionescu	6	3	--	--	--	--	--	--	--	--	--	--	--	--
Less FTM than opponent	1-0	1-0	0-0	Marine Johannès	1	--	--	--	--	--	1	--	--	--	--	--	--	--
Same FTM than opponent	1-0	0-0	1-0	Jonquel Jones	6	1	--	5	--	1	--	5	--	--	--	--	--	--
More 3FGM than opponent	6-0	3-0	3-0	Nyara Sabally	--	--	--	--	--	--	--	--	--	--	--	--	--	--
Less 3FGM than opponent	1-0	1-0	0-0	Jaylyn Sherrod	--	--	--	--	--	--	1	--	--	--	--	--	--	--
Same 3FGM than opponent	1-0	0-0	1-0	Breanna Stewart	8	4	--	1	--	1	2	1	--	--	--	--	--	--
More assists than opponent	5-0	3-0	2-0	NUMBER OF TIMES LEADING TEAM IN... (INCLUDES TIES)														
Less assists than opponent	3-0	1-0	2-0		PTS													
Same assists than opponent	0-0	0-0	0-0	Kennedy Burke	--	--	--	--	--	1	--	--						
More turnovers than opponent	1-0	0-0	1-0	Natasha Cloud	1	--	6	2	4	2	--	--						
Less turnovers than opponent	5-0	2-0	3-0	Marquesha Davis	--	--	--	--	--	--	--	--						
Same turnovers than opponent	2-0	2-0	0-0	Leonie Fiebich	--	1	--	1	2	--	--	--						
Bench outscores opponent bench	5-0	3-0	2-0	Rebekah Gardner	--	--	--	2	--	--	--	--						
Opponent bench outscores NYL	2-0	1-0	1-0	Isabelle Harrison	--	--	--	--	1	--	--	--						
Bench scoring equal	1-0	0-0	1-0	Sabrina Ionescu	2	--	1	2	1	4	--	--						
Scoring less than 80 points	0-0	0-0	0-0	Marine Johannès	--	--	--	1	1	--	--	--						
Scoring between 80-89 points	3-0	1-0	2-0	Jonquel Jones	1	6	--	2	1	1	--	--						
Scoring between 90-99 points	4-0	2-0	2-0	Nyara Sabally	--	--	--	--	--	--	--	--						
Scoring between 100-109	1-0	1-0	0-0	Jaylyn Sherrod	--	--	--	--	1	--	--	--						
Scoring 110 or more points	0-0	0-0	0-0	Breanna Stewart	4	1	1	2	2	1	--	--						
Opponent scores less than 80	7-0	4-0	3-0															
Opponent scores between 80-89	1-0	0-0	1-0															
Opponent scores between 90-99	0-0	0-0	0-0															
Opponent scores between 100-109	0-0	0-0	0-0															
Opponent scores 110 or more	0-0	0-0	0-0															

STARTING LINEUPS

LAST USED	GAME	FORWARD	FORWARD	CENTER	GUARD	GUARD	RECORD
5/29/25	vs. Valkyries	Fiebich, L.	Burke, K.	Stewart, B.	Ionescu, S.	Cloud, N.	1-0
6/5/25	at Mystics	Fiebich, L.	Stewart, B.	Jones, J.	Ionescu, S.	Cloud, N.	7-0





TEAM RECORD

	RECORD	HOME	ROAD	OT
OVERALL	8-0	4-0	4-0	--
EASTERN	5-0	1-0	4-0	--
WESTERN	3-0	3-0	--	--

TEAM RECORD - BY TEAM

	RECORD	HOME	ROAD	OT
OVERALL	8-0	4-0	4-0	--
CHICAGO	1-0	--	1-0	--
CONNECTICUT	1-0	1-0	--	--
GOLDEN STATE	2-0	2-0	--	--
INDIANA	1-0	--	1-0	--
LAS VEGAS	1-0	1-0	--	--
WASHINGTON	2-0	--	2-0	--

HEAD COACH: SANDY BRONDELLO

	TENURE	WON	LOSS	PCT.
OVERALL:		155	91	.630
W/ CLUB:		88	36	.710

AFTER 8 GAMES: W8, L0

MARGIN	1	2	3	4	5	6	7	8	9	10	11	12	13	14	15	16	17	18	19	20	21	22	23	24	25
Won By:	1				1			1						1							1				1
Lost By:																									

MARGIN	26	27	28	29	30	31	32	33	34	35	36	37	38	39	40	41	42	43	44	45	46	47	48	49	50+
Won By:			1																					1	
Lost By:																									

AT START OF:	OVERALL	HOME	ROAD	FG%:	OVERALL	HOME	ROAD
2nd-Ahead:	6-0	3-0	3-0	-44%	3-0	1-0	2-0
-Behind:	2-0	1-0	1-0	45-49%	2-0	1-0	1-0
-Tied:	0-0	0-0	0-0	50-54%	1-0	1-0	0-0
3rd-Ahead:	7-0	3-0	4-0	55-59%	1-0	0-0	1-0
-Behind:	0-0	0-0	0-0	+60%	1-0	1-0	0-0
-Tied:	1-0	1-0	0-0				
4th-Ahead:	7-0	4-0	3-0				
-Behind:	1-0	0-0	1-0				
-Tied:	0-0	0-0	0-0				





NEW YORK LIBERTY

OPPONENTS

Points	28	Sabrina Ionescu at WAS 05/30/2025	31	A'ja Wilson vs. LVA 05/17/2025
Points in a Quarter	14	Jonquel Jones (4th) at IND 05/24/2025	11	Kiki Iriafen (1st) at WAS 06/05/2025
			11	A'ja Wilson (3rd) vs. LVA 05/17/2025
			11	A'ja Wilson (1st) vs. LVA 05/17/2025
Points in a Half	18	Breanna Stewart (2nd) vs. GSV 05/29/2025	18	A'ja Wilson (2nd) vs. LVA 05/17/2025
Field Goals	10	Breanna Stewart vs. GSV 05/27/2025	12	Aliyah Boston at IND 05/24/2025
	10	Breanna Stewart vs. LVA 05/17/2025		
Field Goal Attempts	21	Sabrina Ionescu vs. GSV 05/29/2025	22	A'ja Wilson vs. LVA 05/17/2025
Field Goal Percentage	1.000	Natasha Cloud (3-3) vs. CON 06/01/2025	1.000	Temí Fagbénlé (5-5) vs. GSV 05/27/2025
3-PT Field Goal	6	Sabrina Ionescu vs. GSV 05/29/2025	5	Rachel Banham at CHI 05/22/2025
	6	Marine Johannès vs. GSV 05/27/2025		
3-PT FG Attempts	15	Sabrina Ionescu vs. GSV 05/29/2025	12	Jackie Young vs. LVA 05/17/2025
3-PT FG Percentage	1.000	Kennedy Burke (4-4) at WAS 06/05/2025	1.000	Lexie Hull (2-2) at IND 05/24/2025
	1.000	Kennedy Burke (4-4) at CHI 05/22/2025	1.000	Dana Evans (2-2) vs. LVA 05/17/2025
Free Throws	15	Breanna Stewart vs. GSV 05/29/2025	9	Brittney Sykes at WAS 05/30/2025
Free Throw Attempts	19	Breanna Stewart vs. GSV 05/29/2025	10	Brittney Sykes at WAS 05/30/2025
Free Throw Percentage	1.000	Sabrina Ionescu (6-6) at WAS 05/30/2025	1.000	A'ja Wilson (8-8) vs. LVA 05/17/2025
Offensive Rebounds	4	Jonquel Jones vs. GSV 05/27/2025	8	Angel Reese at CHI 05/22/2025
	4	Jonquel Jones at IND 05/24/2025		
	4	Nyara Sabally vs. LVA 05/17/2025		
Defensive Rebounds	15	Jonquel Jones at WAS 05/30/2025	14	A'ja Wilson vs. LVA 05/17/2025
Total Rebounds	18	Jonquel Jones at WAS 05/30/2025	16	A'ja Wilson vs. LVA 05/17/2025
Assists	10	Natasha Cloud vs. GSV 05/27/2025	10	Caitlin Clark at IND 05/24/2025
Steals	5	Natasha Cloud at IND 05/24/2025	4	Kayla Thornton vs. GSV 05/27/2025
Blocks	4	Jonquel Jones at CHI 05/22/2025	2	Kyara Linskens vs. GSV 05/27/2025
Minutes	37:06	Sabrina Ionescu at IND 05/24/2025	37:52	Caitlin Clark at IND 05/24/2025
Points in Paint	18	Breanna Stewart vs. LVA 05/17/2025	22	Aliyah Boston at IND 05/24/2025
Second Chance Points	7	Breanna Stewart vs. GSV 05/27/2025	7	Aliyah Boston at IND 05/24/2025
Fast Break Points	12	Sabrina Ionescu vs. CON 06/01/2025	7	Kayla Thornton vs. GSV 05/27/2025

LIBERTY HIGHS	LIBERTY LOWS	CATEGORY	OPPONENTS HIGHS	OPPONENTS LOWS
100 vs. CON 06/01/2025	82 vs. GSV 05/29/2025	Points	88 at IND 05/24/2025	52 vs. CON 06/01/2025
31 vs. CON 06/01/2025	17 at WAS 06/05/2025	Points/1st Qtr.	29 at IND 05/24/2025	10 vs. GSV 05/27/2025
32 at WAS 06/05/2025	17 (2) at WAS 05/30/2025	Points/2nd Qtr.	19 (2) vs. GSV 05/29/2025	9 at CHI 05/22/2025
60 vs. CON 06/01/2025	37 vs. GSV 05/29/2025	Points/1st Half	46 at IND 05/24/2025	28 vs. CON 06/01/2025
30 vs. CON 06/01/2025	13 at IND 05/24/2025	Points/3rd Qtr.	30 at IND 05/24/2025	8 vs. CON 06/01/2025
29 vs. LVA 05/17/2025	10 vs. CON 06/01/2025	Points/4th Qtr.	21 (2) at WAS 06/05/2025	12 at IND 05/24/2025
47 vs. GSV 05/27/2025	35 at IND 05/24/2025	Points/2nd Half	45 vs. LVA 05/17/2025	24 vs. CON 06/01/2025
37 vs. GSV 05/27/2025	23 vs. GSV 05/29/2025	Field Goals	35 at IND 05/24/2025	19 vs. CON 06/01/2025
74 vs. GSV 05/27/2025	53 vs. CON 06/01/2025	Field Goal Attempts	82 vs. LVA 05/17/2025	61 vs. CON 06/01/2025
.623 vs. CON 06/01/2025	.377 vs. GSV 05/29/2025	Field Goal Percentage	.449 at IND 05/24/2025	.284 at WAS 05/30/2025
19 (2) vs. CON 06/01/2025	4 vs. LVA 05/17/2025	3-PT Field Goal	11 (3) vs. GSV 05/27/2025	4 at WAS 05/30/2025
38 at WAS 05/30/2025	21 vs. LVA 05/17/2025	3-PT FG Attempts	34 vs. GSV 05/29/2025	16 at WAS 05/30/2025
.594 vs. CON 06/01/2025	.190 vs. LVA 05/17/2025	3-PT FG Percentage	.407 at CHI 05/22/2025	.214 vs. CON 06/01/2025
25 at IND 05/24/2025	7 vs. GSV 05/27/2025	Free Throws	17 at WAS 05/30/2025	8 vs. CON 06/01/2025
32 at IND 05/24/2025	13 vs. GSV 05/27/2025	Free Throw Attempts	25 at CHI 05/22/2025	9 vs. CON 06/01/2025
.941 at CHI 05/22/2025	.538 vs. GSV 05/27/2025	Free Throw Percentage	.944 at WAS 05/30/2025	.520 at CHI 05/22/2025
9 (2) at WAS 05/30/2025	2 vs. CON 06/01/2025	Offensive Rebounds	15 (2) vs. GSV 05/29/2025	7 vs. GSV 05/27/2025
37 (2) at WAS 05/30/2025	25 at CHI 05/22/2025	Defensive Rebounds	29 vs. LVA 05/17/2025	16 vs. CON 06/01/2025
46 at WAS 05/30/2025	28 at CHI 05/22/2025	Total Rebounds	41 (2) vs. GSV 05/29/2025	26 vs. CON 06/01/2025
30 vs. GSV 05/27/2025	15 at WAS 06/05/2025	Assists	25 vs. GSV 05/29/2025	11 vs. CON 06/01/2025
14 vs. GSV 05/27/2025	6 at WAS 05/30/2025	Steals	10 vs. GSV 05/27/2025	3 (2) at WAS 06/05/2025
11 (8) at WAS 06/05/2025	11 (8) at WAS 06/05/2025	Team Fouls	13 (8) vs. GSV 05/29/2025	13 (8) vs. GSV 05/29/2025
23 at WAS 06/05/2025	15 at WAS 05/30/2025	Personal Fouls	25 at IND 05/24/2025	14 at WAS 05/30/2025
19 (2) vs. CON 06/01/2025	6 vs. LVA 05/17/2025	Turnovers	23 at CHI 05/22/2025	10 (2) at WAS 05/30/2025
9 at CHI 05/22/2025	3 (3) at WAS 06/05/2025	Blocks	4 vs. GSV 05/27/2025	0 vs. CON 06/01/2025
56 vs. LVA 05/17/2025	18 vs. GSV 05/29/2025	Points in Paint	52 at IND 05/24/2025	14 vs. CON 06/01/2025
14 vs. GSV 05/29/2025	0 (2) vs. CON 06/01/2025	Second Chance Points	16 vs. CON 06/01/2025	5 at CHI 05/22/2025
29 vs. CON 06/01/2025	9 (2) at WAS 06/05/2025	Fast Break Points	16 at WAS 05/30/2025	0 at WAS 06/05/2025
57 vs. CON 06/01/2025	6 vs. GSV 05/29/2025	Biggest Lead	12 at IND 05/24/2025	0 (2) vs. CON 06/01/2025
37 vs. GSV 05/27/2025	9 at IND 05/24/2025	Bench Points	41 at CHI 05/22/2025	7 at IND 05/24/2025
32 vs. GSV 05/27/2025	9 vs. LVA 05/17/2025	Points Off Turnovers	19 vs. GSV 05/27/2025	7 vs. LVA 05/17/2025





BY LIBERTY

BY OPPONENT

AN INDIVIDUAL...		
38 PTS, Breanna Stewart: (NYL L, 79-88) vs. Minnesota, 09/15/24	Scored 30+ points	30 PTS, Layshia Clarendon: (NYL W, 96-89) vs. Los Angeles, 09/07/23
40 PTS, Breanna Stewart: (NYL W, 94-93) @ Dallas, 09/05/23	Scored 40+ points	53 PTS, Liz Cambage: (NYL L, 87-104) @ Dallas, 07/17/18
* Never Has Happened *	Scored 50+ points	53 PTS, Liz Cambage: (NYL L, 87-104) @ Dallas, 07/17/18
18 REB, Breanna Stewart: (NYL L, 79-88) vs. Minnesota, 09/15/24	Had 15+ Rebounds	16 REB, Angel Reese: (NYL W, 81-67) @ Chicago, 07/13/24
21 REB, Amanda Zahui B: (NYL L, 63-80) @ Las Vegas, 08/29/20	Had 20+ Rebounds	21 REB, Sylvia Fowles: (NYL W, 57-54) vs. Chicago, 07/11/10
16 AST, Sabrina Ionescu: (NYL W, 89-69) vs. Phoenix, 07/31/22	Had 15+ assists	16 AST, Courtney Vandersloot: (NYL W, 93-85) @ Chicago, 05/23/21
5 BLK, Jonquel Jones: (NYL W, 77-70) vs. Seattle, 09/05/24	Had 5+ Blocks	5 BLK, Shakira Austin: (NYL W, 85-80) @ Washington, 05/14/24
5 STL, Breanna Stewart: (NYL L, 93-99) @ Phoenix, 06/18/24	Had 5+ Steals	5 STL, DiJonai Carrington: (NYL W, 82-74) vs. Connecticut, 07/16/24
12 FGM, Breanna Stewart: (NYL L, 79-88) vs. Minnesota, 09/15/24	Made 10+ Field Goals	11 FGM, Skylar Diggins: (NYL W, 98-85) @ Seattle, 08/30/24
15 FGM, Breanna Stewart: (NYL W, 100-89) @ Indiana, 08/13/23	Made 15+ Field Goals	17 FGM, Liz Cambage: (NYL L, 87-104) @ Dallas, 07/17/18
7 3FGM, Sabrina Ionescu: (NYL L, 83-88) vs. Minnesota, 07/28/23	Made 7+ 3-Pointers	7 3FGM, Jewell Loyd: (NYL L, 83-99) vs. Seattle, 08/20/21
12 3FGM, Sabrina Ionescu: (NYL L, 79-88) vs. Minnesota, 09/15/24	10+ 3-Pointer Attempts	10 3FGM, Kelsey Plum: (NYL W, 75-71) vs. Las Vegas, 09/08/24
15 FTM, Kia Nurse: (NYL W, 98-92) @ Los Angeles, 06/15/19	Made 15+ Free Throws	15 FTM, Breanna Stewart: (NYL L, 71-79 (OT)) @ Seattle, 05/27/22
5 TO, Jonquel Jones: (NYL W, 98-85) @ Seattle, 08/30/24	5+ Turnovers	7 TO/6 TO, Brittney Griner/Natasha Cloud: (NYL W, 84-70) @ Phoenix, 08/26/24
11 FGM/10 FGM, Han Xu/Sabrina Ionescu: (NYL W, 116-107) @ Las Vegas, 07/06/22	Two Players with 10+ Field Goals Made	11 FGM/10 FGM, Brittney Griner/Skylar Diggins-Smith: (NYL L, 79-106) vs. Phoenix, 08/25/21
5 3FGM/5 3FGM, Marine Johannès/Sabrina Ionescu: (NYL W, 89-77) @ Atlanta, 06/24/22	Two Players with 5+ 3-Pointers Made	* Never Has Happened *
Breanna Stewart (33 PTS)/Sabrina Ionescu (24 PTS)/Kayla Thornton (20 PTS): (NYL W, 98-88) vs. Los Angeles, 06/22/24	Three Players with 20+ Points	Kelsey Plum (27 PTS)/A'ja Wilson (23 PTS)/Jackie Young (23 PTS): (NYL L, 101-107) vs. Las Vegas, 07/12/22
12 PTS, 12 REB, 12 AST, Sabrina Ionescu: (NYL W, 86-82) vs. Seattle, 07/25/23	Had a triple-double	19 PTS, 12 REB, 13 AST, Caitlin Clark: (NYL L, 78-83) @ Indiana, 07/06/24
1st period, Sabrina Ionescu: (NYL W, 82-74) vs. Connecticut, 07/16/24	Had a four-point play	3rd period, Karlie Samuelson: (NYL W, 87-71) @ Washington, 09/17/24
A TEAM...		
.612 (41-67), (NYL W, 107-84) vs. Chicago, 07/15/18	Shot .600+ from the field	* Never Has Happened *
32 PTS, (NYL W, 99-67) @ Dallas, 09/12/24	Won by 20+ points	34 PTS, (NYL L, 74-108) vs. Las Vegas, 07/14/22
32 PTS, (NYL W, 99-67) @ Dallas, 09/12/24	Won by 30+ points	34 PTS, (NYL L, 74-108) vs. Las Vegas, 07/14/22
62 REB, (NYL L, 67-83) @ Phoenix, 09/05/20	Had 60+ rebounds	64 REB, (NYL L, 86-92 (OT)) vs. Indiana, 05/13/22
35 AST, (NYL W, 116-107) @ Las Vegas, 07/06/22	Had 35+ assists	* Never Has Happened *
33 AST, (NYL W, 105-91) @ Dallas, 09/10/24	Had 30+ assists	32 AST, (NYL L, 81-98) @ Las Vegas, 06/29/23
10 BLK, (NYL W, 77-70) vs. Seattle, 09/05/24	Had 10+ blocks	10 BLK, (NYL L, 76-103) @ Las Vegas, 06/17/21
16 STL, (NYL W, 81-66) @ Seattle, 07/02/23	Had 15+ steals	16 STL, (NYL L, 65-92) vs. Connecticut, 05/17/22
1st OT, (NYL W, 95-90 (OT)) @ Connecticut, 08/24/23	Overtime Win	1st OT, (NYL L, 81-92 (OT)) vs. Atlanta, 06/30/22
44 PTS (1st), (NYL W, 101-83) vs. Indiana, 07/23/23	40+ points scored in a quarter	42 PTS (4th), (NYL L, 92-101) @ Chicago, 08/07/19
73 PTS (2nd), (NYL L, 101-107) vs. Las Vegas, 07/12/22	70+ points scored in a half	71 PTS (1st), (NYL L, 74-108) vs. Las Vegas, 07/14/22
THE LIBERTY (SINGLE-SEASON)...		
8/30/2024 — 9/12/2024 (5)	Won 5 straight	--
6/30/2024 — 8/22/2024 (6)	Won 5 straight at home	--
7/10/2024 — 8/26/2024 (5)	Won 5 straight on road	--
8/20/2022 — 5/19/2023 (5)	Lost 5 straight	--
7/17/2018 — 8/19/2018 (13)	Lost 10 straight	--
7/25/2020 — 9/13/2020 (11)	Lost 5 straight at home	--
7/7/2022 — 8/8/2022 (6)	Lost 5 straight on road	--





TEAM TREND	TTL	LAST GAME	TEAM TREND	TTL	LAST GAME
<4 Liberty w/ 10+ pts	3-0	@ WAS 6/5/25	Liberty shoot 50.0% or better	3-0	vs. CON 6/1/25
4+ Liberty w/ 10+ pts	5-0	vs. CON 6/1/25	Opp shoots 50.0% or better	0-0	
5+ Liberty w/ 10+ pts	2-0	@ WAS 5/30/25	Liberty shoot 45.0% or better	5-0	vs. CON 6/1/25
6+ Liberty w/ 10+ pts	0-0		Liberty shoot 44.0% or below	3-0	@ WAS 6/5/25
7+ Liberty w/ 10+ pts	0-0		Liberty shoot 40.0% or below	1-0	vs. GSV 5/29/25
8+ Liberty w/ 10+ pts	0-0		Opp shoots 45.0% or better	0-0	
Liberty no 20+ pt scorer	2-0	vs. CON 6/1/25	Opp shoots 40.0% or below	5-0	vs. CON 6/1/25
Opp no 20+ pt scorer	5-0	@ WAS 6/5/25	Liberty w/10+ 3-pointers made	6-0	@ WAS 6/5/25
2+ Liberty w/20+ pt scorer	3-0	vs. GSV 5/29/25	Opp w/10+ 3-pointers made	4-0	vs. GSV 5/29/25
2+ Opp w/20+ pt scorer	0-0		Liberty w/15+ 3-pointers made	2-0	vs. CON 6/1/25
3+ Liberty w/20+ pt scorer	0-0		Opp w/15+ 3-pointers made	0-0	
3+ Opp w/20+ pt scorer	0-0		Liberty 3FG% 40.0% or better	3-0	vs. CON 6/1/25
Liberty w/30+ pt scorer	0-0		Opp 3FG% 40.0% or better	1-0	@ CHI 5/22/25
Opp w/30+ pt scorer	1-0	vs. LVA 5/17/25	Liberty FT% 80.0 or better	6-0	@ WAS 6/5/25
All 5 Starters w/10+ pts	0-0		Opp FT% 80.0 or better	3-0	vs. CON 6/1/25
Opp 5 Starters w/10+ pts	0-0		Liberty FT% below 70.0	1-0	vs. GSV 5/27/25
2+ reserves w/10+ pts	0-0		Opp FT% below 70.0	3-0	@ WAS 6/5/25
Opp 2+ reserves w/10+ pts	1-0	@ CHI 5/22/25	Liberty FTM >= Opp FTA	5-0	@ WAS 6/5/25
3+ reserves w/10+ pts	0-0		Opp FTM >= Liberty FTA	1-0	vs. GSV 5/27/25
Opp 3+ reserves w/10+ pts	0-0		Liberty FG% >= Opp FG%	6-0	vs. CON 6/1/25
Liberty <20 pts. in 1st qtr	2-0	@ WAS 6/5/25	Opp FG% >= Liberty FG%	1-0	vs. GSV 5/29/25
Opp <20 pts. in 1st qtr	4-0	vs. CON 6/1/25	Liberty w/30+ FTA	2-0	@ WAS 6/5/25
Liberty w/30+ pts in 1st qtr	2-0	vs. CON 6/1/25	Opp w/30+ FTA	0-0	
Opp w/30+ pts in 1st qtr	0-0		Liberty w/20+ asts	5-0	vs. CON 6/1/25
Liberty under 50 pts 1st half	5-0	@ WAS 6/5/25	Opp w/20+ asts	3-0	@ WAS 6/5/25
Opp under 50 pts 1st half	8-0	@ WAS 6/5/25	Liberty w/25+ asts	4-0	vs. CON 6/1/25
Liberty 50+ pts 1st half	3-0	vs. CON 6/1/25	Opp w/25+ asts	1-0	vs. GSV 5/29/25
Opp 50+ pts 1st half	0-0		Liberty w/30+ asts	1-0	vs. GSV 5/27/25
Liberty 60+ pts in 1st half	1-0	vs. CON 6/1/25	Opp w/30+ asts	0-0	
Opp 60+ pts in 1st half	0-0		Liberty asts >= Opp asts	5-0	vs. CON 6/1/25
Liberty lead by 10+ pts	7-0	@ WAS 6/5/25	Opp asts >= Liberty asts	3-0	@ WAS 6/5/25
Opp leads by 10+ pts	1-0	@ IND 5/24/25	Liberty w/12 or fewer TOs	3-0	@ WAS 5/30/25
Games decided by 10+ points	5-0	vs. CON 6/1/25	Opp w/12 or fewer TOs	2-0	@ WAS 5/30/25
Games decided by 4-9 points	2-0	@ WAS 6/5/25	Liberty w/20+ TOs	0-0	
Games decided by 3 or less points	1-0	@ IND 5/24/25	Opp w/20+ TOs	2-0	vs. GSV 5/27/25
Both teams score 100+ pts	0-0		Liberty TO >= Opp TO	1-0	@ WAS 5/30/25
Both teams under 100 pts	7-0	@ WAS 6/5/25	Opp TO >= Liberty TO	5-0	@ WAS 6/5/25
Liberty score under 100 pts	7-0	@ WAS 6/5/25	Liberty w/50+ REB	1-0	@ WAS 5/30/25
Opp scores under 100 pts	8-0	@ WAS 6/5/25	Opp w/50+ REB	1-0	@ IND 5/24/25
Liberty score 100+ pts	1-0	vs. CON 6/1/25	Liberty REB >= Opp REB	4-0	vs. CON 6/1/25
Opp scores 100+ pts	0-0		Opp REB >= Liberty REB	4-0	@ WAS 6/5/25
Liberty score 110+ pts	0-0		Liberty w/10+ more REB than Opp	0-0	
Opp scores 110+ pts	0-0		Opp w/10+ more REB than NYL	2-0	@ IND 5/24/25
Liberty tied or lead after the 3rd qtr	7-0	@ WAS 6/5/25	Liberty w/10+ stls	4-0	@ WAS 6/5/25
Liberty tied or lead at halftime	8-0	@ WAS 6/5/25	Opp w/10+ stls	1-0	vs. GSV 5/27/25
Liberty tied or lead after 1st qtr	6-0	vs. CON 6/1/25	2+ Liberty w/double-double	0-0	
Liberty trailing after the 3rd qtr	1-0	@ IND 5/24/25	2+ Opp w/double-double	1-0	@ IND 5/24/25
Liberty trailing at halftime	0-0		3+ Liberty w/double-double	0-0	
Liberty trailing after 1st qtr	2-0	@ WAS 6/5/25	3+ Opp w/double-double	0-0	
1st game Back-to-Back	1-0	vs. GSV 5/29/25	Liberty PITP >= Opp PITP	5-0	vs. CON 6/1/25
2nd game Back-to-Back	1-0	@ WAS 5/30/25	Opp PITP >= Liberty PITP	3-0	@ WAS 6/5/25
1st game after a win	7-0	@ WAS 6/5/25	Liberty 2CP >= Opp 2CP	3-0	@ WAS 5/30/25
1st game after a loss	0-0		Opp 2CP >= Liberty 2CP	4-0	@ WAS 6/5/25
On Monday	0-0		Liberty FB Pts >= Opp FB Pts	6-0	@ WAS 6/5/25
On Tuesday	1-0	vs. GSV 5/27/25	Opp FB Pts >= Liberty FB Pts	2-0	@ WAS 5/30/25
On Wednesday	0-0		+3 Blocks	8-0	@ WAS 6/5/25
On Thursday	3-0	@ WAS 6/5/25	+5 Blocks	5-0	@ WAS 5/30/25
On Friday	1-0	@ WAS 5/30/25			
On Saturday	2-0	@ IND 5/24/25			
On Sunday	1-0	vs. CON 6/1/25			
May	6-0	@ WAS 5/30/25			
June	2-0	@ WAS 6/5/25			





DATE	OPPONENT	H-R	W-L	SCORE NYL-OPP	HOME RECORD	ROAD RECORD	TOTAL RECORD	LIBERTY HI SCORER	PT	LIBERTY HI REBR	RB	LIBERTY HI ASSISTS	AST	OPPONENT HI SCORER	PT	ATTEND
5/17	LVA	H	W	92-78	1-0	0-0	1-0	B. Stewart	25	J. Jones	10	N. Cloud	9	A. Wilson	31	17,344
5/22	at CHI	R	W	99-74	1-0	1-0	2-0	N. Cloud	18	J. Jones	7	N. Cloud	8	R. Banham	15	9,025
5/24	at IND	R	W	90-88	1-0	2-0	3-0	J. Jones	26	J. Jones	12	N. Cloud	6	A. Boston	27	17,274
5/27	GSV	H	W	95-67	2-0	2-0	4-0	B. Stewart	24	J. Jones	10	N. Cloud	10	V. Burton/K. Thornton	13	14,774
5/29	GSV	H	W	82-77	3-0	2-0	5-0	B. Stewart	27	L. Fiebich	8	N. Cloud	5	J. Salaün	18	14,951
5/30	at WAS	R	W	85-63	3-0	3-0	6-0	S. Ionescu	28	J. Jones	18	B. Stewart	7	B. Sykes	20	4,200
6/1	CON	H	W	100-52	4-0	3-0	7-0	S. Ionescu	18	J. Jones	11	N. Cloud	7	T. Charles/J. Sheldon	10	17,415
6/5	at WAS	R	W	86-78	4-0	4-0	8-0	B. Stewart	26	B. Stewart	11	S. Ionescu	7	K. Iriafe	17	4,200
6/10	CHI	--	--	--	--	--	--	--	--	--	--	--	--	--	--	--
6/14	at IND	--	--	--	--	--	--	--	--	--	--	--	--	--	--	--
6/17	ATL	--	--	--	--	--	--	--	--	--	--	--	--	--	--	--
6/19	PHO	--	--	--	--	--	--	--	--	--	--	--	--	--	--	--
6/22	at SEA	--	--	--	--	--	--	--	--	--	--	--	--	--	--	--
6/25	at GSV	--	--	--	--	--	--	--	--	--	--	--	--	--	--	--
6/27	at PHO	--	--	--	--	--	--	--	--	--	--	--	--	--	--	--
6/29	at ATL	--	--	--	--	--	--	--	--	--	--	--	--	--	--	--
7/3	LAS	--	--	--	--	--	--	--	--	--	--	--	--	--	--	--
7/6	SEA	--	--	--	--	--	--	--	--	--	--	--	--	--	--	--
7/8	LVA	--	--	--	--	--	--	--	--	--	--	--	--	--	--	--
7/13	ATL	--	--	--	--	--	--	--	--	--	--	--	--	--	--	--
7/16	IND	--	--	--	--	--	--	--	--	--	--	--	--	--	--	--
7/22	IND	--	--	--	--	--	--	--	--	--	--	--	--	--	--	--
7/25	PHO	--	--	--	--	--	--	--	--	--	--	--	--	--	--	--
7/26	LAS	--	--	--	--	--	--	--	--	--	--	--	--	--	--	--
7/28	at DAL	--	--	--	--	--	--	--	--	--	--	--	--	--	--	--
7/30	at MIN	--	--	--	--	--	--	--	--	--	--	--	--	--	--	--
8/1	at CON	--	--	--	--	--	--	--	--	--	--	--	--	--	--	--
8/3	at CON	--	--	--	--	--	--	--	--	--	--	--	--	--	--	--
8/5	DAL	--	--	--	--	--	--	--	--	--	--	--	--	--	--	--
8/8	at DAL	--	--	--	--	--	--	--	--	--	--	--	--	--	--	--
8/10	MIN	--	--	--	--	--	--	--	--	--	--	--	--	--	--	--
8/12	at LAS	--	--	--	--	--	--	--	--	--	--	--	--	--	--	--
8/13	at LVA	--	--	--	--	--	--	--	--	--	--	--	--	--	--	--
8/16	at MIN	--	--	--	--	--	--	--	--	--	--	--	--	--	--	--
8/19	MIN	--	--	--	--	--	--	--	--	--	--	--	--	--	--	--
8/21	CHI	--	--	--	--	--	--	--	--	--	--	--	--	--	--	--
8/23	at ATL	--	--	--	--	--	--	--	--	--	--	--	--	--	--	--
8/25	CON	--	--	--	--	--	--	--	--	--	--	--	--	--	--	--
8/28	WAS	--	--	--	--	--	--	--	--	--	--	--	--	--	--	--
8/30	at PHO	--	--	--	--	--	--	--	--	--	--	--	--	--	--	--
9/2	at GSV	--	--	--	--	--	--	--	--	--	--	--	--	--	--	--
9/5	at SEA	--	--	--	--	--	--	--	--	--	--	--	--	--	--	--
9/9	WAS	--	--	--	--	--	--	--	--	--	--	--	--	--	--	--
9/11	at CHI	--	--	--	--	--	--	--	--	--	--	--	--	--	--	--





WNBA

	LEAGUE	GAMES	W-L	PCT	GB	CONF	DIV	HOME	AWAY	L10	STRK	CONF	DIV
New York Liberty	1	8	8-0	1.000	0	5-0	0-0	4-0	4-0	8-0	W8	1	0
Minnesota Lynx	2	9	9-0	1.000	0	8-0	0-0	4-0	5-0	9-0	W9	1	0
Atlanta Dream	3	8	5-3	.625	3.0	2-3	0-0	2-1	3-2	5-3	L1	2	0
Phoenix Mercury	4	10	6-4	.600	3.5	4-4	0-0	5-2	1-2	6-4	L1	2	0
Las Vegas Aces	5	7	4-3	.571	4.0	2-2	0-0	2-0	2-3	4-3	L1	3	0
Seattle Storm	6	9	5-4	.556	4.0	5-3	0-0	3-2	2-2	5-4	W2	4	0
Indiana Fever	7	8	4-4	.500	4.0	4-4	0-0	2-3	2-1	4-4	W2	3	0
Washington Mystics	8	10	4-6	.400	5.0	4-3	0-0	3-2	1-4	4-6	W1	4	0
Golden State Valkyries	9	8	3-5	.375	5.5	2-3	0-0	2-2	1-3	3-5	W1	5	0
Los Angeles Sparks	10	9	3-6	.333	6.0	2-5	0-0	1-4	2-2	3-6	W1	6	0
Chicago Sky	11	7	2-5	.286	5.5	0-3	0-0	1-2	1-3	2-5	L1	5	0
Connecticut Sun	12	9	2-7	.222	6.5	2-4	0-0	1-3	1-4	2-7	L1	6	0
Dallas Wings	13	10	1-9	.100	8.5	0-6	0-0	0-5	1-4	1-9	L5	7	0

EASTERN CONFERENCE

	CONF	GAMES	W-L	PCT	GB	CONF	DIV	HOME	AWAY	L10	STRK	LEAGUE	DIV
New York Liberty	1	8	8-0	1.000	0	5-0	0-0	4-0	4-0	8-0	W8	1	0
Atlanta Dream	2	8	5-3	.625	3.0	2-3	0-0	2-1	3-2	5-3	L1	3	0
Indiana Fever	3	8	4-4	.500	4.0	4-4	0-0	2-3	2-1	4-4	W2	7	0
Washington Mystics	4	10	4-6	.400	5.0	4-3	0-0	3-2	1-4	4-6	W1	8	0
Chicago Sky	5	7	2-5	.286	5.5	0-3	0-0	1-2	1-3	2-5	L1	11	0
Connecticut Sun	6	9	2-7	.222	6.5	2-4	0-0	1-3	1-4	2-7	L1	12	0

WESTERN CONFERENCE

	CONF	GAMES	W-L	PCT	GB	CONF	DIV	HOME	AWAY	L10	STRK	LEAGUE	DIV
Minnesota Lynx	1	9	9-0	1.000	0	8-0	0-0	4-0	5-0	9-0	W9	2	0
Phoenix Mercury	2	10	6-4	.600	3.5	4-4	0-0	5-2	1-2	6-4	L1	4	0
Las Vegas Aces	3	7	4-3	.571	4.0	2-2	0-0	2-0	2-3	4-3	L1	5	0
Seattle Storm	4	9	5-4	.556	4.0	5-3	0-0	3-2	2-2	5-4	W2	6	0
Golden State Valkyries	5	8	3-5	.375	5.5	2-3	0-0	2-2	1-3	3-5	W1	9	0
Los Angeles Sparks	6	9	3-6	.333	6.0	2-5	0-0	1-4	2-2	3-6	W1	10	0
Dallas Wings	7	10	1-9	.100	8.5	0-6	0-0	0-5	1-4	1-9	L5	13	0





WNBA

	PPG	FGM/G	FG%	3FGM/ G	3FG%	FT%	ORPG	DRPG	RPG	APG	SPG	TOV/G	BPG	PF/G
Atlanta	2	6	8	2	10	7	3	3	*1	4	12	2	2	10
Chicago	11	8	11	10	11	12	*1	12	3	8	9	13	9	4
Connecticut	13	12	10	12	12	4	10	13	13	12	10 T	10	13	*1
Dallas	6	5	9	11	9	5	2	10	5	9	8	5	3	5
Golden State	12	13	13	6	13	3	4	5	6	11	3	12	10	7
Indiana	3	*1	4	8	4	13	11	6	8	7	7	7	8	3
Las Vegas	8	11	12	3	6	*1	8	8	9	13	5	*1	4	13
Los Angeles	5	7	5	7	5	9	7	11	12	5	2	8	12	9
Minnesota	4	4	3	4	3	6	6	4	7	*1	6	4	5	11
New York	*1	3	*1	*1	*1	2	12	*1	4	2	*1	3	*1	8
Phoenix	10	9	7	5	8	8	9	9	10	6	4	9	7	6
Seattle	7	2	2	9	2	10	13	7	11	3	10 T	6	6	12
Washington	9	10	6	13	7	11	5	2	2	10	13	11	11	2

EASTERN CONFERENCE

	PPG	FGM/G	FG%	3FGM/ G	3FG%	FT%	ORPG	DRPG	RPG	APG	SPG	TOV/G	BPG	PF/G
Atlanta	2	3	4	2	4	3	2	3	*1	2	5	*1	2	6
Chicago	5	4	6	4	5	5	*1	5	3	4	3	6	4	4
Connecticut	6	6	5	5	6	2	4	6	6	6	4	4	6	*1
Indiana	3	*1	2	3	2	6	5	4	5	3	2	3	3	3
New York	*1	2	*1	*1	*1	*1	6	*1	4	*1	*1	2	*1	5
Washington	4	5	3	6	3	4	3	2	2	5	6	5	5	2

WESTERN CONFERENCE

	PPG	FGM/G	FG%	3FGM/ G	3FG%	FT%	ORPG	DRPG	RPG	APG	SPG	TOV/G	BPG	PF/G
Dallas	3	3	5	7	6	3	*1	6	*1	5	6	3	*1	*1
Golden State	7	7	7	4	7	2	2	2	2	6	2	7	6	3
Las Vegas	5	6	6	*1	4	*1	5	4	4	7	4	*1	2	7
Los Angeles	2	4	3	5	3	6	4	7	7	3	*1	5	7	4
Minnesota	*1	2	2	2	2	4	3	*1	3	*1	5	2	3	5
Phoenix	6	5	4	3	5	5	6	5	5	4	3	6	5	2
Seattle	4	*1	*1	6	*1	7	7	3	6	2	7	4	4	6

* = WNBA leader | T = Tied for position





GAME	BURKE	CLOUD	DAVIS	FIEBICH	GARDNER	HARRISON	IONESCU	JOHANNÈS	JONES	SABALLY	SHERROD	STEWART
5/17/25 vs. Aces	11	9	0	7	7	0	7	-1	19	3	0	8
5/22/25 at Sky	13	27	-3	16	3	-3	5	24	15	7	-3	24
5/24/25 at Fever	10	13	0	-2	-7	0	11	-10	2	0	0	-7
5/27/25 vs. Valkyries	5	20	0	13	16	7	24	8	23	0	3	21
5/29/25 vs. Valkyries	6	14	0	8	-10	-4	4	-4	0	0	0	11
5/30/25 at Mystics	3	13	2	23	4	-2	20	2	23	0	2	20
6/1/25 vs. Sun	1	44	-6	43	5	8	38	22	40	0	1	44
6/5/25 at Mystics	-7	10	0	13	14	1	5	-1	-1	0	0	6
Season Totals:	42	150	-7	121	32	7	114	40	121	10	3	127
Per Game:	5.25	18.75	-0.88	15.13	4.00	0.88	14.25	5.00	15.13	1.25	0.38	15.88
Per 48:	11.78	32.38	-18.77	30.16	14.28	5.74	23.10	13.68	33.79	23.51	4.95	26.35





Sandy Brondello

Head Coach – 2 Time WNBA Champion (2014, 2024)



Veteran WNBA coach, player, and former Australian Olympian Sandy Brondello was named the ninth head coach in Liberty franchise history in January 2022. Brondello joined New York after an eight-year head coaching tenure with the Phoenix Mercury where she led the team to a playoff appearance in each of her eight seasons. A two-time WNBA Champion head coach, Brondello holds an overall regular season record of 244-164 (.598) over her 12 combined seasons at the helm of the New York Liberty, Phoenix Mercury and San Antonio Silver Stars - making her the sixth-winningest coach in WNBA history.

Additionally, Brondello has compiled a 39-30 postseason record throughout her head coaching career, ranking her as the second-winningest coach in league postseason history. In 2014, Sandy was named the WNBA Coach of the Year after she led Phoenix to a WNBA regular season-record 29 wins and capped the season with a WNBA Championship. In 2023, Brondello led the Liberty to the Commissioner's Cup Championship and first WNBA Finals appearance since 2002.

Brondello made history in 2024 after leading the New York Liberty to its first WNBA Championship in franchise history and the city's first professional basketball championship since 1973.

A 20-year veteran of the WNBA coaching ranks, Brondello has been affiliated with the league for 25 of its 28 seasons, including her time as a player. A proven winner internationally and in the WNBA, her 20 total years as an assistant coach and head coach have featured 17 playoff appearances, highlighted by a perfect 12-for-12 in postseason berths as a head coach.

In those 12 postseasons, Sandy led her teams to nine Semifinals round berths (formerly conference finals) and four WNBA Finals appearances in 2014, 2021, 2023, 2024 – including two titles. Prior to her time with the Mercury, Brondello served as lead assistant coach for the Los Angeles Sparks (2011-13) under 2012 WNBA Coach of the Year Carol Ross. Brondello led the San Antonio Silver Stars to a 2010 playoff berth in her debut season at the helm following five seasons on the Silver Stars bench as an assistant under Dan Hughes (2005-09), the fifth-winningest coach in league history.

A 2010 inductee into the Australian Basketball Hall of Fame, Brondello was named the 11th head coach for the Australian Women's National Basketball team on April 17, 2017. Brondello led the Australian National Team to a Bronze medal in the Paris Olympics Games, and most recently, re-signed with the Opals for the 2028 Los Angeles Summer Olympics. In addition to her work internationally with the Australian Women's National Basketball team, Brondello previously served as an assistant coach with UMMC Ekaterinburg in Russia from 2012-2017.

Brondello finished a stellar 17-year professional playing career with a five-year run in the WNBA in which she played for Detroit (1998-99), Miami (2001-02) and Seattle (2003), and was named a 1999 WNBA All-Star. She began her career with the Women's National Basketball League (WNBL) in Australia (1986-96) and was named the league MVP in 1995. The 5-7 guard was a 10-time German Cup champion while playing with BTV Wuppertal (1992-2002), a three-time European Cup All-Star selection (1994, 1996, 1997), and the 1996 European Cup MVP when she led her team to the title.


An 18-year member of the Australian National Team, Brondello is a four-time Olympian, a two-time silver medalist (2000, 2004) and was named the 1992 Australian International Player of the Year.

Brondello is married to Liberty assistant coach, Olaf Lange, and the couple have two children, Brody and Jayda.

ASSISTANT COACHES



**OLAF
LANGE**



**SONIA
RAMAN**



**ZACH
O'BRIEN**





#22 Kennedy Burke

Guard • 6-1 • 182lbs • 28 • UCLA/USA

5 Years Pro

WNBA Champion with New York Liberty (2024). Two-time Ligue Féminine de Basketball (LFB) Most Valuable Player (2023, 2024). Drafted No. 22 overall by Dallas Wings in the 2019 WNBA Draft. (she/her/hers)

	GP	GS	PPG	RPG	APG	SPG	BPG	MPG	FG%	3FG%	FT%	2025-26 HIGHS				CAREER HIGHS					
2025-26	8	1	9.3	3.0	1.1	0.75	0.75	21.4	.545	.593	.769	PTS	17 NYL at CHI 5/22/25	23 IND vs. SEA 8/20/20							
Career	138	26	4.7	1.6	0.7	0.62	0.30	13.4	.433	.345	.688	FGM	5 NYL at CHI 5/22/25	7 2 times (IND vs. SEA, 8/20/20)							
												FGA	7 2 times (NYL vs. CON, 6/1/25)	13 IND vs. SEA 8/20/20							
POINTS			REB			AST		BLK		STL		3FGM	4 2 times (NYL @ WAS, 6/5/25)	4 3 times (NYL @ WAS, 6/5/25)							
	10+	20+	30+	10+	10+	3+	3+	DBL-DBL	TPL-DBL	3FGA	5 NYL vs. CON 6/1/25	6 3 times (NYL @ CHI, 7/13/24)									
2025-26	4	--	--	--	--	--	1	--	--	FTM	3 NYL at CHI 5/22/25	7 IND vs. LAS 8/29/19									
										FTA	4 2 times (NYL @ IND, 5/24/25)	9 IND vs. SEA 8/20/20									
RECENT GAMES																OREB	2 NYL at WAS 6/5/25	4 2 times (IND @ DAL, 7/31/20)			
OPPONENT	W/L	MIN	FG-A	3P-A	FT-A	OR	DR	TR	A	PF	ST	TO	BS	PTS	DREB	6 NYL vs. GSV 5/29/25	6 NYL vs. GSV 5/29/25				
6/5 at WAS	W	19:48	4-5	4-4	0-0	2	3	5	0	1	1	0	0	12	TREB	7 NYL vs. GSV 5/29/25	7 NYL vs. GSV 5/29/25				
6/1 vs. CON	W	18:21	2-7	1-5	2-2	0	1	1	0	0	0	3	0	7	ASTS	2 4 times (NYL @ WAS, 5/30/25)	4 4 times (NYL @ LAS, 8/15/24)				
5/30 at WAS	W	16:39	1-4	1-3	0-0	1	1	2	2	2	0	1	2	3	STLS	3 NYL at CHI 5/22/25	4 NYL vs. CON 7/16/24				
5/29 vs. GSV	W	28:02	3-5	3-4	2-2	1	6	7	2	4	0	1	1	11	BLKS	2 NYL at WAS 5/30/25	4 IND at LAS 8/22/19				
5/27 vs. GSV	W	21:44	3-6	0-1	1-1	1	4	5	0	2	1	0	0	7	MINS	28 NYL at IND 5/24/25	34 IND at LAS 8/22/19				



#9 Natasha Cloud

Guard • 5-10 • 160lbs • 33 • St. Joseph's (PA)/USA

10 Years Pro

WNBA Assists Leader (2022). WNBA All-Defensive First Team (2022). WNBA Champion with Washington Mystics (2019). WNBA All-Defensive Second Team (2019, 2024). (she/her/hers)

	GP	GS	PPG	RPG	APG	SPG	BPG	MPG	FG%	3FG%	FT%	2025-26 HIGHS				CAREER HIGHS							
2025-26	8	8	10.0	3.9	6.6	1.88	0.63	27.8	.459	.355	.929	PTS	22 NYL vs. LVA 5/17/25				31 PHO at LAS 7/7/24						
Career	205	200	10.4	3.5	6.2	1.15	0.31	31.3	.398	.317	.831	FGM	8 NYL vs. LVA 5/17/25				10 2 times (PHO @ LAS, 7/7/24)						
												FGA	17 NYL vs. LVA 5/17/25				21 WAS at MIN 7/26/23						
	POINTS				REB		AST		BLK		STL		3FGM	4 NYL at CHI 5/22/25				5 PHO at IND 8/16/24					
	10+		20+	30+	10+	10+	3+	3+	DBL-DBL		TPL-DBL		3FGA	7 NYL vs. GSV 5/29/25				11 WAS vs. LVA 7/13/19					
2025-26	3		1	--	--	1	--	3	--		--		FTM	5 NYL vs. LVA 5/17/25				10 WAS at NYL 6/25/23					
													FTA	6 NYL vs. LVA 5/17/25				11 WAS at NYL 6/25/23					
RECENT GAMES												OREB	1 NYL at IND 5/24/25				3 WAS at CHI 6/5/22						
OPPONENT	W/L	MIN	FG-A	3P-A	FT-A	OR	DR	TR	A	PF	ST	TO	BS	PTS	DREB	6 2 times (NYL @ IND, 5/24/25)				9 WAS vs. ATL 6/17/21			
6/5 at WAS	W	29:51	1-4	0-2	2-2	0	2	2	5	5	3	4	0	4	TREB	7 NYL at IND 5/24/25				9 3 times (PHO @ WAS, 7/16/24)			
6/1 vs. CON	W	20:41	3-3	2-2	0-0	0	2	2	7	1	1	1	0	8	ASTS	10 NYL vs. GSV 5/27/25				15 WAS vs. ATL 9/8/23			
5/30 at WAS	W	22:23	0-1	0-0	0-0	0	2	2	3	2	0	1	0	0	STLS	5 NYL at IND 5/24/25				6 WAS vs. MIN 6/8/21			
5/29 vs. GSV	W	30:01	2-8	1-7	2-2	0	5	5	4	2	1	1	1	7	BLKS	2 2 times (NYL @ IND, 5/24/25)				3 PHO at CON 7/14/24			
5/27 vs. GSV	W	25:01	2-9	1-6	0-0	0	3	3	10	3	1	2	0	5	MINS	35 NYL at IND 5/24/25				44 PHO at DAL 6/9/24			



#1 Marquesha Davis

Guard • 6-0 • 158lbs • 24 • Mississippi/USA

1 Year Pro

WNBA Champion with New York Liberty (2024). Drafted No. 11 overall by New York Liberty in the 2024 WNBA Draft. Earned All-SEC First Team honors (2023-24). (she/her/hers)

	GP	GS	PPG	RPG	APG	SPG	BPG	MPG	FG%	3FG%	FT%	2025-26 HIGHS				CAREER HIGHS				
2025-26	6	0	0.3	0.7	0.2	0.00	0.17	3.0	.000	.000	1.000	PTS	2 NYL vs. CON 6/1/25				9 NYL at ATL 6/23/24			
Career	26	0	1.0	0.5	0.2	0.04	0.19	3.8	.375	.333	.778	FGM	--				4 NYL at ATL 6/23/24			
												FGA	12 times (NYL vs. CON, 6/1/25)				8 NYL at ATL 6/23/24			
POINTS												3FGM				1 NYL at ATL 6/23/24				
	10+	20+	30+	10+	10+	3+	3+	DBL-DBL	TPL-DBL											
2025-26	--	--	--	--	--	--	--	--	--				--							
RECENT GAMES																				
OPPONENT	W/L	MIN	FG-A	3P-A	FT-A	OR	DR	TR	A	PF	ST	TO	BS	PTS						
6/5 at WAS	W														DREB					
6/1 vs. CON	W	7:54	0-1	0-1	2-2	0	2	2	0	1	0	2	0	2	TREB					
5/30 at WAS	W	2:03	0-1	0-1	0-0	0	0	0	1	0	0	0	0	0	ASTS					
5/29 vs. GSV	W	2:07	0-0	0-0	0-0	0	0	0	0	0	0	0	0	0	STLS					
5/27 vs. GSV	W	0:25	0-0	0-0	0-0	0	0	0	0	0	0	0	0	0	BLKS					
															MINS					





2 Years Pro

	GP	GS	PPG	RPG	APG	SPG	BPG	MPG	FG%	3FG%	FT%							
2025-26	8	8	6.8	4.1	0.6	0.88	0.50	24.1	.576	.524	.833	PTS	2025-26 HIGHS			CAREER HIGHS		
Career	48	23	6.7	3.2	1.6	0.94	0.23	21.5	.492	.446	.742	FGM	4 2 times (NYL vs. CON, 6/1/25)			6 2 times (NYL @ WAS, 9/17/24)		
												FGA	5 5 times (NYL @ WAS, 6/5/25)			13 NYL vs. DAL 8/22/24		
												3FGM	3 NYL vs. CON 6/1/25			4 4 times (NYL @ SEA, 8/30/24)		
												3FGA	4 2 times (NYL @ WAS, 6/5/25)			9 NYL vs. DAL 8/22/24		
												FTM	2 2 times (NYL vs. CON, 6/1/25)			4 NYL vs. CON 7/16/24		
												FTA	2 3 times (NYL @ WAS, 6/5/25)			4 2 times (NYL @ DAL, 9/10/24)		
												OREB	3 NYL vs. GSV 5/29/25			5 NYL at ATL 6/6/24		
												DREB	8 NYL at WAS 5/30/25			8 NYL at WAS 5/30/25		
												TREB	9 NYL at WAS 5/30/25			9 3 times (NYL @ WAS, 5/30/25)		
												ASTS	1 5 times (NYL vs. CON, 6/1/25)			5 4 times (NYL @ CON, 7/10/24)		
												STLS	3 NYL vs. LVA 5/17/25			4 NYL at LAS 8/15/24		
												BLKS	3 NYL at WAS 5/30/25			3 NYL at WAS 5/30/25		
												MINS	32 NYL vs. GSV 5/29/25			33 NYL vs. CON 8/24/24		
RECENT GAMES																		
OPPONENT	W/L	MIN	FG-A	3P-A	FT-A	OR	DR	TR	A	PF	ST	TO	BS	PTS				
6/5 at WAS	W	31:04	3-5	2-4	1-2	1	2	3	0	4	1	3	0	9				
6/1 vs. CON	W	19:50	4-5	3-4	2-2	0	2	2	1	2	0	0	0	13				
5/30 at WAS	W	26:48	4-5	2-3	2-2	1	8	9	1	3	0	2	3	12				
5/29 vs. GSV	W	32:08	1-5	1-3	0-0	3	5	8	1	3	2	3	0	3				
5/27 vs. GSV	W	25:30	3-4	2-3	0-0	1	5	6	1	1	0	1	0	8				



2 Years Pro

	GP	GS	PPG	RPG	APG	SPG	BPG	MPG	FG%	3FG%	FT%	2025-26 HIGHS					CAREER HIGHS				
2025-26	8	0	5.4	1.6	1.0	0.63	0.25	13.4	.652	.625	1.000	PTS	11 NYL at WAS 5/30/25	18 CHI at LAS 7/14/22							
Career	46	2	7.8	3.0	1.3	1.30	0.48	20.1	.546	.418	.838	FGM	4 2 times (NYL @ WAS, 5/30/25)	8 CHI at LAS 7/14/22							
												FGA	6 2 times (NYL @ WAS, 5/30/25)	12 2 times (CHI @ NYL, 7/23/22)							
												3FGM	1 5 times (NYL @ WAS, 6/5/25)	3 CHI vs. ATL 6/17/22							
												3FGA	2 2 times (NYL @ WAS, 5/30/25)	4 2 times (CHI @ NYL, 7/23/22)							
												FTM	4 NYL at WAS 6/5/25	5 CHI vs. PHO 7/2/22							
												FTA	4 NYL at WAS 6/5/25	6 2 times (CHI @ NYL, 7/23/22)							
												OREB	1 5 times (NYL @ WAS, 5/30/25)	4 2 times (CHI @ LAS, 7/14/22)							
												DREB	3 NYL at WAS 5/30/25	6 3 times (CHI vs. WAS, 5/26/23)							
												TREB	4 NYL at WAS 5/30/25	10 CHI at LAS 7/14/22							
												ASTS	4 NYL vs. CON 6/1/25	5 CHI vs. ATL 6/17/22							
												STLS	2 NYL vs. GSV 5/27/25	4 2 times (CHI @ MIN, 5/19/23)							
												BLKS	1 2 times (NYL vs. CON, 6/1/25)	3 CHI at NYL 7/23/22							
												MINS	20 NYL vs. CON 6/1/25	30 CHI vs. MIN 6/26/22							
RECENT GAMES																					
OPPONENT	W/L	MIN	FG-A	3P-A	FT-A	OR	DR	TR	A	PF	ST	TO	BS	PTS							
6/5 at WAS	W	12:45	2-2	1-1	4-4	0	2	2	0	0	0	0	0	9							
6/1 vs. CON	W	20:10	1-1	1-1	0-0	0	0	0	4	5	0	1	1	3							
5/30 at WAS	W	18:05	4-6	1-2	2-2	1	3	4	0	0	1	0	0	11							
5/29 vs. GSV	W	12:40	1-2	1-1	0-0	1	0	1	1	1	0	0	0	3							
5/27 vs. GSV	W	16:29	4-6	0-0	0-0	1	1	2	1	1	2	0	1	8							



7 Years Pro

	GP	GS	PPG	RPG	APG	SPG	BPG	MPG	FG%	3FG%	FT%						
2025-26	7	0	3.4	2.6	0.6	0.71	0.00	8.4	.500	.333	.500	PTS	2025-26 HIGHS		CAREER HIGHS		
Career	150	68	8.1	4.8	1.1	0.84	0.44	20.0	.464	.182	.797	FGM	4 NYL vs. CON 6/1/25		10 2 times (DAL @ WAS, 8/26/21)		
												FGA	7 NYL at WAS 6/5/25		18 CHI vs. DAL 9/8/24		
	POINTS											3FGM	1 NYL vs. CON 6/1/25		1 6 times (NYL vs. CON, 6/1/25)		
	10+	20+	30+									3FGA	1 3 times (NYL @ WAS, 6/5/25)		2 2 times (CHI @ CON, 9/19/24)		
												FTM	1 NYL at WAS 6/5/25		8 DAL vs. IND 8/20/21		
2025-26	--	--	--	--	--	--	--	1	--	--	--	FTA	2 NYL at WAS 6/5/25		9 DAL vs. IND 8/20/21		
RECENT GAMES												OREB	3 NYL at WAS 6/5/25		7 DAL at CON 8/18/19		
OPPONENT	W/L	MIN	FG-A	3P-A	FT-A	OR	DR	TR	A	PF	ST	TO	BS	PTS	DREB	5 NYL vs. CON 6/1/25	
6/5 at WAS	W	15:12	3-7	0-1	1-2	3	2	5	0	5	2	0	0	7	TREB	6 NYL vs. CON 6/1/25	
6/1 vs. CON	W	16:53	4-6	1-1	0-0	1	5	6	1	1	3	2	0	9	ASTS	2 NYL vs. GSV 5/27/25	
5/30 at WAS	W	8:42	2-3	0-0	0-0	1	2	3	0	3	0	0	0	4	STLS	3 NYL vs. CON 6/1/25	
5/29 vs. GSV	W	3:29	0-1	0-0	0-0	0	1	1	0	2	0	2	0	0	BLKS	--	
5/27 vs. GSV	W	7:24	2-3	0-1	0-0	0	1	1	2	0	0	0	0	4	MINS	17 NYL vs. CON 6/1/25	
																38 DAL at WAS 8/28/21	



#20 Sabrina Ionescu

Guard • 5-11 • 165lbs • 27 • Oregon/USA

5 Years Pro

WNBA Champion with New York Liberty (2024). All-WNBA Second Team (2022, 2023, 2024). WNBA All-Star (2022, 2023, 2024). Olympic Gold Medalist (2024). (she/her/hers)

	GP	GS	PPG	RPG	APG	SPG	BPG	MPG	FG%	3FG%	FT%	2025-26 HIGHS				CAREER HIGHS				
2025-26	8	8	17.3	4.1	5.0	1.25	0.38	29.6	.393	.333	.933	PTS	28 NYL at WAS 5/30/25				37 NYL at ATL 6/9/23			
Career	151	147	16.4	5.6	5.9	0.95	0.34	31.3	.404	.362	.908	FGM	9 NYL at WAS 5/30/25				13 NYL vs. MIN 6/5/22			
												FGA	21 NYL vs. GSV 5/29/25				24 NYL vs. MIN 6/5/22			
												3FGM	6 NYL vs. GSV 5/29/25				8 NYL at ATL 6/9/23			
												3FGA	15 NYL vs. GSV 5/29/25				15 NYL vs. GSV 5/29/25			
												FTM	6 NYL at WAS 5/30/25				12 NYL at DAL 8/8/22			
												FTA	7 NYL at IND 5/24/25				12 NYL at DAL 8/8/22			
												OREB	1 2 times (NYL vs. GSV, 5/29/25)				6 NYL vs. SEA 7/25/23			
												DREB	7 NYL vs. LVA 5/17/25				13 NYL vs. CHI 6/12/22			
												TREB	7 NYL vs. LVA 5/17/25				13 3 times (NYL @ LVA, 7/6/22)			
												ASTS	7 NYL at WAS 6/5/25				16 NYL vs. PHO 7/31/22			
												STLS	2 4 times (NYL @ WAS, 6/5/25)				4 2 times (NYL vs. WAS, 6/16/22)			
												BLKS	2 NYL at WAS 6/5/25				3 2 times (NYL vs. MIN, 7/28/23)			
												MINS	37 NYL at IND 5/24/25				42 NYL vs. ATL 6/30/22			
RECENT GAMES																				
OPPONENT	W/L	MIN	FG-A	3P-A	FT-A	OR	DR	TR	A	PF	ST	TO	BS	PTS						
6/5 at WAS	W	35:12	3-17	2-10	5-5	0	3	3	7	1	2	3	2	13						
6/1 vs. CON	W	18:56	6-9	4-6	2-2	0	2	2	5	0	2	4	1	18						
5/30 at WAS	W	31:42	9-16	4-11	6-6	0	3	3	5	0	2	2	0	28						
5/29 vs. GSV	W	36:10	7-21	6-15	4-4	1	5	6	4	2	1	2	0	24						
5/27 vs. GSV	W	26:50	3-8	2-6	0-0	0	5	5	6	3	2	4	0	8						



#23 Marine Johannès

Guard • 5-10 • 134lbs • 30 • /France

3 Years Pro

Olympic Silver Medalist (2024). FIBA EuroCup Women Champion (2023). FIBA EuroCup Women Most Valuable Player (2023). WNBA-Best Three-Point Percentage (43.7%) Among Players with 100-Plus Attempts in 2022. (she/her/hers)

	GP	GS	PPG	RPG	APG	SPG	BPG	MPG	FG%	3FG%	FT%	2025-26 HIGHS				CAREER HIGHS			
2025-26	8	0	5.9	1.4	1.6	0.75	0.25	17.5	.415	.371	.000	PTS	18	NYL vs. GSV 5/27/25	23	NYL vs. SEA 6/19/22			
Career	86	15	7.8	1.6	2.3	0.59	0.12	20.5	.435	.393	.806	FGM	6	NYL vs. GSV 5/27/25	9	NYL vs. SEA 6/19/22			
												FGA	11	NYL vs. GSV 5/27/25	15	NYL vs. ATL 6/13/23			
												3FGM	6	NYL vs. GSV 5/27/25	6	2 times (NYL vs. GSV, 5/27/25)			
												3FGA	11	NYL vs. GSV 5/27/25	11	NYL vs. GSV 5/27/25			
												FTM	--		5	NYL vs. CON 9/1/23			
												FTA	--		6	NYL vs. CON 9/1/23			
												OREB	2	NYL at WAS 5/30/25	4	NYL vs. CON 8/30/19			
												DREB	2	3 times (NYL vs. CON, 6/1/25)	5	2 times (NYL @ WAS, 7/21/23)			
												TREB	2	4 times (NYL vs. CON, 6/1/25)	6	NYL at WAS 7/21/23			
												ASTS	6	NYL vs. CON 6/1/25	9	NYL at LVA 7/6/22			
												STLS	4	NYL vs. GSV 5/27/25	4	2 times (NYL vs. GSV, 5/27/25)			
												BLKS	1	2 times (NYL vs. GSV, 5/27/25)	2	NYL at CON 7/24/19			
												MINS	22	NYL at CHI 5/22/25	38	NYL vs. ATL 6/30/22			
RECENT GAMES																			
OPPONENT	W/L	MIN	FG-A	3P-A	FT-A	OR	DR	TR	A	PF	ST	TO	BS	PTS					
6/5 at WAS	W	15:07	1-2	1-2	0-0	1	0	1	1	2	0	1	0	3					
6/1 vs. CON	W	12:58	3-4	2-3	0-0	0	2	2	6	0	1	0	0	8					
5/30 at WAS	W	16:56	1-8	1-7	0-0	2	0	2	1	1	0	1	0	3					
5/29 vs. GSV	W	21:20	3-7	1-4	0-0	0	1	1	0	3	0	1	0	7					
5/27 vs. GSV	W	21:32	6-11	6-11	0-0	0	2	2	1	2	4	4	1	18					



#35 Jonquel Jones

Center • 6-6 • 215lbs • 31 • George Washington/Bahamas

9 Years Pro

WNBA Champion & Finals Most Valuable Player with New York Liberty (2024). Commissioner's Cup Most Valuable Player (2023). All-WNBA Second Team (2017, 2019, 2022, 2024). All-WNBA Defensive Team (2019, 2021, 2022, 2024). (she/her/hers)

	GP	GS	PPG	RPG	APG	SPG	BPG	MPG	FG%	3FG%	FT%																
2025-26	7	7	13.9	10.3	2.7	0.57	1.29	24.6	.478	.429	.655																
Career	214	195	14.0	8.7	2.2	0.86	1.36	26.8	.512	.375	.788																
POINTS												REB		AST		BLK		STL									
10+												20+		30+		10+		10+		3+		3+		DBL-DBL		TPL-DBL	
2025-26	6		1		--		5		--		1		--		5		--										
RECENT GAMES																											
OPPONENT	W/L	MIN	FG-A	3P-A	FT-A	OR	DR	TR	A	PF	ST	TO	BS	PTS													
6/5 at WAS	W	5:49	1-3	0-1	1-2	0	4	4	1	1	0	0	0	3													
6/1 vs. CON	W	23:07	4-7	3-4	2-2	1	10	11	0	4	0	3	0	13													
5/30 at WAS	W	29:47	5-14	1-6	3-6	3	15	18	3	2	2	1	2	14													
5/29 vs. GSV	W	DND - Injury																									
5/27 vs. GSV	W	25:13	4-12	2-5	3-6	4	6	10	5	4	1	1	1	13													
PTS												26	NYL at IND 5/24/25		34				NYL at LVA 6/15/24								
FGM												9	NYL at IND 5/24/25		12				3 times (NYL @ LVA, 6/15/24)								
FGA												15	NYL at IND 5/24/25		23				CON at CHI 6/29/22								
3FGM												3	2 times (NYL vs. CON, 6/1/25)		5				2 times (CON vs. MIN, 8/17/18)								
3FGA												6	NYL at WAS 5/30/25		9				CON at CHI 6/29/22								
FTM												6	NYL at IND 5/24/25		10				CON at IND 7/1/21								
FTA												7	NYL at IND 5/24/25		11				CON vs. LAS 8/26/21								
OREB												4	2 times (NYL vs. GSV, 5/27/25)		9				CON vs. CHI 8/12/18								
DREB												15	NYL at WAS 5/30/25		16				CON at NYL 7/11/21								
TREB												18	NYL at WAS 5/30/25		22				CON at LAS 5/31/19								
ASTS												6	NYL vs. LVA 5/17/25		8				NYL vs. LAS 6/20/24								
STLS												2	NYL at WAS 5/30/25		5				2 times (CON @ CHI, 6/29/22)								
BLKS												4	NYL at CHI 5/22/25		6				CON vs. LVA 8/23/19								
MINS												36	NYL at IND 5/24/25		41				CON at SEA 5/25/21								



#8 Nyara Sabally

Center • 6-5 • 204lbs • 25 • Oregon/Germany

2 Years Pro

Women's Basketball Super League Champion with Fenerbahçe S.K. (2025). WNBA Champion with New York Liberty (2024). Olympian (2024). (she/her/hers)

	GP	GS	PPG	RPG	APG	SPG	BPG	MPG	FG%	3FG%	FT%	2025-26 HIGHS				CAREER HIGHS			
2025-26	2	0	4.0	4.0	1.0	1.00	0.50	10.2	.500	.000	1.000	PTS	6 NYL vs. LVA 5/17/25	14 2 times (NYL vs. ATL, 9/19/24)					
Career	61	0	3.5	3.0	0.4	0.48	0.44	10.4	.513	.182	.737	FGM	2 NYL vs. LVA 5/17/25	5 2 times (NYL vs. ATL, 9/19/24)					
												FGA	4 NYL vs. LVA 5/17/25	8 NYL vs. ATL 9/19/24					
POINTS						REB	AST	BLK	STL					3FGM	1 2 times (NYL vs. CHI, 6/4/23)				
	10+		20+	30+	10+	10+	3+	3+		DBL-DBL	TPL-DBL								
2025-26	--		--	--	--	--	--	--		--	--								
RECENT GAMES																			
OPPONENT	W/L	MIN	FG-A	3P-A	FT-A	OR	DR	TR	A	PF	ST	TO	BS	PTS					
6/5 at WAS	W						DND - Injury								6 NYL at WAS 9/17/24				
6/1 vs. CON	W						DND - Injury								7 NYL at WAS 9/17/24				
5/30 at WAS	W														4 2 times (NYL vs. LVA, 5/17/25)				
5/29 vs. GSV	W						DND - Injury								8 2 times (NYL @ LAS, 8/28/24)				
5/27 vs. GSV	W						DND - Injury								10 NYL at LAS 8/28/24				
RECENT GAMES																			
ASTS	1 2 times (NYL @ CHI, 5/22/25)														3 NYL at LAS 8/15/24				
STLS	2 NYL at CHI 5/22/25														3 NYL vs. DAL 8/22/24				
BLKS	1 NYL at CHI 5/22/25														2 6 times (NYL @ LAS, 8/28/24)				
MINS	11 NYL vs. LVA 5/17/25														28 NYL at LAS 8/28/24				



#0 Jaylyn Sherrod

Guard • 5-7 • 100lbs • 23 • Colorado/USA

1 Year Pro

WNBA Champion with New York Liberty (2024). USA Basketball 3x3 Women's National Team development camp invitee (2024). Three-Time Pac-12 All-Defensive selection with Colorado. (she/her/hers)

	GP	GS	PPG	RPG	APG	SPG	BPG	MPG	FG%	3FG%	FT%	2025-26 HIGHS					CAREER HIGHS							
2025-26	5	0	1.8	0.6	0.6	0.60	0.00	5.8	.333	.200	.500	PTS	6 NYL vs. CON 6/1/25						8 NYL vs. ATL 9/19/24					
Career	15	0	1.9	0.4	0.5	0.40	0.07	4.4	.435	.273	.500	FGM	2 NYL vs. CON 6/1/25						3 NYL vs. ATL 9/19/24					
												FGA	5 NYL vs. CON 6/1/25						5 2 times (NYL vs. CON, 6/1/25)					
POINTS			REB			AST	BLK	STL						3FGM	1 NYL vs. CON 6/1/25						1 3 times (NYL vs. CON, 6/1/25)			
	10+	20+	30+	10+	10+	3+	3+	DBL-DBL	TPL-DBL					3FGA	3 NYL vs. CON 6/1/25						3 NYL vs. CON 6/1/25			
2025-26	--	--	--	--	--	--	--	1	--						FTM	1 2 times (NYL vs. CON, 6/1/25)						2 NYL vs. DAL 8/22/24		
												FTA	3 NYL vs. CON 6/1/25						4 NYL vs. ATL 9/19/24					
RECENT GAMES																	OREB	1 NYL vs. GSV 5/27/25						1 3 times (NYL vs. GSV, 5/27/25)
OPPONENT	W/L	MIN	FG-A	3P-A	FT-A	OR	DR	TR	A	PF	ST	TO	BS	PTS	DREB <td>1 2 times (NYL vs. CON, 6/1/25)</td> <td colspan="5"></td> <td>1 3 times (NYL vs. CON, 6/1/25)</td>	1 2 times (NYL vs. CON, 6/1/25)						1 3 times (NYL vs. CON, 6/1/25)		
6/5 at WAS	W															TREB	2 NYL vs. GSV 5/27/25						2 NYL vs. GSV 5/27/25	
6/1 vs. CON	W	18:21	2-5	1-3	1-3	0	1	1	0	3	3	2	0	6	ASTS	1 3 times (NYL vs. GSV, 5/27/25)						2 2 times (NYL vs. DAL, 8/22/24)		
5/30 at WAS	W	2:03	0-0	0-0	0-0	0	0	0	0	1	0	1	0	0	STLS	3 NYL vs. CON 6/1/25						3 NYL vs. CON 6/1/25		
5/29 vs. GSV	W															BLKS	--						1 NYL vs. DAL 8/22/24	
5/27 vs. GSV	W	3:15	0-1	0-0	0-0	1	1	2	1	0	0	0	0	0	MINS	18 NYL vs. CON 6/1/25						18 NYL vs. CON 6/1/25		



#30 Breanna Stewart


Forward • 6-4 • 170lbs • 30 • UConn/USA

9 Years Pro


4-time WNBA Champion (2018, 2020, 2024). All-WNBA First Team (2018, 2020, 2021, 2022, 2023, 2024). WNBA All-Star (2017, 2018, 2021, 2022, 2023, 2024). Olympic Gold Medalist (2016, 2020, 2024). Two-time WNBA MVP (2018, 2023). (she/her/hers)

	GP	GS	PPG	RPG	APG	SPG	BPG	MPG	FG%	3FG%	FT%	2025-26 HIGHS				CAREER HIGHS					
2025-26	8	8	19.1	5.3	3.5	1.38	1.25	28.9	.533	.160	.815	PTS	27 NYL vs. GSV 5/29/25	45 NYL vs. IND 5/21/23							
Career	202	202	21.3	8.5	3.2	1.48	1.37	32.2	.472	.352	.844	FGM	10 2 times (NYL vs. GSV, 5/27/25)	15 3 times (NYL @ IND, 8/13/23)							
POINTS												REB				AST		BLK		STL	
	10+		20+		30+		10+		10+		3+		3+		DBL-DBL		TPL-DBL				
2025-26	8		4		--		1		--		1		2		1		--				
RECENT GAMES																					
OPPONENT	W/L	MIN	FG-A	3P-A	FT-A	OR	DR	TR	A	PF	ST	TO	BS	PTS							
6/5 at WAS	W	35:12	8-16	0-3	10-13	1	10	11	1	4	1	2	1	26	OREB 2 NYL vs. GSV 5/29/25						
6/1 vs. CON	W	22:49	4-5	1-2	4-4	0	3	3	5	1	1	1	1	13	DREB 10 NYL at WAS 6/5/25						
5/30 at WAS	W	24:52	3-10	0-5	4-4	0	3	3	7	1	1	2	1	10	TREB 11 NYL at WAS 6/5/25						
5/29 vs. GSV	W	34:03	6-12	0-2	15-19	2	5	7	4	1	2	3	3	27	ASTS 7 NYL at WAS 5/30/25						
5/27 vs. GSV	W	26:37	10-14	1-2	3-6	1	0	1	3	2	3	1	0	24	STLS 3 2 times (NYL vs. GSV, 5/27/25)						
															BLKS 3 NYL vs. GSV 5/29/25						
															MINS 36 NYL at IND 5/24/25						





22
KENNEDY BURKE
GUARD




9
NATASHA CLOUD
GUARD



1
MARQUESHA DAVIS
GUARD



13
LEONIE FIEBICH
FORWARD




7
REBEKAH GARDNER
GUARD




21
ISABELLE HARRISON
FORWARD



20
SABRINA IONESCU
GUARD



23
MARINE JOHANNÈS
GUARD



35
JONQUEL JONES
CENTER



8
NYARA SABALLY
CENTER



0
JAYLYN SHERROD
GUARD



30
BREANNA STEWART
FORWARD



PLAYER MILESTONES AND ATTENDANCE SUMMARY



PLAYER	FTM	N	DA	PTS	N	DA	REB	N	DA	AST	N	DA	STL	N	DA	BLK	N	DA	GAMES	N	DA	3FGM	N	DA
Ionescu, S.	500	68	--	2,500	25	--	1,000	159	--	900	9	--	100	--	5/20/24	--	--	--	100	--	8/24/23	500	99	--
Burke, K.	100	1	--	500	--	7/6/24	250	30	--	100	--	5/29/25	100	15	--	--	--	--	100	--	6/2/24	--	--	--
Stewart, B.	1,400	87	--	6,000	428	--	2,500	187	--	900	53	--	400	21	--	400	7	--	300	31	--	500	63	--
Cloud, N.	600	93	--	2,500	--	5/24/25	1,000	40	--	1,600	25	--	300	--	5/27/25	--	--	--	300	6	--	300	10	--
Davis, K.	--	--	--	--	--	--	--	--	--	--	--	--	--	--	--	--	--	--	--	--	--	--	--	--
Davis, M.	--	--	--	--	--	--	--	--	--	--	--	--	--	--	--	--	--	--	--	--	--	--	--	--
Fiebich, L.	--	--	--	--	--	--	--	--	--	--	--	--	--	--	--	--	--	--	--	--	--	--	--	--
Gardner, R.	--	--	--	--	--	--	--	--	--	--	--	--	--	--	--	--	--	--	--	--	--	--	--	--
Harrison, I.	300	--	9/17/24	1,500	--	6/30/24	1,000	22	--	200	--	7/11/24	200	35	--	100	7	--	200	--	9/13/24	--	--	--
Johannès, M.	--	--	--	500	--	7/23/23	--	--	--	200	1	--	--	--	--	--	--	--	100	14	--	100	--	6/29/23
Jones, J.	800	97	--	4,000	240	--	2,500	109	--	600	67	--	200	--	9/3/23	400	20	--	300	18	--	300	--	9/12/24
Sabally, N.	--	--	--	--	--	--	--	--	--	--	--	--	--	--	--	--	--	--	--	--	--	--	--	--
Sherrod, J.	--	--	--	--	--	--	--	--	--	--	--	--	--	--	--	--	--	--	--	--	--	--	--	--

"N" = Needs, "DA" = Date Acquired

NEW YORK LIBERTY Attendance Summary (As of June 9, 2025)

top 10 home attendance				top 10 away attendance			
ATTENDANCE	DATE	OPPONENT	RESULT	ATTENDANCE	DATE	OPPONENT	RESULT
17,758	7/11/2024	Chicago Sky	W, 91-76	17,274	7/6/2024	Indiana Fever	L, 83-78
17,735	5/18/2024	Indiana Fever	W, 91-80	17,274	5/24/2025	Indiana Fever	W, 90-88
17,415	6/1/2025	Connecticut Sun	W, 100-52	17,274	5/16/2024	Indiana Fever	W, 102-66
17,401	6/2/2024	Indiana Fever	W, 104-68	15,800	8/30/2024	Seattle Storm	W, 98-85
17,344	5/17/2025	Las Vegas Aces	W, 92-78	13,106	8/19/2018	Phoenix Mercury	L, 96-85
15,393	9/8/2024	Las Vegas Aces	W, 75-71	11,724	8/6/2022	Phoenix Mercury	L, 76-62
14,951	5/29/2025	Golden State Valkyries	W, 82-77	11,388	6/15/2019	Los Angeles Sparks	W, 98-92
14,774	5/27/2025	Golden State Valkyries	W, 95-67	11,120	8/15/2024	Los Angeles Sparks	W, 103-68
14,246	9/15/2024	Minnesota Lynx	L, 88-79	11,067	8/14/2018	Los Angeles Sparks	L, 74-66
13,694	7/16/2024	Connecticut Sun	W, 82-74	10,873	8/17/2018	Seattle Storm	L, 85-77

OVERALL HOME ATTENDANCE (Regular Season only)

YEAR	GAMES	TOTAL	AVERAGE
2018	17	47,988	2,823
2019	17	38,067	2,239
2020	11	0	0
2021	16	28,113	1,757
2022	18	95,882	5,327
2023	20	155,535	7,777
2024	20	254,590	12,730
2025	4	64,484	16,121

OVERALL AWAY ATTENDANCE (Regular Season only)

YEAR	GAMES	TOTAL	AVERAGE
2018	17	127,214	7,483
2019	17	111,991	6,588
2020	11	0	0
2021	16	31,805	1,988
2022	18	106,202	5,900
2023	20	137,366	6,868
2024	20	180,403	9,020
2025	4	34,699	8,675

