



New York Liberty (2-0) @ Indiana Fever (2-1)



Saturday, May 24th, 2025 — Gainbridge Fieldhouse — 1:00 pm EDT — Regular Season Game #3 — Away Game #2

TV: CBS

Follow the Liberty PR Department on X: @nylibertyPR and @NYL_Stats

2024 WNBA CHAMPIONS | 2023 COMMISSIONER'S CUP CHAMPIONS

PROBABLE STARTING LINEUP

PLAYER / 2025-26 REGULAR SEASON AVERAGES

#9 **Natasha Cloud** G • 5-10 • St. Joseph's (PA)/USA • 10th Season

GP/GS	PPG	RPG	APG	SPG	BPG	MPG
2/2	20.0	5.0	8.5	1.5	1.0	29.9

#20 **Sabrina Ionescu** G • 5-11 • Oregon/USA • 5th Season

GP/GS	PPG	RPG	APG	SPG	BPG	MPG
2/2	12.0	4.5	4.5	0.5	0.0	25.5

#13 **Leonie Fiebich** F • 6-4 • /Germany • 2nd Season

GP/GS	PPG	RPG	APG	SPG	BPG	MPG
2/2	4.5	2.5	0.5	2.0	0.5	25.3

#30 **Breanna Stewart** F • 6-4 • UConn/USA • 9th Season

GP/GS	PPG	RPG	APG	SPG	BPG	MPG
2/2	18.5	5.0	2.5	1.5	1.5	26.1

#35 **Jonquel Jones** C • 6-6 • George Washington/Bahamas • 9th Season

GP/GS	PPG	RPG	APG	SPG	BPG	MPG
2/2	14.0	8.5	3.5	0.0	2.5	25.8

Marquesha Davis (Mar-QWEE-Shuh); **Leonie Fiebich** (Lay-oh-knee FEE-bich ["ich" like "rich"]); **Sabrina Ionescu** (yo-NESS-coo); **Marine Johannes** (Jo-han-ess); **Nyara Sabaly** (Knee-ARE-uh SAH-buh-lee); **Jaylyn Sherrod** (SURE-rod); **Breanna Stewart** (bree-ANN-uh [NOT bree-ON-uh])

2025-26 REGULAR SEASON LIBERTY RECORDS

	RECORD	HOME	ROAD	OT
OVERALL	2-0	1-0	1-0	--
WESTERN	1-0	1-0	--	--
EASTERN	1-0	--	1-0	--

STREAKS

OVERALL	Won 2
HOME	Won 1
ROAD	Won 1

MATCHUP QUICK HITS

On Thursday, the New York Liberty set the all-time WNBA record for three-point field goals made in a regular season game, with 19, en route to their 99-74 victory over Chicago.

The New York Liberty will play the Indiana Fever in Gainbridge Fieldhouse for the first matchup of the 2025 series. The Fever have the lead in the all-time series record at 50-41. The two teams have met in the playoffs five times, but not since the 2015 postseason.

New York finished 3-1 against the Fever in 2024, besting Indiana by an average of 27 points.

The three wins against the Fever featured the Liberty recording three of their top ten blocking totals of the season (8, 6 and 6). On June 2, New York ended the game with 30 assists, their third most of the year, as they beat Indiana by 36 points.

The Liberty led the league in restricted area field goal percentage against the Fever, shooting a combined 73.4%.

Jonquel Jones registered three double-doubles against the Fever, making her one of only three players to do so in 2024.

Sabrina Ionescu and **Breanna Stewart** each scored in double figures in every Indiana matchup, averaging 19 and 20.5 points, respectively.

Ionescu and **Jones'** plus/minus (34 and 32) against the Fever on May 16, were among the six highest plus/minus finishes in the 2024 WNBA season.

2025 REGULAR SEASON SCHEDULE

DATE	OPPONENT	SCORE	RECORD
5/17	vs. Aces	92-78 W	1-0
5/22	@ Sky	99-74 W	2-0
5/24	@ Fever	1:00 pm	--
5/27	vs. Valkyries	7:00 pm	--
5/29	vs. Valkyries	7:00 pm	--
5/30	@ Mystics	7:30 pm	--
6/1	vs. Sun	3:00 pm	--
6/5	@ Mystics	7:30 pm	--
6/10	vs. Sky	8:00 pm	--
6/14	@ Fever	3:00 pm	--
6/17	vs. Dream	7:00 pm	--
6/19	vs. Mercury	7:00 pm	--
6/22	@ Storm	7:00 pm	--
6/25	@ Valkyries	10:00 pm	--
6/27	@ Mercury	10:00 pm	--
6/29	@ Dream	3:00 pm	--
7/3	vs. Sparks	7:00 pm	--
7/6	vs. Storm	1:00 pm	--
7/8	vs. Aces	8:00 pm	--
7/13	vs. Dream	3:00 pm	--
7/16	vs. Fever	7:30 pm	--
7/22	vs. Fever	8:00 pm	--
7/25	vs. Mercury	7:30 pm	--
7/26	vs. Sparks	7:00 pm	--
7/28	@ Wings	8:00 pm	--
7/30	@ Lynx	8:00 pm	--
8/1	@ Sun	7:30 pm	--
8/3	@ Sun	1:00 pm	--
8/5	vs. Wings	7:00 pm	--
8/8	@ Wings	7:30 pm	--
8/10	vs. Lynx	12:30 pm	--
8/12	@ Sparks	10:00 pm	--
8/13	@ Aces	9:30 pm	--
8/16	@ Lynx	2:00 pm	--
8/19	vs. Lynx	7:00 pm	--
8/21	vs. Sky	7:00 pm	--
8/23	@ Dream	2:00 pm	--
8/25	vs. Sun	7:00 pm	--
8/28	vs. Mystics	7:00 pm	--
8/30	@ Mercury	10:00 pm	--
9/2	@ Valkyries	10:00 pm	--
9/5	@ Storm	10:00 pm	--
9/9	vs. Mystics	7:00 pm	--
9/11	@ Sky	8:00 pm	--



NO.	PLAYER	POS.	HT.	BIRTHDATE	PRIOR TO WNBA/HOME COUNTRY	WNBA EXP.
22	Kennedy Burke	G	6-1	02/14/1997	UCLA/USA	5
9	Natasha Cloud	G	5-10	02/22/1992	St. Joseph's (PA)/USA	10
1	Marquesha Davis	G	6-0	05/29/2001	Ole Miss/USA	1
13	Leonie Fiebich	F	6-4	01/10/2000	/Germany	2
7	Rebekah Gardner	G	6-1	07/09/1990	UCLA/USA	2
21	Isabelle Harrison	F	6-3	09/27/1993	Tennessee/USA	7
20	Sabrina Ionescu	G	5-11	12/06/1997	Oregon/USA	5
23	Marine Johannès	G	5-10	01/21/1995	/France	3
35	Jonquel Jones	C	6-6	01/05/1994	George Washington/Bahamas	9
8	Nyara Sabally	C	6-5	02/26/2000	Oregon/Germany	2
0	Jaylyn Sherrod	G	5-7	10/21/2001	Colorado/USA	1
30	Breanna Stewart	F	6-4	08/27/1994	UConn/USA	9

STAFF

Head Coach	Sandy Brondello (she/her)
Assistant Coach	Olaf Lange (he/him)
Assistant Coach	Sonia Raman (she/her)
Assistant Coach	Zach O'Brien (he/him)
Head Athletic Trainer	Theresa Acosta (she/her)

PRONUNCIATION GUIDE

Marquesha Davis (Mar-QWEE-Shuh); **Leonie Fiebich** (Lay-oh-knee FEE-bich ["ich" like "rich"]); **Sabrina Ionescu** (yo-NESS-coo); **Marine Johannès** (Jo-han-ess); **Nyara Sabally** (Knee-ARE-uh SAH-buh-lee); **Jaylyn Sherrod** (SURE-rod); **Breanna Stewart** (bree-ANN-uh [NOT bree-ON-uh])
Coaches: **Sandy Brondello** (braun-DELL-oh), **Olaf Lange** (Lang)

HOW THE LIBERTY WERE BUILT

FREE AGENTS

- 2025** - Kennedy Burke (Re-signed on February, 1, 2025.)
- Isabelle Harrison (Signed as free agent on Feb. 21, 2025.)
- Marine Johannès (Re-signed with New York Liberty on Mar. 21, 2025.)
2024 - Jaylyn Sherrod (Signed rest of season contract on Aug. 16, 2024.)
2023 - Breanna Stewart (Resigned with the New York Liberty on March 26, 2025.)

OBTAINED VIA TRADE

- 2024** - Natasha Cloud (Acquired via trade from CON on March 16, 2025)
- Rebekah Gardner (Acquired via trade from CHI in 2024)
2023 - Leonie Fiebich (Acquired player rights from CHI via four-team trade)
- Jonquel Jones (Re-signed with New York Liberty February 16, 2024)

OBTAINED VIA DRAFT

- 2024** - Marquesha Davis (Drafted No. 11 overall by New York Liberty)
2022 - Nyara Sabally (Drafted No. 5 overall in 2022 WNBA Draft)
2020 - Sabrina Ionescu (Re-signed with New York Liberty on May 15, 2023)

NUMERICAL ROSTER

0 Jaylyn Sherrod	20 Sabrina Ionescu
1 Marquesha Davis	21 Isabelle Harrison
7 Rebekah Gardner	22 Kennedy Burke
8 Nyara Sabally	23 Marine Johannès
9 Natasha Cloud	30 Breanna Stewart
13 Leonie Fiebich	35 Jonquel Jones

STATUS REPORT

No injuries to report

LIBERTY PREGAME AVAILABILITY: 90-60 Minutes on Game Clock (Begins at 11:28:30 AM ET)

90-75 Minutes	80-65 Minutes	75-60 Minutes
Kennedy Burke	Sabrina Ionescu	Jonquel Jones
Natasha Cloud	Breanna Stewart	Leonie Fiebich
Marquesha Davis		
Rebekah Gardner		
Marine Johannès		
Isabelle Harrison		
Nyara Sabally		
Jaylyn Sherrod		



WOMEN'S NATIONAL BASKETBALL ASSOCIATION

OFFICIAL SCORER'S REPORT
FINAL BOX

Thursday, May 22, 2025 Wintrust Arena, Chicago, IL

Officials: #11 Randy Richardson, #37 Teresa Stuck, #27 Tyler Mirkovich

Game Duration: 2:00

Attendance: 9025

VISITOR: New York Liberty (2-0)

	POS	MIN	FG	FGA	3P	3PA	FT	FTA	OR	DR	TOT	A	PF	ST	TO	BS	+/-	PTS	
13 Leonie Fiebich	F	20:38	3	5	1	2	0	0	0	1	1	0	1	1	0	0	16	7	
30 Breanna Stewart	F	24:44	3	8	2	5	4	4	0	2	2	2	1	3	4	2	24	12	
35 Jonquel Jones	C	21:50	4	6	3	4	0	0	0	7	7	1	1	0	3	4	15	11	
20 Sabrina Ionescu	G	20:05	5	9	2	5	4	4	1	1	2	5	3	1	3	0	5	16	
9 Natasha Cloud	G	26:55	6	10	4	5	2	2	0	4	4	8	3	0	2	0	27	18	
23 Marine Johannès		22:23	2	5	2	5	0	0	0	2	2	2	2	1	3	0	24	6	
22 Kennedy Burke		21:01	5	6	4	4	3	4	0	1	1	2	1	3	0	1	13	17	
7 Rebekah Gardner		16:58	3	4	1	2	0	0	1	1	2	2	2	1	1	0	3	7	
8 Nyara Sabally		09:30	0	0	0	0	2	2	0	3	3	1	4	2	0	1	7	2	
21 Isabelle Harrison		06:18	0	2	0	0	0	0	0	2	2	1	0	0	2	0	-3	0	
0 Jaylyn Sherrod		04:49	1	3	0	2	1	1	0	0	0	1	1	0	0	0	-3	3	
1 Marquesha Davis		04:49	0	0	0	0	0	0	1	1	2	0	0	0	1	1	-3	0	
			200:00	32	58	19	34	16	17	3	25	28	25	19	12	19	9	25	99
					55.2%		55.9%		94.1%	TM REB: 6			TOT TO: 20 (15 PTS)						

HOME: CHICAGO SKY (0-2)

	POS	MIN	FG	FGA	3P	3PA	FT	FTA	OR	DR	TOT	A	PF	ST	TO	BS	+/-	PTS
11 Kia Nurse	F	19:05	1	5	1	5	0	0	0	2	2	1	3	0	2	0	-10	3
5 Angel Reese	F	26:56	0	8	0	0	2	6	8	4	12	1	2	3	5	0	-25	2
10 Kamilla Cardoso	C	23:27	3	8	0	0	0	0	0	4	4	0	1	1	2	0	-13	6
7 Ariel Atkins	G	22:40	2	8	2	4	2	3	0	2	2	1	4	0	1	0	-17	8
22 Courtney Vandersloot	G	24:37	5	11	2	5	2	3	0	2	2	3	3	2	4	1	-19	14
9 Rebecca Allen		19:43	4	8	1	3	2	4	2	2	4	0	2	0	3	0	-22	11
1 Elizabeth Williams		16:33	3	5	0	0	1	3	3	3	6	2	2	3	2	0	-12	7
24 Rachel Banham		15:20	5	7	5	7	0	0	0	1	1	1	0	0	1	0	-4	15
2 Hailey Van Lith		15:23	0	4	0	3	4	6	0	0	0	6	0	0	0	0	-6	4
12 Michaela Onyenwere		13:04	1	4	0	0	0	0	2	1	3	1	1	0	3	0	0	2
21 Maddy Westbeld		03:12	1	1	0	0	0	0	0	0	0	0	0	0	0	0	3	2
4 Moriah Jefferson		DND - Injury/Illness - Leg																
		200:00	25	69	11	27	13	25	15	21	36	16	18	9	23	1	-25	74
			36.2%		40.7%		52%		TM	REB:	13		TOT TO: 24 (27 PTS)					

SCORE BY PERIOD	1	2	3	4	FINAL
Liberty	28	25	22	24	99
SKY	23	9	22	20	74

Inactive: Liberty -

Inactive: Sky -

Points in the Paint: Liberty 24 (12/20), SKY 22 (11/35) Biggest Lead: Liberty 31, SKY 3

2nd Chance Points: Liberty 0 (0/2), SKY 5 (1/15)

Lead Changes: 1

Fast Break Points: Liberty 12 (5/7), SKY 7 (2/5)

Times Tied: 0

Technical fouls - Individual

Liberty (0): NONE

SKY (1): Reese 7:49 3rd

Technical fouls - Non-Unsportsmanlike

Liberty (1): Team 5:50 4th (Delay)

SKY (0): NONE





A Recap of New York's Historic 2024 Playoff Run

First Round Sweep

The New York Liberty's playoff path began with a best-of-three series against the Atlanta Dream. The Liberty swept Atlanta via back-to-back wins at Barclays Center.

Game 1 was dominated by the Liberty, who were up by as much as 22 points and never relinquished their lead. Sabrina Ionescu and rookie Leonie Fiebich led the team in scoring, each putting up 25 points. Fiebich also became the first ever rookie with 4+ 3PM in a playoff game without a miss. Breanna Stewart put up a 24-11 double-double and got up for three blocks as the team held the Dream to shooting 18.8% from three.

Sweeping the series with a Game 2 win, New York grinded out a 9.1 net rating, with every starter finishing with a positive plus/minus. With a Sabrina Ionescu 36-point night, which tied the franchise's single-game playoff scoring record, and a Jonquel Jones 20-point, 13 rebound double-double, the Liberty fended off Atlanta's attempt to even the series.

Feeling Lucky in Las Vegas

In the 2024 Semifinals against the Las Vegas Aces, New York continued their defense of home court in the post season. With three players scoring in double figures, the Liberty powered past the Aces in Game 1. After a Jonquel Jones made three less than two minutes into the game to the final buzzer, New York held the lead in a wire-to-wire victory.

A Game 2 win featured every starter earning a defensive rating equal to or above 100.0. Sabrina Ionescu led the way with 24 points and nine rebounds.

Playing a second game in Michelob Ultra Arena after a Game 3 loss, the Liberty were determined to end the series with a Game 4 win. On the back of a Breanna Stewart double-double, the Liberty closed out the series with a resounding 14-point win.

A Finals Series for the Ages

New York's second Finals appearance in two years began with hosting the first two games in Barclays Center. After a Game 1 loss in overtime, the Liberty stormed through Game



2 to victory, shooting 45.8% from three and building up a lead by as much as 17 points. In the first two matchups, Jonquel Jones amassed a combined 38 points and 19 rebounds.

Hitting the road for Minnesota, the Liberty battled for a Game 3 win with Breanna Stewart racking up a 30-point double-double. Stewart, Betnijah Laney-Hamilton, Jonquel Jones, Sabrina Ionescu and Nyara Sabally combined for nine blocks, matching the franchise record for most blocks in a playoff game. Sabrina Ionescu called game, sinking a game-winning 28-foot 3-pointer with one second left on the shot clock.

A close Game 4 loss despite 21 points from Jones set the stage for the Game 5 face-off in Brooklyn with the series tied at 2-2. Leading the team, Jones scored 17 points and Stewart put up 3 blocks. Nyara Sabally and Leonie Fiebich combined for 26 points, including a key 5 points in overtime that guaranteed the New York Liberty their first WNBA title in franchise history and the city's first basketball title in over 50 years. Jonquel Jones was awarded the 2024 Finals Most Valuable Player award after tallying 89 points, 38 rebounds, 11 assists and 4 blocks in the series.

All Eyes on the Liberty

A New York Liberty attendance record was set when over 18,000 fans gathered in the arena to watch the Liberty bring New York its first

professional basketball championship since 1973.

The Finals series averaged 1.6 million viewers, garnering the highest rating in 25 years. This mark was a 115% increase from the 2023 WNBA Finals. Games 3, 4 and 5 were the most watched WNBA Finals games that aired on cable. Viewership for Game 5 peaked at 3.3 million, with its television rating doubling the previous record for a Game 5 Finals matchup.

Canyon of Heroes History

Thousands upon thousands of fans showered the 2024 WNBA Champions with ticker tape and support as the New York Liberty's championship parade made its way down the renowned Canyon of Heroes. The Liberty joined New York sports history as they took the famous same path taken by winners of World Cups, Stanley Cups, Super Bowls and World Series titles.

A massive crowd of seafoam gathered for the first parade celebrating a NY professional sports team since the New York Giants' Super Bowl in 2012. The parade was followed by a ceremony at City Hall with the New York Liberty receiving the key to New York City.

On May 16, the Liberty had a permanent plaque installed and unveiled at 250 Broadway Street, commemorating their spot among this city's all-time legendary championship winning teams.

Reflecting the New York Liberty's commitment to excellence and honoring Brooklyn were at the forefront of the design process for renowned bespoke diamond jewelry creator, Jason of Beverly Hills and Brooklyn-based designers, Dynasty and Soull Ogun of L'Enchanteur. The championship celebrates one of the WNBA's original franchises winning their first-ever title, New York City's first professional basketball championship since 1973 and serves as a tribute to the spirit, core values and city that the franchise represents.



More than six carats of white diamonds reflect the six years of Joe and Clara Wu Tsai's ownership of the Liberty. Eleven black diamonds represent the team's 2024 playoff wins, while 32 points of black diamonds honor the Liberty's franchise-record tying 32 regular season wins as they became the first WNBA to win 30+ games in back-to-back seasons.



The single diamond in the trophy represents the New York Liberty's first WNBA title.



An image of a budding leaf breaking through a crack in the concrete pays homage to 'The Concrete Jungle' that the Liberty calls home while symbolizing the beginning of the Liberty's championship chapter. The 28 points of Paraiba in the leaf symbolize the team's 28 seasons in the WNBA. Each player's name and jersey number complete the shank's design.



The top of the championship ring unscrews to reveal a recreation of the New York Liberty court with the team's record in each playoff series in their title run. Underneath the ring's top are a pair of earrings, providing players with everyday jewelry to remind them of their historic win.



CHAMPIONSHIP DNA

After bringing home the franchise's first championship, the New York Liberty's 2025 roster will include players responsible for 73.2% of the minutes in the team's playoff run.

The two lineups most used in the championship pursuit posted plus/minus ratings of +3.9 and +9.0 and will return all but one player for the start of the season.

The Liberty maintained home court dominance throughout their journey to securing a championship, posting a 6-1 record in Barclays Center.

NEW YORK, NEW LEVELS

2024 saw the New York Liberty reaching new heights over their opponents. In comparison to the 2023 regular season, the Liberty's offensive rating increased 2.6 points to a league-leading 107.0. Their net rating topped their peers as well with a rating of 11.7, up from 2023's 10.3.

This trend continued into the playoffs with the team's net rating jumping from -1.0 in the 2023 playoffs to 6.2 in the 2024 post season run to a championship.

Regaining possessions through steals was a regular occurrence as the Liberty averaged 7.9 steals per game, building on 2023's 6.7 steals. Breanna Stewart grabbed a season-high of 5 steals against the Phoenix Mercury on her way to a career-high season total (64).

NO FLY ZONE

The New York Liberty defense was prolific, yet again, allowing the 3rd fewest points in the 2024 regular season. Their opponents only averaged 76.5 points, 5.18 points fewer than the league average.

This performance was amplified in the playoffs as the Liberty clamped down, their opponents scoring the post-season's lowest average of 77.4 points per game.

If opponents tried to score from the restricted area, they had to face a Liberty defense that boasted a top 2 opponent shooting percentage in that zone (59.3%). The rest of the paint wasn't safe either, as they held opponents to a league-best 36.9% shooting.

The Hottest Ticket in Town

Attendance at Barclays Center for New York Liberty games surged over 63% from 2023 to the 2024. Last season, home games attendance averaged over 12,500.

The Liberty earned the honor of playing back-to-back WNBA Finals series in Barclays Center. In the 2023 Finals matchup against the Las Vegas Aces, games in Brooklyn, NY drew an average of 16,997 fans. During the 2024 series, on their path to besting the Minnesota Lynx, an average of 17,956 Liberty fans filled the arena.

On October 20, 2024, a Liberty franchise attendance record at Barclays Center was set when 18,090 fans packed the arena to watch the New York Liberty win Game 5 and clinch their first ever WNBA Championship.





THE WIZARD'S RETURN

While **Marine Johannès'** creative passing and acrobatics at the rim cannot be quantified or captured on a stat sheet, her shooting ability certainly can. Her career 3-point percentage ranks her amongst the top 7 active WNBA players (minimum 20 3PM).

Marine was in contention for the 2023 Sixth Player of the Year award, but her outings as a starter were impactful. She averaged 10.6 points in those starting appearances, including leading the team in scoring with 18 points against the Atlanta Dream.

National team commitments called Johannès back to France during the 2024 season. In an Olympic tournament run that resulted in a silver medal, she put up 24 points versus Germany to advance to the penultimate matchup against Team USA.

CLOUDY DAYS ARE HERE

The WNBA saw a whirlwind of movement during the offseason, including the addition of **Natasha Cloud** to the New York Liberty.

In 26 of her 38 starts last season, she accumulated at least 10 assists. Eight of those outings resulted in a double-double.

Cloud's 2024 campaign was laden with achievements, including a career-high scoring performance with 31 points, finishing top 4 in assists, top 10 in minutes played and a nomination to the league's All-Defensive 2nd Team.

IZZY SZN

The Liberty's offseason moves continued with the acquisition of forward **Isabelle Harrison** who is coming off a career best defensive performance with the Chicago Sky.

Harrison saw her defensive rating jump to 104.8 while she averaged 16.3 minutes per game. She posted her best assist-to-turnover ratio in six years (0.69). Her career-high of 11 defensive rebounds came against the New York Liberty in Barclays last season.

BEK IS BACK

Acquired by the New York Liberty in 2024, **Rebekah Gardner** will make her first appearance in seafoam this season. In her 2022 debut, Gardner made the WNBA's All-Rookie Team and put up a top 8 field goal percentage of 54.2%. In her two seasons with the Chicago Sky, she posted offensive ratings of 101.4 (2022) and 94.2 (2023).





SABRINA/STEWART SCORING SPREE

A championship season saw **Sabrina Ionescu** and **Breanna Stewart** climb the ranks of the Liberty's franchise scoring records, with both firmly established in the top ten.

After Stewart's 2024 scoring performance, she now sits atop the Liberty's scoring average leaders (21.7). In 16 of her 38 appearances in the 2024 regular season, she tallied at least 20 points.

The Liberty's record for made 3-pointers is well within Sabrina Ionescu's grasp, with her total a mere 21 short of franchise history. Sixteen was a lucky number for this pair, as Ionescu also racked up 20+ point performances in as many games. Her 2024 season ranks her in the league's top 3 3-pointers performances, only being outdone by Diana Taurasi in 2006....and herself in 2023.

PHENOMENAL FIEBICH

Leonie Fiebich enters the 2025 WNBA season fresh off winning a championship in Spain's LF Endesa with Valencia Basket Club.

Her rookie season with New York saw her make the 2024 WNBA All-Rookie team as she consistently contributed to the Liberty's championship season. Voting for 2024's Sixth Player of the Year Award ended with Leonie Fiebich finishing in second place, the highest rookie consideration for the award since 2009.

Out of the 26 first year players last season, only five were featured in all 40 regular season games. Leonie was among them and her scoring efficiency stood above the rest. She led that group in field goal percentage (47.8%), effective field goal percentage (62.4%), and true shooting (62.4%).

Her 3-point percentage (43.3%) and single season plus/minus (+279) rank second among the WNBA's all-time debut performances.

Fiebich's postseason performance added her name to the WNBA's rookie record book. She put up 128 points during her first postseason run, second most by a rookie in the WNBA playoffs. In the span of 11 games, Fiebich hit 25 3-pointers, the third fastest player to do so in the WNBA postseason. In Game 1 of the Finals, she hit five shots from beyond the arc, making her the first rookie to sink that many from three in a Finals matchup.

BLOCK PARTY IN BROOKLYN

2024 Finals MVP **Jonquel Jones** teamed up with **Breanna Stewart** to both rank in the top 6 number of blocks in 2024, 50 and 48, respectively. Their defensive dominance resulted in both players averaging 1.3 blocks per game and taking their place in the Liberty's top 10 list for blocks in the playoffs (7 and 19, respectively).

Jones' elevated for 50 blocks last season, leading the team and placing herself amongst the top 4 league leaders in the category.

Breanna Stewart set a franchise record for blocks in a regular season game (6) and in a playoff game (4) in Game 3 of the 2024 WNBA Finals.



LIBERTY PLAYER TOTALS, SINGLE-GAME HIGHS



PLAYER	GP-GS	MIN	MPG	FG-ATT	FG%	3FG-ATT	3FG%	FT-FTA	FT%	OFF	DEF	TOT/AVG	AST	APG	PF-D	STL	SPG	TO	BLK	BPG	PTS	AVG
Cloud, N.	2-2	60	29.9	14-27	.519	5-9	.556	7-8	.875	0	10	10/5.0	17	8.5	7-6	3	1.50	4	2	1.00	40	20.0
Stewart, B.	2-2	52	26.1	13-22	.591	2-7	.286	9-9	1.000	0	10	10/5.0	5	2.5	3-6	3	1.50	4	3	1.50	37	18.5
Jones, J.	2-2	52	25.8	10-18	.556	4-7	.571	4-6	.667	1	16	17/8.5	7	3.5	4-7	0	0.00	5	5	2.50	28	14.0
Burke, K.	2-0	38	19.2	9-13	.692	6-7	.857	3-4	.750	0	2	2/1.0	3	1.5	3-2	4	2.00	0	2	1.00	27	13.5
Ionescu, S.	2-2	51	25.5	8-21	.381	2-10	.200	6-6	1.000	1	8	9/4.5	9	4.5	3-9	1	0.50	3	0	0.00	24	12.0
Fiebich, L.	2-2	51	25.3	4-8	.500	1-4	.250	0-0	.000	1	4	5/2.5	1	0.5	4-1	4	2.00	2	1	0.50	9	4.5
Johannès, M.	2-0	37	18.5	3-7	.429	2-6	.333	0-0	.000	0	3	3/1.5	3	1.5	2-0	1	0.50	3	1	0.50	8	4.0
Sabally, N.	2-0	20	10.2	2-4	.500	0-0	.000	4-4	1.000	4	4	8/4.0	2	1.0	6-4	2	1.00	0	1	0.50	8	4.0
Gardner, R.	2-0	21	10.7	3-5	.600	1-3	.333	0-0	.000	1	2	3/1.5	2	1.0	2-1	1	0.50	1	0	0.00	7	3.5
Sherrod, J.	2-0	5	2.7	1-3	.333	0-2	.000	1-1	1.000	0	0	0/0.0	2	1.0	1-1	0	0.00	0	0	0.00	3	1.5
Davis, M.	2-0	5	2.7	0-0	.000	0-0	.000	0-0	.000	1	1	2/1.0	0	0.0	0-0	0	0.00	1	1	0.50	0	0.0
Harrison, I.	2-0	7	3.5	0-2	.000	0-0	.000	0-0	.000	0	2	2/1.0	1	0.5	0-1	0	0.00	2	0	0.00	0	0.0
LIBERTY	2	393	196.5	67-130	.515	23-55	.418	34-38	.895	9	62	71/35.5	52	26.0	35-38	19	9.50	25	16	8.00	191	95.5
OPPONENTS	2	393	196.5	53-151	.351	22-59	.373	24-38	.632	27	50	77/38.5	34	17.0	38-35	13	6.50	33	3	1.50	152	76.0
PLAYER		MIN	FG	ATT	FG%	3FG	ATT	3FG%	FT	FTA	FT%	OFF	DEF	TOT	AST	PF	FD	STL	TO	BLK	PTS	
Davis, M.		5	--	--	--	--	--	--	--	--	--	1	1	2	--	--	--	--	1	1	--	
Sherrod, J.		5	1	3	.333	--	2	--	1	1	1.000	--	--	--	1 (2)	1	1	--	--	--	3	
Gardner, R.		17	3	4	.750	1	2	.500	--	--	--	1	1 (2)	2	2	2	1	1	1	--	7	
Sabally, N.		11	2	4	.500	--	--	--	2 (2)	2 (2)	1.000 (2)	4	3	5	1 (2)	4	3	2	--	1	6	
Cloud, N.		33	8	17	.600	4	5	.800	5	6	1.000	--	6	6	9	4	4	3	2 (2)	2	22	
Fiebich, L.		30	3	5	.600	1	2 (2)	.500	--	--	--	1	3	4	1	3	1	3	2	1	7	
Ionescu, S.		31	5	12	.556	2	5 (2)	.400	4	4	1.000 (2)	1	7	7	5	3	5	1	3	--	16	
Harrison, I.		6	--	2	--	--	--	--	--	--	--	--	2	2	1	--	1	--	2	--	--	
Burke, K.		21	5	7	.833	4	4	1.000	3	4	.750	--	1 (2)	1 (2)	2	2	2	3	--	1 (2)	17	
Johannès, M.		22	2	5	.500	2	5	.400	--	--	--	--	2	2	2	2	--	1	3	1	6	
Stewart, B.		27	10	14	.714	2	5	.400	5	5	1.000 (2)	--	8	8	3	2	3 (2)	3	4	2	25	
Jones, J.		30	6	12	.667	3	4	.750	4	6	.667	1	9	10	6	3	6	--	3	4	17	
	LIBERTY	200 (2)	35	72	.552	19	34	.559	18	21	.941	6	37	49	27	19	20	12	19	9	99	
	OPPONENTS	200 (2)	28	82	.362	11 (2)	32	.407	13	25	.846	15	29	49	18	20	19	9	23	2	78	



QUARTER & HALF SCORING BREAKDOWN



				NYL			OPP			NYL			OPP			NYL			OPP			NYL			OPP		
DATE	OPPONENT	OVERALL REC	W/L	1ST	1ST	POINT DIFF.	2ND	2ND	POINT DIFF.	3RD	3RD	POINT DIFF.	4TH	4TH	POINT DIFF.	1ST	1ST	POINT DIFF.	2ND	2ND	POINT DIFF.	3RD	3RD	POINT DIFF.	4TH	4TH	POINT DIFF.
5/17	Las Vegas	1-0	W	19	20	-1	28	13	15	16	25	-9	29	20	9												
5/22	at Chicago	2-0	W	28	23	5	25	9	16	22	22	0	24	20	4												
5/24	at Indiana	--	--	--	--	--	--	--	--	--	--	--	--	--	--												
5/27	Golden State	--	--	--	--	--	--	--	--	--	--	--	--	--	--												
5/29	Golden State	--	--	--	--	--	--	--	--	--	--	--	--	--	--												
5/30	at Washington	--	--	--	--	--	--	--	--	--	--	--	--	--	--												
6/1	Connecticut	--	--	--	--	--	--	--	--	--	--	--	--	--	--												
6/5	at Washington	--	--	--	--	--	--	--	--	--	--	--	--	--	--												
6/10	Chicago	--	--	--	--	--	--	--	--	--	--	--	--	--	--												
6/14	at Indiana	--	--	--	--	--	--	--	--	--	--	--	--	--	--												
6/17	Atlanta	--	--	--	--	--	--	--	--	--	--	--	--	--	--												
6/19	Phoenix	--	--	--	--	--	--	--	--	--	--	--	--	--	--												
6/22	at Seattle	--	--	--	--	--	--	--	--	--	--	--	--	--	--												
6/25	at Golden State	--	--	--	--	--	--	--	--	--	--	--	--	--	--												
6/27	at Phoenix	--	--	--	--	--	--	--	--	--	--	--	--	--	--												
6/29	at Atlanta	--	--	--	--	--	--	--	--	--	--	--	--	--	--												
7/3	Los Angeles	--	--	--	--	--	--	--	--	--	--	--	--	--	--												
7/6	Seattle	--	--	--	--	--	--	--	--	--	--	--	--	--	--												
7/8	Las Vegas	--	--	--	--	--	--	--	--	--	--	--	--	--	--												
7/13	Atlanta	--	--	--	--	--	--	--	--	--	--	--	--	--	--												
7/16	Indiana	--	--	--	--	--	--	--	--	--	--	--	--	--	--												
7/22	Indiana	--	--	--	--	--	--	--	--	--	--	--	--	--	--												
7/25	Phoenix	--	--	--	--	--	--	--	--	--	--	--	--	--	--												
7/26	Los Angeles	--	--	--	--	--	--	--	--	--	--	--	--	--	--												
7/28	at Dallas	--	--	--	--	--	--	--	--	--	--	--	--	--	--												
7/30	at Minnesota	--	--	--	--	--	--	--	--	--	--	--	--	--	--												
8/1	at Connecticut	--	--	--	--	--	--	--	--	--	--	--	--	--	--												
8/3	at Connecticut	--	--	--	--	--	--	--	--	--	--	--	--	--	--												
8/5	Dallas	--	--	--	--	--	--	--	--	--	--	--	--	--	--												
8/8	at Dallas	--	--	--	--	--	--	--	--	--	--	--	--	--	--												
8/10	Minnesota	--	--	--	--	--	--	--	--	--	--	--	--	--	--												
8/12	at Los Angeles	--	--	--	--	--	--	--	--	--	--	--	--	--	--												
8/13	at Las Vegas	--	--	--	--	--	--	--	--	--	--	--	--	--	--												
8/16	at Minnesota	--	--	--	--	--	--	--	--	--	--	--	--	--	--												
8/19	Minnesota	--	--	--	--	--	--	--	--	--	--	--	--	--	--												
8/21	Chicago	--	--	--	--	--	--	--	--	--	--	--	--	--	--												
8/23	at Atlanta	--	--	--	--	--	--	--	--	--	--	--	--	--	--												
8/25	Connecticut	--	--	--	--	--	--	--	--	--	--	--	--	--	--												
8/28	Washington	--	--	--	--	--	--	--	--	--	--	--	--	--	--												
8/30	at Phoenix	--	--	--	--	--	--	--	--	--	--	--	--	--	--												
9/2	at Golden State	--	--	--	--	--	--	--	--	--	--	--	--	--	--												
9/5	at Seattle	--	--	--	--	--	--	--	--	--	--	--	--	--	--												
9/9	Washington	--	--	--	--	--	--	--	--	--	--	--	--	--	--												
9/11	at Chicago	--	--	--	--	--	--	--	--	--	--	--	--	--	--												
2025-26 TOTALS		2-0	--	47	43	4	53	22	31	38	47	-9	53	40	13												
AVG/GAME		--	--	23.5	21.5	2.0	26.5	11.0	15.5	19.0	23.5	-4.5	26.5	20.0	6.5												

NYL	OPP		NYL	OPP	NYL	OPP	NYL	OPP					
DATE	OPPONENT	OVERALL REC	W/L	1ST HALF	1ST HALF	POINT DIFF.	2ND HALF	2ND HALF	POINT DIFF.	BIGGEST LEAD	BIGGEST LEAD	TOTAL	TOTAL
5/17	Las Vegas	1-0	W	47	33	14	45	45	0	17	2	92	78
5/22	at Chicago	2-0	W	53	32	21	46	42	4	31	3	99	74
5/24	at Indiana	--	--	--	--	--	--	--	--	--	--	--	--
5/27	Golden State	--	--	--	--	--	--	--	--	--	--	--	--
5/29	Golden State	--	--	--	--	--	--	--	--	--	--	--	--
5/30	at Washington	--	--	--	--	--	--	--	--	--	--	--	--
6/1	Connecticut	--	--	--	--	--	--	--	--	--	--	--	--
6/5	at Washington	--	--	--	--	--	--	--	--	--	--	--	--
6/10	Chicago	--	--	--	--	--	--	--	--	--	--	--	--
6/14	at Indiana	--	--	--	--	--	--	--	--	--	--	--	--
6/17	Atlanta	--	--	--	--	--	--	--	--	--	--	--	--
6/19	Phoenix	--	--	--	--	--	--	--	--	--	--	--	--
6/22	at Seattle	--	--	--	--	--	--	--	--	--	--	--	--
6/25	at Golden State	--	--	--	--	--	--	--	--	--	--	--	--
6/27	at Phoenix	--	--	--	--	--	--	--	--	--	--	--	--
6/29	at Atlanta	--	--	--	--	--	--	--	--	--	--	--	--
7/3	Los Angeles	--	--	--	--	--	--	--	--	--	--	--	--
7/6	Seattle	--	--	--	--	--	--	--	--	--	--	--	--
7/8	Las Vegas	--	--	--	--	--	--	--	--	--	--	--	--
7/13	Atlanta	--	--	--	--	--	--	--	--	--	--	--	--
7/16	Indiana	--	--	--	--	--	--	--	--	--	--	--	--
7/22	Indiana	--	--	--	--	--	--	--	--	--	--	--	--
7/25	Phoenix	--	--	--	--	--	--	--	--	--	--	--	--
7/26	Los Angeles	--	--	--	--	--	--	--	--	--	--	--	--
7/28	at Dallas	--	--	--	--	--	--	--	--	--	--	--	--
7/30	at Minnesota	--	--	--	--	--	--	--	--	--	--	--	--
8/1	at Connecticut	--	--	--	--	--	--	--	--	--	--	--	--
8/3	at Connecticut	--	--	--	--	--	--	--	--	--	--	--	--
8/5	Dallas	--	--	--	--	--	--	--	--	--	--	--	--
8/8	at Dallas	--	--	--	--	--	--	--	--	--	--	--	--
8/10	Minnesota	--	--	--	--	--	--	--	--	--	--	--	--
8/12	at Los Angeles	--	--	--	--	--	--	--	--	--	--	--	--
8/13	at Las Vegas	--	--	--	--	--	--	--	--	--	--	--	--
8/16	at Minnesota	--	--	--	--	--	--	--	--	--	--	--	--
8/19	Minnesota	--	--	--	--	--	--	--	--	--	--	--	--
8/21	Chicago	--	--	--	--	--	--	--	--	--	--	--	--
8/23	at Atlanta	--	--	--	--	--	--	--	--	--	--	--	--
8/25	Connecticut	--	--	--	--	--	--	--	--	--	--	--	--
8/28	Washington	--	--	--	--	--	--	--	--	--	--	--	--
8/30	at Phoenix	--	--	--	--	--	--	--	--	--	--	--	--
9/2	at Golden State	--	--	--	--	--	--	--	--	--	--	--	--
9/5	at Seattle	--	--	--	--	--	--	--	--	--	--	--	--
9/9	Washington	--	--	--	--	--	--	--	--	--	--	--	--
9/11	at Chicago	--	--	--	--	--	--	--	--	--	--	--	--
2025-26 TOTALS		2-0	--	100	65	35	91	87	4	48	5	191	152
AVG/GAME		--	--	50.0	32.5	17.5	45.5	43.5	2.0	24.0	2.5	95.5	76.0

2024-25 REGULAR SEASON	PPG	OPP. PPG	FG%	3FG%	FT%	RPG	APG	SPG	TO	BPG
Liberty	85.6	76.5	.448	.349	.814	36.6	22.8	7.90	13.8	4.48
Fever	85.0	87.7	.456	.356	.775	35.1	20.4	5.88	15.3	4.33



2024-25 REGULAR SEASON INDIVIDUAL BESTS	2024-25 REGULAR SEASON FEVER BESTS	2024-25 REGULAR SEASON TEAM
Points 31 Breanna Stewart @ IND 5/16/24	Points 22 Caitlin Clark vs. IND 5/18/24	Biggest Win 36 @ IND 5/16/24, vs. IND 6/2/24
Rebounds 13 Jonquel Jones vs. IND 6/2/24	Rebounds 12 Caitlin Clark @ IND 7/6/24	Biggest Loss 5 @ IND 7/6/24
Assists 7 Courtney Vandersloot vs. IND 6/2/24	Assists 13 Caitlin Clark @ IND 7/6/24	

ALL-TIME SERIES FACTS	NEW YORK VS INDIANA
Longest Win Streak	9 wins, 06/01/22-06/02/24
Biggest Win	36 points: 104-68, 06/02/24
Biggest Loss	33 points: 44-77, 08/08/06
Most Points Scored	104 points, 104-68, 06/02/24
Most Points Allowed	98 points, 77-98 @ IND, 09/01/16
Top Scorer (NYL)	Breanna Stewart: 45 pts, 90-73, 05/21/23
Top Scorer (IND)	Erica Wheeler: 33 pts @ NYL, 81-76, 08/08/17

2025-26 REGULAR SEASON VS. FEVER			2024-25 REGULAR SEASON VS. FEVER			SERIES HISTORY VS. FEVER				
DATE	SITE	TIME/RESULT	DATE	SITE	RESULT		ALL-TIME	STREAKS	LAST WIN	LAST LOSS
5/24/25	Indiana	1:00 pm	5/16/24	Indiana	W, 102-66	Overall	41-50	Lost 1	6/2/24	7/6/24
6/14/25	Indiana	3:00 pm	5/18/24	New York	W, 91-80	Home	24-21	Won 5	6/2/24	5/13/22
7/16/25	New York	7:30 pm	6/2/24	New York	W, 104-68	Road	17-27	Lost 1	5/16/24	7/6/24
7/22/25	New York	8:00 pm	7/6/24	Indiana	L, 78-83					

CONNECTIONS

Sandy Brondello coached DeWanna Bonner on the way to winning the 2014 WNBA Championship with the Phoenix Mercury. Isabelle Harrison and Bonner both represented the Phoenix Mercury in 2016. Harrison and Brianna Turner shared the court for the Chicago Sky in 2024. Kennedy Burke spent the first two seasons of her WNBA career (2019, 2020) with the Indiana Fever, including Kelsey Mitchell. Natasha Howard played for the New York Liberty in 2021 and 2022. Sydney Colson suited up for the New York Liberty in the 2011 season.

MOST RECENT MATCHUP																			
FEVER 83, LIBERTY 78 – JULY 6, 2024 – GAINBRIDGE FIELDHOUSE – INDIANAPOLIS, IN – GAME #21 (17-4, 7-3 AWAY)																			
TEAM	1	2	3	4	OT	FINAL	FG	FGA	FG%	3FG%	FT%	OR	DR	TR	A	PF	ST	TO	BS
NYL	18	20	24	16	-	78	29	71	.408	.238	.625	8	23	31	20	11	7	10	1
IND	24	15	16	28	-	83	32	67	.478	.292	.857	7	34	41	20	15	6	15	2
TEAM	HIGH PTS		HIGH REB		HIGH AST		TEAM	HIGH PTS		HIGH REB		HIGH AST							
NYL	S. Ionescu: 22		J. Jones: 12		B. Stewart: 6		IND	C. Clark: 19		C. Clark: 12		C. Clark: 13							



2025-26 REGULAR SEASON	PPG	OPP. PPG	FG%	3FG%	FT%	RPG	APG	SPG	TO	BPG
Valkyries	71.5	79.0	.341	.222	.854	35.0	14.0	9.00	17.5	2.00
Liberty	95.5	76.0	.515	.418	.895	35.5	26.0	9.50	13.0	8.00



2025-26 REGULAR SEASON INDIVIDUAL BESTS

2025-26 REGULAR SEASON VALKYRIES BESTS

2025-26 REGULAR SEASON TEAM

** No Biggest Win **

** No Biggest Loss **

2025-26 REGULAR SEASON VS. VALKYRIES		
DATE	SITE	TIME/RESULT
5/27/25	New York	7:00 pm
5/29/25	New York	7:00 pm
6/25/25	Golden State	10:00 pm
9/2/25	Golden State	10:00 pm

2024-25 REGULAR SEASON VS. VALKYRIES		
DATE	SITE	RESULT

No Games

SERIES HISTORY VS. VALKYRIES				
	ALL-TIME	STREAKS	LAST WIN	LAST LOSS
Overall	0-0	Lost 0	--	--
Home	0-0	Lost 0	--	--
Road	0-0	Lost 0	--	--

CONNECTIONS

Sandy Brondello has coached **Stephanie Talbot** and the Australia Opals since 2018, most recently in the 2024 Paris Olympics 5x5 Women's Basketball tournament. Golden State Valkyrie's General Manager **Ohemaa Nyanin** was a member of the New York Liberty's front office staff for five years in multiple roles, including assistant general manager. **Kayla Thorton** was part of the Liberty's 2023 and 2024 squads, including contributing to the team's 2024 championship campaign. Golden State assistant coach **Sugar Rodgers** played for the Liberty from 2014 to 2018, when she racked up the fifth most made three's in New York Liberty history. **Isabelle Harrison** and **Veronica Burton** were teammates in 2022 for the Dallas Wings. **Monique Billings** shared the court with both **Natasha Cloud** for the 2024 Phoenix Mercury run and with **Kennedy Burke** at UCLA from 2015 to 2018. New York Liberty Director of Player Development **Andrew Wade** coached **Tiffany Hayes** and **Kate Martin** in Unrivaled for the Laces Basketball Club.



STARTING LINEUPS AND RECORDS



LIBERTY RECORD WHEN...	OVERALL	HOME	ROAD	NUMBER OF TIMES RECORDING	POINTS							REB	AST	BLK	STL	DD	TD
					10+	20+	30+	10+	10+	3+	3+						
Outrebounding opponent	1-0	1-0	0-0	Kennedy Burke	2	--	--	--	--	--	--	1	--	--	--	--	--
Outrebounded by opponent	1-0	0-0	1-0	Natasha Cloud	2	1	--	--	--	--	--	1	--	--	--	--	--
Tied in Rebounding	0-0	0-0	0-0	Marquesha Davis	--	--	--	--	--	--	--	--	--	--	--	--	--
Shooting better than opponent	2-0	1-0	1-0	Leonie Fiebich	--	--	--	--	--	--	--	1	--	--	--	--	--
Shooting worse than opponent	0-0	0-0	0-0	Rebekah Gardner	--	--	--	--	--	--	--	--	--	--	--	--	--
Shooting same than opponent	0-0	0-0	0-0	Isabelle Harrison	--	--	--	--	--	--	--	--	--	--	--	--	--
More FTM than opponent	2-0	1-0	1-0	Sabrina Ionescu	1	--	--	--	--	--	--	--	--	--	--	--	--
Less FTM than opponent	0-0	0-0	0-0	Marine Johannès	--	--	--	--	--	--	--	--	--	--	--	--	--
Same FTM than opponent	0-0	0-0	0-0	Jonquel Jones	2	--	--	1	--	1	--	1	--	1	--	--	--
More 3FGM than opponent	1-0	0-0	1-0	Nyara Sabally	--	--	--	--	--	--	--	--	--	--	--	--	--
Less 3FGM than opponent	1-0	1-0	0-0	Jaylyn Sherrod	--	--	--	--	--	--	--	--	--	--	--	--	--
Same 3FGM than opponent	0-0	0-0	0-0	Breanna Stewart	2	1	--	--	--	--	--	1	--	--	--	--	--
More assists than opponent	2-0	1-0	1-0	NUMBER OF TIMES LEADING TEAM IN . . . (INCLUDES TIES)													
Less assists than opponent	0-0	0-0	0-0		PTS												
Same assists than opponent	0-0	0-0	0-0	Kennedy Burke	--	--	--	--	--	--	--	1	--	--	--	--	--
More turnovers than opponent	0-0	0-0	0-0	Natasha Cloud	1	--	--	2	1	1	2	--	--	--	--	--	--
Less turnovers than opponent	2-0	1-0	1-0	Marquesha Davis	--	--	--	--	--	--	--	--	--	--	--	--	--
Same turnovers than opponent	0-0	0-0	0-0	Leonie Fiebich	--	--	--	--	--	--	--	1	--	--	--	--	--
Bench outscores opponent bench	1-0	1-0	0-0	Rebekah Gardner	--	--	--	--	--	--	--	--	--	--	--	--	--
Opponent bench outscores NYL	1-0	0-0	1-0	Isabelle Harrison	--	--	--	--	--	--	--	--	--	--	--	--	--
Bench scoring equal	0-0	0-0	0-0	Sabrina Ionescu	--	--	--	--	--	--	--	--	--	--	--	--	--
Scoring less than 80 points	0-0	0-0	0-0	Marine Johannès	--	--	--	--	--	--	--	--	--	--	--	--	--
Scoring between 80-89 points	0-0	0-0	0-0	Jonquel Jones	--	2	--	--	1	--	--	--	--	--	--	--	--
Scoring between 90-99 points	2-0	1-0	1-0	Nyara Sabally	--	--	--	--	--	--	--	--	--	--	--	--	--
Scoring between 100-109	0-0	0-0	0-0	Jaylyn Sherrod	--	--	--	--	--	--	--	--	--	--	--	--	--
Scoring 110 or more points	0-0	0-0	0-0	Breanna Stewart	1	--	--	--	--	1	--	--	--	--	--	--	--
Opponent scores less than 80	2-0	1-0	1-0														
Opponent scores between 80-89	0-0	0-0	0-0														
Opponent scores between 90-99	0-0	0-0	0-0														
Opponent scores between 100-109	0-0	0-0	0-0														
Opponent scores 110 or more	0-0	0-0	0-0														

STARTING LINEUPS

LAST USED	GAME	FORWARD	FORWARD	CENTER	GUARD	GUARD	RECORD
5/22/25	at Sky	Fiebich, L.	Stewart, B.	Jones, J.	Ionescu, S.	Cloud, N.	2-0



SEASON RECORDS



TEAM RECORD

	RECORD	HOME	ROAD	OT
OVERALL	2-0	1-0	1-0	--
EASTERN	1-0	--	1-0	--
WESTERN	1-0	1-0	--	--

TEAM RECORD - BY TEAM

	RECORD	HOME	ROAD	OT
OVERALL	2-0	1-0	1-0	--
CHICAGO	1-0	--	1-0	--
LAS VEGAS	1-0	1-0	--	--

HEAD COACH: SANDY BRONDELLO

	TENURE	WON	LOSS	PCT.
OVERALL:		149	91	.621
W/ CLUB:		82	36	.695

AFTER 2 GAMES: W2, L0

MARGIN	1	2	3	4	5	6	7	8	9	10	11	12	13	14	15	16	17	18	19	20	21	22	23	24	25
Won By:														1											1
Lost By:																									

MARGIN	26	27	28	29	30	31	32	33	34	35	36	37	38	39	40	41	42	43	44	45	46	47	48	49	50+
Won By:																									
Lost By:																									

AT START OF:	OVERALL	HOME	ROAD	FG%:	OVERALL	HOME	ROAD
2nd-Ahead:	1-0	0-0	1-0	-44%	0-0	0-0	0-0
-Behind:	1-0	1-0	0-0	45-49%	1-0	1-0	0-0
-Tied:	0-0	0-0	0-0	50-54%	0-0	0-0	0-0
3rd-Ahead:	2-0	1-0	1-0	55-59%	1-0	0-0	1-0
-Behind:	0-0	0-0	0-0	+60%	0-0	0-0	0-0
-Tied:	0-0	0-0	0-0				
4th-Ahead:	2-0	1-0	1-0				
-Behind:	0-0	0-0	0-0				
-Tied:	0-0	0-0	0-0				



PLAYER AND TEAM SUPERLATIVES



NEW YORK LIBERTY			OPPONENTS	
Points	25	Breanna Stewart vs. LVA 05/17/2025	31	A'ja Wilson vs. LVA 05/17/2025
Points in a Quarter	11	Breanna Stewart (2nd) vs. LVA 05/17/2025	11	A'ja Wilson (3rd) vs. LVA 05/17/2025
Points in a Half	14	Natasha Cloud (2nd) at CHI 05/22/2025	11	A'ja Wilson (1st) vs. LVA 05/17/2025
Field Goals	10	Breanna Stewart vs. LVA 05/17/2025	18	A'ja Wilson (2nd) vs. LVA 05/17/2025
Field Goal Attempts	17	Natasha Cloud vs. LVA 05/17/2025	11	A'ja Wilson vs. LVA 05/17/2025
Field Goal Percentage	0.833	Kennedy Burke (5-6) at CHI 05/22/2025	22	A'ja Wilson vs. LVA 05/17/2025
3-PT Field Goal	4	Natasha Cloud at CHI 05/22/2025	1.000	Maddy Westbeld (1-1) at CHI 05/22/2025
	4	Kennedy Burke at CHI 05/22/2025	1.000	Elizabeth Kitley (1-1) vs. LVA 05/17/2025
3-PT FG Attempts	5	Breanna Stewart at CHI 05/22/2025	5	Rachel Banham at CHI 05/22/2025
	5	Marine Johannès at CHI 05/22/2025		
	5	Sabrina Ionescu at CHI 05/22/2025		
	5	Natasha Cloud at CHI 05/22/2025		
3-PT FG Percentage	1.000	Kennedy Burke (4-4) at CHI 05/22/2025	12	Jackie Young vs. LVA 05/17/2025
Free Throws	5	Breanna Stewart vs. LVA 05/17/2025		
	5	Natasha Cloud vs. LVA 05/17/2025		
Free Throw Attempts	6	Jonquel Jones vs. LVA 05/17/2025	8	A'ja Wilson vs. LVA 05/17/2025
	6	Natasha Cloud vs. LVA 05/17/2025		
Free Throw Percentage	1.000	Breanna Stewart (5-5) vs. LVA 05/17/2025	1.000	A'ja Wilson (8-8) vs. LVA 05/17/2025
Offensive Rebounds	4	Nyara Sabally vs. LVA 05/17/2025	8	Angel Reese at CHI 05/22/2025
Defensive Rebounds	9	Jonquel Jones vs. LVA 05/17/2025	14	A'ja Wilson vs. LVA 05/17/2025
Total Rebounds	10	Jonquel Jones vs. LVA 05/17/2025	16	A'ja Wilson vs. LVA 05/17/2025
Assists	9	Natasha Cloud vs. LVA 05/17/2025	6	Hailey Van Lith at CHI 05/22/2025
Steals	3	Breanna Stewart at CHI 05/22/2025	3	Elizabeth Williams at CHI 05/22/2025
	3	Kennedy Burke at CHI 05/22/2025	3	Angel Reese at CHI 05/22/2025
	3	Leonie Fiebich vs. LVA 05/17/2025		
	3	Natasha Cloud vs. LVA 05/17/2025		
Blocks	4	Jonquel Jones at CHI 05/22/2025	1	Courtney Vandersloot at CHI 05/22/2025
			1	A'ja Wilson vs. LVA 05/17/2025
			1	Dana Evans vs. LVA 05/17/2025
Minutes	32:56	Natasha Cloud vs. LVA 05/17/2025	35:45	A'ja Wilson vs. LVA 05/17/2025
Points in Paint	18	Breanna Stewart vs. LVA 05/17/2025	20	A'ja Wilson vs. LVA 05/17/2025
Second Chance Points	4	Nyara Sabally vs. LVA 05/17/2025	5	A'ja Wilson vs. LVA 05/17/2025
Fast Break Points	4	Natasha Cloud at CHI 05/22/2025	4	A'ja Wilson vs. LVA 05/17/2025
	4	Breanna Stewart vs. LVA 05/17/2025		

LIBERTY HIGHS	LIBERTY LOWS	CATEGORY	OPPONENTS HIGHS	OPPONENTS LOWS
99 at CHI 05/22/2025	92 vs. LVA 05/17/2025	Points	78 vs. LVA 05/17/2025	74 at CHI 05/22/2025
28 at CHI 05/22/2025	19 vs. LVA 05/17/2025	Points/1st Qtr.	23 at CHI 05/22/2025	20 vs. LVA 05/17/2025
28 vs. LVA 05/17/2025	25 at CHI 05/22/2025	Points/2nd Qtr.	13 vs. LVA 05/17/2025	9 at CHI 05/22/2025
53 at CHI 05/22/2025	47 vs. LVA 05/17/2025	Points/1st Half	33 vs. LVA 05/17/2025	32 at CHI 05/22/2025
22 at CHI 05/22/2025	16 vs. LVA 05/17/2025	Points/3rd Qtr.	25 vs. LVA 05/17/2025	22 at CHI 05/22/2025
29 vs. LVA 05/17/2025	24 at CHI 05/22/2025	Points/4th Qtr.	20 (2) at CHI 05/22/2025	20 (2) at CHI 05/22/2025
46 at CHI 05/22/2025	45 vs. LVA 05/17/2025	Points/2nd Half	45 vs. LVA 05/17/2025	42 at CHI 05/22/2025
35 vs. LVA 05/17/2025	32 at CHI 05/22/2025	Field Goals	28 vs. LVA 05/17/2025	25 at CHI 05/22/2025
72 vs. LVA 05/17/2025	58 at CHI 05/22/2025	Field Goal Attempts	82 vs. LVA 05/17/2025	69 at CHI 05/22/2025
.552 at CHI 05/22/2025	.486 vs. LVA 05/17/2025	Field Goal Percentage	.362 at CHI 05/22/2025	.341 vs. LVA 05/17/2025
19 at CHI 05/22/2025	4 vs. LVA 05/17/2025	3-PT Field Goal	11 (2) at CHI 05/22/2025	11 (2) at CHI 05/22/2025
34 at CHI 05/22/2025	21 vs. LVA 05/17/2025	3-PT FG Attempts	32 vs. LVA 05/17/2025	27 at CHI 05/22/2025
.559 at CHI 05/22/2025	.190 vs. LVA 05/17/2025	3-PT FG Percentage	.407 at CHI 05/22/2025	.344 vs. LVA 05/17/2025
18 vs. LVA 05/17/2025	16 at CHI 05/22/2025	Free Throws	13 at CHI 05/22/2025	11 vs. LVA 05/17/2025
21 vs. LVA 05/17/2025	17 at CHI 05/22/2025	Free Throw Attempts	25 at CHI 05/22/2025	13 vs. LVA 05/17/2025
.941 at CHI 05/22/2025	.857 vs. LVA 05/17/2025	Free Throw Percentage	.846 vs. LVA 05/17/2025	.520 at CHI 05/22/2025
6 vs. LVA 05/17/2025	3 at CHI 05/22/2025	Offensive Rebounds	15 at CHI 05/22/2025	12 vs. LVA 05/17/2025
37 vs. LVA 05/17/2025	25 at CHI 05/22/2025	Defensive Rebounds	29 vs. LVA 05/17/2025	21 at CHI 05/22/2025
43 vs. LVA 05/17/2025	28 at CHI 05/22/2025	Total Rebounds	41 vs. LVA 05/17/2025	36 at CHI 05/22/2025
27 vs. LVA 05/17/2025	25 at CHI 05/22/2025	Assists	18 vs. LVA 05/17/2025	16 at CHI 05/22/2025
12 at CHI 05/22/2025	7 vs. LVA 05/17/2025	Steals	9 at CHI 05/22/2025	4 vs. LVA 05/17/2025
8 (2) at CHI 05/22/2025	8 (2) at CHI 05/22/2025	Team Fouls	9 (2) vs. LVA 05/17/2025	9 (2) vs. LVA 05/17/2025
19 at CHI 05/22/2025	16 vs. LVA 05/17/2025	Personal Fouls	20 vs. LVA 05/17/2025	18 at CHI 05/22/2025
19 at CHI 05/22/2025	6 vs. LVA 05/17/2025	Turnovers	23 at CHI 05/22/2025	10 vs. LVA 05/17/2025
9 at CHI 05/22/2025	7 vs. LVA 05/17/2025	Blocks	2 vs. LVA 05/17/2025	1 at CHI 05/22/2025
56 vs. LVA 05/17/2025	24 at CHI 05/22/2025	Points in Paint	32 vs. LVA 05/17/2025	22 at CHI 05/22/2025
10 vs. LVA 05/17/2025	0 at CHI 05/22/2025	Second Chance Points	10 vs. LVA 05/17/2025	5 at CHI 05/22/2025
12 (2) at CHI 05/22/2025	12 (2) at CHI 05/22/2025	Fast Break Points	7 (2) at CHI 05/22/2025	7 (2) at CHI 05/22/2025
31 at CHI 05/22/2025	17 vs. LVA 05/17/2025	Biggest Lead	3 at CHI 05/22/2025	2 vs. LVA 05/17/2025
35 at CHI 05/22/2025	18 vs. LVA 05/17/2025	Bench Points	41 at CHI 05/22/2025	14 vs. LVA 05/17/2025
27 at CHI 05/22/2025	9 vs. LVA 05/17/2025	Points Off Turnovers	15 at CHI 05/22/2025	7 vs. LVA 05/17/2025



BY LIBERTY	AN INDIVIDUAL...	BY OPPONENT
38 PTS, Breanna Stewart: (NYL L, 79-88) vs. Minnesota, 09/15/24	Scored 30+ points	30 PTS, Layshia Clarendon: (NYL W, 96-89) vs. Los Angeles, 09/07/23
40 PTS, Breanna Stewart: (NYL W, 94-93) @ Dallas, 09/05/23	Scored 40+ points	53 PTS, Liz Cambage: (NYL L, 87-104) @ Dallas, 07/17/18
* Never Has Happened *	Scored 50+ points	53 PTS, Liz Cambage: (NYL L, 87-104) @ Dallas, 07/17/18
18 REB, Breanna Stewart: (NYL L, 79-88) vs. Minnesota, 09/15/24	Had 15+ Rebounds	16 REB, Angel Reese: (NYL W, 81-67) @ Chicago, 07/13/24
21 REB, Amanda Zahui B: (NYL L, 63-80) @ Las Vegas, 08/29/20	Had 20+ Rebounds	21 REB, Sylvia Fowles: (NYL W, 57-54) vs. Chicago, 07/11/10
16 AST, Sabrina Ionescu: (NYL W, 89-69) vs. Phoenix, 07/31/22	Had 15+ assists	16 AST, Courtney Vandersloot: (NYL W, 93-85) @ Chicago, 05/23/21
5 BLK, Jonquel Jones: (NYL W, 77-70) vs. Seattle, 09/05/24	Had 5+ Blocks	5 BLK, Shakira Austin: (NYL W, 85-80) @ Washington, 05/14/24
5 STL, Breanna Stewart: (NYL L, 93-99) @ Phoenix, 06/18/24	Had 5+ Steals	5 STL, DiJonai Carrington: (NYL W, 82-74) vs. Connecticut, 07/16/24
12 FGM, Breanna Stewart: (NYL L, 79-88) vs. Minnesota, 09/15/24	Made 10+ Field Goals	11 FGM, Skylar Diggins: (NYL W, 98-85) @ Seattle, 08/30/24
15 FGM, Breanna Stewart: (NYL W, 100-89) @ Indiana, 08/13/23	Made 15+ Field Goals	17 FGM, Liz Cambage: (NYL L, 87-104) @ Dallas, 07/17/18
7 3FGM, Sabrina Ionescu: (NYL L, 83-88) vs. Minnesota, 07/28/23	Made 7+ 3-Pointers	7 3FGM, Jewell Loyd: (NYL L, 83-99) vs. Seattle, 08/20/21
12 3FGM, Sabrina Ionescu: (NYL L, 79-88) vs. Minnesota, 09/15/24	10+ 3-Pointer Attempts	10 3FGM, Kelsey Plum: (NYL W, 75-71) vs. Las Vegas, 09/08/24
15 FTM, Kia Nurse: (NYL W, 98-92) @ Los Angeles, 06/15/19	Made 15+ Free Throws	15 FTM, Breanna Stewart: (NYL L, 71-79 (OT)) @ Seattle, 05/27/22
5 TO, Jonquel Jones: (NYL W, 98-85) @ Seattle, 08/30/24	5+ Turnovers	7 TO/6 TO, Brittney Griner/Natasha Cloud: (NYL W, 84-70) @ Phoenix, 08/26/24
11 FGM/10 FGM, Han Xu/Sabrina Ionescu: (NYL W, 116-107) @ Las Vegas, 07/06/22	Two Players with 10+ Field Goals Made	11 FGM/10 FGM, Brittney Griner/Skylar Diggins-Smith: (NYL L, 79-106) vs. Phoenix, 08/25/21
5 3FGM/5 3FGM, Sabrina Ionescu/Marine Johannès: (NYL W, 89-77) @ Atlanta, 06/24/22	Two Players with 5+ 3-Pointers Made	* Never Has Happened *
Breanna Stewart (33 PTS)/Sabrina Ionescu (24 PTS)/Kayla Thornton (20 PTS): (NYL W, 98-88) vs. Los Angeles, 06/22/24	Three Players with 20+ Points	Kelsey Plum (27 PTS)/A'ja Wilson (23 PTS)/Jackie Young (23 PTS): (NYL L, 101-107) vs. Las Vegas, 07/12/22
12 PTS, 12 REB, 12 AST, Sabrina Ionescu: (NYL W, 86-82) vs. Seattle, 07/25/23	Had a triple-double	19 PTS, 12 REB, 13 AST, Caitlin Clark: (NYL L, 78-83) @ Indiana, 07/06/24
1st period, Sabrina Ionescu: (NYL W, 82-74) vs. Connecticut, 07/16/24	Had a four-point play	3rd period, Karlie Samuelson: (NYL W, 87-71) @ Washington, 09/17/24
A TEAM...		
.612 (41-67), (NYL W, 107-84) vs. Chicago, 07/15/18	Shot .600+ from the field	* Never Has Happened *
32 PTS, (NYL W, 99-67) @ Dallas, 09/12/24	Won by 20+ points	34 PTS, (NYL L, 74-108) vs. Las Vegas, 07/14/22
32 PTS, (NYL W, 99-67) @ Dallas, 09/12/24	Won by 30+ points	34 PTS, (NYL L, 74-108) vs. Las Vegas, 07/14/22
62 REB, (NYL L, 67-83) @ Phoenix, 09/05/20	Had 60+ rebounds	64 REB, (NYL L, 86-92 (OT)) vs. Indiana, 05/13/22
35 AST, (NYL W, 116-107) @ Las Vegas, 07/06/22	Had 35+ assists	* Never Has Happened *
33 AST, (NYL W, 105-91) @ Dallas, 09/10/24	Had 30+ assists	32 AST, (NYL L, 81-98) @ Las Vegas, 06/29/23
10 BLK, (NYL W, 77-70) vs. Seattle, 09/05/24	Had 10+ blocks	10 BLK, (NYL L, 76-103) @ Las Vegas, 06/17/21
16 STL, (NYL W, 81-66) @ Seattle, 07/02/23	Had 15+ steals	16 STL, (NYL L, 65-92) vs. Connecticut, 05/17/22
1st OT, (NYL W, 95-90 (OT)) @ Connecticut, 08/24/23	Overtime Win	1st OT, (NYL L, 81-92 (OT)) vs. Atlanta, 06/30/22
44 PTS (1st), (NYL W, 101-83) vs. Indiana, 07/23/23	40+ points scored in a quarter	42 PTS (4th), (NYL L, 92-101) @ Chicago, 08/07/19
73 PTS (2nd), (NYL L, 101-107) vs. Las Vegas, 07/12/22	70+ points scored in a half	71 PTS (1st), (NYL L, 74-108) vs. Las Vegas, 07/14/22
THE LIBERTY (SINGLE-SEASON)...		
8/30/2024 — 9/12/2024 (5)	Won 5 straight	--
6/30/2024 — 8/22/2024 (6)	Won 5 straight at home	--
7/10/2024 — 8/26/2024 (5)	Won 5 straight on road	--
8/20/2022 — 5/19/2023 (5)	Lost 5 straight	--
7/17/2018 — 8/19/2018 (13)	Lost 10 straight	--
7/25/2020 — 9/13/2020 (11)	Lost 5 straight at home	--
7/7/2022 — 8/8/2022 (6)	Lost 5 straight on road	--



TEAM TREND	TTL	LAST GAME	TEAM TREND	TTL	LAST GAME
<4 Liberty w/ 10+ pts	0-0		Liberty shoot 50.0% or better	1-0	@ CHI 5/22/25
4+ Liberty w/ 10+ pts	2-0	@ CHI 5/22/25	Opp shoots 50.0% or better	0-0	
5+ Liberty w/ 10+ pts	1-0	@ CHI 5/22/25	Liberty shoot 45.0% or better	2-0	@ CHI 5/22/25
6+ Liberty w/ 10+ pts	0-0		Liberty shoot 44.0% or below	0-0	
7+ Liberty w/ 10+ pts	0-0		Liberty shoot 40.0% or below	0-0	
8+ Liberty w/ 10+ pts	0-0		Opp shoots 45.0% or better	0-0	
Liberty no 20+ pt scorer	1-0	@ CHI 5/22/25	Opp shoots 40.0% or below	2-0	@ CHI 5/22/25
Opp no 20+ pt scorer	1-0	@ CHI 5/22/25	Liberty w/10+ 3-pointers made	1-0	@ CHI 5/22/25
2+ Liberty w/20+ pt scorer	1-0	vs. LVA 5/17/25	Opp w/10+ 3-pointers made	2-0	@ CHI 5/22/25
2+ Opp w/20+ pt scorer	0-0		Liberty w/15+ 3-pointers made	1-0	@ CHI 5/22/25
3+ Liberty w/20+ pt scorer	0-0		Opp w/15+ 3-pointers made	0-0	
3+ Opp w/20+ pt scorer	0-0		Liberty 3FG% 40.0% or better	1-0	@ CHI 5/22/25
Liberty w/30+ pt scorer	0-0		Opp 3FG% 40.0% or better	1-0	@ CHI 5/22/25
Opp w/30+ pt scorer	1-0	vs. LVA 5/17/25	Liberty FT% 80.0 or better	2-0	@ CHI 5/22/25
All 5 Starters w/10+ pts	0-0		Opp FT% 80.0 or better	1-0	vs. LVA 5/17/25
Opp 5 Starters w/10+ pts	0-0		Liberty FT% below 70.0	0-0	
2+ reserves w/10+ pts	0-0		Opp FT% below 70.0	1-0	@ CHI 5/22/25
Opp 2+ reserves w/10+ pts	1-0	@ CHI 5/22/25	Liberty FTM >= Opp FTA	1-0	vs. LVA 5/17/25
3+ reserves w/10+ pts	0-0		Opp FTM >= Liberty FTA	0-0	
Opp 3+ reserves w/10+ pts	0-0		Liberty FG% >= Opp FG%	2-0	@ CHI 5/22/25
Liberty <20 pts. in 1st qtr	1-0	vs. LVA 5/17/25	Opp FG% >= Liberty FG%	0-0	
Opp <20 pts. in 1st qtr	0-0		Liberty w/30+ FTA	0-0	
Liberty w/30+ pts in 1st qtr	0-0		Opp w/30+ FTA	0-0	
Opp w/30+ pts in 1st qtr	0-0		Liberty w/20+ asts	2-0	@ CHI 5/22/25
Liberty under 50 pts 1st half	1-0	vs. LVA 5/17/25	Opp w/20+ asts	0-0	
Opp under 50 pts 1st half	2-0	@ CHI 5/22/25	Liberty w/25+ asts	2-0	@ CHI 5/22/25
Liberty 50+ pts 1st half	1-0	@ CHI 5/22/25	Opp w/25+ asts	0-0	
Opp 50+ pts 1st half	0-0		Liberty w/30+ asts	0-0	
Liberty 60+ pts in 1st half	0-0		Opp w/30+ asts	0-0	
Opp 60+ pts in 1st half	0-0		Liberty asts >= Opp asts	2-0	@ CHI 5/22/25
Liberty lead by 10+ pts	2-0	@ CHI 5/22/25	Opp asts >= Liberty asts	0-0	
Opp leads by 10+ pts	0-0		Liberty w/12 or fewer TOs	1-0	vs. LVA 5/17/25
Games decided by 10+ points	2-0	@ CHI 5/22/25	Opp w/12 or fewer TOs	1-0	vs. LVA 5/17/25
Games decided by 4-9 points	0-0		Liberty w/20+ TOs	0-0	
Games decided by 3 or less points	0-0		Opp w/20+ TOs	1-0	@ CHI 5/22/25
Both teams score 100+ pts	0-0		Liberty TO >= Opp TO	0-0	
Both teams under 100 pts	2-0	@ CHI 5/22/25	Opp TO >= Liberty TO	2-0	@ CHI 5/22/25
Liberty score under 100 pts	2-0	@ CHI 5/22/25	Liberty w/50+ REB	0-0	
Opp scores under 100 pts	2-0	@ CHI 5/22/25	Opp w/50+ REB	0-0	
Liberty score 100+ pts	0-0		Liberty REB >= Opp REB	1-0	vs. LVA 5/17/25
Opp scores 100+ pts	0-0		Opp REB >= Liberty REB	1-0	@ CHI 5/22/25
Liberty score 110+ pts	0-0		Liberty w/10+ more REB than Opp	0-0	
Opp scores 110+ pts	0-0		Opp w/10+ more REB than NYL	1-0	@ CHI 5/22/25
Liberty tied or lead after the 3rd qtr	2-0	@ CHI 5/22/25	Liberty w/10+ stls	1-0	@ CHI 5/22/25
Liberty tied or lead at halftime	2-0	@ CHI 5/22/25	Opp w/10+ stls	0-0	
Liberty tied or lead after 1st qtr	1-0	@ CHI 5/22/25	2+ Liberty w/double-double	0-0	
Liberty trailing after the 3rd qtr	0-0		2+ Opp w/double-double	0-0	
Liberty trailing at halftime	0-0		3+ Liberty w/double-double	0-0	
Liberty trailing after 1st qtr	1-0	vs. LVA 5/17/25	3+ Opp w/double-double	0-0	
1st game Back-to-Back	0-0		Liberty PITP >= Opp PITP	2-0	@ CHI 5/22/25
2nd game Back-to-Back	0-0		Opp PITP >= Liberty PITP	0-0	
1st game after a win	1-0	@ CHI 5/22/25	Liberty 2CP >= Opp 2CP	0-0	
1st game after a loss	0-0		Opp 2CP >= Liberty 2CP	1-0	@ CHI 5/22/25
On Monday	0-0		Liberty FB Pts >= Opp FB Pts	2-0	@ CHI 5/22/25
On Tuesday	0-0		Opp FB Pts >= Liberty FB Pts	0-0	
On Wednesday	0-0		+3 Blocks	2-0	@ CHI 5/22/25
On Thursday	1-0	@ CHI 5/22/25	+5 Blocks	2-0	@ CHI 5/22/25
On Friday	0-0				
On Saturday	1-0	vs. LVA 5/17/25			
On Sunday	0-0				
May	2-0	@ CHI 5/22/25			





DATE	OPPONENT	H-R	W-L	SCORE NYL-OPP	HOME RECORD	ROAD RECORD	TOTAL RECORD	LIBERTY HI SCORER	PT	LIBERTY HI REBR	RB	LIBERTY HI ASSISTS	AST	OPPONENT HI SCORER	PT	ATTEND
5/17	LVA	H	W	92-78	1-0	0-0	1-0	B. Stewart	25	J. Jones	10	N. Cloud	9	A. Wilson	31	17,344
5/22	at CHI	R	W	99-74	1-0	1-0	2-0	N. Cloud	18	J. Jones	7	N. Cloud	8	R. Banham	15	9,025
5/24	at IND	--	--	--	--	--	--	--	--	--	--	--	--	--	--	--
5/27	GSV	--	--	--	--	--	--	--	--	--	--	--	--	--	--	--
5/29	GSV	--	--	--	--	--	--	--	--	--	--	--	--	--	--	--
5/30	at WAS	--	--	--	--	--	--	--	--	--	--	--	--	--	--	--
6/1	CON	--	--	--	--	--	--	--	--	--	--	--	--	--	--	--
6/5	at WAS	--	--	--	--	--	--	--	--	--	--	--	--	--	--	--
6/10	CHI	--	--	--	--	--	--	--	--	--	--	--	--	--	--	--
6/14	at IND	--	--	--	--	--	--	--	--	--	--	--	--	--	--	--
6/17	ATL	--	--	--	--	--	--	--	--	--	--	--	--	--	--	--
6/19	PHO	--	--	--	--	--	--	--	--	--	--	--	--	--	--	--
6/22	at SEA	--	--	--	--	--	--	--	--	--	--	--	--	--	--	--
6/25	at GSV	--	--	--	--	--	--	--	--	--	--	--	--	--	--	--
6/27	at PHO	--	--	--	--	--	--	--	--	--	--	--	--	--	--	--
6/29	at ATL	--	--	--	--	--	--	--	--	--	--	--	--	--	--	--
7/3	LAS	--	--	--	--	--	--	--	--	--	--	--	--	--	--	--
7/6	SEA	--	--	--	--	--	--	--	--	--	--	--	--	--	--	--
7/8	LVA	--	--	--	--	--	--	--	--	--	--	--	--	--	--	--
7/13	ATL	--	--	--	--	--	--	--	--	--	--	--	--	--	--	--
7/16	IND	--	--	--	--	--	--	--	--	--	--	--	--	--	--	--
7/22	IND	--	--	--	--	--	--	--	--	--	--	--	--	--	--	--
7/25	PHO	--	--	--	--	--	--	--	--	--	--	--	--	--	--	--
7/26	LAS	--	--	--	--	--	--	--	--	--	--	--	--	--	--	--
7/28	at DAL	--	--	--	--	--	--	--	--	--	--	--	--	--	--	--
7/30	at MIN	--	--	--	--	--	--	--	--	--	--	--	--	--	--	--
8/1	at CON	--	--	--	--	--	--	--	--	--	--	--	--	--	--	--
8/3	at CON	--	--	--	--	--	--	--	--	--	--	--	--	--	--	--
8/5	DAL	--	--	--	--	--	--	--	--	--	--	--	--	--	--	--
8/8	at DAL	--	--	--	--	--	--	--	--	--	--	--	--	--	--	--
8/10	MIN	--	--	--	--	--	--	--	--	--	--	--	--	--	--	--
8/12	at LAS	--	--	--	--	--	--	--	--	--	--	--	--	--	--	--
8/13	at LVA	--	--	--	--	--	--	--	--	--	--	--	--	--	--	--
8/16	at MIN	--	--	--	--	--	--	--	--	--	--	--	--	--	--	--
8/19	MIN	--	--	--	--	--	--	--	--	--	--	--	--	--	--	--
8/21	CHI	--	--	--	--	--	--	--	--	--	--	--	--	--	--	--
8/23	at ATL	--	--	--	--	--	--	--	--	--	--	--	--	--	--	--
8/25	CON	--	--	--	--	--	--	--	--	--	--	--	--	--	--	--
8/28	WAS	--	--	--	--	--	--	--	--	--	--	--	--	--	--	--
8/30	at PHO	--	--	--	--	--	--	--	--	--	--	--	--	--	--	--
9/2	at GSV	--	--	--	--	--	--	--	--	--	--	--	--	--	--	--
9/5	at SEA	--	--	--	--	--	--	--	--	--	--	--	--	--	--	--
9/9	WAS	--	--	--	--	--	--	--	--	--	--	--	--	--	--	--
9/11	at CHI	--	--	--	--	--	--	--	--	--	--	--	--	--	--	--





WNBA

	LEAGUE	GAMES	W-L	PCT	GB	CONF	DIV	HOME	AWAY	L10	STRK	CONF	DIV
New York Liberty	1	2	2-0	1.000	0	1-0	0-0	1-0	1-0	2-0	W2	1	0
Phoenix Mercury	2	2	2-0	1.000	0.5	2-0	0-0	2-0	0-0	2-0	W2	2	0
Minnesota Lynx	3	3	3-0	1.000	0	3-0	0-0	1-0	2-0	3-0	W3	1	0
Washington Mystics	4	3	2-1	.667	0.5	2-0	0-0	1-0	1-1	2-1	L1	2	0
Indiana Fever	5	3	2-1	.667	0.5	2-1	0-0	1-1	1-0	2-1	W1	3	0
Las Vegas Aces	6	2	1-1	.500	1.5	0-0	0-0	0-0	1-1	1-1	W1	4	0
Seattle Storm	7	2	1-1	.500	1.5	1-1	0-0	0-0	1-1	1-1	W1	5	0
Golden State Valkyries	8	2	1-1	.500	1.5	0-1	0-0	1-1	0-0	1-1	W1	3	0
Los Angeles Sparks	9	3	1-2	.333	2.0	1-2	0-0	0-1	1-1	1-2	L2	6	0
Atlanta Dream	10	3	1-2	.333	1.5	1-2	0-0	0-1	1-1	1-2	L1	4	0
Dallas Wings	11	3	0-3	.000	3.0	0-3	0-0	0-2	0-1	0-3	L3	7	0
Connecticut Sun	12	2	0-2	.000	2.0	0-1	0-0	0-2	0-0	0-2	L2	5	0
Chicago Sky	13	2	0-2	.000	2.0	0-2	0-0	0-1	0-1	0-2	L2	6	0

EASTERN CONFERENCE

	CONF	GAMES	W-L	PCT	GB	CONF	DIV	HOME	AWAY	L10	STRK	LEAGUE	DIV
New York Liberty	1	2	2-0	1.000	0	1-0	0-0	1-0	1-0	2-0	W2	1	0
Washington Mystics	2	3	2-1	.667	0.5	2-0	0-0	1-0	1-1	2-1	L1	4	0
Indiana Fever	3	3	2-1	.667	0.5	2-1	0-0	1-1	1-0	2-1	W1	5	0
Atlanta Dream	4	3	1-2	.333	1.5	1-2	0-0	0-1	1-1	1-2	L1	10	0
Connecticut Sun	5	2	0-2	.000	2.0	0-1	0-0	0-2	0-0	0-2	L2	12	0
Chicago Sky	6	2	0-2	.000	2.0	0-2	0-0	0-1	0-1	0-2	L2	13	0

WESTERN CONFERENCE

	CONF	GAMES	W-L	PCT	GB	CONF	DIV	HOME	AWAY	L10	STRK	LEAGUE	DIV
Minnesota Lynx	1	3	3-0	1.000	0	3-0	0-0	1-0	2-0	3-0	W3	3	0
Phoenix Mercury	2	2	2-0	1.000	0.5	2-0	0-0	2-0	0-0	2-0	W2	2	0
Golden State Valkyries	3	2	1-1	.500	1.5	0-1	0-0	1-1	0-0	1-1	W1	8	0
Las Vegas Aces	4	2	1-1	.500	1.5	0-0	0-0	0-0	1-1	1-1	W1	6	0
Seattle Storm	5	2	1-1	.500	1.5	1-1	0-0	0-0	1-1	1-1	W1	7	0
Los Angeles Sparks	6	3	1-2	.333	2.0	1-2	0-0	0-1	1-1	1-2	L2	9	0
Dallas Wings	7	3	0-3	.000	3.0	0-3	0-0	0-2	0-1	0-3	L3	11	0





WNBA

	PPG	FGM/G	FG%	3FGM/ G	3FG%	FT%	ORPG	DRPG	RPG	APG	SPG	TOV/G	BPG	PF/G
Atlanta	5	7	8	3	10	8	3	8	4	6	12 T	6 T	8 T	3
Chicago	13	12	13	7	11	13	*1	9 T	3	11 T	7	13	5 T	6
Connecticut	10	10	9	13	13	3	6	13	11	11 T	12 T	11	5 T	2
Dallas	9	6	7	10 T	9	7	4 T	12	9	7 T	6	10	8 T	5
Golden State	11	13	12	8	12	2	4 T	9 T	8	13	2	12	12 T	8 T
Indiana	3	*1	4	9	6	12	8	*1	2	5	8	3	3	7
Las Vegas	7	8 T	11	2	5	4	2	4	*1	10	9	*1	11	8 T
Los Angeles	8	8 T	6	5 T	7	5	10 T	9 T	13	9	4 T	6 T	8 T	11
Minnesota	2	3	2	5 T	4	6	7	5 T	5	*1	11	5	12 T	8 T
New York	*1	2	*1	*1	*1	*1	13	2	6 T	2	*1	4	*1	12 T
Phoenix	6	5	5	4	8	10	12	3	6 T	3	4 T	9	2	4
Seattle	12	11	10	12	3	11	9	7	12	4	3	2	4	12 T
Washington	4	4	3	10 T	2	9	10 T	5 T	10	7 T	10	8	7	*1

EASTERN CONFERENCE

	PPG	FGM/G	FG%	3FGM/ G	3FG%	FT%	ORPG	DRPG	RPG	APG	SPG	TOV/G	BPG	PF/G
Atlanta	4	4	4	2	4	3	2	4	3	3	5 T	3	6	3
Chicago	6	6	6	3	5	6	*1	5	2	5 T	2	6	3 T	4
Connecticut	5	5	5	6	6	2	3	6	6	5 T	5 T	5	3 T	2
Indiana	2	*1	3	4	3	5	4	*1	*1	2	3	*1	2	5
New York	*1	2	*1	*1	*1	*1	6	2	4	*1	*1	2	*1	6
Washington	3	3	2	5	2	4	5	3	5	4	4	4	5	*1

WESTERN CONFERENCE

	PPG	FGM/G	FG%	3FGM/ G	3FG%	FT%	ORPG	DRPG	RPG	APG	SPG	TOV/G	BPG	PF/G
Dallas	5	3	4	6	6	5	2 T	7	5	4	5	6	3 T	2
Golden State	6	7	7	5	7	*1	2 T	5 T	4	7	*1	7	6 T	3 T
Las Vegas	3	4 T	6	*1	3	2	*1	2	*1	6	6	*1	5	3 T
Los Angeles	4	4 T	3	3 T	4	3	6	5 T	7	5	3 T	4	3 T	6
Minnesota	*1	*1	*1	3 T	2	4	4	3	2	*1	7	3	6 T	3 T
Phoenix	2	2	2	2	5	6	7	*1	3	2	3 T	5	*1	*1
Seattle	7	6	5	7	*1	7	5	4	6	3	2	2	2	7

* = WNBA leader | T = Tied for position



PLUS-MINUS REPORT



GAME	BURKE	CLOUD	DAVIS	FIEBICH	GARDNER	HARRISON	IONESCU	JOHANNÈS	JONES	SABALLY	SHERROD	STEWART
5/17/25 vs. Aces	11	9	0	7	7	0	7	-1	19	3	0	8
5/22/25 at Sky	13	27	-3	16	3	-3	5	24	15	7	-3	24
Season Totals:	24	36	-3	23	10	-3	12	23	34	10	-3	32
Per Game:	12.00	18.00	-1.50	11.50	5.00	-1.50	6.00	11.50	17.00	5.00	-1.50	16.00
Per 48:	30.01	28.86	-26.58	21.81	22.45	-20.87	11.31	29.85	31.67	23.51	-26.58	29.46





Sandy Brondello

Head Coach – 2 Time WNBA Champion (2014, 2024)



Veteran WNBA coach, player, and former Australian Olympian Sandy Brondello was named the ninth head coach in Liberty franchise history in January 2022. Brondello joined New York after an eight-year head coaching tenure with the Phoenix Mercury where she led the team to a playoff appearance in each of her eight seasons. A two-time WNBA Champion head coach, Brondello holds an overall regular season record of 244-164 (.598) over her 12 combined seasons at the helm of the New York Liberty, Phoenix Mercury and San Antonio Silver Stars - making her the sixth-winningest coach in WNBA history.

Additionally, Brondello has compiled a 39-30 postseason record throughout her head coaching career, ranking her as the second-winningest coach in league postseason history. In 2014, Sandy was named the WNBA Coach of the Year after she led Phoenix to a WNBA regular season-record 29 wins and capped the season with a WNBA Championship. In 2023, Brondello led the Liberty to the Commissioner's Cup Championship and first WNBA Finals appearance since 2002.

Brondello made history in 2024 after leading the New York Liberty to its first WNBA Championship in franchise history and the city's first professional basketball championship since 1973.

A 20-year veteran of the WNBA coaching ranks, Brondello has been affiliated with the league for 25 of its 28 seasons, including her time as a player. A proven winner internationally and in the WNBA, her 20 total years as an assistant coach and head coach have featured 17 playoff appearances, highlighted by a perfect 12-for-12 in postseason berths as a head coach.

In those 12 postseasons, Sandy led her teams to nine Semifinals round berths (formerly conference finals) and four WNBA Finals appearances in 2014, 2021, 2023, 2024 – including two titles. Prior to her time with the Mercury, Brondello served as lead assistant coach for the Los Angeles Sparks (2011-13) under 2012 WNBA Coach of the Year Carol Ross. Brondello led the San Antonio Silver Stars to a 2010 playoff berth in her debut season at the helm following five seasons on the Silver Stars bench as an assistant under Dan Hughes (2005-09), the fifth-winningest coach in league history.

A 2010 inductee into the Australian Basketball Hall of Fame, Brondello was named the 11th head coach for the Australian Women's National Basketball team on April 17, 2017. Brondello led the Australian National Team to a Bronze medal in the Paris Olympics Games, and most recently, re-signed with the Opals for the 2028 Los Angeles Summer Olympics. In addition to her work internationally with the Australian Women's National Basketball team, Brondello previously served as an assistant coach with UMMC Ekaterinburg in Russia from 2012-2017.

Brondello finished a stellar 17-year professional playing career with a five-year run in the WNBA in which she played for Detroit (1998-99), Miami (2001-02) and Seattle (2003), and was named a 1999 WNBA All-Star. She began her career with the Women's National Basketball League (WNBL) in Australia (1986-96) and was named the league MVP in 1995. The 5-7 guard was a 10-time German Cup champion while playing with BTV Wuppertal (1992-2002), a three-time European Cup All-Star selection (1994, 1996, 1997), and the 1996 European Cup MVP when she led her team to the title.


An 18-year member of the Australian National Team, Brondello is a four-time Olympian, a two-time silver medalist (2000, 2004) and was named the 1992 Australian International Player of the Year.

Brondello is married to Liberty assistant coach, Olaf Lange, and the couple have two children, Brody and Jayda.

ASSISTANT COACHES



**OLAF
LANGE**



**SONIA
RAMAN**



**ZACH
O'BRIEN**





#22 Kennedy Burke

Guard • 6-1 • 182lbs • 28 • UCLA/USA

5 Years Pro

WNBA Champion with New York Liberty (2024). Two-time Ligue Féminine de Basketball (LFB) Most Valuable Player (2023, 2024). Drafted No. 22 overall by Dallas Wings in the 2019 WNBA Draft. (she/her/hers)

	GP	GS	PPG	RPG	APG	SPG	BPG	MPG	FG%	3FG%	FT%	2025-26 HIGHS				CAREER HIGHS				
2025-26	2	0	13.5	1.0	1.5	2.00	1.00	19.2	.692	.857	.750	PTS	17 NYL at CHI 5/22/25				23 IND vs. SEA 8/20/20			
Career	132	25	4.6	1.5	0.7	0.63	0.29	13.0	.430	.330	.681	FGM	5 NYL at CHI 5/22/25				7 2 times (IND vs. SEA, 8/20/20)			
												FGA	7 NYL vs. LVA 5/17/25				13 IND vs. SEA 8/20/20			
												3FGM	4 NYL at CHI 5/22/25				4 2 times (NYL @ CHI, 5/22/25)			
												3FGA	4 NYL at CHI 5/22/25				6 3 times (NYL @ CHI, 7/13/24)			
												FTM	3 NYL at CHI 5/22/25				7 IND vs. LAS 8/29/19			
												FTA	4 NYL at CHI 5/22/25				9 IND vs. SEA 8/20/20			
												OREB	--				4 2 times (IND @ DAL, 7/31/20)			
												DREB	1 2 times (NYL @ CHI, 5/22/25)				5 2 times (IND vs. CON, 9/8/19)			
												TREB	1 2 times (NYL @ CHI, 5/22/25)				6 2 times (WAS vs. CHI, 5/22/22)			
												ASTS	2 NYL at CHI 5/22/25				4 4 times (NYL @ LAS, 8/15/24)			
												STLS	3 NYL at CHI 5/22/25				4 NYL vs. CON 7/16/24			
												BLKS	1 2 times (NYL @ CHI, 5/22/25)				4 IND at LAS 8/22/19			
												MINS	21 NYL at CHI 5/22/25				34 IND at LAS 8/22/19			
RECENT GAMES																				
OPPONENT	W/L	MIN	FG-A	3P-A	FT-A	OR	DR	TR	A	PF	ST	TO	BS	PTS						
5/22 at CHI	W	21:01	5-6	4-4	3-4	0	1	1	2	1	3	0	1	17						
5/17 vs. LVA	W	17:22	4-7	2-3	0-0	0	1	1	1	2	1	0	1	10						



#9 Natasha Cloud

Guard • 5-10 • 160lbs • 33 • St. Joseph's (PA)/USA

10 Years Pro

WNBA Assists Leader (2022). WNBA All-Defensive First Team (2022). WNBA Champion with Washington Mystics (2019). WNBA All-Defensive Second Team (2019, 2024). (she/her/hers)

	GP	GS	PPG	RPG	APG	SPG	BPG	MPG	FG%	3FG%	FT%	2025-26 HIGHS				CAREER HIGHS			
2025-26	2	2	20.0	5.0	8.5	1.50	1.00	29.9	.519	.556	.875	PTS	22 NYL vs. LVA 5/17/25	31 PHO at LAS 7/7/24					
Career	199	194	10.5	3.5	6.2	1.13	0.30	31.4	.398	.318	.829	FGM	8 NYL vs. LVA 5/17/25	10 2 times (PHO @ LAS, 7/7/24)					
												FGA	17 NYL vs. LVA 5/17/25	21 WAS at MIN 7/26/23					
												3FGM	4 NYL at CHI 5/22/25	5 PHO at IND 8/16/24					
												3FGA	5 NYL at CHI 5/22/25	11 WAS vs. LVA 7/13/19					
												FTM	5 NYL vs. LVA 5/17/25	10 WAS at NYL 6/25/23					
												FTA	6 NYL vs. LVA 5/17/25	11 WAS at NYL 6/25/23					
												OREB	--	3 WAS at CHI 6/5/22					
												DREB	6 NYL vs. LVA 5/17/25	9 WAS vs. ATL 6/17/21					
												TREB	6 NYL vs. LVA 5/17/25	9 3 times (PHO @ WAS, 7/16/24)					
												ASTS	9 NYL vs. LVA 5/17/25	15 WAS vs. ATL 9/8/23					
												STLS	3 NYL vs. LVA 5/17/25	6 WAS vs. MIN 6/8/21					
												BLKS	2 NYL vs. LVA 5/17/25	3 PHO at CON 7/14/24					
												MINS	33 NYL vs. LVA 5/17/25	44 PHO at DAL 6/9/24					
RECENT GAMES																			
OPPONENT	W/L	MIN	FG-A	3P-A	FT-A	OR	DR	TR	A	PF	ST	TO	BS	PTS					
5/22 at CHI	W	26:55	6-10	4-5	2-2	0	4	4	8	3	0	2	0	18					
5/17 vs. LVA	W	32:57	8-17	1-4	5-6	0	6	6	9	4	3	2	2	22					



#1 Marquesha Davis

Guard • 6-0 • 158lbs • 23 • Ole Miss/USA

1 Year Pro

WNBA Champion with New York Liberty (2024). Drafted No. 11 overall by New York Liberty in the 2024 WNBA Draft. Earned All-SEC First Team honors (2023-24). (she/her/hers)

	GP	GS	PPG	RPG	APG	SPG	BPG	MPG	FG%	3FG%	FT%	2025-26 HIGHS		CAREER HIGHS				
2025-26	2	0	0.0	1.0	0.0	0.00	0.50	2.7	.000	.000	.000	PTS	--	9 NYL at ATL 6/23/24				
Career	22	0	1.1	0.5	0.2	0.05	0.23	3.9	.409	1.000	.714	FGM	--	4 NYL at ATL 6/23/24				
												FGA	--	8 NYL at ATL 6/23/24				
POINTS					REB	AST	BLK	STL				3FGM	--	1 NYL at ATL 6/23/24				
	10+		20+	30+	10+	10+	3+	3+		DBL-DBL	TPL-DBL	3FGA	--	1 NYL at ATL 6/23/24				
2025-26	--		--	--	--	--	--	--		--	--	FTM	--	2 2 times (NYL @ DAL, 9/12/24)				
												FTA	--	2 3 times (NYL @ DAL, 9/12/24)				
RECENT GAMES												OREB	1 NYL at CHI 5/22/25	1 3 times (NYL @ CHI, 5/22/25)				
OPPONENT	W/L	MIN	FG-A	3P-A	FT-A	OR	DR	TR	A	PF	ST	TO	BS	PTS	DREB	1 NYL at CHI 5/22/25	2 NYL vs. IND 6/2/24	
5/22 at CHI	W	4:49	0-0	0-0	0-0	1	1	2	0	0	0	1	1	0	TREB	2 NYL at CHI 5/22/25	2 4 times (NYL @ CHI, 5/22/25)	
5/17 vs. LVA	W	00:36	0-0	0-0	0-0	0	0	0	0	0	0	0	0	0	ASTS	--	1 4 times (NYL vs. ATL, 9/19/24)	
															STLS	--	1 NYL at ATL 6/23/24	
															BLKS	1 NYL at CHI 5/22/25	1 5 times (NYL @ CHI, 5/22/25)	
															MINS	5 NYL at CHI 5/22/25	14 NYL vs. ATL 9/19/24	





#13 Leonie Fiebich

Forward • 6-4 • 150lbs • 25 • /Germany

2 Years Pro

WNBA Champion with New York Liberty (2024). WNBA All-Rookie Team (2024). Two-time LF Endesa Most Valuable Player in Spain (2023, 2024). Olympian (2024). (she/her/hers)

	GP	GS	PPG	RPG	APG	SPG	BPG	MPG	FG%	3FG%	FT%	2025-26 HIGHS				CAREER HIGHS			
2025-26	2	2	4.5	2.5	0.5	2.00	0.50	25.3	.500	.250	.000	PTS	7 NYL at CHI 5/22/25	16 2 times (NYL @ DAL, 9/10/24)					
Career	42	17	6.6	3.0	1.7	1.00	0.19	21.1	.479	.427	.720	FGM	3 NYL at CHI 5/22/25	6 2 times (NYL @ WAS, 9/17/24)					
												FGA	5 NYL at CHI 5/22/25	13 NYL vs. DAL 8/22/24					
POINTS			REB			AST	BLK	STL					3FGM	1 NYL at CHI 5/22/25	4 4 times (NYL @ SEA, 8/30/24)				
	10+	20+	30+	10+	10+	3+	3+	DBL-DBL	TPL-DBL										
2025-26	--	--	--	--	--	--	1	--	--										
RECENT GAMES																			
OPPONENT	W/L	MIN	FG-A	3P-A	FT-A	OR	DR	TR	A	PF	ST	TO	BS	PTS	OREB	1 NYL vs. LVA 5/17/25	5 NYL at ATL 6/6/24		
5/22 at CHI	W	20:38	3-5	1-2	0-0	0	1	1	0	1	1	0	0	7	DREB	3 NYL vs. LVA 5/17/25	7 NYL vs. LAS 6/20/24		
5/17 vs. LVA	W	29:59	1-3	0-2	0-0	1	3	4	1	3	3	2	1	2	TREB	4 NYL vs. LVA 5/17/25	9 2 times (NYL vs. LAS, 6/20/24)		
															ASTS	1 NYL vs. LVA 5/17/25	5 4 times (NYL @ CON, 7/10/24)		
															STLS	3 NYL vs. LVA 5/17/25	4 NYL at LAS 8/15/24		
															BLKS	1 NYL vs. LVA 5/17/25	1 8 times (NYL vs. LVA, 5/17/25)		
															MINS	30 NYL vs. LVA 5/17/25	33 NYL vs. CON 8/24/24		



#7 Rebekah Gardner

Guard • 6-1 • 130lbs • 34 • UCLA/USA

2 Years Pro

Named to 2022 All-WNBA Rookie Team. Recorded a career-high of 18 points and 10 rebounds, recording her first career double-double in the WNBA 7/14/2022 at Los Angeles. (she/her/hers)

	GP	GS	PPG	RPG	APG	SPG	BPG	MPG	FG%	3FG%	FT%	2025-26 HIGHS				CAREER HIGHS			
2025-26	2	0	3.5	1.5	1.0	0.50	0.00	10.7	.600	.333	.000	PTS	7 NYL at CHI 5/22/25	18 CHI at LAS 7/14/22					
Career	40	2	8.1	3.2	1.3	1.40	0.50	21.0	.536	.380	.818	FGM	3 NYL at CHI 5/22/25	8 CHI at LAS 7/14/22					
												FGA	4 NYL at CHI 5/22/25	12 2 times (CHI @ NYL, 7/23/22)					
												3FGM	1 NYL at CHI 5/22/25	3 CHI vs. ATL 6/17/22					
												3FGA	2 NYL at CHI 5/22/25	4 2 times (CHI @ NYL, 7/23/22)					
												FTM	--	5 CHI vs. PHO 7/2/22					
												FTA	--	6 2 times (CHI @ NYL, 7/23/22)					
												OREB	1 NYL at CHI 5/22/25	4 2 times (CHI @ LAS, 7/14/22)					
												DREB	1 2 times (NYL @ CHI, 5/22/25)	6 3 times (CHI vs. WAS, 5/26/23)					
												TREB	2 NYL at CHI 5/22/25	10 CHI at LAS 7/14/22					
												ASTS	2 NYL at CHI 5/22/25	5 CHI vs. ATL 6/17/22					
												STLS	1 NYL at CHI 5/22/25	4 2 times (CHI @ MIN, 5/19/23)					
												BLKS	--	3 CHI at NYL 7/23/22					
												MINS	17 NYL at CHI 5/22/25	30 CHI vs. MIN 6/26/22					
RECENT GAMES																			
OPPONENT	W/L	MIN	FG-A	3P-A	FT-A	OR	DR	TR	A	PF	ST	TO	BS	PTS					
5/22 at CHI	W	16:58	3-4	1-2	0-0	1	1	2	2	2	1	1	0	7					
5/17 vs. LVA	W	04:25	0-1	0-1	0-0	0	1	1	0	0	0	0	0	0					



#21 Isabelle Harrison

Forward • 6-3 • 183lbs • 31 • Tennessee/USA

7 Years Pro

Community Assist Award (2022). Became the third player in WNBA history to have 20+ points, 8+ rebounds and 4+ steals off the bench on 6/30/2021 vs Chicago Sky, tying her career-high in points (23). AP Comeback Player of the Year (2019). (she/her/hers)

	GP	GS	PPG	RPG	APG	SPG	BPG	MPG	FG%	3FG%	FT%	2025-26 HIGHS				CAREER HIGHS					
2025-26	2	0	0.0	1.0	0.5	0.00	0.00	3.5	.000	.000	.000	PTS	--	23 2 times (DAL @ NYL, 7/5/21)							
Career	145	68	8.2	4.8	1.1	0.83	0.46	20.4	.463	.167	.799	FGM	--	10 2 times (DAL @ WAS, 8/26/21)							
POINTS												REB				AST		BLK		STL	
	10+	20+	30+	10+	10+	3+	3+	DBL-DBL		TPL-DBL											
2025-26	--	--	--	--	--	--	--	--		--											
RECENT GAMES																					
OPPONENT	W/L	MIN	FG-A	3P-A	FT-A	OR	DR	TR	A	PF	ST	TO	BS	PTS							
5/22 at CHI	W	6:18	0-2	0-0	0-0	0	2	2	1	0	0	2	0	0							
5/17 vs. LVA	W	00:36	0-0	0-0	0-0	0	0	0	0	0	0	0	0	0							
												OREB	--	7 DAL at CON 8/18/19							
												DREB	2	NYL at CHI 5/22/25				11 CHI at NYL 7/11/24			
												TREB	2	NYL at CHI 5/22/25				13 DAL at CON 8/18/19			
												ASTS	1	NYL at CHI 5/22/25				4 3 times (DAL vs. PHO, 8/10/20)			
												STLS	--					4 3 times (DAL vs. MIN, 5/21/22)			
												BLKS	--					5 DAL at ATL 5/24/19			
												MINS	6	NYL at CHI 5/22/25				38 DAL at WAS 8/28/21			



#20 Sabrina Ionescu

Guard • 5-11 • 165lbs • 27 • Oregon/USA

5 Years Pro

WNBA Champion with New York Liberty (2024). All-WNBA Second Team (2022, 2023, 2024). WNBA All-Star (2022, 2023, 2024). Olympic Gold Medalist (2024). (she/her/hers)

	GP	GS	PPG	RPG	APG	SPG	BPG	MPG	FG%	3FG%	FT%			
2025-26	2	2	12.0	4.5	4.5	0.50	0.00	25.5	.381	.200	1.000			
Career	145	141	16.3	5.6	5.9	0.93	0.34	31.4	.404	.362	.907			
POINTS			REB		AST	BLK	STL							
	10+	20+	30+	10+	10+	3+	3+	DBL-DBL	TPL-DBL					
2025-26	1	--	--	--	--	--	--	--	--					
RECENT GAMES														
OPPONENT	W/L	MIN	FG-A	3P-A	FT-A	OR	DR	TR	A	PF	ST	TO	BS	PTS
5/22 at CHI	W	20:05	5-9	2-5	4-4	1	1	2	5	3	1	3	0	16
5/17 vs LVA	W	30:52	3-12	0-5	2-2	0	7	7	4	0	0	0	0	8

	2025-26 HIGHS	CAREER HIGHS
PTS	16 NYL at CHI 5/22/25	37 NYL at ATL 6/9/23
FGM	5 NYL at CHI 5/22/25	13 NYL vs. MIN 6/5/22
FGA	12 NYL vs. LVA 5/17/25	24 NYL vs. MIN 6/5/22
3FGM	2 NYL at CHI 5/22/25	8 NYL at ATL 6/9/23
3FGA	5 2 times (NYL @ CHI, 5/22/25)	14 4 times (NYL @ LAS, 8/28/24)
FTM	4 NYL at CHI 5/22/25	12 NYL at DAL 8/8/22
FTA	4 NYL at CHI 5/22/25	12 NYL at DAL 8/8/22
OREB	1 NYL at CHI 5/22/25	6 NYL vs. SEA 7/25/23
DREB	7 NYL vs. LVA 5/17/25	13 NYL vs. CHI 6/12/22
TREB	7 NYL vs. LVA 5/17/25	13 3 times (NYL @ LVA, 7/6/22)
ASTS	5 NYL at CHI 5/22/25	16 NYL vs. PHO 7/31/22
STLS	1 NYL at CHI 5/22/25	4 2 times (NYL vs. WAS, 6/16/22)
BLKS	--	3 2 times (NYL vs. MIN, 7/28/23)
MINS	31 NYL vs. LVA 5/17/25	42 NYL vs. ATL 6/30/22



#23 Marine Johannès

Guard • 5-10 • 134lbs • 30 • /France

3 Years Pro

Olympic Silver Medalist (2024). FIBA EuroCup Women Champion (2023). FIBA EuroCup Women Most Valuable Player (2023). WNBA-Best Three-Point Percentage (43.7%) Among Players with 100-Plus Attempts in 2022. (she/her/hers)

	GP	GS	PPG	RPG	APG	SPG	BPG	MPG	FG%	3FG%	FT%			
2025-26	2	0	4.0	1.5	1.5	0.50	0.50	18.5	.429	.333	.000			
Career	80	15	7.9	1.6	2.4	0.58	0.11	20.7	.436	.394	.806			
POINTS			REB		AST	BLK	STL							
	10+	20+	30+	10+	10+	3+	3+	DBL-DBL	TPL-DBL					
2025-26	--	--	--	--	--	--	--	--	--					
RECENT GAMES														
OPPONENT	W/L	MIN	FG-A	3P-A	FT-A	OR	DR	TR	A	PF	ST	TO	BS	PTS
5/22 at CHI	W	22:23	2-5	2-5	0-0	0	2	2	2	2	1	3	0	6
5/17 vs LVA	W	14:36	1-2	0-1	0-0	0	1	1	1	0	0	0	1	2

	2025-26 HIGHS	CAREER HIGHS
PTS	6 NYL at CHI 5/22/25	23 NYL vs. SEA 6/19/22
FGM	2 NYL at CHI 5/22/25	9 NYL vs. SEA 6/19/22
FGA	5 NYL at CHI 5/22/25	15 NYL vs. ATL 6/13/23
3FGM	2 NYL at CHI 5/22/25	6 NYL vs. ATL 8/14/22
3FGA	5 NYL at CHI 5/22/25	10 NYL vs. ATL 6/13/23
FTM	--	5 NYL vs. CON 9/1/23
FTA	--	6 NYL vs. CON 9/1/23
OREB	--	4 NYL vs. CON 8/30/19
DREB	2 NYL at CHI 5/22/25	5 2 times (NYL @ WAS, 7/21/23)
TREB	2 NYL at CHI 5/22/25	6 NYL at WAS 7/21/23
ASTS	2 NYL at CHI 5/22/25	9 NYL at LVA 7/6/22
STLS	1 NYL at CHI 5/22/25	4 NYL vs. LAS 8/2/22
BLKS	1 NYL vs. LVA 5/17/25	2 NYL at CON 7/24/19
MINS	22 NYL at CHI 5/22/25	38 NYL vs. ATL 6/30/22



#35 Jonquel Jones

Center • 6-6 • 215lbs • 31 • George Washington/Bahamas

9 Years Pro

WNBA Champion & Finals Most Valuable Player with New York Liberty (2024). Commissioner's Cup Most Valuable Player (2023). All-WNBA Second Team (2017, 2019, 2022, 2024). All-WNBA Defensive Team (2019, 2021, 2022, 2024). (she/her/hers)

	GP	GS	PPG	RPG	APG	SPG	BPG	MPG	FG%	3FG%	FT%			
2025-26	2	2	14.0	8.5	3.5	0.00	2.50	25.8	.556	.571	.667			
Career	209	190	14.1	8.6	2.1	0.86	1.38	26.9	.513	.375	.793			
POINTS			REB		AST	BLK	STL							
	10+	20+	30+	10+	10+	3+	3+	DBL-DBL	TPL-DBL					
2025-26	2	--	--	1	--	1	--	1	--					
RECENT GAMES														
OPPONENT	W/L	MIN	FG-A	3P-A	FT-A	OR	DR	TR	A	PF	ST	TO	BS	PTS
5/22 at CHI	W	21:50	4-6	3-4	0-0	0	7	7	1	1	0	3	4	11
5/17 vs. LVA	W	29:42	6-12	1-3	4-6	1	9	10	6	3	0	2	1	17

	2025-26 HIGHS	CAREER HIGHS
PTS	17 NYL vs. LVA 5/17/25	34 NYL at LVA 6/15/24
FGM	6 NYL vs. LVA 5/17/25	12 3 times (NYL @ LVA, 6/15/24)
FGA	12 NYL vs. LVA 5/17/25	23 CON at CHI 6/29/22
3FGM	3 NYL at CHI 5/22/25	5 2 times (CON vs. MIN, 8/17/18)
3FGA	4 NYL at CHI 5/22/25	9 CON at CHI 6/29/22
FTM	4 NYL vs. LVA 5/17/25	10 CON at IND 7/1/21
FTA	6 NYL vs. LVA 5/17/25	11 CON vs. LAS 8/26/21
OREB	1 NYL vs. LVA 5/17/25	9 CON vs. CHI 8/12/18
DREB	9 NYL vs. LVA 5/17/25	16 CON at NYL 7/11/21
TREB	10 NYL vs. LVA 5/17/25	22 CON at LAS 5/31/19
ASTS	6 NYL vs. LVA 5/17/25	8 NYL vs. LAS 6/20/24
STLS	--	5 2 times (CON @ CHI, 6/29/22)
BLKS	4 NYL at CHI 5/22/25	6 CON vs. LVA 8/23/19
MINS	30 NYL vs. LVA 5/17/25	41 CON at SEA 5/25/21





#8 Nyara Sabally

Center • 6-5 • 204lbs • 25 • Oregon/Germany

2 Years Pro

Women's Basketball Super League Champion with Fenerbahçe S.K. (2025). WNBA Champion with New York Liberty (2024). Olympian (2024). (she/her/hers)

	GP	GS	PPG	RPG	APG	SPG	BPG	MPG	FG%	3FG%	FT%	2025-26 HIGHS				CAREER HIGHS				
2025-26	2	0	4.0	4.0	1.0	1.00	0.50	10.2	.500	.000	1.000	PTS	6 NYL vs. LVA 5/17/25	14 2 times (NYL vs. ATL, 9/19/24)						
Career	61	0	3.5	3.0	0.4	0.48	0.44	10.4	.513	.182	.737	FGM	2 NYL vs. LVA 5/17/25	5 2 times (NYL vs. ATL, 9/19/24)						
												FGA	4 NYL vs. LVA 5/17/25	8 NYL vs. ATL 9/19/24						
POINTS			REB			AST	BLK	STL					3FGM	--	1 2 times (NYL vs. CHI, 6/4/23)					
	10+	20+	30+	10+	10+	3+	3+	DBL-DBL	TPL-DBL				3FGA	--	2 NYL vs. CHI 6/4/23					
2025-26	--	--	--	--	--	--	--	--	--				FTM	2 2 times (NYL @ CHI, 5/22/25)	6 NYL at WAS 9/17/24					
RECENT GAMES												FTA	2 2 times (NYL @ CHI, 5/22/25)	7 NYL at WAS 9/17/24						
OPPONENT	W/L	MIN	FG-A	3P-A	FT-A	OR	DR	TR	A	PF	ST	TO	BS	PTS	OREB	4 NYL vs. LVA 5/17/25	4 2 times (NYL vs. LVA, 5/17/25)			
5/22 at CHI	W	09:30	0-0	0-0	2-2	0	3	3	1	4	2	0	1	2	DREB	3 NYL at CHI 5/22/25	8 2 times (NYL @ LAS, 8/28/24)			
5/17 vs. LVA	W	10:55	2-4	0-0	2-2	4	1	5	1	2	0	0	0	6	TREB	5 NYL vs. LVA 5/17/25	10 NYL at LAS 8/28/24			
															ASTS	1 2 times (NYL @ CHI, 5/22/25)	3 NYL at LAS 8/15/24			
															STLS	2 NYL at CHI 5/22/25	3 NYL vs. DAL 8/22/24			
															BLKS	1 NYL at CHI 5/22/25	2 6 times (NYL @ LAS, 8/28/24)			
															MINS	11 NYL vs. LVA 5/17/25	28 NYL at LAS 8/28/24			



#0 Jaylyn Sherrod

Guard • 5-7 • 100lbs • 23 • Colorado/USA

1 Year Pro

WNBA Champion with New York Liberty (2024). USA Basketball 3x3 Women's National Team development camp invitee (2024). Three-Time Pac-12 All-Defensive selection with Colorado. (she/her/hers)

	GP	GS	PPG	RPG	APG	SPG	BPG	MPG	FG%	3FG%	FT%	2025-26 HIGHS		CAREER HIGHS			
2025-26	2	0	1.5	0.0	1.0	0.00	0.00	2.7	.333	.000	1.000	PTS	3 NYL at CHI 5/22/25	8 NYL vs. ATL 9/19/24			
Career	12	0	1.8	0.3	0.6	0.25	0.08	3.5	.471	.250	.571	FGM	1 NYL at CHI 5/22/25	3 NYL vs. ATL 9/19/24			
												FGA	3 NYL at CHI 5/22/25	5 NYL vs. ATL 9/19/24			
POINTS			REB			AST	BLK	STL				3FGM	--	1 2 times (NYL vs. ATL, 9/19/24)			
	10+	20+	30+	10+	10+	3+	3+	DBL-DBL	TPL-DBL			3FGA	2 NYL at CHI 5/22/25	2 2 times (NYL @ CHI, 5/22/25)			
												FTM	1 NYL at CHI 5/22/25	2 NYL vs. DAL 8/22/24			
2025-26	--	--	--	--	--	--	--	--	--	--		FTA	1 NYL at CHI 5/22/25	4 NYL vs. ATL 9/19/24			
RECENT GAMES												OREB	--	1 2 times (NYL vs. ATL, 9/19/24)			
OPPONENT	W/L	MIN	FG-A	3P-A	FT-A	OR	DR	TR	A	PF	ST	TO	BS	PTS	DREB	--	1 NYL at DAL 9/10/24
5/22 at CHI	W	4:49	1-3	0-2	1-1	0	0	0	1	1	0	0	0	3	TREB	--	1 3 times (NYL vs. ATL, 9/19/24)
5/17 vs. LVA	W	00:36	0-0	0-0	0-0	0	0	0	1	0	0	0	0	0	ASTS	1 2 times (NYL @ CHI, 5/22/25)	2 2 times (NYL vs. DAL, 8/22/24)
															STLS	--	1 3 times (NYL vs. ATL, 9/19/24)
															BLKS	--	1 NYL vs. DAL 8/22/24
															MINS	5 NYL at CHI 5/22/25	10 NYL vs. ATL 9/19/24



#30 Breanna Stewart


Forward • 6-4 • 170lbs • 30 • UConn/USA

9 Years Pro

4-time WNBA Champion (2018, 2020, 2024). All-WNBA First Team (2018, 2020, 2021, 2022, 2023, 2024). WNBA All-Star (2017, 2018, 2021, 2022, 2023, 2024). Olympic Gold Medalist (2016, 2020, 2024). Two-time WNBA MVP (2018, 2023). (she/her/hers)

	GP	GS	PPG	RPG	APG	SPG	BPG	MPG	FG%	3FG%	FT%	2025-26 HIGHS				CAREER HIGHS			
2025-26	2	2	18.5	5.0	2.5	1.50	1.50	26.1	.591	.286	1.000	PTS	25 NYL vs. LVA 5/17/25	45 NYL vs. IND 5/21/23					
Career	196	196	21.3	8.6	3.2	1.48	1.37	32.3	.471	.356	.847	FGM	10 NYL vs. LVA 5/17/25	15 3 times (NYL @ IND, 8/13/23)					
												FGA	14 NYL vs. LVA 5/17/25	28 SEA at DAL 5/22/21					
POINTS			REB			AST		BLK		STL		3FGM	2 NYL at CHI 5/22/25	6 2 times (NYL @ MIN, 8/26/23)					
	10+	20+	30+	10+	10+	3+	3+	DBL-DBL		TPL-DBL		3FGA	5 NYL at CHI 5/22/25	10 NYL at IND 8/13/23					
2025-26	2	1	--	--	--	--	1	--		--		FTM	5 NYL vs. LVA 5/17/25	15 SEA vs. NYL 5/27/22					
												FTA	5 NYL vs. LVA 5/17/25	18 SEA vs. NYL 5/27/22					
RECENT GAMES												OREB	--	6 2 times (NYL vs. MIN, 9/15/24)					
OPPONENT	W/L	MIN	FG-A	3P-A	FT-A	OR	DR	TR	A	PF	ST	TO	BS	PTS	DREB	8 NYL vs. LVA 5/17/25	17 SEA at LVA 8/22/20		
5/22 at CHI	W	24:44	3-8	2-5	4-4	0	2	2	2	1	3	4	2	12	TREB	8 NYL vs. LVA 5/17/25	18 2 times (NYL vs. MIN, 9/15/24)		
5/17 vs. LVA	W	27:24	10-14	0-2	5-5	0	8	8	3	2	0	0	1	25	ASTS	3 NYL vs. LVA 5/17/25	9 SEA at LAS 9/4/20		
															STLS	3 NYL at CHI 5/22/25	6 2 times (NYL vs. CON, 5/27/23)		
															BLKS	2 NYL at CHI 5/22/25	6 NYL vs. LAS 6/22/24		
															MINS	27 NYL vs. LVA 5/17/25	41 SEA vs. CHI 5/25/18		






22
KENNEDY BURKE
GUARD




9
NATASHA CLOUD
GUARD



1
MARQUESHA DAVIS
GUARD



13
LEONIE FIEBICH
FORWARD




7
REBEKAH GARDNER
GUARD




21
ISABELLE HARRISON
FORWARD



20
SABRINA IONESCU
GUARD



23
MARINE JOHANNÈS
GUARD



35
JONQUEL JONES
CENTER



8
NYARA SABALLY
CENTER



0
JAYLYN SHERROD
GUARD



30
BREANNA STEWART
FORWARD



PLAYER MILESTONES AND ATTENDANCE SUMMARY



PLAYER	FTM	N	DA	PTS	N	DA	REB	N	DA	AST	N	DA	STL	N	DA	BLK	N	DA	GAMES	N	DA	3FGM	N	DA
Ionescu, S.	500	90	--	2,500	139	--	1,000	183	--	900	40	--	100	--	5/20/24	--	--	--	100	--	8/24/23	400	19	--
Burke, K.	100	8	--	500	--	7/6/24	--	--	--	100	3	--	100	17	--	--	--	--	100	--	6/2/24	--	--	--
Stewart, B.	1,300	31	--	5,500	44	--	2,500	219	--	900	76	--	400	29	--	400	14	--	300	37	--	500	65	--
Cloud, N.	600	99	--	2,500	11	--	1,000	61	--	1,600	61	--	300	6	--	--	--	--	300	12	--	300	16	--
Davis, K.	--	--	--	--	--	--	--	--	--	--	--	--	--	--	--	--	--	--	--	--	--	--	--	--
Davis, M.	--	--	--	--	--	--	--	--	--	--	--	--	--	--	--	--	--	--	--	--	--	--	--	--
Fiebich, L.	--	--	--	--	--	--	--	--	--	--	--	--	--	--	--	--	--	--	--	--	--	--	--	--
Gardner, R.	--	--	--	--	--	--	--	--	--	--	--	--	--	--	--	--	--	--	--	--	--	--	--	--
Harrison, I.	300	--	9/17/24	1,500	--	6/30/24	1,000	38	--	200	--	7/11/24	100	--	6/30/21	100	7	--	200	--	9/13/24	--	--	--
Johannès, M.	--	--	--	500	--	7/23/23	--	--	--	200	11	--	--	--	--	--	--	--	--	--	--	100	--	6/29/23
Jones, J.	700	12	--	4,000	309	--	2,500	164	--	600	79	--	200	--	9/3/23	400	24	--	300	23	--	300	--	9/12/24
Sabally, N.	--	--	--	--	--	--	--	--	--	--	--	--	--	--	--	--	--	--	--	--	--	--	--	--
Sherrod, J.	--	--	--	--	--	--	--	--	--	--	--	--	--	--	--	--	--	--	--	--	--	--	--	--

"N" = Needs, "DA" = Date Acquired

NEW YORK LIBERTY Attendance Summary (As of May 23, 2025)

top 10 home attendance				top 10 away attendance			
ATTENDANCE	DATE	OPPONENT	RESULT	ATTENDANCE	DATE	OPPONENT	RESULT
17,758	7/11/2024	Chicago Sky	W, 91-76	17,274	7/6/2024	Indiana Fever	L, 83-78
17,735	5/18/2024	Indiana Fever	W, 91-80	17,274	5/16/2024	Indiana Fever	W, 102-66
17,401	6/2/2024	Indiana Fever	W, 104-68	15,800	8/30/2024	Seattle Storm	W, 98-85
17,344	5/17/2025	Las Vegas Aces	W, 92-78	13,106	8/19/2018	Phoenix Mercury	L, 96-85
15,393	9/8/2024	Las Vegas Aces	W, 75-71	11,724	8/6/2022	Phoenix Mercury	L, 76-62
14,246	9/15/2024	Minnesota Lynx	L, 88-79	11,388	6/15/2019	Los Angeles Sparks	W, 98-92
13,694	7/16/2024	Connecticut Sun	W, 82-74	11,120	8/15/2024	Los Angeles Sparks	W, 103-68
13,639	6/22/2024	Los Angeles Sparks	W, 98-88	11,067	8/14/2018	Los Angeles Sparks	L, 74-66
13,098	8/24/2024	Connecticut Sun	L, 72-64	10,873	8/17/2018	Seattle Storm	L, 85-77
12,721	9/19/2024	Atlanta Dream	L, 78-67	10,424	6/15/2024	Las Vegas Aces	W, 90-82

OVERALL HOME ATTENDANCE (Regular Season only)

YEAR	GAMES	TOTAL	AVERAGE
2018	17	47,988	2,823
2019	17	38,067	2,239
2020	11	0	0
2021	16	28,113	1,757
2022	18	95,882	5,327
2023	20	155,535	7,777
2024	20	254,590	12,730
2025	1	17,344	17,344

OVERALL AWAY ATTENDANCE (Regular Season only)

YEAR	GAMES	TOTAL	AVERAGE
2018	17	127,214	7,483
2019	17	111,991	6,588
2020	11	0	0
2021	16	31,805	1,988
2022	18	106,202	5,900
2023	20	137,366	6,868
2024	20	180,403	9,020
2025	1	9,025	9,025

