WNBA FINALS'24
Presented by YouTube TV

GAME 4 | (#1) NEW YORK LIBERTY vs. (#2) MINNESOTA LYNX | NEW YORK LEADS 2-1
October 18, 2024 • 8:00 PM ET • Target Center (Minneapolis, MN)
National TV: ESPN | National Stream: ESPN App
Follow the Liberty PR Department on X: @nylibertyPR and @NYL_Stats

LAST GAME STARTERS

[SF] BETNIJAH LANEY-HAMILTON

#44 • RUTGERS • (8th Season) • 6-0

2024 Playoff Averages	Notables	Last Game Stats
7.0 ppg 3.2 rpg 2.9 apg 27.7 mpg	Postseason career-high 20 points in Game 2 of 2024 WNBA Finals; Led WNBA in average plus-minus; 2023 All-Defensive 2nd Team; 2022 Dawn Staley Award Winner; 2021 WNBA All-Star; Signed multi-year contract extension on 9/9/23.	2 pts, 5 rebs, 3 asts 35 mins 10/16 vs. MIN

[PF] BREANNA STEWART

#30 • UCONN • (8th Season) • 6-4

2024 Playoff Averages	Notables	Last Game Stats
21.0 ppg 8.7 rpg 3.6 apg 36.9 mpg	2024 All-WNBA First Team selection; WNBA MVP and AP Player of the Year in 2023; 2x WNBA Champ; 3x Olympic Gold Medalist; 2024 WNBA All-Defensive First Team; Set Finals record with 7 steals in Game 2 of 2024 WNBA Finals.	30 pts, 11 rebs, 4 blks 36 mins 10/16 vs. MIN

[C] JONQUEL JONES

#35 • GEORGE WASHINGTON • (8th Season) • 6-6

2024 Playoff Averages	Notables	Last Game Stats
14.7 ppg 8.4 rpg 2.3 apg 31.2 mpg	2024 WNBA All-Star; 2024 All-WNBA Second Team selection; 2024 WNBA All-Defensive Second Team selection; WNBA-record 8 double-doubles to start the 2023 playoffs; 2023 Commissioner's Cup MVP; 2021 WNBA MVP.	13 pts, 5 rebs, 4 asts 33 mins 10/16 vs. MIN

[G] LEONIE FIEBICH

#13 • GERMANY • (1st Season) • 6-4

2024 Playoff Averages	Notables	Last Game Stats
10.7 ppg 3.2 rpg 2.2 apg 29.4 mpg	WNBA All-Rookie Team; AP All-Rookie Team Selection; 2nd-best single-season +/- by a rookie in WNBA history (+279); 2nd-best rookie 3P% (43.3%) in WNBA history (min. 125 att.); Set WNBA Finals rookie record with 5 3PM in Game 1.	13 pts, 4 rebs, 2 asts 34 mins 10/16 vs. MIN

[G] SABRINA IONESCU

#20 • OREGON • (5th Season) • 5-11

2024 Averages	Notables	Last Game Stats
19.80 ppg 5.0 rpg 5.0 apg 35.1 mpg	2024 WNBA All-Star; 2024 All-WNBA Second Team; 1+ 3PM in franchise-record 23 consecutive playoff games and WNBA-record 82 consecutive games overall; set WNBA single-season 3PM record in 2023; Won Olympic Gold Medal in Paris.	13 pts, 6 asts, 5 rebs 32 mins 10/16 vs. MIN

LIBERTY STATUS REPORT

No injuries to report.

OVERALL: 32-8 EAST: 17-4 WEST: 15-4

MAY 14	AT WASHINGTON	85-80 (W)
MAY 16	AT INDIANA	102-66 (W)
MAY 18	INDIANA	91-80 (W)
MAY 20	SEATTLE	74-63 (W)
MAY 23	CHICAGO	81-90 (L)
MAY 25	AT MINNESOTA	67-84 (L)
MAY 29	PHOENIX	81-78 (W)
MAY 31	WASHINGTON	90-79 (W)
JUNE 2	INDIANA	104-68 (W)
JUNE 4	AT CHICAGO	88-75 (W)
JUNE 6	AT ATLANTA	78-61 (W)
JUNE 8	AT CONNECTICUT	82-75 (W)
JUNE 9	WASHINGTON	93-88 (W)
JUNE 15	AT LAS VEGAS	90-82 (W)
JUNE 18	AT PHOENIX	93-99 (L)
JUNE 20	LOS ANGELES	93-80 (W)
JUNE 22	LOS ANGELES	98-88 (W)
JUNE 23	AT ATLANTA	96-75 (W)
JUNE 25	MINNESOTA* (CC)	89-94 (L)
JUNE 30	ATLANTA	81-75 (W)
JULY 2	MINNESOTA	76-67 (W)
JULY 6	AT INDIANA	78-83 (L)
JULY 10	AT CONNECTICUT	71-68 (W)
JULY 11	CHICAGO	91-76 (W)
JULY 13	AT CHICAGO	81-67 (W)
JULY 16	CONNECTICUT	82-74 (W)
AUG. 15	AT LOS ANGELES	103-68 (W)
AUG. 17	AT LAS VEGAS	79-67 (W)
AUG. 20	DALLAS	94-74 (W)
AUG. 22	DALLAS	79-71 (W)
AUG. 24	CONNECTICUT	64-72 (L)
AUG. 26	AT PHOENIX	84-70 (W)
AUG. 28	AT LOS ANGELES	88-94 (L)
AUG. 30	AT SEATTLE	98-85 (W)
SEPT. 5	SEATTLE	77-70 (W)
SEPT. 8	LAS VEGAS	75-71 (W)
SEPT. 10	AT DALLAS	105-91 (W)
SEPT. 12	AT DALLAS	99-67 (W)
SEPT. 15	MINNESOTA	79-88 (L)
SEPT. 17	AT WASHINGTON	87-71 (W)
SEPT. 19	ATLANTA	67-78 (L)

ROUND 1 VS. ATLANTA (2-0)

Date	Site	Time (ET)/Result
09/22/24	at NYL	83-69 (W)
09/24/24	at NYL	91-82 (W)

SEMIFINALS VS. LAS VEGAS (3-1)

Date	Site	Time (ET)/Result
09/29/24	at NYL	87-77 (W)
10/01/24	at NYL	88-84 (W)
10/04/24	at LVA	81-95 (L)
10/06/24	at LVA	76-62 (W)

WNBA FINALS VS. MINNESOTA (2-1)

Date	Site	Time (ET)/Result
10/10/24	at NYL	93-95 (L)
10/13/24	at NYL	80-66 (W)
10/16/24	at MIN	80-77 (W)
10/18/24	at MIN	8:00 PM
10/20/24*	at NYL*	8:00 PM*

PRONUNCIATION GUIDE: Marquesha Davis "mar-QWEE-shuh", Ivana Dojkić "EE-vana DOY-kitch" ("DOY" like "boy"), Leonie Fiebich "Lay-oh-knee FEE-bish", Sabrina Ionescu "yo-NESS-coo", Betnijah Laney-Hamilton "buh-NYE-juh Lay-knee", Nyara Sabally "Knee-ARE-uh SAH-buh-lee", Jaylyn Sherrod "SURE-rod", Breanna Stewart "bree-ANN-nuh" (NOT bree-ON-uh).

LIBERTY ROSTER

No.	NAME	POS	HT	WINGSPAN	DOB	COLLEGE/COUNTRY	YRS
2	**Kennedy Burke** (*she/her*)	G-F	6-1	6-3	02/14/97	UCLA/USA	4
1	**Marquesha Davis** (*she/her*)	G	6-0	6-2 3/4	05/29/01	OLE MISS/USA	R
18	**Ivana Dojkić** (*she/her*)	G	5-11	6-0 1/2	12/24/97	CROATIA	1
13	**Leonie Fiebich** (*she/her*)	F	6-4	6-4	01/10/00	GERMANY	R
20	**Sabrina Ionescu** (*she/her*)	G	5-11	5-9 1/2	12/06/97	OREGON/USA	4
35	**Jonquel Jones** (*she/her*)	C	6-6	6-9 1/4	01/05/94	GEORGE WASHINGTON/BAHAMAS	7
44	**Betnijah Laney-Hamilton** (*she/her*)	G-F	6-0	6-3 3/4	10/29/93	RUTGERS/USA	8
8	**Nyara Sabally** (*she/her*)	C	6-5	6-4	02/26/00	OREGON/GERMANY	1
0	**Jaylyn Sherrod** (*she/her*)	G	5-7	5-8	10/21/01	COLORADO/USA	R
30	**Breanna Stewart** (*she/her*)	F	6-4	7-1	08/27/94	CONNECTICUT/USA	7
5	**Kayla Thornton** (*she/her*)	F	6-1	6-4	10/20/92	TEXAS-EL PASO/USA	8
22	**Courtney Vandersloot** (*she/her*)	G	5-8	5-6 1/2	02/08/89	GONZAGA/USA	13

Head Coach	Sandy Brondello	*she/her*
Assistant Coach	Olaf Lange	*he/him*
Assistant Coach	Roneeka Hodges	*she/her*
Assistant Coach	Zach O'Brien	*he/him*
Head Athletic Trainer	Theresa Acosta	*she/her*

PRONUNCIATION GUIDE – AUDIO HERE

Sandy Brondello	**"braun-DELL-oh"**
Marquesha Davis	**"Mar-QWEE-Shuh"**
Ivana Dojkić	**"EE-vana DOY-kitch" ("DOY" like "boy")**
Leonie Fiebich	**"Lay-oh-knee FEE-bish"**
Roneeka Hodges	**"Rah-neeka"**
Sabrina Ionescu	**"yo-NESS-coo"**
Betnijah Laney-Hamilton	**"buh-NYE-juh Lay-knee"**
Olaf Lange	**"Lang"**
Nyara Sabally	**"Knee-ARE-uh SAH-buh-lee"**
Jaylyn Sherrod	**"SURE-rod"**
Breanna Stewart	**"bree-ANN-nuh" (NOT bree-ON-uh)**

LIBERTY PREGAME AVAILABLITY: 90-60 Minutes on Game Clock (Begins at 5:32:30 p.m. CT)

90 Minutes	80 Minutes	75 Minutes	65 Minutes
Marquesha Davis	Breanna Stewart	Kennedy Burke	Sabrina Ionescu
Ivana Dojkić		Betnijah Laney-Hamilton	
Leonie Fiebich		Jonquel Jones	
Jaylyn Sherrod		Nyara Sabally	
Courtney Vandersloot		Kayla Thornton	

0	Jaylyn Sherrod	8	Nyara Sabally	22	Courtney Vandersloot
1	Marquesha Davis	13	Leonie Fiebich	30	Breanna Stewart
2	Kennedy Burke	18	Ivana Dojkić	35	Jonquel Jones
5	Kayla Thornton	20	Sabrina Ionescu	44	Betnijah Laney-Hamilton

LIBERTY LAST GAME BOX SCORE

WOMEN'S NATIONAL BASKETBALL ASSOCIATION — **OFFICIAL SCORER'S REPORT FINAL BOX**

Wednesday, October 16, 2024 Target Center, Minneapolis, MN
Officials: #34 Maj Forsberg, #9 Tim Greene, #86 Angelica Suffren, #11 Randy Richardson

Game Duration: 2:01
Attendance: 19521 (Sellout)

VISITOR: New York Liberty (2-1)

	POS	MIN	FG	FGA	3P	3PA	FT	FTA	OR	DR	TOT	A	PF	ST	TO	BS	+/-	PTS
44 Betnijah Laney-Hamilton	F	34:42	1	3	0	2	0	0	0	5	5	3	3	2	2	1	0	2
30 Breanna Stewart	F	35:58	9	20	2	6	10	10	3	8	11	1	2	1	4	4	-2	30
35 Jonquel Jones	C	33:08	5	10	1	3	2	2	2	3	5	4	3	1	2	2	3	13
13 Leonie Fiebich	G	33:44	5	9	3	5	0	0	0	4	4	2	1	0	2	0	-6	13
20 Sabrina Ionescu	G	32:03	5	12	3	8	0	0	0	5	5	6	3	1	3	1	1	13
8 Nyara Sabally		10:54	2	4	0	0	0	0	1	0	1	0	1	1	2	1	5	4
22 Courtney Vandersloot		07:57	1	2	1	1	2	2	0	1	1	2	0	1	1	0	2	5
5 Kayla Thornton		11:34	0	1	0	0	0	0	0	1	1	0	0	1	0	0	12	0
2 Kennedy Burke		DNP - Coach's Decision																
1 Marquesha Davis		DNP - Coach's Decision																
18 Ivana Dojkić		DNP - Coach's Decision																
0 Jaylyn Sherrod		DNP - Coach's Decision																
		200:00	28	61	10	25	14	14	6	27	33	18	13	8	16	9	3	80
			45.9%		40%		100%		TM REB: 5			TOT TO: 18 (18 PTS)						

HOME: MINNESOTA LYNX (1-2)

	POS	MIN	FG	FGA	3P	3PA	FT	FTA	OR	DR	TOT	A	PF	ST	TO	BS	+/-	PTS
6 Bridget Carleton	F	34:25	5	7	2	4	2	2	0	4	4	0	1	0	1	0	4	14
24 Napheesa Collier	F	40:00	9	22	1	1	3	4	2	7	9	2	3	5	4	1	-3	22
8 Alanna Smith	C	19:51	0	3	0	2	2	2	3	3	6	4	5	1	1	0	20	2
21 Kayla McBride	G	38:30	7	16	5	9	0	0	0	2	2	2	4	2	1	0	0	19
10 Courtney Williams	G	32:45	4	14	1	4	3	4	0	5	5	8	1	2	2	0	0	12
2 Natisha Hiedeman		08:53	0	3	0	0	0	0	0	0	0	2	2	1	0	0	-9	0
22 Myisha Hines-Allen		17:43	2	8	0	1	0	0	2	4	6	1	1	1	1	0	-19	4
9 Cecilia Zandalasini		07:53	2	2	0	0	0	0	0	0	0	1	1	0	0	0	-8	4
14 Dorka Juhász		DNP - Coach's Decision																
1 Diamond Miller		DNP - Coach's Decision																
35 Alissa Pili		DNP - Coach's Decision																
0 Olivia Époupa		DNP - Coach's Decision																
		200:00	29	75	9	21	10	12	7	25	32	20	18	12	10	1	-3	77
			38.7%		42.9%		83.3%		TM REB: 11			TOT TO: 12 (8 PTS)						

SCORE BY PERIOD	1	2	3	4	FINAL
Liberty	18	17	26	19	80
LYNX	28	15	19	15	77

Inactive: Liberty -
Inactive: Lynx -
Points in the Paint: Liberty 28 (14/25), LYNX 28 (14/40) **Biggest Lead: Liberty 4, LYNX 15**
2nd Chance Points: Liberty 10 (3/5), LYNX 14 (6/12) **Lead Changes: 2**
Fast Break Points: Liberty 5 (1/3), LYNX 11 (4/12) **Times Tied: 5**

MIN = Minutes played; **FGM-A** = Field Goals Made/Attempted; **FG%** = Field Goal Percentage; **3PM-A** = Three-point Field Goals Made/Attempted; **3P%** = Three-point Field Goal Percentage; **FTM-A** = Free Throws Made/Attempted; **FT%** = Free Throw Percentage; **OR** = Offensive Rebounds; **DR** = Defensive Rebounds; **TOT** = Total Rebounds; **A** = Assists; **PF** = Personal Fouls; **ST** = Steals; **TO** = Turnovers; **BS** = Blocks; **PTS** = Points; **TM REB** = Team Rebounds; **TOT TO** = Total Turnovers; **DNP** = Did Not Play; **DND** = Did Not Dress; **NWT** = Not With Team; **+/-** = Plus/Minus; **FLGx** = Flagrant Foul Type x (x=1,2)

LIBERTY 2024 REGULAR SEASON OVERALL STATISTICS

Through September 19 (32-8) — NEW YORK LIBERTY — 2024 REGULAR SEASON STATISTICS

				-FIELD GOALS-			-3-POINT FG--			-FREE THROWS-			--REBOUNDS--									
PLAYER	G	GS	MIN	FG	FGA	PCT	FG	FGA	PCT	FT	FTA	PCT	OFF	DEF	TOT	AST	PF	DQ	STL	TO	BLK	PTS	AVG
Stewart	38	38	1243	265	578	.458	46	156	.295	201	238	.845	61	262	323	134	80	0	64	65	48	777	20.4
Ionescu	38	38	1221	239	606	.394	107	321	.333	106	118	.898	28	141	169	235	46	0	38	104	13	691	18.2
Jones	39	39	1164	206	383	.538	59	152	.388	82	104	.788	67	283	350	126	113	1	30	92	50	553	14.2
Laney-Hamilton	28	25	848	120	263	.456	41	102	.402	48	53	.906	30	88	118	93	60	1	32	66	1	329	11.8
Fiebich	40	15	837	97	203	.478	55	127	.433	18	25	.720	39	82	121	70	88	0	38	41	7	267	6.7
Vandersloot	31	31	692	81	182	.445	18	67	.269	17	31	.548	13	68	81	149	53	0	25	56	15	197	6.4
Thornton	40	11	810	77	203	.379	45	126	.357	22	26	.846	39	64	103	27	56	0	29	23	9	221	5.5
Sabally	26	0	352	50	87	.575	0	2	.000	28	40	.700	34	71	105	15	41	0	23	13	19	128	4.9
Burke	38	3	459	54	132	.409	15	58	.259	8	12	.667	14	44	58	33	37	0	24	27	11	131	3.4
Dojkic	26	0	257	25	74	.338	16	42	.381	21	27	.778	9	13	22	20	26	0	9	14	1	87	3.3
Sherrod	10	0	37	7	14	.500	2	6	.333	3	6	.500	2	1	3	5	4	0	3	2	1	19	1.9
Davis	20	0	80	9	22	.409	1	1	1.000	5	7	.714	2	8	10	4	11	0	1	3	4	24	1.2
LIBERTY	40	-	8000	1230	2747	.448	405	1160	.349	559	687	.814	338	1125	1463	911	615	2	316	553	179	3424	85.6
OPPONENTS	40	-	8000	1162	2732	.425	279	860	.324	455	592	.769	296	1010	1306	777	674	2	249	560	127	3058	76.5

	-- SINGLE-GAME HIGHS --							---------- AVERAGE PER GAME ----------						-CAREER HIGHS (C=SET, T=TIED THIS SEASON)-					
PLAYER	MIN	REB	AST	ST	TO	BL	PTS	MIN	REB	AST	STL	TO	BLK	PTS	FG	FGA	FT	FTA	REB	AST	PTS
Stewart	38	18	7	5	4	6	38	32.7	8.5	3.5	1.68	1.7	1.26	20.4	15	28	15	18	18T	9	45
Ionescu	38	8	12	3	8	2	31	32.1	4.4	6.2	1.00	2.7	0.34	18.2	13	24	12	12	13	16	37
Jones	38	17	8	3	5	5	34	29.9	9.0	3.2	0.77	2.4	1.28	14.2	12T	23	11	14	22	8C	34C
Laney-Hamilton	38	10	6	3	7	1	20	30.3	4.2	3.3	1.14	2.4	0.04	11.8	14	24	12	12	11	11	35
Fiebich	33	9	5	4	3	1	16	20.9	3.0	1.8	0.95	1.0	0.18	6.7	6C	13C	4C	4C	9C	5C	16C
Vandersloot	34	6	13	3	5	2	16	22.3	2.6	4.8	0.81	1.8	0.48	6.4	11	18	9	12	10	18	28
Thornton	34	7	4	5	3	1	20	20.2	2.6	0.7	0.73	0.6	0.23	5.5	9	17	10	12	15	6	21
Sabally	28	10	3	3	4	2	14	13.5	4.0	0.6	0.88	0.5	0.73	4.9	5C	8C	6C	7C	10C	3C	14C
Burke	31	5	4	4	4	3	13	12.1	1.5	0.9	0.63	0.7	0.29	3.4	7	13	7	9	6	4T	23
Dojkic	25	3	4	2	3	1	12	9.9	0.8	0.8	0.35	0.5	0.04	3.3	6	14	7	9	6	10	16
Sherrod	10	1	2	1	1	1	8	3.7	0.3	0.5	0.30	0.2	0.10	1.9	3C	5C	2C	4C	1C	2C	8C
Davis	14	2	1	1	2	1	9	4.0	0.5	0.2	0.05	0.2	0.20	1.2	4C	8C	2C	2C	2C	1C	9C
LIBERTY	40	47	33	14	21	10	105	200.0	36.6	22.8	7.90	13.8	4.48	85.6	42	89	32	41	57	35	116
OPPONENTS	40	42	26	12	22	7	99	200.0	32.7	19.4	6.23	14.0	3.18	76.5	43	91	34	42	57	32	108

LIBERTY 2024 POSTSEASON SERIES STATISTICS – WNBA FINALS

Through October 16 (2-1) | NEW YORK LIBERTY | 2024 WNBA FINALS VS. MINNESOTA LYNX

				-FIELD GOALS-			-3-POINT FG--			-FREE THROWS-			--REBOUNDS--								
PLAYER	G	GS	MIN	FG	FGA	PCT	FG	FGA	PCT	FT	FTA	PCT	OFF	DEF	TOT	AST	PF	DQ	STL	TO	BLK	PTS	AVG
Stewart	3	3	117	22	59	.373	6	17	.353	19	22	.864	9	20	29	9	8	0	6	11	7	69	23.0
Jones	3	3	105	20	37	.541	2	7	.286	9	9	1.000	9	15	24	8	7	0	5	8	2	51	17.0
Ionescu	3	3	109	18	47	.383	8	22	.364	3	4	.750	2	12	14	14	5	0	7	8	1	47	15.7
Fiebich	3	3	102	12	26	.462	9	17	.529	0	0	---	5	10	15	9	7	0	1	2	0	33	11.0
Laney-Hamilton	3	3	93	11	24	.458	5	10	.500	0	0	---	3	8	11	9	5	0	3	5	1	27	9.0
Vandersloot	3	0	42	5	10	.500	3	5	.600	3	3	1.000	2	7	9	7	4	0	1	5	1	16	5.3
Sabally	3	0	26	2	4	.500	0	0	---	3	4	.750	6	2	8	0	2	0	1	4	3	7	2.3
Thornton	3	0	29	1	5	.200	1	4	.250	0	0	---	0	1	1	0	4	0	1	0	0	3	1.0
Burke	1	0	2	0	0	---	0	0	---	0	0	---	0	1	1	0	0	0	0	0	0	0	0.0
LIBERTY	3	-	625	91	212	.429	34	82	.415	37	42	.881	36	76	112	56	42	0	25	51	15	253	84.3
OPPONENTS	3	-	625	92	206	.447	24	63	.381	30	34	.882	16	74	90	60	49	0	28	43	10	238	79.3

	-- SINGLE-GAME HIGHS --							---------- AVERAGE PER GAME ----------							-CAREER HIGHS (C=SET, T=TIED THIS SEASON)-				
PLAYER	MIN	REB	AST	ST	TO	BL	PTS	MIN	REB	AST	STL	TO	BLK	PTS	FG	FGA	FT	FTA	REB	AST	PTS
Stewart	43	11	5	5	5	4	30	39.1	9.7	3.0	2.00	3.7	2.33	23.0	15	24	10T	14	15	5T	37
Jones	39	10	4	3	4	2	24	35.0	8.0	2.7	1.67	2.7	0.67	17.0	13	24	6	7	18	4T	32
Ionescu	41	5	6	4	3	1	19	36.3	4.7	4.7	2.33	2.7	0.33	15.7	8C	26C	4	4T	5T	11	19C
Fiebich	38	6	4	1	2	0	17	33.9	5.0	3.0	0.33	0.7	0.00	11.0	6C	14C	0	0	6C	4C	17C
Laney-Hamilton	35	5	4	2	3	1	20	30.8	3.7	3.0	1.00	1.7	0.33	9.0	8C	15	2	2	5C	5	20C
Vandersloot	23	6	4	1	3	1	8	14.1	3.0	2.3	0.33	1.7	0.33	5.3	9	16	2T	3	9	15	20
Sabally	11	4	0	1	2	1	4	8.6	2.7	0.0	0.33	1.3	1.00	2.3	2C	4C	2C	2C	4C	1	4C
Thornton	12	1	0	1	0	0	3	9.8	0.3	0.0	0.33	0.0	0.00	1.0	2	3T	0	0	2	0	6
Burke	2	1	0	0	0	0	0	1.9	1.0	0.0	0.00	0.0	0.00	0.0	0	0	0	0	1C	0	0
LIBERTY	45	44	21	12	18	9	93	208.3	37.3	18.7	8.33	17.0	5.00	84.3	34C	90C	21	28	44C	28	93C
OPPONENTS	45	32	20	12	19	9	95	208.3	30.0	20.0	9.33	14.3	3.33	79.3	37	75C	32	42	40	31	104

LIBERTY 2024 POSTSEASON OVERALL STATISTICS

Through October 16 (7-2) | NEW YORK LIBERTY | 2024 PLAYOFFS / ALL ROUNDS COMBINED

				-FIELD GOALS-			-3-POINT FG--			-FREE THROWS-			--REBOUNDS--								
PLAYER	G	GS	MIN	FG	FGA	PCT	FG	FGA	PCT	FT	FTA	PCT	OFF	DEF	TOT	AST	PF	DQ	STL	TO	BLK	PTS	AVG
Stewart	9	9	333	67	163	.411	12	39	.308	43	51	.843	19	59	78	32	15	0	12	22	15	189	21.0
Ionescu	9	9	316	61	135	.452	28	65	.431	21	23	.913	5	40	45	45	18	0	16	26	4	171	19.0
Jones	9	9	281	49	91	.538	9	22	.409	25	27	.926	26	50	76	21	26	0	8	24	5	132	14.7
Fiebich	9	9	265	34	60	.567	22	39	.564	6	6	1.000	8	24	32	20	22	0	5	6	0	96	10.7
Laney-Hamilton	9	9	249	25	72	.347	8	30	.267	5	5	1.000	4	25	29	26	16	0	9	13	2	63	7.0
Vandersloot	9	0	148	19	43	.442	5	13	.385	13	14	.929	3	21	24	27	11	0	6	10	5	56	6.2
Sabally	7	0	62	7	14	.500	0	0	---	9	10	.900	11	8	19	0	12	0	5	12	5	23	3.3
Davis	1	0	3	1	2	.500	1	1	1.000	0	0	---	2	0	2	2	0	0	0	0	0	3	3.0
Thornton	9	0	110	6	19	.316	2	13	.154	3	3	1.000	4	9	13	1	11	0	2	1	2	17	1.9
Dojkic	2	0	8	1	2	.500	1	1	1.000	0	0	---	0	0	0	0	0	0	0	0	0	3	1.5
Burke	6	0	45	2	11	.182	1	6	.167	1	4	.250	3	7	10	3	5	0	1	2	1	6	1.0
Sherrod	2	0	6	0	3	.000	0	1	.000	0	0	---	0	1	1	1	1	0	1	0	0	0	0.0
LIBERTY	9	-	1825	272	615	.442	89	230	.387	126	143	.881	85	244	329	178	137	0	65	128	39	759	84.3
OPPONENTS	9	-	1825	271	610	.444	73	212	.344	92	123	.748	54	214	268	178	142	0	59	114	35	707	78.6

	-- SINGLE-GAME HIGHS --							---------- AVERAGE PER GAME ----------							-CAREER HIGHS (C=SET, T=TIED THIS SEASON)-				
PLAYER	MIN	REB	AST	ST	TO	BL	PTS	MIN	REB	AST	STL	TO	BLK	PTS	FG	FGA	FT	FTA	REB	AST	PTS
Stewart	43	14	8	5	5	4	34	36.9	8.7	3.6	1.33	2.4	1.67	21.0	15	25	10T	14	15	8T	42
Ionescu	41	9	9	4	5	1	36	35.1	5.0	5.0	1.78	2.9	0.44	19.0	12C	26C	10	10	9T	11	36C
Jones	39	13	4	3	4	2	24	31.2	8.4	2.3	0.89	2.7	0.56	14.7	13	24	9	12	18	7	32
Fiebich	38	7	4	2	2	0	21	29.4	3.6	2.2	0.56	0.7	0.00	10.7	7C	14C	3C	3C	7C	4C	21C
Laney-Hamilton	35	5	5	2	3	1	20	27.7	3.2	2.9	1.00	1.4	0.22	7.0	10	22	4	5	8	5T	25
Vandersloot	23	6	5	2	3	1	12	16.4	2.7	3.0	0.67	1.1	0.56	6.2	9	16	8	8	10	18	21
Sabally	16	7	0	2	4	1	8	8.9	2.7	0.0	0.71	1.7	0.71	3.3	2C	5C	4C	4C	7C	1	8C
Davis	3	2	2	0	0	0	3	3.3	2.0	2.0	0.00	0.0	0.00	3.0	1C	2C	0	0	2C	2C	3C
Thornton	17	4	1	1	1	1	9	12.2	1.4	0.1	0.22	0.1	0.22	1.9	8	12	2T	2T	6	4	20
Dojkic	5	0	0	0	0	0	3	4.2	0.0	0.0	0.00	0.0	0.00	1.5	1C	1C	0	0	0	0	3C
Burke	13	5	1	1	1	1	4	7.5	1.7	0.5	0.17	0.3	0.17	1.0	1C	4C	1C	2C	5C	1C	4C
Sherrod	3	1	1	1	0	0	0	3.1	0.5	0.5	0.50	0.0	0.00	0.0	0	2C	0	0	1C	1C	0
LIBERTY	45	48	24	12	18	9	93	202.8	36.6	19.8	7.22	14.2	4.33	84.3	38	90C	22	28	48C	28	98
OPPONENTS	45	36	23	12	19	9	95	202.8	29.8	19.8	6.56	12.7	3.89	78.6	40	81	32	42	45	31	105

UPCOMING MILESTONES

- Sandy Brondello is one win from passing Richie Adubato for the most playoff coaching wins in franchise history (15).
- Sabrina Ionescu is six assists from moving into second on the Liberty's all-time playoff assists list (122).
- Jonquel Jones is six rebounds away from moving into sixth on the WNBA's all-time postseason rebounding list (443).
- Breanna Stewart is 25 points from passing Diana Taurasi for the third-most points in WNBA Finals history (321).
- Breanna Stewart is 26 points from passing Lindsay Whalen for sixth on the WNBA's all-time playoff scoring list (954).
- Breanna Stewart is 38 points from moving into first on the Liberty's all-time playoff scoring list (411).
- Courtney Vandersloot is one assist from becoming the second player all-time to reach 100 assists in the WNBA Finals.
- Courtney Vandersloot is one steal from moving into sole possession of 8th on the WNBA's all-time playoff steals list (73).

MATCHUP QUICK HITS

Thursday's WNBA Finals matchup marks the Liberty's fourth all-time postseason meeting against Minnesota.

The most recent matchup between these teams was an 80-77 road victory for New York in Game 3 of the 2024 WNBA Finals.

New York trailed by as many as 15 points in Game 3, tying the second-largest comeback win in franchise postseason history.

Breanna Stewart led the Liberty with a double-double of 30 points and 11 rebounds to go along with four blocks. Stewart made 100% (10-10) of her free-throw attempts and became the first player all-time to record multiple 30-point double-doubles in her Finals career.

Sabrina Ionescu scored 13 points, including the game-winning three-pointer in the final seconds of regulation to pass Crystal Robinson for the most made three-pointers in Liberty postseason history (63). Sabrina's shot was the fourth go-ahead three-pointer in the final five seconds of a WNBA Finals game all-time, according to Elias Sports Bureau.

With the Game 3 win, **Sandy Brondello** passed Bill Laimbeer for the second-most coaching wins in WNBA postseason history (38).

Game 2 of the 2024 WNBA Finals had 18,046 fans in attendance, an all-time Liberty record for attendance at Barclays Center.

Breanna Stewart set a WNBA Finals record for steals in a single game with seven in Game 2, which also marked the most steals by a Liberty player in postseason history. Stewart also scored 21 points for her ninth career 20-point game in the WNBA Finals, passing Diana Taurasi for the second-most such games in WNBA Finals history.

Betnijah Laney-Hamilton scored a Finals career-high 20 points on 57% (8-14) shooting from the field and 67% (4-6) from deep.

Sabrina Ionescu joined Crystal Robinson as the only Liberty players all-time to record consecutive Finals games with multiple steals.

In Game 1 of the 2024 WNBA Finals, New York set a franchise record for offensive rebounds in a single postseason game with 20.

Four Liberty players scored at least 15 points in Game 1, marking the 10th time in WNBA history that four teammates scored 15 or more points in the same Finals game, and the first such game in Liberty Finals history.

Five different Liberty players recorded at least three offensive rebounds against Minnesota, marking the second time in WNBA Finals history that five teammates each recorded three or more offensive rebounds in a single game.

Jonquel Jones led the Liberty offense with a double-double of 24 points and 10 rebounds on 64% (9-14) shooting from the field.

Sabrina Ionescu recorded a postseason career-high four steals in Game 1 of the 2024 WNBA Finals while scoring 19 points.

Leonie Fiebich set a WNBA record for most three-pointers in a single WNBA Finals game with five threes on 56% (5-9) shooting from deep in Game 1. Fiebich also passed Crystal Robinson for the most total three-pointers made by a rookie in WNBA postseason history.

MATCHUP QUICK HITS

In the final matchup of their three-game regular-season series at Barclays Center, a 79-88 loss for New York. the Liberty trailed by as many as 26 points before making a comeback to cut the deficit to single digits in the fourth quarter.

Breanna Stewart recorded a double-double in each of her regular season matchups with Minnesota to become the fourth player in WNBA history to record at least four consecutive double-doubles against the Lynx.

In the Liberty's 76-67 win over Minnesota at Barclays Center on July 3rd, the duo of **Breanna Stewart** and **Jonquel Jones** each recorded at least 12 rebounds, marking the second time this season the Liberty had multiple players with 12 or more rebounds

New York fell to the Lynx in the Commissioner's Cup Championship game at UBS Arena on June 25 by a score of 89-94.

The duo of **Sabrina Ionescu** and **Breanna Stewart** became the first pair of teammates to each record points-rebounds double-doubles in the same Commissioner's Cup Championship game.

Kayla Thornton made four three-pointers before halftime to tie the most three-pointers in a single half in Commissioner's Cup history.

Breanna Stewart (15.3 rebounds per game) became the first player in WNBA history to average more than 15 rebounds per game against the Lynx in a single season (min. three games).

New York clinched the team's second consecutive WNBA Finals berth with a 76-62 win over Las Vegas on Sunday, October 6.

The Liberty set a franchise postseason record with 48 rebounds and set a postseason high with 13 offensive rebounds on Sunday.

New York joined the 2010 Seattle Storm, who went on to win the WNBA Championship. as the only teams in WNBA history to defeat the defending champions at least six times in a single season.

Six Liberty players recorded at least five rebounds in the win, marking the seventh time in WNBA postseason history that six teammates recorded five or more rebounds in the same playoff game.

After a WNBA-record 18 lead changes in the first half of Game 3, the Liberty took the lead with 7:48 remaining in the first quarter of Game 4 and never relinquished that advantage.

Breanna Stewart joined Lisa Leslie, Tamika Catchings, Candace Parker, and Brittney Griner as the only players in WNBA history to record at least 15 points, 10 rebounds, five assists, and four blocks in a single postseason game with her Game 4 performance.

Sabrina Ionescu scored a game-high 22 points with five three-pointers in Game 4, including 12 points in the opening quarter.

Leonie Fiebich set a Liberty postseason record for highest single-game plus-minus by a rookie (+28), which was also the second-highest playoff plus-minus by any rookie in WNBA history.

In Game 2 of the Semifinals, an 88-84 win for the Liberty, **Sabrina Ionescu** became the fourth player in Liberty postseason history to record at least three consecutive 20-point scoring performances in the playoffs as she scored 24 points on 50% (9-18) shooting from the field in Game 2, including a go-ahead jumper with 1:15 remaining and two free throws in the final 10 seconds of the fourth quarter.

Breanna Stewart scored 15 points and tied her career high for assists in a single postseason game with eight in Game 2.

In Game 1 of the Semifinals, an 87-77 win for New York, **Breanna Stewart** set her postseason scoring high in a Liberty uniform with 34 points on 63% (12-19) shooting from the field, 50% (2-4) from beyond the arc, and 89% (8-9) from the free-throw line. Stewart passed Cappie Pondexter for the most 25-point games (4) and for the most 20-point games in Liberty postseason history (7).

MATCHUP QUICK HITS

Leonie Fiebich is on pace for the highest postseason eFG% in WNBA history (min. 30 field goal attempts) at 75.0%.

Breanna Stewart has scored 10 or more points in 41 consecutive playoff games, which is the longest such streak in WNBA history.

Sabrina Ionescu made at least one three-pointer in 82 consecutive games (combined regular season and postseason), which is the longest such streak in WNBA history.

TEAM	FINISH
2024 New York Liberty	TBD
2023 Las Vegas Aces	Champions
2020 Seattle Storm	Champions
2020 Las Vegas Aces	Lost in Finals (vs. SEA)
2017 Minnesota Lynx	Champions
2000 Houston Comets	Champions
1997 Houston Comets	Champions

New York became the seventh team in WNBA history to finish the regular season at least five points per 100 possessions better than league average in both offensive and defensive rating. Each of the previous six teams went on to make the WNBA Finals.

Breanna Stewart's career 23.0 points per game against the Lynx is tied for the highest postseason career scoring average against Minnesota in WNBA history. Stewart also ranks third in career field goals made per game against the Lynx franchise (7.83).

Courtney Vandersloot became the WNBA's all-time leader in playoff assists in Game 1 against Atlanta with the 365th of her career.

In her first career WNBA playoff game, **Leonie Fiebich** led the Liberty offense with a career-high 21 points on 88% (7-8) shooting from the field and 100% (4-4) shooting from deep to become the first rookie in WNBA history to make at least four three-pointers in a single playoff game without a miss from beyond the arc. Fiebich also set a franchise record for the highest-scoring playoff debut all-time.

Leonie Fiebich scored 15 points on 100% (5-5) shooting from the field in the first half of Game 1 against Atlanta, setting a new WNBA record for most points scored without a miss in the first half of a postseason game (min. one three-point attempt). Fiebich's 15 first-half points also tied Breanna Stewart and Angel McCoughtry for the third-most by a rookie in their first career postseason half.

Leonie Fiebich converted on her first six field goal attempts in Game 1 against Atlanta to tie the Liberty franchise record for most consecutive field goals made to begin a playoff game all-time.

The Liberty made 73% of their field goal attempts in the first quarter of Game 1 against Atlanta, setting a new franchise record for highest field goal percentage in the first quarter of a playoff game all-time.

The Liberty's first miss of the game came at 2:33 of the first quarter in Game 1 against Atlanta. This marks the longest stretch of game time without a missed field goal or free throw to start a postseason game in WNBA history, per Elias Sports Bureau.

In her first two playoff games, **Leonie Fiebich** became the first player all-time with an eFG% over 100% in consecutive playoff games.

Breanna Stewart was selected to the All-WNBA First Team, while **Sabrina Ionescu** and **Jonquel Jones** each garnered All-WNBA Second Team honors to become the first trio of Liberty teammates in franchise history to make an All-WNBA team in the same season.

Breanna Stewart (3rd), **Sabrina Ionescu** (6th), and **Jonquel Jones** (T-10th) each finished within the top 10 of voting for the 2024 WNBA MVP award. The Liberty become the fourth team since 2000 with three players in the top 10 of MVP voting, joining the 2000 Comets, the 2022 Aces, and the 2023 Aces. Each of the previous three teams went on to win a WNBA Championship that season.

Leonie Fiebich finished with the second-best total plus-minus among all rookies in WNBA history at +279.

Sabrina Ionescu inished atop the league in double-digit scoring performances in the first quarter this season (9).

Betnijah Laney-Hamilton led the WNBA in plus-minus per game (+9.7) in 2024 with a franchise-record +9.7.

Jonquel Jones led all WNBA players with 79 no-look passes and 14 no-look assists in 2024, according to Second Spectrum.

The Liberty averaged a league-high 12.5 fast-break points in 2024, marking the highest fast-break scoring average in franchise history.

LIBERTY POSTSEASON HISTORY

19 POSTSEASON APPEARANCES

OVERALL: 41-45 (.477) HOME: 28-19 (.596) | ROAD: 13-26 (.333)

1997: 1-1, LOST IN FINALS AT HOUSTON
SEMIFINAL VS. PHOENIX: WON 1-0
WNBA FINALS VS. HOUSTON: ELIMINATED 0-1

1999: 3-3, LOST IN FINALS AT HOUSTON
FIRST ROUND VS. CHARLOTTE: WON 2-1
WNBA FINALS VS. HOUSTON: ELIMINATED 1-2

2000: 4-3, LOST IN FINALS AT HOUSTON
FIRST ROUND VS. WASHINGTON: WON 2-0
CONFERENCE FINALS VS. CLEVELAND: WON 2-1
WNBA FINALS VS. HOUSTON: ELIMINATED 0-2

2001: 3-3, LOST IN CONFERENCE FINALS VS. CHARLOTTE
FIRST ROUND VS. MIAMI: WON 2-1
CONFERENCE FINALS VS. CHARLOTTE: ELIMINATED 1-2

2002: 4-4, LOST IN FINALS AT LOS ANGELES
FIRST ROUND VS. INDIANA: WON 2-1
CONFERENCE FINALS VS. WASHINGTON: WON 2-1
WNBA FINALS VS. LOS ANGELES: ELIMINATED 0-2

2004: 2-3, LOST IN CONFERENCE FINALS VS. CONNECTICUT
FIRST ROUND VS. DETROIT: WON 2-1
CONFERENCE FINALS VS. CONNECTICUT: ELIMINATED 0-2

2005: 0-2, LOST IN SEMIFINALS AT INDIANA
FIRST ROUND VS. INDIANA: ELIMINATED 0-2

2007: 1-2, LOST IN SEMIFINALS AT DETROIT
FIRST ROUND VS. DETROIT: ELIMINATED 1-2

2008: 1-2, LOST IN CONFERENCE FINALS AT DETROIT
FIRST ROUND VS. CONNECTICUT: WON 2-1
CONFERENCE FINALS VS. DETROIT: ELIMINATED 1-2

2010: 2-3, LOST IN CONFERENCE FINALS AT ATLANTA
FIRST ROUND VS. INDIANA: WON 2-1
CONFERENCE FINALS VS. ATLANTA: ELIMINATED 0-2

2011: 1-2, LOST IN SEMIFINALS AT INDIANA
FIRST ROUND VS. INDIANA: ELIMINATED 1-2

2012: 0-2, LOST IN SEMIFINALS VS. CONNECTICUT
FIRST ROUND VS. CONNECTICUT: ELIMINATED 0-2

2015: 1-2, LOST IN CONFERENCE FINALS VS. INDIANA
FIRST ROUND VS. WASHINGTON: WON 2-1
CONFERENCE FINALS VS. INDIANA: ELIMINATED 1-2

2016: 0-1, LOST IN SECOND ROUND VS. PHOENIX
SECOND ROUND VS. PHOENIX: ELIMINATED 0-1

2017: 0-1, LOST IN SECOND ROUND VS. WASHINGTON
SECOND ROUND VS. WASHINGTON: ELIMINATED 0-1

2021: 0-1, LOST IN FIRST ROUND AT PHOENIX
FIRST ROUND VS. PHOENIX: ELIMINATED 0-1

2022: 1-2, LOST IN FIRST ROUND VS. CHICAGO
FIRST ROUND VS. CHICAGO: ELIMINATED 1-2

2023: 6-4, LOST IN FINALS VS. LAS VEGAS
FIRST ROUND VS. WASHINGTON: WON 2-0
SEMIFINALS VS. CONNECTICUT: WON 3-1
FINALS VS. LAS VEGAS: ELIMINATED 1-3

2024: 7-2, FINALS VS MINNESOTA
FIRST ROUND VS. ATLANTA: WON 2-0
SEMIFINALS VS. LAS VEGAS: WON 3-1
FINALS VS. MINNESOTA: LEADS 2-1

LIBERTY POSTSEASON RECORDS

LIBERTY SINGLE-GAME PLAYER RECORDS

POINTS
36, Cappie Pondexter at Atlanta – 9/7/19
36, Sabrina Ionescu vs. Atlanta – 9/24/24

REBOUNDS
15, Tari Phillips (2x) - 8/24/00 & 8/19/01
15, Shameka Christon vs. Detroit - 8/24/07
15, Jonquel Jones vs. Connecticut - 10/1/23

OFFENSIVE REBOUNDS:
7, Jonquel Jones vs. Las Vegas - 10/11/23

DEFENSIVE REBOUNDS:
12, Kym Hampton at Phoenix - 8/28/97
12, Shameka Christon vs. Detroit - 8/24/07

ASSISTS:
12, Teresa Weatherspoon vs. Washington - 8/24/02

FIELD GOALS MADE:
14, Cappie Pondexter at Atlanta - 9/7/10

FIELD GOAL ATTEMPTS:
27, Cappie Pondexter at Atlanta - 9/7/10

FIELD GOAL %:
87.5% (7-8), Crystal Robinson vs. Charlotte - 8/30/99
87.5% (7-8), Carolyn Swords vs. Phoenix - 9/24/16

THREE-POINT FIELD GOAL %:
100% (5-5), Vickie Johnson vs. Washington - 8/24/02

THREE-POINT FIELD GOALS MADE:
7, Sabrina Ionescu vs. Washington - 9/15/23

THREE-POINT FIELD GOAL ATTEMPTS:
13, Sabrina Ionescu vs. Washington, 9/15/23

FREE THROWS MADE:
10, Sugar Rodgers vs. Washington - 9/22/15
10, Sabrina Ionescu vs. Connecticut - 9/26/23
10, Breanna Stewart at Minnesota - 10/16/24

FREE THROW ATTEMPTS:
12, Jonquel Jones (10-12) - 10/1/23

FREE THROW %:
100% (10-10), Sugar Rodgers vs. Washington - 9/22/15
100% (10-10), Sabrina Ionescu vs. Connecticut - 9/26/23
100% (10-10), Breanna Stewart at Minnesota - 10/16/24

STEALS:
7, Breanna Stewart vs. Minnesota- 10/13/24

BLOCKS:
5, Breanna Stewart vs Connecticut - 9/26/23

LIBERTY SINGLE-GAME TEAM RECORDS

POINTS
98, at Chicago - 8/17/22

REBOUNDS:
48, at Las Vegas - 10/6/24

OFFENSIVE REBOUNDS:
20, vs. Minnesota – 10/10/24

DEFENSIVE REBOUNDS:
35, at Las Vegas - 10/6/24

ASSISTS:
28, at Chicago - 8/17/22

FIELD GOALS MADE:
37, (2x) at Chicago - 8/17/22 vs. Phoenix - 9/24/16

FIELD GOAL ATTEMPTS:
90, vs. Minnesota - 10/10/24

FIELD GOAL %:
66.0% (35-53), vs. Washington - 8/24/02

THREE-POINT FIELD GOAL %:
87.5% (7-8), vs. Washington - 8/24/02

THREE-POINT FIELD GOALS MADE :
13, at Connecticut - 9/20/08
13, vs. Las Vegas – 10/15/23
13, vs. Minnesota – 10/10/24

THREE-POINT FIELD GOAL ATTEMPTS:
33, vs. Minnesota – 10/10/24

FREE THROWS MADE:
22, vs. Washington - 8/25/02

FREE THROW ATTEMPTS:
28, at Los Angeles - 8/31/02

FREE THROW %:
100% (14-14), at Minnesota - 10/16/24

TURNOVERS:
21, vs. Indiana - 9/29/15

STEALS:
14, vs. Cleveland - 8/20/00

BLOCKS:
9, vs. Washington - 9/15/23
9, at Minnesota - 10/16/24

MARGIN OF VICTORY:
22, vs. Detroit - 8/24/07

2024 STORYLINES

NOTHING BUT NET

The Liberty recorded a league-best 12.3 points per 100 possessions net rating in 2024, which was the best net rating in franchise history, and New York was the only team in the league to record a net rating better than +10.0 this season.

New York led the WNBA in offensive rating (109.1), defensive rating (94.7), and net rating (+14.5) on the road this season. The Liberty became the fifth team in WNBA history to lead the league in all three categories on the road, and each of the previous four teams went on to win the WNBA Championship.

New York led the league in net rating (+12.6), offensive rating (106.5) and defensive rating (93.8) with nine games remaining in 2024, becoming the ninth team in WNBA history to lead the league in all three categories with fewer than 10 games remaining in the season. Each of the previous eight teams made the WNBA Finals and seven of the eight went on to win the WNBA Championship that season.

PRIMED FOR PARIS

Breanna Stewart and Sabrina Ionescu each won Gold Medals after leading USA to a 6-0 record at the 2024 Paris Summer Olympics. Stewart was named to the All-Star Five in Paris after averaging 16.3 points, 5.3 rebounds, 2.8 assists and 1.7 blocks on 56.7% shooting from the field, while Ionescu's +6.5 plus-minus was tied for the eighth-best among all players in Paris.

Head Coach Sandy Brondello and the Australia Opals earned a Bronze Medal in Paris for the country's first Olympic medal since 2012.

Leonie Fiebich and Nyara Sabally led Germany to the Quarterfinals in the country's first Olympic berth all-time for women's basketball.

Fiebich tied for the fourth-highest steals average in Paris at 2.5 steals per game while leading Germany in minutes at 33.3 per game.

Sabally recorded her first career double-double in the Olympics with 20 points and 13 rebounds in Germany's Quarterfinals loss to France, and her 14 free throws made marked the most made free throws by a player in a single Olympic match since 1984.

DEFENSE WINS CHAMPIONSHIPS

After a strong defensive performance in 2023, where New York ranked third in defensive rating (99.4) while leading the league in in defensive rebound rate (73.3%), the Liberty improved their defensive rating to 95.3 and set a new franchise record for defensive rebound rate (74.3%).

After holding Las Vegas to the team's first and third single-digit scoring quarters of the season in 2024, four of the last five single-digit scoring quarters by the Aces have come against the Liberty's defense.

Breanna Stewart (-15.6%) ranks first in the WNBA this season for opponent field-goal percentage below expected on layups as the closest defender (min. 40 layups defended) according to Second Spectrum.

MVP PARTY

Breanna Stewart won 2023 WNBA MVP, while Jonquel Jones won MVP of the 2023 Commissioner's Cup, previously won the 2021 WNBA MVP, and was named the International Player of the Year in the Women's Chinese Basketball Association this offseason.

Leonie Fiebich won MVP of the LF Endesa League in Spain for the second consecutive season in 2023-24, and was also selected to the 2024 All-EuroLeague First Team. Kennedy Burke was named the LFB MVP in France in back-to-back seasons and was a 2024 All-EuroLeague Second Team selection.

2024 STORYLINES

JUMP FROM JJ

Jonquel Jones showed significant growth as a playmaker and shooter in 2024, as she averaged a career-high 3.2 assists per game and set her career high with eight assists on June 20 vs. Los Angeles.

Jonquel led the WNBA in efficiency (68.1% eFG%) on fourth-quarter shots with the score within 10 points (min. 50 attempts).

SA-THREE-NA

Sabrina Ionescu set the WNBA single-season record for made three-pointers with 128 in 2023.

Ionescu's 44.8% three-point percentage in 2023 was the best in WNBA history among players who attempted at least 200 threes.

In 2023, Sabrina became the first player in WNBA history to make at least 100 above-the-break three-pointers in a single season.

Ionescu has hit at least one three-pointer in each of her last 63 games, the longest streak in Liberty franchise history.

With the 13th 30-point game of her career, Sabrina passed Cappie Pondexter for the most 30-point games in Liberty franchise history.

STEW-WAY PLAYER

Breanna Stewart's 23.0 points per game last season was the third-highest scoring average for a player selected to an All-Defensive team in the same season in WNBA history.

Stewart's 39 games scoring in double figures tied for the most in the league (Arike Ogunbowale) and tied the record for most double-digit scoring games in WNBA single-season history.

Stewart set a WNBA single-season record with four games of 40 or more points in 2023, and also became the first player to score 900 points in a season throughout WNBA history.

THREE-AND-B

Betnijah Laney-Hamilton tied the WNBA single-season record for most corner three-pointers made since 2009 with 37. Tied for third on that list are Liberty assistant coach Roneeka Hodges (34 corner three-pointers made in 2009) and Nicole Powell (34 in 2010).

The former WNBA Most Improved Player led the league in three-pointers made from both the right corner and the left corner in 2023.

SELFLESS SLOOT

Courtney Vandersloot earned her seventh career WNBA Peak Performer award in assists after finishing the 2023 regular season with a league-best 8.1 assists per game.

The veteran point guard was either first or tied for first in assist average against five WNBA teams in 2023 (DAL, CON, IND, SEA, CHI).

TEAM	APG
Chicago Sky	8.5
Connecticut Sun	8.0
Dallas Wings	9.0
Indiana Fever	11.0
Seattle Storm	9.3

Vandersloot has recorded 61 career points/assists double-doubles, which is more than twice as many as any other player all-time.

PLAYOFF PUSH

The Liberty became the first team to clinch the 2024 WNBA postseason with a victory over Las Vegas on August 17.

This marks the first time in franchise history that the Liberty have been the first team to clinch a WNBA playoff appearance, per ESPN.

2024 STORYLINES

RISING ROOKIE

Leonie Fiebich recorded a plus-minus of +20 or better in five games, which is the most by any Liberty rookie in franchise history. Only three rookies all-time (Delle Donne, Cooper-Dyke, and N. Ogwumike) recorded more games with a plus-minus of +20 or better.

Leonie averaged a plus-minus of +12.5 in 15 games as a starter, which marked the highest plus-minus among all starters in 2024.

Fiebich became the first rookie in WNBA history to average a plus-minus of +10.0 or better as a starter (min. 10 starts). Her +12.5 plus-minus as a starter led all NBA or WNBA rookies with at least 10 starts since the NBA began tracking play-by-play data in 1996-97.

Leonie was the only rookie to be a part of multiple lineups with a net rating above +10.0 in 2024 (min. 100 minutes played).

The reigning LF Endesa MVP tied for the longest steals streak among 2024 rookies, recording a steal in nine consecutive games.

On July 11, Leonie tied the Liberty franchise record for the highest single-game plus-minus by a rookie, with a +27 against Chicago.

Leonie Fiebich and Caitlin Clark were the only two 2024 rookies to record consecutive games with at least seven rebounds and five assists this season. Only five other rookies since 2000 have reached that stat line in consecutive games (Tamika Catchings, Candace Parker, Breanna Stewart, Aliyah Boston, and Dorka Juhász).

Fiebich became the first rookie since Napheesa Collier in 2019 to post a plus-minus of +20 or better in consecutive games.

Leonie's 1.71 AST/TOV led all rookies in 2024 (min. 10 minutes per game).

Fiebich made at least half of her three-point attempts 18 times to set a WNBA record for the most such games by a rookie.

Her seven consecutive games recording a plus-minus of +10 or better is the longest such streak by a first-year player in WNBA history.

Leonie became the fourth rookie since 2010 to average at least 1.3 made three-pointers and one offensive rebound per game (min. 500 total minutes), joining Breanna Stewart, Elena Delle Donne, and Maya Moore.

Fiebich also became one of two 2024 rookies (Caitlin Clark) to record at least seven rebounds and a steal with multiple three-pointers and a field-goal percentage of 50% or better.

Opponents scored 0.835 points per chance on drives with Leonie Fiebich as the ballhandler defender, which is the fourth-lowest among 37 defenders to face at least 125 opponent drives this season, and the lowest among all rookie defenders. Leonie also held opponents to the lowest shot quality on drives (45.1% qSQ), according to Second Spectrum.

Leonie is the first rookie since 2007 to shoot at least 40% from deep on at least 100 three-point attempts. Fiebich is also the eighth player (rookie or veteran) since 2013 to reach those marks in a single season, and each of the previous seven won at least one WNBA MVP or Olympic Gold Medal. Leonie joins Breanna Stewart and Jonquel Jones as the only players taller than 6-0 to do so since 2013, and she's one of four players all-time to accomplish this at 6-4 or taller, joining Stewart, Jones and Lauren Jackson.

Fiebich joined 2018 Jonquel Jones, who went on to win the Sixth Player of the Year award that season, as the only two players to make at least 40% of their three-point attempts (min. 110 attempts) in a single season while coming off the bench in more than 15 games since the Sixth Player of the Year Award was created in 2007.

Leonie ranked third in the WNBA in three-point percentage (43.3%) among players with at least 100 attempts in 2024.

She was one of five players in WNBA history to record a plus-minus of +215 or better while coming off the bench in over 50% of their games played. Three of the other four players went on to win the Sixth Player of the Year award that season.

Fiebich finished the season with the second-best three-point percentage (43.3%) by a rookie in WNBA history (min. 125 attempts) and the second-best total plus-minus by a rookie in WNBA history, at +279.

2024 STORYLINES

REVAMPED RESERVES

New York remodeled the second unit this offseason to bring in more athleticism and playmaking, adding Kennedy Burke, Leonie Fiebich, Ivana Dojkić, and Marquesha Davis.

The bench is led by returner Kayla Thornton, one of the most active three-and-D players in the league.

Dojkić looks to help New York push the pace, as she ranked in the top ten for fast-break points per 100 possessions in 2023 (4.7).

Davis, the 11th overall pick in the 2024 WNBA Draft, was one of three SEC players to average multiple two-point field goals made in transition per game during the 2023-24 NCAA season.

Three of the top four lineups in net rating with at least 100 minutes played this season are Liberty lineups.

New York's went 16-1 in games where the Liberty's reserves outscore the opponent's bench in the regular season.

LINEUP	TEAM	NETRTG
Ionescu, Fiebich, Laney-Hamilton, Stewart, Jones	NYL	+23.8
Williams, McBride, Carleton, Collier, Smith	MIN	+21.9
Ionescu, Fiebich, Thornton, Stewart, Jones	NYL	+18.7
Vandersloot, Ionescu, Laney-Hamilton, Stewart, Jones	NYL	+17.8

DROPPING DIMES

The Liberty posted the highest assist rate (75.0%) in WNBA history in 2023 and set a franchise record with 24.1 assists per game.

The Liberty recorded more assists than their opponents in 32 games last season, the most in WNBA single-season history, and went 29-3 (.906) in those games.

Courtney Vandersloot connected with Breanna Stewart for 116 assists in 2023, making them the first assister-scorer duo in WNBA history to exceed 100 assists in a single season.

The duo of Sabrina Ionescu and Jonquel Jones linked up for 42 assists at the rim, which was the third-most of any WNBA duo in 2024.

The Liberty have recorded at least 15 assists in 111 consecutive games since May 2022, the longest such streak in WNBA history.

DOUBLE TROUBLE

For the first time in franchise history, the Liberty had multiple players with 10 or more double-doubles in a single season in 2023 (Breanna Stewart and Jonquel Jones).

Breanna Stewart tied the Liberty franchise record for single-season double-doubles in 2023 with 20 (Tina Charles, 2015).

Jonquel Jones set a WNBA postseason record with eight double-doubles to begin the 2023 WNBA Playoffs.

Liberty players accumulated 41 double-doubles in 2023, the second-most double-doubles by a team in WNBA single-season history.

The Liberty averaged 15.5 second-chance points per 100 possessions and 47.7 points in the paint per 100 possessions with Jonquel in the game in 2023, compared to just 11.6 second-chance points and 35.6 points in the paint per 100 possessions without her playing.

The duo of Jonquel Jones and Breanna Stewart have each recorded a double-double in the same game eight times since joining the Liberty, which is the most by any duo in franchise history.

For the second time in Liberty franchise history and the 24th time in WNBA history, three players on the same team recorded a double-double in the same game (Jones, Stewart and Vandersloot on August 20).

SERIES OPPONENT – MINNESOTA LYNX

2024 COMPARISON		
NYL	STATS	MIN
85.6	PPG	82.0
76.5	OPP PPG	75.6
.448	FG %	.448
.425	OPP FG %	.410
10.1	3PM	9.5
29.0	3PA	25.0
.349	3PT %	.380
17.2	FTA	15.5
.814	FT %	.790
36.6	RPG	34.3
22.8	APG	23.0
13.8	TOV	14.3
7.9	SPG	8.6
4.5	BPG	4.5

ALL-TIME POSTSEASON HISTORY		
	Record	2024
Overall Record	2-1	2-1
Home Record	1-1	1-1
Road Record	1-0	1-0
Overtime Record	0-1	0-1

SCHEDULE

PLAYOFF HISTORY VS. MINNESOTA (1-1)		
Date	Site	Time (ET)/Result
10/10/24	at NYL	93-95 (L) (OT)
10/13/24	at NYL	80-66 (W)

2024 VS. MINNESOTA (1-2)		
Date	Site	Time (ET)Result
05/25/24	at MIN	67-84 (L)
06/25/24	at NYL *CC	89-94 (L) *CC
07/02/24	at NYL	76-67 (W)
09/15/24	at NYL	79-88 (L)

2024 FINALS VS. MINNESOTA (2-1)		
Date	Site	Time (ET)/Result
10/10/24	at NYL	93-95 (L) (OT)
10/13/24	at NYL	80-66 (W)
10/16/24	at MIN	80-77 (W)
10/18/24	at MIN	8:00 PM
10/20/24	at NYL	8:00 PM

NOTABLE CONNECTIONS

Lynx guard **Natisha Hiedeman** was teammates with the Liberty's **Jonquel Jones** in Connecticut (2019-2022)… Liberty assistant coach **Roneeka Hodges** spent one season with the Lynx during her playing career (2009)… Lynx guard **Kayla McBride** was teammates with the Liberty's **Breanna Stewart** and **Courtney Vandersloot** on Fenerbahçe Spor Kulubu Istanbul during the 2022-23 EuroLeague season… The Liberty's **Sabrina Ionescu**, **Betnijah Laney-Hamilton**, and **Breanna Stewart** were coached by Minnesota's **Cheryl Reeve** for Team USA at the 2022 FIBA World Cup, where they were teammates with Lynx forward **Napheesa Collier**… Lynx forward **Myisha Hines-Allen** was teammates with the Liberty's **Kennedy Burke** in Washington during the 2022 WNBA season… The Liberty's **Sabrina Ionescu** and **Breanna Stewart** were coached by the Lynx's **Cheryl Reeve** for Team USA at the 2024 Paris Olympics, where they won a gold medal and were teammates with Minnesota's **Napheesa Collier**… Lynx forward **Alanna Smith** was coached by the Liberty's **Sandy Brondello** with the Australia Opals at the 2018 FIBA Women's Basketball World Cup and the 2020 Tokyo Olympics, along with the 2024 Paris Olympics, where they led Australia to a Bronze medal.

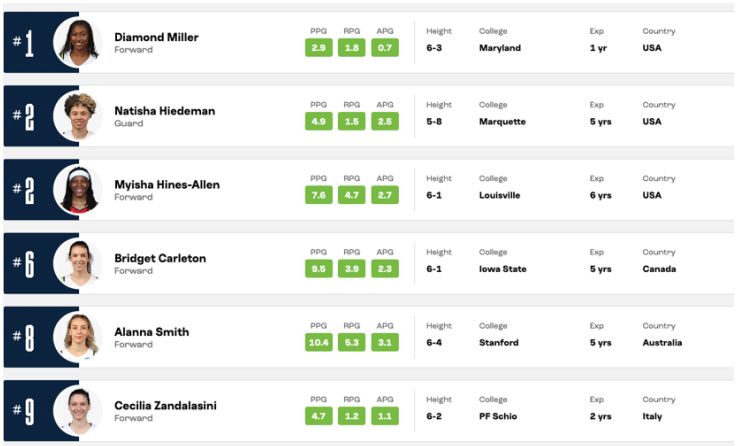

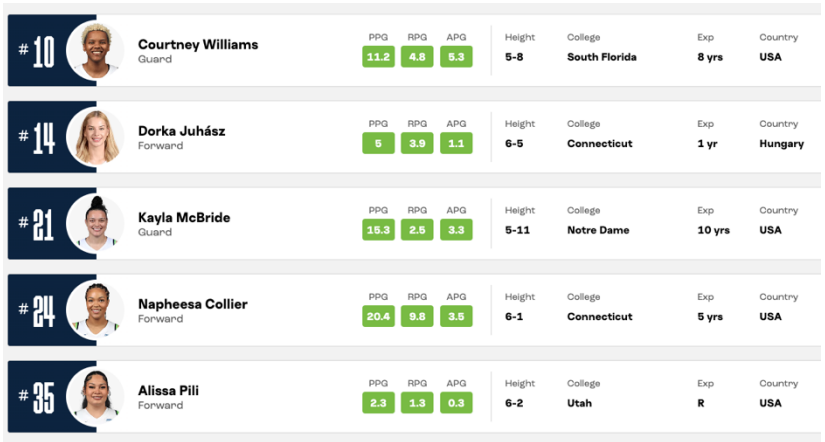

2024 REGULAR SEASON STARTING LINEUPS

GAMES	FORWARD	FORWARD	CENTER	GUARD	GUARD	W-L	WIN PCT.
19	Betnijah Laney-Hamilton	Breanna Stewart	Jonquel Jones	Sabrina Ionescu	Courtney Vandersloot	14-5	0.737
7	Leonie Fiebich	Breanna Stewart	Jonquel Jones	Sabrina Ionescu	Courtney Vandersloot	6-1	0.857
6	Kayla Thornton	Breanna Stewart	Jonquel Jones	Betnijah Laney-Hamilton	Sabrina Ionescu	5-1	0.833
3	Kayla Thornton	Breanna Stewart	Jonquel Jones	Leonie Fiebich	Sabrina Ionescu	3-0	1.000
2	Leonie Fiebich	Kennedy Burke	Jonquel Jones	Sabrina Ionescu	Courtney Vandersloot	2-0	1.000
2	Kayla Thornton	Breanna Stewart	Jonquel Jones	Leonie Fiebich	Courtney Vandersloot	2-0	1.000
1	Leonie Fiebich	Kennedy Burke	Breanna Stewart	Sabrina Ionescu	Courtney Vandersloot	0-1	0.000

BY MONTH	RECORD	HOME	ROAD
May	6-2	4-1	2-1
June	10-1	5-0	5-1
July	5-1	2-0	3-1
August	6-2	2-1	4-1
September	5-2	1-2	4-0

STARTER	RECORD	WINNING %
Sabrina Ionescu	30-8	0.789
Jonquel Jones	32-7	0.821
Betnijah Laney-Hamilton	19-6	0.760
Breanna Stewart	30-8	0.789
Courtney Vandersloot	24-7	0.774
Kayla Thornton	10-1	0.909
Leonie Fiebich	13-2	0.867
Kennedy Burke	2-1	0.667

2024 REGULAR SEASON WIN-LOSS MARGINS

Margin	1	2	3	4	5	6	7	8	9	10	11	12	13	14	15	16	17	18	19	20+
Games Won By	--	--	2	1	2	1	2	3	--	1	3	1	3	3	1	1	1	--	--	6
Games Lost By	--	--	--	--	1	2	--	1	2	--	1	--	--	--	--	--	1	--	--	--

2024 LIBERTY BOX SCORE BREAKDOWN

PLAYER	G-GS	POINTS				REBOUNDS		ASSISTS	
		10-19	20-29	30-39	40+	10-14	15+	10+	DBL-DBL
Kennedy Burke	38-3	2	--	--	--	--	--	--	--
Marquesha Davis	20-0	--	--	--	--	--	--	--	--
Ivana Dojkić	25-0	2	--	--	--	--	--	--	--
Leonie Fiebich	40-15	11	--	--	--	--	--	--	--
Sabrina Ionescu	38-38	22	12	2	--	--	--	3	3
Jonquel Jones	39-39	19	7	1	--	15	1	--	11
Betnijah Laney-Hamilton	28-25	14	3	--	--	1	--	--	--
Nyara Sabally	26-0	3	--	--	--	1	--	--	1
Jaylyn Sherrod	10-0	--	--	--	--	--	--	--	--
Breanna Stewart	38-38	21	10	6	--	12	4	--	16
Kayla Thornton	40-11	4	2	--	--	--	--	--	--
Courtney Vandersloot	31-31	8	--	--	--	--	--	2	1

2024 NEW YORK LIBERTY RECORDS

	RECORD	HOME	ROAD	OVERTIME
OVERALL	32-8	16-4	16-4	0-0
WESTERN CONF.	15-4	9-1	6-3	0-0
EASTERN CONF.	17-4	7-3	10-1	0-0
COMM. CUP	5-0 (+78)	2-0	3-0	0-0

2024 POSTSEASON STARTING LINEUPS

GAMES	FORWARD	FORWARD	CENTER	GUARD	GUARD	W-L	WIN PCT.
9	Betnijah Laney-Hamilton	Breanna Stewart	Jonquel Jones	Sabrina Ionescu	Leonie Fiebich	7-2	.778

BY MONTH	RECORD	HOME	ROAD
September	3-0	3-0	0-0
October	4-2	2-1	3-1

STARTER	RECORD	WINNING %
Sabrina Ionescu	7-2	.778
Jonquel Jones	7-2	.778
Betnijah Laney-Hamilton	7-2	.778
Breanna Stewart	7-2	.778
Leonie Fiebich	7-2	.778

2024 POSTSEASON WIN-LOSS MARGINS

Margin	1	2	3	4	5	6	7	8	9	10	11	12	13	14	15	16	17	18	19	20+
Games Won By	--	--	1	1	--	--	--	--	1	1	--	--	--	3	--	--	--	--	--	--
Games Lost By	--	1	--	--	--	--	--	--	--	--	--	--	--	1	--	--	--	--	--	--

2024 POSTSEASON LIBERTY BOX SCORE BREAKDOWN

PLAYER	G-GS	POINTS				REBOUNDS		ASSISTS	
		10-19	20-29	30-39	40+	10-14	15+	10+	DBL-DBL
Kennedy Burke	6-0	--	--	--	--	--	--	--	--
Marquesha Davis	1-0	--	--	--	--	--	--	--	--
Ivana Dojkić	2-0	--	--	--	--	--	--	--	--
Leonie Fiebich	9-9	4	1	--	--	--	--	--	--
Sabrina Ionescu	9-9	4	3	1	--	--	--	--	--
Jonquel Jones	9-9	7	1	--	--	3	--	--	3
Betnijah Laney-Hamilton	9-9	1	1	--	--	--	--	--	--
Nyara Sabally	7-0	--	--	--	--	--	--	--	--
Jaylyn Sherrod	2-0	--	--	--	--	--	--	--	--
Breanna Stewart	9-9	5	2	2	--	3	--	--	3
Kayla Thornton	9-0	--	--	--	--	--	--	--	--
Courtney Vandersloot	9-0	1	--	--	--	--	--	--	--

2024 NEW YORK LIBERTY POSTSEASON RECORDS

	RECORD	HOME	ROAD	OVERTIME
OVERALL	7-2	5-1	2-1	0-1
WESTERN CONF.	5-2	3-1	2-1	0-1
EASTERN CONF.	2-0	2-0	0-0	0-0

2024 LIBERTY / OPPONENT TEAM HIGHS & LOWS

Liberty Team Highs	Liberty Team Lows	CATEGORY	Liberty Opponent Highs	Opponent Team Lows
105 at DAL, 9/10/24	64 vs. CON, 8/24/24	**Points, Game**	99 at PHO, 6/18/24	61 at ATL, 6/6/24
35 at IND (4th), 5/16/24	6 at LVA (3rd), 10/4/24	**Points, Quarter**	33 at CHI (2nd), 6/4/24	8 vs. MIN (4th), 7/2/24 8 at LVA (2nd), 8/17/24
62 at ATL (1st), 6/23/24	26 vs. CON (2nd), 8/24/24	**Points, Half**	52 vs. MIN (1st), 9/15/24	24 vs. SEA (1st), 5/20/24 24 at LVA (2nd), 10/6/24
33 vs. IND, 5/18/24 33 vs. PHO 5/29/24	13 vs. ATL, 6/30/24	**Points, 1st Quarter**	31 at MIN, 5/25/24	9 at PHO, 8/26/24
33 vs. LAS, 6/22/24 33 at ATL, 6/23/24	9 vs. SEA, 5/20/24	**Points, 2nd Quarter**	33 at CHI 6/4/24	8 at LVA, 8/17/24
30 at PHO, 6/18/24 30 vs. LAS, 6/20/24	6 at LVA, 10/5/24	**Points, 3rd Quarter**	26 at DAL, 9/10/24	13 at LVA, 10/6/24
35 at IND, 5/16/24	9 at MIN, 5/25/24	**Points, 4th Quarter**	30 at PHO, 6/18/24	8 vs. MIN 7/2/24
62 at ATL, 6/23/24	30 vs. ATL, 9/19/24	**Points, First Half**	52 vs. MIN, 9/15/24	24 vs. SEA, 5/20/24
87 at DAL, 9/10/24	49 vs. ATL, 9/19/24	**Thru Three Quarters**	74 vs. MIN, 9/15/24	45 vs. SEA, 5/20/24
54 at IND, 5/16/24	26 vs. CON, 8/24/24	**Points, Second Half**	50 vs. CHI, 5/23/24	24 at LVA, 10/6/24
39 at LAS, 8/15/24	24 vs. CON, 8/24/24 24 vs. ATL, 9/19/24	**Field Goals Made**	38 at PHO, 6/18/24	21 at LVA, 10/6/24
90 vs. MIN 10/10/24	57 at CON, 7/10/24	**Field Goals Attempted**	80 vs. IND, 5/18/24	60, 4x (last: vs. MIN, 10/13/24)
.576 vs. IND, 6/2/24	.351 vs. DAL, 8/22/24	**Field Goal Percentage**	.551 at PHO, 6/18/24	.324 at CHI 6/4/24
18 at PHO, 6/18/24	3 vs. SEA, 5/20/24 3 at CON, 7/10/24	**3-Point Field Goals Made**	15 at PHO, 6/18/24 15 vs. LVA, 9/8/24	2, 5x (last: vs. CON, 8/24/24)
42 at PHO, 6/18/24 42 at IND, 7/6/24	13 at CON, 7/10/24	**3-Point Field Goals Attempted**	34 at LVA, 6/15/24	7 at CHI 6/4/24
.565 vs. CHI, 7/11/24	.130 vs. SEA, 5/20/24	**3-Point Field Goal Percentage—(Min. 10 Att.)**	.500, 3x (last: vs. MIN, 9/15/24)	.111 vs. CON, 7/16/24
23 vs. WAS 5/31/24	8 at MIN, 5/25/24 8 vs. LAS, 6/22/24	**Free Throws Made**	25 at CHI 6/4/24	3 at PHO, 8/26/24
31 vs. WAS 5/31/24	9 vs. LAS, 6/22/24	**Free Throws Attempted**	28 at CHI 6/4/24	4 at CHI, 7/13/24 4 at PHO, 8/26/24
1.000 at MIN, 10/16/24	.625 at IND, 7/6/24	**Free Throw Percentage**	1.000, 3x (last: vs. LVA, 9/8/24)	.571 vs. CHI, 7/11/24
20 vs. MIN 10/10/24	0 at CON, 6/8/24	**Offensive Rebounds**	14 at ATL, 6/23/24	2 at LVA, 6/15/24 2 vs. LVA, 9/8/24
35 vs. MIN 7/2/24 35 at LVA, 10/6/24	19 vs. ATL, 9/19/24	**Defensive Rebounds**	34 at IND, 7/6/24	11 at SEA, 8/30/24
48 at LVA, 10/6/24	28, 4x (last: vs. ATL, 9/19/24)	**Total Rebounds**	42 at CHI 6/4/24	17 at SEA, 8/30/24
33 at DAL, 9/10/24	14 at LVA, 10/6/24	**Assists**	26, 3x (last: vs. MIN, 9/15/24)	13 at IND, 5/16/24
25 at WAS, 9/17/24	9 at LVA, 6/15/24 9 vs. CHI, 7/11/24	**Personal Fouls**	27 vs. WAS 5/31/24	10 at LAS, 8/15/24 10 vs. SEA, 9/5/24
14 at PHO, 6/18/24	4. 3x (last: vs. LVA 10/1/24)	**Steals**	12 at LAS, 8/28/24 12 at MIN, 10/16/24	1 at CON, 7/10/24
21 vs. WAS, 6/9/24 21 vs. CON, 7/16/24	5 vs. ATL, 6/30/24 5 at CHI, 7/13/24	**Turnovers**	22 at PHO, 8/26/24	5 at SEA, 8/30/24
28 at PHO, 8/26/24	6 at LVA, 10/5/24	**Points off Turnovers**	29 at LAS, 8/28/24	2 at CHI, 7/13/24
10 vs. SEA, 9/5/24	1, 3x (last: at IND, 7/6/24)	**Blocked Shots**	9 vs. MIN 10/10/24	0 vs. MIN, 10/13/24
50 at WAS, 9/17/24	24 vs. ATL, 9/19/24	**Points in the Paint**	56 vs. CHI, 7/11/24	16 vs. LVA, 9/8/24
29 at IND, 5/16/24	2, 4x (last: vs. CHI, 7/11/24)	**Second Chance Points**	18 at ATL, 6/23/24 18 vs. LVA 10/1/24	1 at WAS, 5/14/24
30 at DAL, 9/12/24	4, 4x (last: at LVA, 10/6/24)	**Fastbreak Points**	21 at PHO, 8/26/24	2, 5x (last: vs. SEA, 9/5/24)
98 vs. LAS, 6/22/24	35 vs. ATL, 9/19/24	**Starter Points**	83 at PHO, 6/18/24	40, 3x (last: vs. LAS 6/20/24)
40 at WAS, 9/17/24	0 vs. LAS, 6/22/24	**Bench Points**	46 vs. WAS, 6/9/24	4, 3x (last: vs. SEA, 9/5/24)
40 (80-40) at LAS, 8/15/24	--	**Largest Lead/Largest Deficit**	-26 (48-74) vs. MIN, 9/15/24	--
19 (29-10) at LAS, 8/15/24	--	**Largest Lead / Largest Deficit after 1st Q**	-14 (17-31) at MIN, 5/25/24	--
29 (57-28) at LAS, 8/15/24	--	**Largest Lead / Largest Deficit At Halftime**	-13 (39-52) vs. MIN, 9/15/24	--
34 (82-48) at LAS, 8/15/24	--	**Largest Lead / Largest Deficit Through 3rd Q**	-24 (50-74) vs. MIN, 9/15/24	--
16 vs. ATL, 6/30/24	--	**Biggest Comeback/Blown Lead**	18 vs. MIN 10/10/24	--
36 (102-66) at IND, 5/16/24 36 (104-68) vs. IND, 6/2/24	--	**Largest Victory/Largest Defeat**	17 (67-84) at MIN, 5/25/24	--

2024 LIBERTY / OPPONENT INDIVIDUAL HIGHS

Liberty		Opponents
38 – Breanna Stewart vs. MIN, 9/15/24	**Points, Game**	26 – Skylar Diggins-Smith at SEA, 8/30/24
19 – Breanna Stewart (2nd) vs. LAS, 6/22/24	**Points, Quarter**	14 – Kelsey Plum (2nd) at LVA, 6/15/24
24 – Breanna Stewart (1st) vs. LAS, 6/22/24	**Points, Half**	18 – Brittney Griner (2nd) at PHO, 8/26/24
--	**Points, OT**	--
16 – Kayla Thornton vs. CHI, 7/11/24 16 – Kayla Thornton at LAS, 8/15/24 16 – Leonie Fiebich at DAL, 9/10/24	**Bench Points**	21 – Jade Melbourne vs. WAS, 6/9/24
14 – Breanna Stewart at CHI, 6/4/24	**Field Goals Made**	11 – Brittney Griner at PHO, 8/26/24 11 – Skylar Diggins-Smith at SEA, 8/30/24
27 – Breanna Stewart vs. MIN, 9/15/24	**Field Goals Attempted**	22 – Napheesa Collier at MIN, 10/16/24
.750 (12-of-16) – Jonquel Jones at LVA, 6/15/24	**FG Pct. (Min. 10 Att.)**	.700 (7-of-10) – Bridget Carleton vs. MIN, 9/15/24
6 – Sabrina Ionescu vs. LAS, 6/20/24 6 – Kayla Thornton vs. LAS, 6/22/24 6 – Sabrina Ionescu vs. CON, 7/16/24	**3-Point FG Made**	5 – Rebecca Allen at PHO, 6/28/24 5 – Satou Sabally vs. DAL, 8/20/24 5 – Kelsey Plum vs. LVA, 9/8/24 5 – Bridget Carleton vs. MIN, 9/15/24 5 – Kayla McBride at MIN, 10/16/24
14 – Sabrina Ionescu at PHO, 6/28/24 14– Sabrina Ionescu at LAS, 8/28/24	**3-Point FG Attempted**	12 – Caitlin Clark at IND, 7/6/24
.857 (6-of-7) – Kayla Thornton vs. LAS, 6/22/24	**3-Point Pct. (Min. 5 Att.)**	.800 (4-of-5) – Marina Mabrey vs. CHI, 7/11/24
11 – Breanna Stewart vs. MIN, 9/15/24	**Free Throws Made**	12 – Rae Burrell at LAS, 8/15/24
13 – Breanna Stewart vs. MIN, 9/15/24	**Free Throws Att.**	13 – Rae Burrell at LAS, 8/15/24
1.000 (10-of-10) – Sabrina Ionescu vs. CON, 7/16/24 1.000 (10-of-10) – Breanna Stewart at MIN, 10/16/24	**FT Pct. (Min. 10 Att.)**	.923 (12-of-13) – Rae Burrell at LAS, 8/15/24
7 – Jonquel Jones at LVA, 8/17/24	**Offensive Rebounds**	6 – Angel Reese at CHI, 7/13/24
14 – Breanna Stewart vs. MIN, 7/2/24 14 – Breanna Stewart vs. CON, 8/24/24	**Defensive Rebounds**	14 – A'ja Wilson at LVA, 10/5/24
18 – Breanna Stewart vs. MIN, 9/15/24	**Total Rebounds**	16 – Angel Reese at CHI, 7/13/24
9 – Breanna Stewart (4th) vs. MIN, 9/15/24	**Rebounds, Quarter**	7 – Napheesa Collier (3rd) vs. MIN, 9/15/24 7 – A'ja Wilson (2nd) at LVA, 10/5/24
14 – Breanna Stewart (2nd) vs. MIN, 9/15/24	**Rebounds, Half**	11 – Angel Reese (2nd) at CHI, 7/13/24
12 – Sabrina Ionescu at LVA, 6/15/24	**Assists**	13 – Caitlin Clark at IND, 7/6/24
5 – Sabrina Ionescu (1st) vs. SEA, 5/20/24 5 – Sabrina Ionescu (1st) vs. PHO, 5/29/24 5 – Breanna Stewart (3rd) vs. IND, 6/2/24 5 – Sabrina Ionescu (2nd) vs. LAS, 6/20/24 5 – Sabrina Ionescu (2nd) vs. LAS, 6/22/24 5 – Courtney Vandersloot (3rd) at LAS, 8/28/24 5 – Sabrina Ionescu (4th) vs. MIN, 9/15/24 5 – Breanna Stewart (2nd) vs. LVA, 10/1/24 5 – Breanna Stewart (1st) vs. MIN, 10/13/24	**Assists, Quarter**	4 – Marina Mabrey (3rd) vs. CHI, 5/23/24 4 – Rhyne Howard (2nd) at ATL, 6/6/24 4 – Myisha Hines-Allen (3rd) vs. WAS, 6/9/24 4 – Jordin Canada (1st) vs. ATL, 6/30/24 4 – Alanna Smith (2nd) vs. MIN, 7/2/24 4 – Caitlin Clark (2nd) at IND, 7/6/24 4 – Alyssa Thomas (1st) vs. CON, 7/16/24 4 – Arike Ogunbowale (3rd) vs. DAL, 8/22/24 4 – Alyssa Thomas (1st) vs. CON, 8/24/24 4 – Skylar Diggins-Smith (2nd) at SEA, 8/30/24 4 – Courtney Williams (1st) vs. MIN, 9/15/24
7 – Sabrina Ionescu (1st) vs. PHO, 5/29/24 7 – Sabrina Ionescu (1st) at LVA, 6/15/24 7 – Sabrina Ionescu (1st) vs. LAS, 6/22/24 7 – Sabrina Ionescu (1st) at ATL, 6/23/24 7 – Courtney Vandersloot (2nd) at LAS, 8/28/24 7 – Sabrina Ionescu (1st) at DAL, 9/10/24	**Assists, Half**	7 – Caitlin Clark (1st) at IND, 7/6/24
7 – Breanna Stewart vs. MIN, 10/13/24	**Steals**	5 – DiJonai Carrington vs. CON, 7/16/24 5 – Napheesa Collier at MIN, 10/16/24
8 – Sabrina Ionescu vs. WAS, 6/9/24	**Turnovers**	8 – Caitlin Clark vs. IND, 5/18/24
6 – Breanna Stewart vs. LAS, 6/22/24	**Blocked Shots**	6 – Napheesa Collier vs. MIN, 10/10/24
+43 – Betnijah Laney-Hamilton at IND, 5/16/24	**Plus/Minus**	+23 – Kayla McBride at MIN, 5/25/24
43:05 – Breanna Stewart vs. MIN, 10/10/24	**Minutes Played**	43:13 –Napheesa Collier vs. MIN, 10/10/24

LAST TIME IN THE REGULAR SEASON…

LAST TIME A LIBERTY OR AN OPPONENT INDIVIDUAL HAD…		
	LIBERTY	**OPPONENTS**
30-39 points	38 – Breanna Stewart vs. MIN, 9/15/24	30 – Layshia Clarendon vs. LAS, 9/7/23
40+ points	40 – Breanna Stewart at DAL, 9/5/23	53 – Liz Cambage at DAL, 7/17/18
15-19 rebounds	18 – Breanna Stewart vs. MIN, 9/15/24	16 – Angel Reese at CHI, 7/13/24
20+ rebounds	21 – Amanda Zahui B. vs. LVA, 8/29/20	21 – Sylvia Fowles vs. CHI, 7/11/10
15+ defensive rebounds	21 – Amanda Zahui B. vs. LVA, 8/29/20	16 – Jonquel Jones vs. CON, 7/11/21
5-7 blocks	5 – Jonquel Jones vs. SEA, 9/5/24	5 – Shakira Austin at WAS, 5/14/24
8+ blocks	8 – Kiah Stokes vs. CON, 7/16/15	--
5-7 steals	5 – Breanna Stewart at PHO, 6/18/24	5 – DiJonai Carrington vs. CON, 7/16/24
8+ steals	8 – Teresa Weatherspoon vs. CHA, 7/10/97	8 – Sancho Lyttle at ATL (2OT), 6/22/16
15+ assists	16 – Sabrina Ionescu vs. PHO, 7/31/22	16 – Courtney Vandersloot at CHI, 5/23/21
10-14 field goals made	12 – Breanna Stewart vs. MIN, 9/15/24	11 – Skylar Diggins-Smith at SEA, 8/30/24
15+ field goals made	15 – Breanna Stewart at IND, 8/13/23	17 – Liz Cambage at DAL, 7/17/18
25+ field goals attempted	27 – Breanna Stewart vs. MIN, 9/15/24	26 – Diamond DeShields at PHO, 8/6/22
7+ 3-pointers made	7 – Sabrina Ionescu vs. MIN, 7/28/23	7 – Jewell Loyd vs. SEA, 8/20/21
10+ 3-pointers attempted	12 – Sabrina Ionescu vs. MIN, 9/15/24	10 – Kelsey Plum vs. LVA, 9/8/24
15+ free throws made	15 – Kia Nurse at LAS, 6/15/19	15 – Breanna Stewart at SEA (OT), 5/27/22
15+ free throws attempted	16 – Breanna Stewart vs. ATL, 7/27/23	15 – A'ja Wilson at LVA, 7/6/22
10+ turnovers	10 – Becky Hammon at LAS (OT), 6/29/04	11 – Diana Taurasi at PHO, 7/3/10
Triple-Double	Sabrina Ionescu vs. SEA, 7/25/23 (12 pts, 12 rebs, 12 asts)	Caitlin Clark at IND, 7/6/24 (19 pts, 13 asts, 12 rebs)
30/10 Game (PTS/REBS)	Breanna Stewart vs. MIN, 9/15/24 (38 pts, 18 rebs)	DeWanna Bonner at CON (OT), 8/24/23 (30 pts, 12 rebs)
20/15 Game (PTS/REBS)	Breanna Stewart vs. MIN, 9/15/24 (38 pts, 18 rebs)	Tina Charles vs. WAS, 7/3/21 (31 pts, 16 rebs)
20/10 Game (PTS/ASTS)	Sabrina Ionescu at ATL, 6/23/24 (26 pts, 11 asts)	Alyssa Thomas at CON (OT), 8/24/23 (22 pts, 12 asts)
Win/Loss at Buzzer	Shavonte Zellous at CON, 7/11/18	Brittney Sykes vs. WAS, 9/10/23

LAST TIME THE LIBERTY…	
Won by 20-29 pts	20 (94-74) vs. DAL, 8/20/24
Won by 30+ pts	32 (99-67) at DAL, 9/12/24
Lost by 20-29 pts	27 (65-92) vs. CON, 5/17/22
Lost by 30+ pts	34 (74-108) vs. LVA, 7/14/22
Won 5-9 straight	5, 8/30/24 – 9/12/24
Won 10+ straight	10, 8/8/17 – 9/3/17
Lost 5-9 straight	5, 7/7/22 – 7/21/22
Lost 10+ straight	17, 7/17/18 – 6/7/19
Scored 30+ in a quarter	30 (2nd) at DAL, 9/10/24
Scored 100+ pts in a game	105 at DAL, 9/10/24
Came back from 20+ pts to win	20 at CON, 8/24/23

2024 LIBERTY RECORDS WHEN…

Category	Home	Road	Overall	Category	Home	Road	Overall
Led after the 1st quarter	11-1	14-1	25-2	Liberty score less than 70	0-2	0-1	0-3
Trailed after the 1st quarter	5-2	2-3	7-5	Liberty score 70-79	5-1	3-1	8-2
Tied after the 1st quarter	0-1	--	0-1	Liberty score 80-89	3-1	6-1	9-2
	Home	**Road**	**Overall**	Liberty score 90-99	7-0	4-1	11-1
Led after the 2nd quarter	12-0	12-0	24-0	Liberty score 100-109	1-0	3-0	4-0
Trailed after the 2nd quarter	2-4	2-4	4-8	Liberty score 110+	--	--	--
Tied after the 2nd quarter	2-0	2-0	4-0		**Home**	**Road**	**Overall**
	Home	**Road**	**Overall**	Opp. scores less than 70	3-0	7-0	10-0
Led after the 3rd quarter	14-0	13-2	27-2	Opp. scores 70-79	9-2	5-0	14-2
Trailed after the 3rd quarter	1-4	3-2	4-6	Opp. scores 80-89	4-1	3-2	7-3
Tied after the 3rd quarter	1-0	--	1-0	Opp. scores 90-99	0-1	1-2	1-3
	Home	**Road**	**Overall**	Opp. scores 100-109	--	--	--
Shot equal/higher FG %	8-0	14-0	22-0	Opp. scores 110+	--	--	--
Shot a lower FG % than opp.	8-4	2-4	10-8		**Home**	**Road**	**Overall**
Shot 50% or better	2-0	5-1	7-1	Outscored opp. bench	7-1	9-0	16-1
Shot between 40-49.9%	9-2	9-2	18-4	Outscored by opp. bench	9-3	7-4	16-7
Shot under 40%	5-2	1-1	6-3	Equal bench points	--	--	--
	Home	**Road**	**Overall**		**Home**	**Road**	**Overall**
Opponent shot 50% or better	1-2	0-2	1-4	Equal or more second chance points	9-1	9-4	17-5
Opponent shot 40-49.9%	10-2	7-2	16-4	Opp. records more second chance points	8-3	7-0	15-3
Opponent shot under 40%	5-0	10-0	15-0		**Home**	**Road**	**Overall**
	Home	**Road**	**Overall**	Equal or more fastbreak points	11-2	10-3	21-5
Attempted equal/more FG	10-1	8-3	18-4	Opp. records more fastbreak points	5-2	6-1	11-3
Attempted fewer FG than opp.	6-3	8-1	14-4		**Home**	**Road**	**Overall**
Made equal/more 3PT	11-3	12-3	23-6	Equal or more points in the paint	6-1	12-1	18-2
Made fewer 3PT than opp.	5-1	4-1	9-2	Opp. records more points in the paint	10-3	3-3	13-6
Attempted equal or more FT	13-3	9-3	22-6		**Home**	**Road**	**Overall**
Attempted fewer FT than opp.	3-1	7-1	10-2	Explorer Jersey (Black)	7-0	3-1	10-1
	Home	**Road**	**Overall**	Heroine Jersey (White)	4-3	7-3	11-6
Equal or more rebounds	11-1	12-2	23-3	Rebel Jersey (Seafoam)	5-1	6-0	11-1
Opponent out-rebounds	5-3	4-2	9-5		**Home**	**Road**	**Overall**
Equal or more assists	12-1	14-3	26-4	Televised on ABC	1-0	3-0	4-0
Opponent records more assists	4-3	2-1	6-4	Televised on CBS	--	1-2	1-2
Equal or more turnovers	9-3	8-2	17-5	Televised on CBS Sports Network	1-0	1-1	2-1
Opponent records more turnovers	7-1	8-2	15-3	Televised on ESPN	3-0	1-0	4-0
				Televised on FOX 5	4-0	1-1	5-1
				Televised on ION	1-0	1-0	2-0
				Televised on My9	6-3	8-0	14-3
				Televised on Prime Video	5-1	2-0	6-1

TRANSACTIONS – SINCE THE END OF THE 2023 SEASON

Jan. 11, 2024	Extended a Core qualifying offer to Breanna Stewart.
Jan. 11, 2024	Extended a Reserved qualifying offer to Marine Johannès.
Feb. 1, 2024	Signed Leonie Fiebich to a rookie scale contract.
Feb. 1, 2024	Signed Okako Adika to a rookie scale contract.
Feb. 1, 2024	Signed Stephanie Mawuli to a training camp contract.
Feb. 1, 2024	Signed Ivana Dojkić to a training camp contract.
Feb. 5, 2024	Signed Brianna Fraser to a training camp contract.
Feb. 15, 2024	Signed Morgan Green to a training camp contract.
Feb. 16, 2024	Re-signed Jonquel Jones.
Feb. 20, 2024	Signed Kennedy Burke.
Feb. 26, 2024	Re-signed Breanna Stewart to a Core contract.
Mar. 14, 2024	Acquired the player rights to Rebekah Gardner from Chicago in exchange for second round draft picks in 2025 and 2026.
Mar. 18, 2024	Signed Ana Tadić to a rookie scale contract.
Apr. 15, 2024	Drafted Marquesha Davis 11th overall.
Apr. 15, 2024	Drafted Esmery Martinez 17th overall.
Apr. 15, 2024	Drafted Jessika Carter 23rd overall.
Apr. 15, 2024	Drafted Kaitlyn Davis 35th overall.
Apr. 16, 2024	Signed Jaylyn Sherrod.
Apr. 17, 2024	Waived Morgan Green.
Apr. 17, 2024	Signed Marquesha Davis.
Apr. 17, 2024	Signed Esmery Martinez.
Apr. 17, 2024	Signed Jessika Carter.
Apr. 17, 2024	Signed Rita Igbokwe.
Apr. 25, 2024	Waived Ana Tadić.
May 11, 2024	Waived Okako Adika.
May 11, 2024	Waived Rita Igbokwe.
May 11, 2024	Waived Brianna Fraser.
May 11, 2024	Waived Jessika Carter.
May 11, 2024	Waived Stephanie Mawuli.
May 13, 2024	Waived Esmery Martinez.
May 13, 2024	Waived Jaylyn Sherrod.
July 6, 2024	Signed Jaylyn Sherrod to a seven-day contract.
July 13, 2024	Signed Jaylyn Sherrod to a seven-day contract.
August 17, 2024	Signed Jaylyn Sherrod to a seven-day contract.
August 24, 2024	Signed Jaylyn Sherrod to a rest-of-season contract.

HOW THE LIBERTY WERE BUILT

DRAFT (3):

Sabrina Ionescu: 2020 WNBA Draft – 1st overall pick (first round) on **April 17, 2020**; signed a rookie scale contract on **April 26, 2020**; signed a multi-year extension on **May 14, 2023.**

Nyara Sabally: 2022 WNBA Draft – 5th overall pick (first round) on **April 11, 2022**; signed a rookie scale contract on **Feb 28, 2023.**

Marquesha Davis: 2024 WNBA Draft – 11th overall pick (first round) on **April 15, 2024**; signed a rookie scale contract on **April 17, 2024.**

TRADE (3):

Jonquel Jones: From Connecticut along with Kayla Thornton in exchange for Natasha Howard, Crystal Dangerfield, Rebecca Allen, and a first-round draft pick in 2023 on **January 16, 2023**; signed an extension on **February 16, 2024.**

Kayla Thornton: From Dallas along with Jonquel Jones in exchange for Natasha Howard, Crystal Dangerfield, Rebecca Allen, and a first-round draft pick in 2023 on **January 16, 2023**; signed an extension on **September 1, 2023.**

Leonie Fiebich: Rights from Chicago along with a second-round draft pick in 2024 and a first round pick swap with Phoenix in 2025 in exchange for Michaela Onyenwere on **February 11, 2023;** signed a rookie scale contract on **February 1, 2024.**

FREE AGENCY (6):

Betnijah Laney-Hamilton: Signed as a free agent on **February 2, 2021;** signed a multi-year extension on **September 9, 2023**.

Breanna Stewart: Signed as a free agent on **February 8, 2023;** signed an extension on **February 26, 2024**.

Courtney Vandersloot: Signed as a free agent **February 8, 2023.**

Ivana Dojkić: Signed as a free agent on **February 1, 2024.**

Kennedy Burke: Signed as a free agent on **February 20, 2024.**

Jaylyn Sherrod: Signed as a free agent on **July 6, 2024.**



SANDY BRONDELLO

NEW YORK LIBERTY HEAD COACH
3RD SEASON WITH NEW YORK | 12TH SEASON | NO. 6 ALL-TIME IN WINS

Veteran WNBA coach, player, and former Australian Olympian Sandy Brondello (braun-DELL-oh) was named the ninth head coach in Liberty franchise history on January 7, 2022. Brondello joined New York after an eight-year head coaching tenure with the Phoenix Mercury where she led the team to a playoff appearance in each of her eight seasons. After the 2023 season, Brondello holds an overall regular season record of 212-156 (.576) over her 11 combined seasons at the helm of the Liberty, Mercury and San Antonio Silver Stars, making her the seventh-winningest coach in WNBA history.

Additionally, Brondello has compiled a 31-27 postseason record throughout her head coaching career, ranking her as the fourth-winningest coach in league postseason history. In 2014, Sandy was named the WNBA Coach of the Year after she led Phoenix to a WNBA regular season-record 29 wins and capped the season with a WNBA Championship. In 2023, Brondello led the Liberty to the Commissioner's Cup Championship and first WNBA Finals appearance since 2002.

A 19-year veteran of the WNBA coaching ranks, Brondello has been affiliated with the league for 24 of its 27 seasons, including her time as a player. A proven winner internationally and in the WNBA, her 19 total years as an assistant coach and head coach have featured 16 playoff appearances, highlighted by a perfect 11-for-11 in postseason berths as a head coach.

In those 11 postseasons, Sandy led her teams to eight Semifinals round berths (formerly conference finals) and three WNBA Finals appearances in 2014, 2021, and 2023. Prior to her time with the Mercury, Brondello served as lead assistant coach for the Los Angeles Sparks (2011-13) under 2012 WNBA Coach of the Year Carol Ross. Brondello led the San Antonio Silver Stars to a 2010 playoff berth in her debut season at the helm following five seasons on the Silver Stars bench as an assistant under Dan Hughes (2005-09), the fifth-winningest coach in league history.

A 2010 inductee into the Australian Basketball Hall of Fame, Brondello was named the 11th head coach for the Australian Women's National Basketball team on April 17, 2017. Most recently, Brondello led the Australian National Team to a Bronze Medal in the 2024 Paris Summer Olympics. In addition to her work internationally with the Australian Women's National Basketball team, Brondello previously served as an assistant coach with UMMC Ekaterinburg in Russia from 2012-2017.

Brondello finished a stellar 17-year professional playing career with a five-year run in the WNBA in which she played for Detroit (1998-99), Miami (2001-02) and Seattle (2003), and was named a 1999 WNBA All-Star. She began her career with the Women's National Basketball League (WNBL) in Australia (1986-96), and was named the league MVP in 1995. The 5-7 guard was a 10-time German Cup champion while playing with BTV Wuppertal (1992-2002), a three-time European Cup All-Star selection (1994, 1996, 1997), and the 1996 European Cup MVP when she led her team to the title.

An 18-year member of the Australian National Team, Brondello is a four-time Olympian, a two-time silver medalist (2000, 2004) and was named the 1992 Australian International Player of the Year.

Brondello is married to Liberty assistant coach, Olaf Lange, and the couple have two children, Brody and Jayda.

ASSISTANT COACHES



Olaf Lange
Assistant Coach



Roneeka Hodges
Assistant Coach



Zach O'Brien
Assistant Coach



Terri Acosta
Head Athletic Trainer

#2 – KENNEDY BURKE

GUARD-FORWARD · 6-1 · UCLA · 02/14/97 · 4 YEARS PRO



Quick Facts:

- Selected 22nd overall by Indiana in the 2019 WNBA Draft and acquired by Seattle in a draft day trade.
- Has played four WNBA seasons with Indiana, Seattle, and Washington and holds career averages of 4.9 ppg and 1.5 rpg in 13.3 mpg over 92 career games (22 starts) at the start of her Liberty tenure.
- In 16 games played (four starts) with Washington in 2022, averaged 5.4 ppg and 2.2 rpg in 13.9 mpg.
- Won MVP of the French LFB in each of the last two seasons and was also selected to the 2024 All-EuroLeague Second Team.

	REGULAR SEASON CAREER HIGHS	POSTSEASON CAREER HIGHS
PTS	**23,** IND vs. SEA 8/20/20	**4,** NYL at LVA 10/4/24
FGM	**7,** 2x (last: IND vs. SEA 8/20/20)	**1,** 2x (last: NYL at LVA 10/4/24)
FGA	**13,** IND vs. SEA 8/20/20	**4,** NYL at LVA 10/6/24
3FGM	**4,** IND vs. PHO 6/9/19	**1,** NYL at LVA 10/4/24
3FGA	**6,** 3x (last: NYL at CHI 7/13/24)	**2,** 2x (last: NYL at LVA 10/4/24)
FTM	**7,** IND vs. LAS 8/29/19	**1,** NYL at LVA 10/4/24
FTA	**9,** IND vs. SEA 8/20/20	**2,** 2x (last: NYL at LVA 10/4/24)
OREB	**4,** 2x (last: IND vs. DAL 7/31/20)	**3,** NYL at LVA 10/6/24
DREB	**5,** 2x (last: IND vs. CON 9/8/19)	**2,** 2x (last: NYL at LVA 10/6/24)
TREB	**6,** 2x (last: WAS vs. CHI 5/22/22)	**5,** NYL at LVA 10/6/24
ASTS	**4,** 4x (last: NYL at LAS 8/15/24	**1,** 3x (last: NYL at LVA 10/4/24)
STLS	**4,** NYL vs. CON 7/16/24	**1,** NYL at LVA 10/4/24
BLKS	**4,** IND at LAS 8/22/19	**1,** NYL vs. ATL 9/22/24
MINS	**34,** IND at LAS 8/22/19	**13,** NYL at LVA 10/6/24

2024 POSTSEASON AVERAGES: 1.0 PPG 1.7 RPG 0.5 APG 0.2 SPG 0.2 BPG 7.0 MPG

LAST FIVE GAMES

GAME	MIN	FG	3FG	FT	OREB	DREB	TREB	AST	PF	STL	TOV	BLK	+/-	PTS
10/16 at MIN	DNP – Coach's Decision													
10/13 vs. MIN	DNP – Coach's Decision													
10/10 vs. MIN	1:55	0-0	0-0	0-0	0	1	1	0	0	0	0	0	3	0
10/6 at LVA	13:03	0-4	0-1	0-0	3	2	5	0	1	0	1	0	-8	0
10/4 at LVA	8:15	1-2	1-2	1-2	0	2	2	1	0	1	0	0	4	4

#1 – MARQUESHA DAVIS

GUARD · 6-0 · MISSISSIPPI · 05/29/01 · ROOKIE



Quick Facts:

- Selected 11th overall in the 2024 WNBA Draft by New York.
- In 33 games last season with Ole Miss, averaged 14.0 ppg, 4.7 rpg, 1.2 apg and 1.5 spg over 27.2 mpg.
- Played five NCAA seasons with Arkansas and Ole Miss and finished her collegiate career with averages of 8.7 ppg, 3.6 rpg, 0.7 apg, and 1.0 spg.
- Earned All-SEC First Team honors in 2023-24.
- Led the SEC with 3.5 points per game from short jump shots (within 17 ft) in 2023, and was one of two SEC players to average multiple two-point field goals made in transition per game.

	REGULAR SEASON CAREER HIGHS	POSTSEASON CAREER HIGHS
PTS	**9**, NYL at ATL 6/23/24	**3**, NYL at LVA 10/4/24
FGM	**4**, NYL at ATL 6/23/24	**1**, NYL at LVA 10/4/24
FGA	**8**, NYL at ATL 6/23/24	**2**, NYL at LVA 10/4/24
3FGM	**1**, NYL at ATL 6/23/24	**1**, NYL at LVA 10/4/24
3FGA	**1**, NYL at ATL 6/23/24	**1**, NYL at LVA 10/4/24
FTM	**2**, 2x (last: NYL at DAL 9/12/24)	--
FTA	**2**, 3x (last: NYL at DAL 9/12/24)	--
OREB	**1**, 2x (last: NYL vs. ATL 9/19/24)	**2**, NYL at LVA 10/4/24
DREB	**2**, NYL vs. IND 6/2/24	--
TREB	**2**, 3x (last: NYL vs. ATL 9/19/24)	**2**, NYL at LVA 10/4/24
ASTS	**1**, 4x (last: NYL vs. ATL 9/19/24)	**2**, NYL at LVA 10/4/24
STLS	**2**, NYL vs. IND 6/2/24	--
BLKS	**1**, 4x (last: NYL vs. ATL 9/19/24)	--
MINS	**14**, NYL vs. ATL 9/19/24	**3**, NYL at LVA 10/4/24

2024 POSTSEASON AVERAGES: 3.0 PPG 2.0 RPG 2.0 APG 0.0 SPG 0.0 BPG 3.3 MPG

LAST FIVE GAMES

GAME	MIN	FG	3FG	FT	OREB	DREB	TREB	AST	PF	STL	TOV	BLK	+/-	PTS
10/16 at MIN	DNP – Coach's Decision													
10/13 vs. MIN	DNP – Coach's Decision													
10/10 vs. MIN	DNP – Coach's Decision													
10/6 at LVA	DNP – Coach's Decision													
10/4 at LVA	3:15	1-2	1-1	0-0	2	0	2	2	0	0	0	0	8	3

#18 – IVANA DOJKIĆ

GUARD · 5-11 · CROATIA · 12/24/97 · 1 YEAR PRO



Quick Facts:

- Started her WNBA career with the Seattle Storm in 2023.
- Averaged 6.5 ppg, 1.7 rpg, 2.8 apg, and 0.8 rpg in her rookie season.
- One of 13 players to shoot 40% or better from beyond the arc while averaging at least one three-pointer made per game in 2023.
- Hit multiple three-pointers in seven of her 23 games last season.
- Has represented Croatia in international competition and averaged 20.3 ppg in the 2021 EuroBasket Tournament.

	REGULAR SEASON CAREER HIGHS	POSTSEASON CAREER HIGHS
PTS	**16,** SEA at LVA 6/15/23	**3,** NYL at LVA 10/4/24
FGM	**6,** SEA at LVA 6/15/23	**1,** NYL at LVA 10/4/24
FGA	**14,** SEA at LVA 6/15/23	**1,** 2x (last: NYL at LVA 10/4/24)
3FGM	**3,** 3x (last: NYL vs. LAS 6/20/24)	**1,** NYL at LVA 10/4/24
3FGA	**7,** SEA at LVA 6/15/23	**1,** NYL at LVA 10/4/24
FTM	**7,** SEA at DAL 6/17/23	--
FTA	**9,** SEA at DAL 6/17/23	--
OREB	**2,** 4x (last: NYL at PHO 6/18/24)	--
DREB	**6,** SEA vs. MIN 6/29/23 (OT)	--
TREB	**6,** SEA vs. MIN 6/29/23 (OT)	--
ASTS	**10,** SEA vs. MIN 6/29/23 (OT)	--
STLS	**2**, 6x (last: NYL at LAS 8/15/24)	--
BLKS	**1,** 5x (last: NYL vs. CHI 5/23/24)	--
MINS	**39,** SEA vs. MIN 6/29/23 (OT)	**5,** NYL at LVA 10/4/24

2024 POSTSEASON AVERAGES: 1.5 PPG 0.0 RPG 0.0 APG 0.0 SPG 0.0 BPG 4.2 MPG

LAST FIVE GAMES

GAME	MIN	FG	3FG	FT	OREB	DREB	TREB	AST	PF	STL	TOV	BLK	+/-	PTS
10/16 at MIN	DNP – Coach's Decision													
10/13 vs. MIN	DNP – Coach's Decision													
10/10 vs. MIN	DNP – Coach's Decision													
10/6 at LVA	DNP – Coach's Decision													
10/4 at LVA	5:24	1-1	1-1	0-0	0	0	0	0	0	0	0	0	9	3

#13 – LEONIE FIEBICH

FORWARD · 6-4 · GERMANY · 01/10/00 · ROOKIE



Quick Facts:

- Selected 22nd overall by Chicago in the 2020 WNBA Draft; acquired by the Liberty in a four-team trade on 2/11/23.
- Averaged 11.5 ppg, 5.2 rpg, 2.1 apg and 1.0 spg in 27.0 mpg over 37 games during the 2023-24 LF Endesa season with Zaragoza.
- Named LF Endesa MVP during the 2023-24 Spanish League season.
- Selected to 2024 All-EuroLeague First Team.
- Led Germany in minutes per game (33.3 mpg) and tied for the fourth-highest steals average in Paris (2.5 spg) at the 2024 Paris Summer Olympics.

	REGULAR SEASON CAREER HIGHS	POSTSEASON CAREER HIGHS
PTS	**16,** 2x (last: NYL at DAL 9/10/24)	**21,** NYL vs. ATL 9/22/24
FGM	**6**, 2x (last: NYL at WAS 9/17/24)	**7,** NYL vs. ATL 9/22/24
FGA	**13**, NYL vs. DAL 8/22/24	**14,** NYL vs. MIN 10/10/24
3FGM	**4**, 4x (last: NYL at SEA 8/30/24)	**5,** NYL vs. MIN 10/10/24
3FGA	**9**, NYL vs. DAL 8/22/24	**9,** NYL vs. MIN 10/10/24
FTM	**4**, NYL vs. CON 7/16/24	**3,** NYL vs. ATL 9/22/24
FTA	**4**, 2x (last: NYL at DAL 9/10/24)	**3,** NYL vs. ATL 9/22/24
OREB	**5**, NYL at ATL 6/6/24	**3,** NYL vs. MIN 10/10/24
DREB	**7**, NYL vs. LAS 6/20/24	**6,** NYL at LVA 10/6/24
TREB	**9**, 2x (last: NYL vs. LAS 6/20/24)	**7,** NYL at LVA 10/6/24
ASTS	**5,** 4x (last: NYL at CON 7/10/24)	**4,** 2x (last: NYL vs. MIN 10/10/24)
STLS	**4**, NYL at LAS 8/15/24	**2,** NYL vs. ATL 9/22/24
BLKS	**1**, 7x (last: NYL vs. MIN 9/15/24)	--
MINS	**33**, NYL vs. CON 8/24/24	**38,** NYL vs. MIN 10/10/24

2024 POSTSEASON AVERAGES: 10.7 PPG 3.6 RPG 2.2 APG 0.6 SPG 0.0 BPG 29.4 MPG

LAST FIVE GAMES

GAME	MIN	FG	3FG	FT	OREB	DREB	TREB	AST	PF	STL	TOV	BLK	+/-	PTS
10/16 at MIN	33:44	5-9	3-5	0-0	0	4	4	2	1	0	2	0	-6	13
10/13 vs. MIN	29:43	1-3	1-3	0-0	2	3	5	3	2	1	0	0	17	3
10/10 vs. MIN	38:17	6-14	5-9	0-0	3	3	6	4	4	0	0	0	-2	17
10/6 at LVA	28:24	4-6	1-1	2-2	1	6	7	4	4	1	0	0	28	11
10/4 at LVA	27:47	4-8	2-6	0-0	1	3	4	2	0	0	0	0	-17	10

#20 – SABRINA IONESCU

GUARD · 5-11 · OREGON · 12/06/97 · 4 YEARS PRO



Quick Facts:

- Selected 1st overall by New York in the 2020 WNBA Draft; signed an extension with the Liberty on 5/14/23.
- Averaged 15.7 ppg, 6.1 rpg, and 5.9 apg in 105 games with the Liberty.
- Averaged 17.0 ppg, 5.6 rpg and 5.4 apg while shooting .448 3FG % on 7.9 3FGA during the 2023 season.
- 2x WNBA All-Star and 2x All-WNBA selection.
- Recorded the first triple double in Liberty franchise history.
- Set the WNBA single-season record for most three-pointers made (128) during her 2023 campaign.
- Scored 37 points in the final round of the 2023 WNBA three-point contest, breaking the WNBA and NBA records for most points in a three-point contest.
- Won a Gold Medal with USA at the 2024 Paris Summer Olympics.

	REGULAR SEASON CAREER HIGHS	POSTSEASON CAREER HIGHS
PTS	**37,** NYL at ATL 6/9/23	**36**, NYL vs. ATL 9/24/24
FGM	**13,** NYL vs. MIN 6/5/22	**12**, NYL vs. ATL 9/24/24
FGA	**24,** NYL vs. MIN 6/5/22	**26**, NYL vs. MIN 10/10/24
3FGM	**8,** NYL at ATL 6/9/23	**7**, NYL vs. WAS 9/15/23
3FGA	**14,** 3x (last: NYL at LAS 8/28/24)	**13**, NYL vs. WAS 9/15/23
FTM	**12,** NYL at DAL 8/8/22	**10**, NYL vs. CON 9/26/23
FTA	**12**, NYL at DAL 8/8/22	**10**, NYL vs. CON 9/26/23
OREB	**6,** NYL vs. SEA 7/25/23	**2**, NYL vs. MIN 10/10/24
DREB	**13,** NYL vs. CHI 6/12/22	**8**, 2x (last: NYL vs. LVA 10/1/23)
TREB	**13,** 3x (last: NYL at LVA 7/25/22)	**9**, 2x (last: NYL vs. LVA 10/1/23)
ASTS	**16,** NYL vs. PHO 7/31/22	**11**, 2x (last: NYL vs. LVA 10/15/23)
STLS	**4,** 2x (last: NYL vs. WAS 6/16/22)	**4**, NYL vs. MIN 10/10/24
BLKS	**3, 2x** (last: NYL vs. MIN 7/28/23)	**2**, 2x (last: NYL vs. LVA 10/18/23)
MINS	**42,** NYL vs. ATL 6/30/22 (OT)	**41**, NYL vs. MIN 10/10/24

2024 POSTSEASON AVERAGES: 19.0 PPG 5.0 RPG 5.0 APG 1.8 SPG 0.4 BPG 35.1 MPG

LAST FIVE GAMES

GAME	MIN	FG	3FG	FT	OREB	DREB	TREB	AST	PF	STL	TOV	BLK	+/-	PTS
10/16 at MIN	32:03	5-12	3-8	0-0	0	5	5	6	3	1	3	1	1	13
10/13 vs. MIN	36:22	5-9	2-5	3-4	0	4	4	5	1	2	2	0	20	15
10/10 vs. MIN	40:36	8-26	3-9	0-0	2	3	5	3	1	4	3	0	-1	19
10/6 at LVA	35:51	7-14	5-8	3-3	0	7	7	2	2	2	4	0	17	22
10/4 at LVA	29:40	1-7	1-2	1-1	1	4	5	5	1	0	5	1	-23	4

#35 – JONQUEL JONES

CENTER · 6-6 · GEORGE WASHINGTON · 01/05/94 · 7 YEARS PRO



Quick Facts:

- Selected sixth overall by Connecticut in the 2016 WNBA Draft; acquired by New York along with Kayla Thornton on 1/16/23.
- Has played seven WNBA seasons with Connecticut and New York and holds career averages of 13.2 ppg, 8.3 rpg, and 1.4 bpg in 24.8 mpg over 236 career games.
- Played in 40 games last season with the Liberty and averaged 11.3 ppg, 8.4 rpg, 1.8 apg, and 1.3 bpg in 25.0 mpg.
- Postseason record eight double-doubles to begin 2023 WNBA Playoffs.
- Named MVP of the 2023 Commissioner's Cup after recording a double-double of 16 points and 15 rebounds in New York's win.
- 2021 WNBA MVP, 2018 Sixth Woman of the Year, 2017 Most Improved Player, and 3x WNBA Peak Performer for rebounds.

	REGULAR SEASON CAREER HIGHS	POSTSEASON CAREER HIGHS
PTS	**34,** NYL at LVA 6/15/24	**32**, CON at WAS 10/1/19
FGM	**12,** 3x (last: NYL at LVA 6/15/24)	**13**, CON at WAS 10/1/19
FGA	**23,** CON at CHI 6/29/22	**24**, CON at WAS 10/1/19
3FGM	**5,** 2x (last: CON vs. MIN 8/17/18)	**4**, NYL vs. LVA 10/15/23
3FGA	**9,** CON at CHI 6/29/22	**7**, 2x (last: NYL vs. LVA 10/15/23)
FTM	**11,** CON vs. DAL 8/12/17	**9**, NYL at CON 10/1/23
FTA	**14,** CON vs. DAL 8/12/17	**12**, NYL at CON 10/1/23
OREB	**10,** CON vs. LAS 6/27/17	**9**, CON at WAS 10/1/19
DREB	**16,** 2x (last: CON at NYL 7/11/21)	**11**, CON vs. WAS 10/8/19
TREB	**22,** 2x (last: CON at WAS 8/29/17)	**18**, CON at WAS 10/1/19
ASTS	**8,** NYL vs. LAS 6/20/24	**7**, CON vs. PHO 8/23/18
STLS	**5,** 2x (last: CON at CHI 6/29/22)	**2**, 10x (last: NYL vs. MIN 10/13/24)
BLKS	**6,** CON vs. LVA 8/23/19	**4**, 4x (last: NYL vs. LVA 10/11/23)
MINS	**41,** CON at SEA 5/25/21 (OT)	**45**, CON vs. CHI 9/28/21

2024 POSTSEASON AVERAGES: 14.7 PPG 8.4 RPG 2.3 APG 0.9 SPG 0.6 BPG 31.2 MPG

LAST FIVE GAMES

GAME	MIN	FG	3FG	FT	OREB	DREB	TREB	AST	PF	STL	TOV	BLK	+/-	PTS
10/16 at MIN	33:08	5-10	1-3	2-2	2	3	5	4	3	1	2	2	3	13
10/13 vs. MIN	33:07	6-13	0-1	2-2	3	6	9	1	3	2	4	0	6	14
10/10 vs. MIN	38:43	9-14	1-3	5-5	4	6	10	3	1	1	2	0	-1	24
10/6 at LVA	27:56	5-11	3-5	1-1	2	4	6	0	5	0	1	0	20	14
10/4 at LVA	24:32	4-8	1-3	2-2	2	4	6	1	4	0	2	1	-9	11

#44 – BETNIJAH LANEY-HAMILTON

GUARD-FORWARD · 6-0 · RUTGERS · 10/29/93 · 8 YEARS PRO



Quick Facts:

- Selected 17th overall in the 2015 WNBA Draft by Chicago; Signed with New York as a free agent on 2/2/21.
- Played in 206 career games over eight seasons with the Sky, Sun, Fever, Dream, and Liberty and averaged 9.2 ppg, 3.2 rpg and 0.9 spg in 23.6 mpg.
- Finished fourth in 2023 WNBA Defensive Player of the Year voting.
- Named to the WNBA All-Defensive Second Team in 2023.
- 2021 WNBA All-Star.
- Won 2022 Dawn Staley Leadership Award and 2020 Most Improved Player.
- 37 corner three-pointers made in 2023 tied WNBA single-season record.
- Set franchise record for single-game plus-minus (+43) on 5/16/24 at IND.

	REGULAR SEASON CAREER HIGHS	POSTSEASON CAREER HIGHS
PTS	**35,** ATL vs. WAS 8/19/20	**25**, NYL at PHO 9/23/21
FGM	**14,** ATL vs. WAS 8/19/20	**10**, NYL at PHO 9/23/21
FGA	**24,** ATL vs. WAS 8/19/20	**18**, NYL at PHO 9/23/21
3FGM	**4,** 7x (last: NYL at IND 7/6/24)	**5**, NYL vs. CON 9/26/23
3FGA	**10,** NYL at IND 7/6/24	**9**, NYL at LVA 10/11/23
FTM	**12,** NYL vs. ATL 5/29/21 (OT)	**4**, NYL at CHI 8/17/22
FTA	**12,** NYL vs. ATL 5/29/21 (OT)	**5**, NYL at CHI 8/17/22
OREB	**6,** IND at DAL 6/13/19	**3**, NYL vs. WAS 9/15/23
DREB	**9,** IND vs. LVA 7/10/19	**7**, NYL at CON 9/29/23
TREB	**11,** IND at DAL 6/13/19	**8**, 2x (last: NYL at CON 9/29/23)
ASTS	**11,** 3x (last: NYL vs. WAS 9/17/21)	**5**, 5x (last: NYL vs. ATL 9/24/24)
STLS	**4,** 5x (last: ATL vs. LVA 9/5/20)	**3**, NYL at LVA 10/8/23
BLKS	**2,** 2x (last: NYL vs. CON 9/1/23)	**1**, 3x (last: NYL at MIN 10/16/24)
MINS	**48,** ATL vs. LAS 8/21/20 (OT)	**40,** NYL at CON 10/1/23

2024 POSTSEASON AVERAGES: **7.0 PPG** **3.2 RPG** **2.9 APG** **1.0 SPG** **0.2 BPG** **27.7 MPG**

LAST FIVE GAMES

GAME	MIN	FG	3FG	FT	OREB	DREB	TREB	AST	PF	STL	TOV	BLK	+/-	PTS
10/16 at MIN	34:42	1-3	0-2	0-0	0	5	5	3	3	2	2	1	0	2
10/13 vs. MIN	31:49	8-14	4-6	0-0	0	2	2	2	2	1	3	0	5	20
10/10 vs. MIN	25:59	2-7	1-2	0-0	3	1	4	4	0	0	0	0	6	5
10/6 at LVA	24:45	1-7	0-2	0-0	0	5	5	0	3	1	1	0	-1	2
10/4 at LVA	23:06	2-8	1-4	2-2	0	3	3	3	1	1	1	0	-13	7

#8 – NYARA SABALLY

CENTER · 6-5 · OREGON · 02/26/00 · 1 YEAR PRO



Quick Facts:

- Selected 5th overall in the 2022 WNBA Draft by New York.
- Averaged 2.3 ppg, 2.1 rpg, 0.2 apg, and 0.2 bpg in 7.9 mpg over 33 games during her rookie season with the Liberty.
- Averaged 12.0 ppg and 5.5 rpg in 12 EuroLeague games with ZVVZ USK Praha during her 2023-24 campaign.
- Selected to the EuroLeague Team of the Month for the months of November and December 2023.
- 2x All Pac-12 selection and became the first Pac-12 player in nine years to record single-season averages of at least 15.0 ppg, 7.0 rpg, 1.5 apg, 1.3 spg, and 1.3 bpg as a redshirt junior at Oregon.
- Younger sister of Dallas' Satou Sabally.
- Made 14 free throws in the 2024 Summer Olympics Quarterfinals, marking the most made free throws by a player in a single Olympic game since 1984.

	REGULAR SEASON CAREER HIGHS	POSTSEASON CAREER HIGHS
PTS	**14**, 2x (last: NYL vs. ATL 9/19/24)	**8**, NYL at LVA 10/4/24
FGM	**5**, 2x (last: NYL vs. ATL 9/19/24)	**2**, 3x (last: NYL at MIN 10/16/24)
FGA	**8**, NYL vs. ATL 9/19/24	**5**, NYL vs. ATL 9/22/24
3FGM	**1**, NYL vs. CHI 6/4/23	--
3FGA	**2**, NYL vs. CHI 6/4/23	--
FTM	**6**, NYL at WAS 9/17/24	**4**, NYL at LVA 10/4/24
FTA	**7**, NYL at WAS 9/17/24	**4**, NYL at LVA 10/4/24
OREB	**4**, NYL at SEA 8/30/24	**3**, 2x (last: NYL vs. MIN 10/10/24)
DREB	**8**, 2x (last: NYL at LAS 8/28/24)	**4**, NYL vs. ATL 9/22/24
TREB	**10**, NYL at LAS 8/28/24	**7**, NYL vs. ATL 9/22/24
ASTS	**3**, NYL at LAS 8/15/24	**1**, NYL at LVA 10/11/23
STLS	**3**, NYL vs. DAL 8/22/24	**2**, NYL at LVA 10/4/24
BLKS	**2**, 6x (last: NYL at LAS 8/28/24)	**1**, 5x (last: NYL at MIN 10/16/24)
MINS	**28,** NYL at LAS 8/28/24	**16,** NYL vs. ATL 9/24/24

2024 POSTSEASON AVERAGES: **3.3 PPG** **2.7 RPG** **0.0 APG** **0.7 SPG** **0.7 BPG** **8.9 MPG**

LAST FIVE GAMES

GAME	MIN	FG	3FG	FT	OREB	DREB	TREB	AST	PF	STL	TOV	BLK	+/-	PTS
10/16 at MIN	10:54	2-4	0-0	0-0	1	0	1	0	1	1	2	1	5	4
10/13 vs. MIN	8:44	0-0	0-0	1-2	2	2	4	0	0	0	1	1	9	1
10/10 vs. MIN	6:17	0-0	0-0	2-2	3	0	3	0	1	0	1	1	-1	2
10/6 at LVA	DNP – Coach's Decision													
10/4 at LVA	10:17	2-3	0-0	4-4	2	0	2	0	2	2	3	1	-2	8

#0 – JAYLYN SHERROD

GUARD · 5-7 · COLORADO · 10/22/01 · 0 YEARS PRO



Quick Facts:

- Went undrafted in the 2024 WNBA Draft; signed with New York as a free agent on 4/16/24.
- Averaged 12.8 ppg, 3.1 rpg, and 5.1 spg in her 2023-24 season with Colorado.
- 3x Pac-12 All-Defense selection with Colorado.
- Led the Pac-12 with 5.1 assists and 2.4 steals per game in the 2022-23 season.
- Averaged 6.0 ppg on 57% (4-7) shooting from the field in two preseason games with the Liberty, while recording two steals in each contest.

	REGULAR SEASON CAREER HIGHS	POSTSEASON CAREER HIGHS
PTS	**8**, NYL vs. ATL 9/19/24	--
FGM	**3**, NYL vs. ATL 9/19/24	--
FGA	**5**, NYL vs. ATL 9/19/24	**2**, NYL vs. ATL 9/22/24
3FGM	**1**, 2x (last: NYL vs. ATL 9/19/24)	--
3FGA	**2**, NYL vs. ATL 9/19/24	**1**, NYL at LVA 10/4/24
FTM	**2**, NYL vs. DAL 8/22/24	--
FTA	**4**, NYL vs. ATL 9/19/24	--
OREB	**1**, 2x (last: NYL vs. ATL 9/19/24)	--
DREB	**1**, NYL at DAL 9/10/24	**1**, NYL at LVA 10/4/24
TREB	**1**, 3x (last: NYL vs. ATL 9/19/24)	**1**, NYL at LVA 10/4/24
ASTS	**2**, 2x (last: NYL vs. DAL 8/22/24)	**1**, NYL at LVA 10/4/24
STLS	**1**, 3x (last: NYL vs. ATL 9/19/24)	**1**, NYL vs. ATL 9/22/24
BLKS	**1**, NYL vs. DAL 8/22/24	--
MINS	**10,** NYL vs. ATL 9/19/24	**3**, NYL at LVA 10/4/24

2024 POSTSEASON AVERAGES: **0.0 PPG** **0.5 RPG** **0.5 APG** **0.5 SPG** **0.0 BPG** **3.1 MPG**

LAST FIVE GAMES

GAME	MIN	FG	3FG	FT	OREB	DREB	TREB	AST	PF	STL	TOV	BLK	+/-	PTS
10/16 at MIN	DNP – Coach's Decision													
10/13 vs. MIN	DNP – Coach's Decision													
10/10 vs. MIN	DNP – Coach's Decision													
10/6 at LVA	DNP – Coach's Decision													
10/4 at LVA	3:15	0-1	0-1	0-0	0	1	1	1	1	0	0	0	8	0

#30 – BREANNA STEWART

FORWARD · 6-4 · CONNECTICUT · 08/27/94 · 7 YEARS PRO



Quick Facts:

- Selected 1st overall in the 2016 WNBA Draft by Seattle; signed with New York as a free agent on 2/8/23.
- Has played seven WNBA seasons and holds career averages of 20.8 ppg, 9.3 rpg, 3.1 apg, 1.4 spg, and 1.5 bpg in 32.7 mpg over 223 career games.
- Played in 40 games last season with the Liberty and averaged 23.0 ppg, 9.3 rpg, 1.5 spg, and 1.6 bpg in 34.1 mpg.
- Named WNBA MVP for the second time in 2023.
- 2x WNBA Champion with Seattle and 2x WNBA Finals MVP.
- One of five active players named to 'W25'.
- Set WNBA single-season record with four 40-point games in 2023.
- 5x WNBA All-Star and 2x WNBA All-Star Captain.
- Named to All-Star Five and won her third Gold Medal in the 2024 Olympics.

	REGULAR SEASON CAREER HIGHS	POSTSEASON CAREER HIGHS
PTS	**45,** NYL vs. IND 5/21/23	**42**, SEA vs. LVA 9/6/22
FGM	**15,** 3x (last: NYL at IND 8/13/23)	**15**, SEA at LVA 10/2/20
FGA	**28,** SEA at DAL 5/22/21 (OT)	**25**, 2x (last: NYL vs. CON 9/24/23)
3FGM	**6,** 2x (last: NYL at MIN 8/26/23)	**6**, 2x (last: SEA vs. LVA 9/6/22)
3FGA	**10,** NYL at IND 8/13/23	**9**, SEA vs. PHO 8/26/18
FTM	**15,** SEA at NYL 5/27/22 (OT)	**10**, 2x (last: NYL at MIN 10/16/24)
FTA	**18,** SEA at NYL 5/27/22 (OT)	**14**, SEA vs. WAS 9/9/18
OREB	**6,** 2x (last: NYL vs. MIN 9/15/24)	**5**, NYL at LVA 10/6/24
DREB	**17,** SEA vs. LVA 8/22/20	**15**, SEA vs. LVA 9/2/20
TREB	**18,** 2x (last: NYL vs. MIN 9/15/24)	**15**, 2x (last: SEA vs. LVA 9/4/22)
ASTS	**9,** 2x (last: SEA vs. LAS 9/4/20)	**8**, 2x (last: NYL vs. LVA 10/1/23)
STLS	**6,** 2x (last: NYL vs. CON 5/27/23)	**7**, NYL vs. MIN 10/13/24
BLKS	**6,** 2x (last: NYL vs. LAS 6/22/24)	**5**, NYL vs. CON 9/26/23
MINS	**41,** 5x (last: NYL at CON 8/24/23 (OT))	**44**, NYL vs. WAS 9/19/23

2024 POSTSEASON AVERAGES: 21.0 PPG 8.7 RPG 3.6 APG 1.3 SPG 1.7 BPG 36.9 MPG

LAST FIVE GAMES

GAME	MIN	FG	3FG	FT	OREB	DREB	TREB	AST	PF	STL	TOV	BLK	+/-	PTS
10/16 at MIN	35:58	9-20	2-6	10-10	3	8	11	1	2	1	4	4	-2	30
10/13 vs. MIN	38:09	7-18	2-5	5-6	3	5	8	5	3	7	5	1	13	21
10/10 vs. MIN	43:05	6-21	2-6	4-6	3	6	9	3	3	0	2	2	-5	18
10/6 at LVA	39:01	8-21	1-4	2-3	5	9	14	5	0	1	2	4	16	19
10/4 at LVA	33:23	7-17	2-4	3-4	0	6	6	1	1	0	0	0	-24	19

#5 – KAYLA THORNTON

FORWARD · 6-1 · TEXAS-EL PASO · 10/20/92 · 8 YEARS PRO



Quick Facts:

- Went undrafted in the 2015 WNBA Draft; acquired via trade on 1/16/23 from Dallas along with Jonquel Jones.
- Has played eight seasons in the WNBA with Washington, Dallas, and New York and holds career averages of 7.3 ppg, 4.5 rpg, 1.3 apg, and 0.8 spg in 24.0 mpg across 234 career games.
- In 40 games last season with the Liberty, recorded averages of 4.5 ppg, 3.5 rpg and 0.8 spg in 17.3 mpg.
- Ranked in the top-15 for offensive rebounds during the 2022 season with Dallas.

	REGULAR SEASON CAREER HIGHS	POSTSEASON CAREER HIGHS
PTS	**21,** 2x (last: DAL vs. IND 8/6/22 (OT))	**20**, DAL at CON 8/21/22
FGM	**9,** DAL at ATL 7/30/22	**8**, DAL at CON 8/21/22
FGA	**17,** 2x (last: DAL at NYL 6/28/19)	**12**, DAL at CON 8/21/22
3FGM	**6,** NYL vs. LAS 6/22/24	**4**, DAL at CON 8/21/22
3FGA	**11**, NYL vs. WAS 5/31/24	**6**, DAL at CON 8/21/22
FTM	**10,** DAL vs. IND 8/6/22 (OT)	**2**, 2x (last: NYL vs. LVA 9/29/24)
FTA	**12,** DAL vs. IND 8/6/22 (OT)	**2**, 2x (last: NYL vs. LVA 9/29/24)
OREB	**6,** 2x (last: DAL at LVA 6/5/22)	**2**, 4x (last: NYL at LVA 10/6/24)
DREB	**10,** DAL at LVA 6/22/19	**5**, DAL at CON 8/24/22
TREB	**15,** DAL at LVA 6/5/22	**6**, DAL at CON 8/24/22
ASTS	**6,** DAL vs. NYL 7/17/18	**4,** DAL at CON 8/21/22
STLS	**5**, NYL vs. WAS 5/31/24	**1**, 5x ((last: NYL at MIN 10/16/24)
BLKS	**3,** 2x (last: DAL vs. PHO 6/25/22)	**2**, 2x (last: NYL vs. WAS 9/15/23)
MINS	**40,** DAL vs. IND 8/6/22 (OT)	**32**, DAL at CON 8/24/22

2024 POSTSEASON AVERAGES: 1.9 PPG 1.4 RPG 0.1 APG 0.1 SPG 0.2 BPG 12.2 MPG

LAST FIVE GAMES

GAME	MIN	FG	3FG	FT	OREB	DREB	TREB	AST	PF	STL	TOV	BLK	+/-	PTS
10/16 at MIN	11:34	0-1	0-0	0-0	0	1	1	0	0	1	0	0	12	0
10/13 vs. MIN	10:58	1-3	1-3	0-0	0	0	0	0	2	0	0	0	2	3
10/10 vs. MIN	6:48	0-1	0-1	0-0	0	0	0	0	2	0	0	0	-1	0
10/6 at LVA	12:44	0-3	0-2	0-0	2	1	3	0	2	0	1	0	-16	0
10/4 at LVA	11:23	1-2	1-2	0-0	0	1	1	0	0	1	0	0	-5	3

#20 – COURTNEY VANDERSLOOT

GUARD · 5-8 · GONZAGA · 02/08/89 · 13 YEARS PRO



Quick Facts:

- Selected 3rd overall by Chicago in the 2011 WNBA Draft; signed with New York as a free agent on 2/8/23.
- Has played 13 WNBA seasons with Chicago and New York and holds career averages of 10.3 ppg, 3.2 rpg, 6.8 apg, and 1.3 spg in 28.5 mpg over 398 career games.
- Played in 39 games last season with the Liberty and averaged 10.5 ppg, 3.5 rpg, 8.1 apg, and 1.3 spg in 30.4 mpg.
- Won seventh career Peak Performer award for assists in 2023.
- 2021 WNBA Champion with the Chicago Sky.
- 5x All-WNBA selection and 5x WNBA All-Star.
- Set the WNBA single-game record for assists with 18 on 8/31/20.
- Second on the WNBA's All-Time Career Assists List.
- Highest career assists per game average in WNBA history (6.8 apg).

	REGULAR SEASON CAREER HIGHS	POSTSEASON CAREER HIGHS
PTS	**28,** 2x (last: CHI vs. SEA 8/9/22)	**21**, CHI vs. ATL 9/25/16
FGM	**11,** 2x (last: CHI vs. LAS 5/30/21 (OT))	**9**, 2x (last: CHI at PHO 10/13/21)
FGA	**18,** 3x (last: CHI vs. LAS 5/30/21 (OT))	**16**, NYL vs. LVA 10/18/23
3FGM	**5,** 3x (last: NYL at CHI 9/3/23)	**5**, CHI vs. CON 10/6/21
3FGA	**7,** 9x (last: NYL at CHI 9/3/23)	**8**, NYL vs. LVA 10/18/23
FTM	**9,** CHI vs. NYL 7/29/22	**8,** CHI vs. IND 9/1/14
FTA	**12,** CHI vs. NYL 7/29/22	**8,** CHI vs. IND 9/1/14
OREB	**4,** 2x (last: CHI vs. LAS 8/18/17 (2OT))	**3**, 2x (last: NYL at LVA 10/11/23)
DREB	**8,** 4x (last: CHI vs. LVA 5/28/22)	**10**, CHI at CON 9/28/21
TREB	**10,** CHI vs. DAL 7/20/18	**10**, CHI at CON 9/28/21
ASTS	**18,** CHI vs. IND 8/31/20	**18,** CHI at CON 9/28/21
STLS	**7,** NYL at ATL 6/23/23	**5**, CHI at PHO 10/13/21
BLKS	**3,** 6x (last: NYL at CHI 6/2/23)	**2,** 6x (last: NYL vs. CON 9/26/23)
MINS	**44,** 2x (last: CHI vs. LAS 8/18/17 (2OT))	**44**, CHI at CON 9/28/21

2024 POSTSEASON AVERAGES: 6.2 PPG 2.7 RPG 3.0 APG 0.7 SPG 0.6 BPG 16.4 MPG

LAST FIVE GAMES

GAME	MIN	FG	3FG	FT	OREB	DREB	TREB	AST	PF	STL	TOV	BLK	+/-	PTS
10/16 at MIN	7:57	1-2	1-1	2-2	0	1	1	2	0	1	1	0	2	5
10/13 vs. MIN	11:08	1-1	1-1	0-0	0	2	2	1	2	0	1	0	-2	3
10/10 vs. MIN	23:20	3-7	1-3	1-1	2	4	6	4	2	0	3	1	-8	8
10/6 at LVA	18:16	3-5	0-1	2-2	0	1	1	3	3	0	2	1	14	8
10/4 at LVA	19:43	2-8	1-3	4-4	0	3	3	5	0	0	1	1	-6	9

2024 NEW YORK LIBERTY SPOTTER'S CHART

PRONUNCIATION GUIDE – AUDIO HERE



Kennedy Burke #2



Marquesha Davis #1
"Mar-QWEE-Shuh"



Ivana Dojkić #18
"EE-vana DOY-kitch"
("DOY" like "boy")



Leonie Fiebich #13
"Lay-oh-knee FEE-bish"



Sabrina Ionescu #20
"yo-NESS-coo"



Jonquel Jones #35
"Jon-QWELL"



Betnijah Laney-Hamilton #44
"buh-NYE-juh Lay-nee"



Nyara Sabally #8
"Knee-ARE-uh SAH-buh-lee"



Jaylyn Sherrod #0
"SURE-rod"



Breanna Stewart #30
"bree-ANN-nuh"
(NOT bree-ON-uh)



Kayla Thornton #5



Courtney Vandersloot #22



Sandy Brondello
Head Coach



Olaf Lange
Assistant Coach
"Lang"



Roneeka Hodges
Assistant Coach
"Rah-neeka"



Zach O'Brien
Assistant Coach



Terri Acosta
Head Athletic Trainer