GAME 27: NEW YORK LIBERTY VS. PHOENIX MERCURY
HOME GAME #15

NEW YORK LIBERTY (11-15)
vs.
PHOENIX MERCURY (14-10)

Friday, August 27, 2021 • 8:00 PM ET
Barclays Center (Brooklyn, N.Y.)
TV: CBS Sports Network

HEROINE EDITION UNIFORMS

LIBERTY PR CONTACTS

Alesia Howard
ahoward@nyliberty.com • 646.690.5484

Bryan Flannery
bflannery@nyliberty.com • 646.690.5490

2021 SCHEDULE/RESULTS (11-15)

MAY		
FRI. 14	INDIANA	W, 90-87
SUN. 16	AT INDIANA	W, 73-65
TUE. 18	MINNESOTA	W, 86-75
FRI. 21	AT WASHINGTON	L, 72-101
SUN. 23	AT CHICAGO	W, 93-85
MON. 24	DALLAS	W, 88-81
SAT. 29	ATLANTA	L, 87-90
JUNE		
THU. 3	LAS VEGAS	L, 82-94
SAT. 5	AT CONNECTICUT	L, 64-85
SUN. 13	AT PHOENIX	W, 85-83
TUE. 15	AT LAS VEGAS	L, 78-100
THU. 17	AT LAS VEGAS	L, 76-103
SUN. 20	AT LOS ANGELES	W, 76-73
TUE. 22	CHICAGO	L, 72-92
THU. 24	CHICAGO	L, 68-91
SAT. 26	AT ATLANTA	W, 101-78
TUE. 29	AT ATLANTA	L, 69-73
JULY		
SAT. 3	WASHINGTON	W, 82-79
MON. 5	DALLAS	W, 99-96
FRI. 9	AT INDIANA	L, 69-82
SUN. 11	CONNECTICUT	L, 54-71
AUGUST		
SUN. 15	AT MINNESOTA	L, 78-88
WED. 18	SEATTLE	W, 83-79
FRI. 20	SEATTLE	L, 83-99
SUN. 22	LOS ANGELES	L, 83-86
WED. 25	PHOENIX	L, 79-106
FRI. 27	**PHOENIX**	**8:00 PM**
TUE. 31	AT MINNESOTA	7:00 PM
SEPTEMBER		
THU. 2	AT SEATTLE	7:00 PM
SAT. 11	AT DALLAS	7:00 PM
WED. 15	AT CONNECTICUT	7:00 PM
FRI. 17	WASHINGTON	7:00 PM

***ALL TIMES LOCAL**

PRONUNCIATION GUIDE

Reshanda Gray	REE-shawn-da
Sabrina Ionescu	yo-NESS-coo
Betnijah Laney	buh-NYE-juh
Leaonna Odom	Lee-AH-nah
Michaela Onyenwere	Own-yen-wear-ay
Kylee Shook	"We **SHOOK** hands ... pre-COVID"
Sami Whitcomb	Whit-come

UPCOMING MILESTONES

Reshanda Gray	**481** Points
Betnijah Laney	**484** Rebounds
Sami Whitcomb	**973** Points, **248** Assists

NEXT UP

AT MINNESOTA LYNX

AUGUST 31 @ 8 P.M. ET

TV: AMAZON PRIME

2021 RESULTS VS. OPPONENT (1-1)

6/13/21.....at Phoenix.....W, 85-83

8/25/21.....at New York.....L, 79-106

LIBERTY INJURY REPORT

Jazmine Jones (R. Foot) - QUESTIONABLE **Sami Whitcomb** (L. Ankle) - OUT
Jocelyn Willoughby (L. Achilles) - OUT FOR SEASON

2021	PPG	OPP. PPG	FG%	OPP FG%	3PT%	OPP 3PT%	FT%	RPG	APG	STL	TO	BLK
NY	79.6	86.2	42.8	44.4	36.8	33.9	80.2	33.7	19.4	6.0	16.9	4.0
PHX	81.6	80.1	44.4	41.2	32.8	31.7	79.2	37.1	19.5	4.2	14.1	5.6

LAST GAME STARTERS

[SF] BETNIJAH LANEY
#44 • RUTGERS (5th Season) • 6-0

2021 Averages	Notables	Last Game
17.9 PPG 4.3 RPG 5.2 APG	Selected to 2021 WNBA All-Star team; scored double-digit points in 23 of first 26 games.	20 points 8 rebounds 5 assists

[PF] MICHAELA ONYENWERE
#12 • UCLA (Rookie) • 6-0

2021 Averages	Notables	Last Game
9.0 PPG 2.7 RPG 0.6 APG	First rookie in franchise history to win back-to-back Rookie of the Month awards (May and June).	8 points 1 rebound

[C] NATASHA HOWARD
#6 • FLORIDA STATE (8th Season) • 6-2

2021 Averages	Notables	Last Game
14.9 PPG 6.4 RPG 1.3 APG	Scored in double figures in first 6 of 7 games with New York.	7 points 3 rebounds 1 assist

[SG] REBECCA ALLEN
#9 • AUSTRALIA (6th Season) • 6-2

2021 Averages	Notables	Last Game
9.6 PPG 3.5 RPG 1.2 APG	Fourth consecutive game in double figure scoring.	12 points 8 rebounds 3 assists

[PG] SABRINA IONESCU
#20 • OREGON (2nd Season) • 5-11

2021 Averages	Notables	Last Game
10.5 PPG 5.7 RPG 5.9 APG	Scored in double figures in first five games the second half.	10 points 5 rebounds 7 assists

LIBERTY 2021 RECORD BREAKDOWN

2021	RECORD	HOME	AWAY	OT
OVERALL	11-15	6-8	5-7	0-1
EASTERN	5-8	2-4	3-4	0-1
WESTERN	6-7	4-4	2-3	0-0

2021 NEW YORK LIBERTY ROSTER

ALPHABETICAL

No.	Name	Pos	Ht.	Wt.	DOB	EXP	College/Country
9	Rebecca Allen	F	6-2	162	11/06/1992	5	Australia
1	Reshanda Gray	F	6-2	192	06/03/1993	4	California/USA
6	Natasha Howard	F	6-2	165	09/02/1991	7	Florida State/USA
20	Sabrina Ionescu	G	5-11	165	12/06/1997	1	Oregon/USA
4	Jazmine Jones	G	6-0	160	10/16/1996	1	Louisville/USA
44	Betnijah Laney	G-F	6-0	166	10/29/1993	5	Rutgers/USA
0	Leaonna Odom	F	6-2	168	03/26/1998	1	Duke/USA
12	Michaela Onyenwere	F	6-0	164	08/10/1999	R	UCLA/USA
2	DiDi Richards	G-F	6-2	178	02/08/1999	R	Baylor/USA
24	Kylee Shook	F	6-4	200	04/18/1998	1	Louisville/USA
32	Sami Whitcomb	G	5-10	145	07/20/1988	4	Washington/Australia
13	Jocelyn Willoughby	F-G	6-0	180	04/25/1998	1	Virginia/USA

General Manager	Jonathan Kolb
Head Coach	Walt Hopkins
Assistant Coach	Dustin Gray
Assistant Coach	Shelley Patterson
Assistant Coach	Jacki Gemelos
Head Athletic Trainer	Theresa Acosta

NUMERICAL

No.	Name	Pos	Ht.	Wt.	DOB	EXP	College/Country
0	Leaonna Odom	F	6-2	168	03/26/1998	1	Duke/USA
1	Reshanda Gray	F	6-2	192	06/03/1993	4	California/USA
2	DiDi Richards	G-F	6-2	164	02/08/1999	R	Baylor/USA
4	Jazmine Jones	G	6-0	160	10/15/1996	1	Louisville /USA
6	Natasha Howard	F	6-2	165	09/02/1991	7	Florida State/USA
9	Rebecca Allen	F	6-2	162	11/06/1992	5	Australia
12	Michaela Onyenwere	F	6-0	178	08/10/1999	R	UCLA/USA
13	Jocelyn Willoughby	F-G	6-0	180	03/25/1998	1	Virginia/USA
20	Sabrina Ionescu	G	5-11	165	12/06/1997	1	Oregon/USA
24	Kylee Shook	F	6-4	200	03/18/1998	1	Louisville/USA
32	Sami Whitcomb	G	5-10	145	07/20/1988	4	Washington/Australia
44	Betnijah Laney	G-F	6-0	166	10/29/1993	5	Rutgers/USA

LIBERTY PRONOUN & PRONUNCIATION GUIDE

PRONOUN GUIDE

No.	Name	Pronouns
9	Rebecca Allen	she/her/hers
1	Reshanda Gray	she/her/hers
6	Natasha Howard	she/her/hers
20	Sabrina Ionescu	she/her/hers
4	Jazmine Jones	she/her/hers
44	Betnijah Laney	she/her/hers
0	Leaonna Odom	she/her/hers
12	Michaela Onyenwere	she/her/hers
2	DiDi Richards	she/her/hers
24	Kylee Shook	she/her/hers
32	Sami Whitcomb	she/her/hers
13	Jocelyn Willoughby	she/her/hers
	General Manager	Jonathan Kolb (he/him/his)
	Head Coach	Walt Hopkins (he/him/his)
	Assistant Coach	Shelley Patterson (she/her/hers)
	Assistant Coach	Dustin Gray (he/him/his)
	Assistant Coach	Jacki Gemelos (she/her/hers)
	Head Athletic Trainer	Theresa Acosta (she/her/hers)

PRONUNCIATION GUIDE

Jacki Gemelos	Gym-el-us
Reshanda Gray	REE-shawn-da
Sabrina Ionescu	yo-NESS-coo
Betnijah Laney	buh-NYE-juh
Leaonna Odom	Lee-AH-nah
Michaela Onyenwere	Own-yen-wear-ay
Kylee Shook	“We **SHOOK** hands ... pre-COVID”
Sami Whitcomb	Whit-come

LIBERTY LAST GAME BOX SCORE

WOMEN'S NATIONAL BASKETBALL ASSOCIATION

OFFICIAL SCORER'S REPORT
FINAL BOX

Wednesday, August 25, 2021 Barclays Center, Brooklyn, NY
Officials: #31 Amy Bonner, #53 Jeffrey Smith, #47 Brandon Schwab

Game Duration: 1:39
Attendance: 1872

VISITOR: Phoenix Mercury (14-10)

	POS	MIN	FG	FGA	3P	3PA	FT	FTA	OR	DR	TOT	A	PF	ST	TO	BS	+/-	PTS
0 Kia Nurse	F	25:16	2	4	2	3	0	0	0	4	4	0	2	0	1	0	25	6
21 Brianna Turner	F	32:54	5	6	0	0	0	0	2	13	15	0	0	1	2	2	37	10
42 Brittney Griner	C	30:06	11	17	0	0	4	4	4	5	9	6	2	0	2	1	22	26
4 Skylar Diggins-Smith	G	30:45	10	16	4	7	3	3	0	3	3	5	2	1	3	1	31	27
3 Diana Taurasi	G	31:33	8	20	5	13	0	1	0	4	4	9	2	0	0	0	27	21
1 Kia Vaughn		13:38	4	6	0	0	1	1	0	0	0	1	1	0	0	0	-4	9
5 Shey Peddy		13:46	1	2	0	0	0	0	1	3	4	4	1	1	0	0	-6	2
9 Sophie Cunningham		17:02	1	4	0	1	0	0	0	1	1	1	2	0	0	0	-1	2
11 Alanna Smith		03:22	1	1	1	1	0	0	0	0	0	0	0	1	0	0	-1	3
2 Megan Walker		01:38	0	0	0	0	0	0	0	0	0	0	0	0	0	0	5	0
14 Bria Hartley		DND - Injury/Illness - Right Knee																
		200:00	43	76	12	25	8	9	7	33	40	26	12	4	8	4	27	106
			56.6%		48%		88.9%		TM REB: 6				TOT TO: 8 (7 PTS)					

HOME: NEW YORK LIBERTY (11-15)

	POS	MIN	FG	FGA	3P	3PA	FT	FTA	OR	DR	TOT	A	PF	ST	TO	BS	+/-	PTS
44 Betnijah Laney	F	38:27	9	19	2	4	0	0	4	4	8	5	1	1	1	0	-32	20
12 Michaela Onyenwere	F	19:32	3	3	2	2	0	0	0	1	1	0	0	0	0	0	-11	8
6 Natasha Howard	C	22:28	2	14	1	5	2	2	2	1	3	1	3	2	2	0	-30	7
9 Rebecca Allen	G	33:23	3	11	3	8	3	4	2	6	8	3	1	3	1	1	-39	12
20 Sabrina Ionescu	G	35:04	4	15	0	9	2	2	0	5	5	7	1	1	1	2	-24	10
1 Reshanda Gray		05:44	1	2	0	1	1	2	0	1	1	0	1	0	0	0	-7	3
2 DiDi Richards		25:05	5	8	4	5	0	0	1	2	3	1	0	0	2	1	-2	14
0 Leaonna Odom		08:29	0	0	0	0	2	2	1	1	2	1	1	0	0	0	0	2
24 Kylee Shook		11:48	1	2	1	2	0	0	0	2	2	1	2	0	1	0	10	3
4 Jazmine Jones		DND - Injury/Illness - Right Foot																
32 Sami Whitcomb		DND - Injury/Illness - Left Ankle																
13 Jocelyn Willoughby		DND - Injury/Illness - Left Achilles																
		200:00	28	74	13	36	10	12	10	23	33	19	10	7	8	4	-27	79
			37.8%		36.1%		83.3%		TM REB: 3				TOT TO: 8 (10 PTS)					

SCORE BY PERIOD	1	2	3	4	FINAL
Mercury	35	20	27	24	106
LIBERTY	19	23	27	10	79

Inactive: Mercury -
Inactive: Liberty -
Points in the Paint: Mercury 54 (27/42), LIBERTY 20 (10/27)
2nd Chance Points: Mercury 11 (5/10), LIBERTY 15 (4/7)
Fast Break Points: Mercury 9 (4/7), LIBERTY 11 (4/7)
Biggest Lead: Mercury 27, LIBERTY 2
Lead Changes: 1
Times Tied: 1

Copyright (c) 2021-2022 NBA Properties, INC. All Rights Reserved

LIBERTY 2021 OVERALL STATISTICS

Through August 25 (11-15) NEW YORK LIBERTY 2021 REGULAR SEASON STATISTICS

PLAYER	G	GS	MIN	-FIELD GOALS- FG	FGA	PCT	-3-POINT FG-- FG	FGA	PCT	-FREE THROWS- FT	FTA	PCT	--REBOUNDS-- OFF	DEF	TOT	AST	PF	DQ	STL	TO	BLK	PTS	AVG
Laney	26	26	872	178	385	.462	27	89	.303	83	108	.769	23	88	111	135	55	0	18	99	3	466	17.9
Howard	7	7	174	39	94	.415	8	23	.348	18	19	.947	14	31	45	9	18	0	7	22	3	104	14.9
Whitcomb	25	25	742	112	231	.485	69	156	.442	26	32	.813	10	129	139	75	44	0	29	55	10	319	12.8
Ionescu	24	20	690	78	214	.364	43	126	.341	52	59	.881	18	117	135	141	38	0	12	72	12	251	10.5
Allen	19	7	423	59	165	.358	38	98	.388	26	30	.867	13	54	67	23	31	0	30	16	22	182	9.6
Onyenwere	26	26	594	77	195	.395	31	97	.320	48	57	.842	18	52	70	15	63	0	10	26	9	233	9.0
Jones	22	0	400	51	136	.375	18	46	.391	31	42	.738	12	48	60	29	59	2	12	42	10	151	6.9
Gray	13	0	199	33	61	.541	2	9	.222	18	26	.692	11	37	48	3	46	1	4	21	4	86	6.6
Shook	25	19	525	65	144	.451	21	58	.362	2	3	.667	19	96	115	40	41	0	10	33	15	153	6.1
Odom	16	0	194	21	44	.477	5	17	.294	9	12	.750	11	10	21	8	23	0	5	9	5	56	3.5
Richards	25	0	269	21	47	.447	8	15	.533	4	8	.500	7	19	26	21	19	0	14	14	5	54	2.2
LIBERTY	26	-	5225	740	1727	.428	271	736	.368	319	398	.802	164	711	875	505	453	3	155	438	104	2070	79.6
OPPONENTS	26	-	5225	848	1912	.444	184	543	.339	362	441	.821	232	723	955	525	448	0	211	324	111	2242	86.2

PLAYER	-- SINGLE-GAME HIGHS -- MIN	REB	AST	ST	TO	BL	PTS	---------- AVERAGE PER GAME ---------- MIN	REB	AST	STL	TO	BLK	PTS	-CAREER HIGHS (C=SET, T=TIED THIS SEASON)- FG	FGA	FT	FTA	REB	AST	PTS
Laney	41	8	11	2	9	1	30	33.5	4.3	5.2	0.69	3.8	0.12	17.9	14	24	12C	12C	11	11T	35
Howard	30	13	3	3	6	3	30	24.8	6.4	1.3	1.00	3.1	0.43	14.9	13C	22C	8	11	16	5	33
Whitcomb	37	9	8	4	5	2	30	29.7	5.6	3.0	1.16	2.2	0.40	12.8	10C	16C	5C	5C	9C	8T	30C
Ionescu	39	10	12	2	8	3	26	28.8	5.6	5.9	0.50	3.0	0.50	10.5	11	20	8C	9C	10C	12C	33
Allen	38	8	5	4	2	3	19	22.2	3.5	1.2	1.58	0.8	1.16	9.6	11	16C	4T	5C	9	5C	28
Onyenwere	39	6	2	2	3	2	29	22.9	2.7	0.6	0.38	1.0	0.35	9.0	10C	22C	6C	7C	6C	2C	29C
Jones	27	7	3	2	4	2	17	18.2	2.7	1.3	0.55	1.9	0.45	6.9	8	16	7T	10	10	6	24
Gray	24	6	2	2	4	1	17	15.3	3.7	0.2	0.31	1.6	0.31	6.6	9	12	6	8	15	2T	22
Shook	38	11	4	2	5	2	16	21.0	4.6	1.6	0.40	1.3	0.60	6.1	6C	11C	3	4	11C	4C	16C
Odom	19	4	2	2	2	1	10	12.1	1.3	0.5	0.31	0.6	0.31	3.5	10	12	5C	5C	7	3	20
Richards	25	4	5	3	2	1	14	10.7	1.0	0.8	0.56	0.6	0.20	2.2	5C	8C	1C	2C	4C	5C	14C
LIBERTY	225	40	27	9	30	10	101	201.0	33.7	19.4	5.96	16.8	4.00	79.6	41	89	32	41	57	32	107
OPPONENTS	225	52	26	17	21	10	106	201.0	36.7	20.2	8.12	12.5	4.27	86.2	43C	91	34	42	54	32	106C

PHOENIX MERCURY

2021 RECORD

Record.....14-10
Home.....6-7
Road.....8-3

2020 RECAP

Record.....13-9
Home.....6-5
Road.....7-4
Finish.....5th in WNBA

2021 SCHEDULE (1-1)

6/13/21.....at Phoenix.....W, 85-83
8/25/21.....at New York.....L, 79-106
8/27/21.....at New York.....8:00 PM

2020 MATCHUPS (0-2)

8/2/20.....at New York.....L, 67-96
9/5/20.....at Phoenix.....L, 67-83

LIBERTY HISTORY VS. MERCURY

All-Time Record.....28-27
Home.....17-10
Away.....11-16
Overtime.....1-2
Postseason.....1-1

LIBERTY

Most Points.....107 at New York (8/14/10)
Fewest Points.....48 at Phoenix (5/31/00)
Largest Victory.....39 (107-69) at New York (8/14/10)
Individual Points.....31, Tina Charles at Phoenix (7/1/16)
Cappie Pondexter at Phoenix (8/23/12)

MERCURY

Most Points.....106 at New York (8/25/21)
Fewest Points.....51 at Phoenix (5/31/00)
Largest Victory.....29 (96-67) at New York (8/1/20)
Individual Points.....36, Diana Taurasi at Phoenix (OT) (7/9/06)

ROSTER

No.	Name	Pos	Ht.	Wt.	DOB	EXP	College/Country
9	Sophie Cunningham	G	6-1 ft	170 lbs	AUGUST 16, 1996	2 yrs	MISSOURI/USA
4	Skylar Diggins-Smith	G	5-9 ft	145 lbs	AUGUST 2, 1990	7 yrs	NOTRE DAME/USA
42	Brittney Griner	C	6-9 ft	205 lbs	OCTOBER 18, 1990	8 yrs	BAYLOR/USA
14	Bria Hartley	G	5-9 ft	148 lbs	SEPTEMBER 30, 1992	7 yrs	CONNECTICUT/USA
0	Kia Nurse	G	6-0 ft	168 lbs	FEBRUARY 22, 1996	3 yrs	CONNECTICUT/CANADA
5	Shey Peddy	G	5-7 ft	147 lbs	OCTOBER 28, 1988	2 yrs	TEMPLE/USA
11	Alanna Smith	F	6-4 ft	180 lbs	SEPTEMBER 10, 1996	2 yrs	STANFORD/AUSTRALIA
3	Diana Taurasi	G	6-0 ft	163 lbs	JUNE 11, 1982	16 yrs	CONNECTICUT/USA
21	Brianna Turner	F	6-3 ft	170 lbs	JULY 5, 1996	2 yrs	NOTRE DAME/USA
1	Kia Vaughn	C	6-4 ft	205 lbs	JANUARY 24, 1987	11 yrs	RUTGERS/USA
2	Megan Walker	F	6-1 ft	175 lbs	NOVEMBER 23, 1998	1 yrs	CONNECTICUT/USA

Head Coach: Sandy Brondello (Australia)
Assistant Coach: Julie Hairgrove (College - Arizona)
Assistant Coach: Chasity Melvin (North Carolina State)
Player Development Coach: Zach O'Brien (Saint Joseph's College of Maine)

LIBERTY VS. MERCURY QUICK HITS

Friday's contest will mark the Liberty's 55th all-time regular season matchup against the Phoenix Mercury. The matchup will also be New York's third and final contest of 2021 against the Mercury. With an all-time head-to-head record of 28-27 (.509), New York holds a slight advantage in their all-time regular-season series against Phoenix.

The Liberty and the Mercury last played on Wednesday in the opener of New York's two-game, home-and-home set on Crystal Robinson's Ring of Honor induction night. In the matchup, the Liberty concluded with four double-digit scorers: **Betnijah Laney** (20), **DiDi Richards** (14), **Rebecca Allen** (12), and **Sabrina Ionescu** (10).

With her 20-point, eight-rebound, five-assist night, 2021 WNBA All-Star **Betnijah Laney** scored 20+ points for the 13th time this season and tied with Rebecca Allen for the team high in rebounds.

2021 All-Rookie Team candidate **DiDi Richards** led the Liberty bench's scoring reaching career-highs of 14 points on 62.5% (5-8) from the field and 80% (4-5) from deep over 25 minutes of play. After missing her only three-point attempt at Baylor, Richards has attempted 15 triples in her rookie campaign and is so far connecting on a 53.3% clip (8-15).

For Phoenix, four players scored in double figures, three of which scored 20+ points: **Skylar Diggins-Smith** (27), **Brittney Griner** (26), **Diana Taurasi** (21), and **Brianna Turner** (10).

Going into Friday's rubber match to their three-game regular-season series, New York is the league's best three-point shooting team. Their 271 Three-Pointers Made leads the WNBA and is nearly 40 more than the second-ranked Storm (234). Plus, they lead the league in Three-Point Attempts (28.3) and Three-Pointers Made (10.4) per game and are top-3 in Three-Point Percentage (36.8), too.

Phoenix continues to lead the league in Blocks Per Game (5.6). They are top-2 in Rebounds Per Game (37.1) and top-5 in Field Goal Percentage (44.4) and Assists Per Game (19.5).

Former Liberty guard, **Kia Nurse**, will play her third career game against New York. Nurse was a 2018 No. 10 overall selection of the Liberty, where she spent three seasons and averaged 11.5 points per game across 89 total contests, 59 of which she started.

Additionally, both **Kia Vaughn** (2009-12, 2017- 18) and **Megan Walker** (2020) also spent time in Seafoam before moving to the Valley.

2021 STORYLINES

DIDI FOR ALL-ROOKIE TEAM

DiDi Richards' breakout second half has her in prime position for WNBA All-Rookie Team honors. Last game, Richards totaled career highs of 14 points on 4-5 (80.0%) from beyond the arc against the Mercury.

Currently second in the WNBA in field goal percentage (44.7%), assists (21), steals (14), and blocks (5) by a rookie, DiDi has been New York's spark off the bench through her first 25 WNBA games. With the Liberty, DiDi has also knocked down 8 of 15 three-pointers at 53.3% (team-best and No. 1 amongst rookies) despite attempting just one three in four seasons at Baylor.

SAMI WHITCOMB MEDICAL UPDATE

Liberty shooting guard, **Sami Whitcomb**, injured her left ankle at the 2:12 mark in the fourth quarter of Sunday's game against the Los Angeles Sparks. Whitcomb underwent an MRI and clinical exam at Hospital for Special Surgery on Monday, August 23 which revealed the diagnosis of an ankle sprain.

The Liberty's medical staff determined Sami will be unavailable for 10-14 days. Further updates will be provided as appropriate.

Whitcomb, the WNBA's leading three-point shooter and a 2021 Most Improved Player Award candidate, is compiling a career-best season. She is averaging 12.8 points on 48.5% (112-231) shooting from the field, 44.2% (69-156) from three, 5.6 rebounds and 3.0 assists through her first 25 games with the Liberty.

"IF YOU DON'T KNOW B BY NOW..."

Potential MVP Candidate and first-time WNBA All-Star, **Betnijah Laney**, has combined for 466 points on 46.2% shooting for New York in the first 26 games of the season. Laney currently ranks third in the league in field goals made (178), ninth in points per game (17.9), and has eclipsed double-figure scoring in 23 of the first 26 contests. Similarly, Betnijah finished her 2020 WNBA Most Improved Player Award season totaling 13 of the last 14 games in double figures for the Dream.

MICHAELA ONYENWERE LEADING ROOKIE OF THE YEAR RACE

Liberty rookie, **Michaela Onyenwere**, was named the Kia WNBA Rookie of the Month for May and June. The No. 6 overall selection is leading all rookies in points per game (9.0), minutes per game (22.8), total field goals made (77), three pointers made (31), and blocks (9), while also sitting at No. 2 in total rebounds (70). Through her first 26 WNBA games, she is shooting 39.5% from the field, 32.0% from beyond the arc and 84.2% at the free throw line.

Earlier this season, Michaela became the first Liberty rookie to garner consecutive Rookie of the Month honors in franchise history since the award was instituted in 2010.

2021 STORYLINES

NEW LOOK LIBERTY
Through the first three games in 2021, the Liberty surpassed their 2020 win total (2-20). New York (11-15) is currently in third place in the Eastern Conference, and vying for a playoff spot as they're currently the No. 7 overall seed.

SEAFOAM SHARPSHOOTERS
The New York Liberty sit atop the WNBA across in nearly all three-point shooting categories. The Liberty rank No. 1 in total three-pointers made (271), triples per game (10.4-), attempts (736), and percentage of points from three (39.3%). New York also ranks No. 3 in effective field goal percentage (50.7%) and No. 5 in true shooting percentage (54.4%).

Also, **Sami Whitcomb** is currently first in the WNBA in three-point field goals made on the season (69).

SOMEONE SAY MVB?
Through the first 26 games of the 2021 season, **Betnijah Laney** is making an MVP case in her first year with the Liberty. Last season, Laney garnered the 2020 WNBA Most Improved Player Award with Atlanta after averaging 17.2 points, 4.9 rebounds, and 4.0 assists per contest, while shooting 48.1% from the field and 40.5% from beyond the arc.

To date, no WNBA player has garnered both the Most Improved Player and Most Valuable Player awards throughout their career. In the NBA, **Giannis Antetokounmpo** was the first recipient of the award to later become an MVP.

THREE-POINT HISTORY
On Sunday, August 22, the Liberty set the franchise record for most three-pointers made in a game with 16 (45.7%; 16-35). Last month on July 5, the Liberty broke the franchise record for three pointers made in a contest, connecting on 15-31 (43.8%).

FIRST TIME OLYMPIAN
Rebecca Allen represented Australia in the 2020 Tokyo Summer Olympics for the first time in her career. This season, Allen is averaging career-highs of 9.6 points, 1.6 steals, 1.2 blocks and 22.3 minutes through her first 19 games of 2021.

IN THIER OWN LANE(Y)
Betnijah Laney's basketball pedigree is well-documented, as her mother, Yolanda Laney, was an All-American guard at Cheney State for Coach C. Vivian Stringer. She led the team to two Final Fours, including a national championship appearance in 1982.

2021 STORYLINES

ASHLEY BATTLE RE-JOINS LIBERTY

On June 18, the Liberty announced that former player **Ashley Battle** has been named color analyst on YES Network, the official regional TV partner of the New York Liberty.

Former Liberty forward and defensive specialist (2006-2009), Battle will call game action alongside play-by-play announcer Chris Shearn.

JESS SIMS NAMED LIBERTY IN-ARENA CO-HOST

As part of the team's 25th anniversary season, the New York Liberty have named **Jess Sims** the official In-Arena Co-Host. The New York-based educator, fitness professional and Peloton Instructor will join co-host Jason Negron during select Liberty home games at Brooklyn's Barclays Center.

AWARDS SZN IN BK

To begin the 2021 season, the New York Liberty have already garnered six awards, including:

Kia WNBA Rookie of the Month (June): **Michaela Onyenwere**
WNBA All-Star Selection: **Betnijah Laney**
WNBA Coach of the Month (May): **Walt Hopkins**
Kia WNBA Rookie of the Month (May): **Michaela Onyenwere**
Eastern Conference Player of the Week (June 1): **Betnijah Laney**
Eastern Conference Player of the Week (May 24): **Sabrina Ionescu**

SEASON 25: #OwnTheCrown

The New York Liberty are one of the WNBA's three remaining original franchises, joined by the Los Angeles Sparks and Phoenix Mercury. This season, the Liberty and WNBA are both celebrating their historic 25-Year Anniversary. To celebrate the team's monumental milestone, the Liberty will be using #OwnTheCrown throughout the 2021:

"The campaign pays homage to women who continue to break barriers like the women of the Liberty have done for the last 25 years. From on-and off-court legends, #OwnTheCrown will celebrate the journey of women who are vital to not only the history of the organization, but the overall empowerment of women, and the diverse culture of New York City." **– Shana Stephenson, Liberty Vice President of Marketing**

TRIPLE DOUBLE HISTORY

On May 18 against the Minnesota Lynx, **Sabrina Ionescu** posted the first triple-double in Liberty history with 26 points, 10 rebounds and 12 assists. Ionescu recorded the 10th triple-double in the league's 25-year history (9th in regular season). She is the youngest player in WNBA history to ever do so, and just the ninth player all-time to accomplish the feat.

2021 STORYLINES

BROOKLYN VETS

The New York Liberty highlighted the WNBA's off-season transactions with the additions of veterans **Betnijah Laney**, **Natasha Howard** and **Sami Whitcomb**. They have each fought hard to overcome adversity and earn their spots as 3 of 144, and now begin the next chapter of their WNBA careers with the Liberty. Each player brings unique experience, high-level character, and championship pedigree to this New York Liberty roster.

THE FLASH IN NY

On February 8, the Liberty made a blockbuster trade to bring three-time WNBA Champion, **Natasha Howard** to New York from the Seattle Storm in exchange for the 2021 No. 1 overall draft pick.

The WNBA's 2019 Defensive Player of the Year, Natasha Howard (29) is a 6-2 forward who is entering her eighth WNBA season. Howard was drafted by the Indiana Fever in 2014 where she spent two seasons, followed by two years with the Minnesota Lynx. Howard won her first WNBA Championship (2017) alongside Liberty Head Coach Walt Hopkins in Minnesota. During her three-year tenure with the Seattle Storm, Howard secured two additional WNBA Championships (2018, 2020).

In Seattle's 2020 Championship season, Howard averaged 9.5 points and 7.1 rebounds per game while shooting 53.0% from the field during the regular season.

SAMI IN SEAFOAM

Fifth-year WNBA veteran, **Sami Whitcomb**, joined the Liberty after spending the past four seasons with the Seattle Storm.

Whitcomb (32), a 5-10 guard, came to New York after helping the Storm to two WNBA titles. In Seattle's 2020 championship season, Whitcomb averaged 8.1 points, 2.3 rebounds and 2.0 assists per game while shooting 38.1% from three, 44.3% from the field and 100% at the free throw line (22-22). The Ventura, Calif. native and Australia citizen signed as a free agent with the Storm in 2017 after competing professionally overseas for several seasons, most notably in Australia's WNBL.

BEC'S BACK

Sami Whitcomb will not be the only Australian sharpshooter bringing their talents to Brooklyn, as the Liberty have re-signed veteran forward **Rebecca Allen**. Allen, 28, re-joins the Liberty as the team's longest-tenured member (along with Kiah Stokes) after five seasons with New York. Rebecca, whose most recent season with the Liberty was in 2019, averaged a career-high 7.2 points per game on a team-best 42.6% shooting from three-point territory.

2021 STORYLINES

SOPHOMORE SZN
Just as New York was historically rookie-heavy in 2020, the team will be returning five sophomores to their roster this season: **Sabrina Ionescu, Jazmine Jones, Leaonna Odom, Kylee Shook**, and **Jocelyn Willoughby** (out for season).

2021 WNBA DRAFT
The New York Liberty enjoyed a successful 2021 WNBA Draft, as the front office was able to procure two first-round talents in **Michaela Onyenwere** and **DiDi Richards**.

Onyenwere, the Liberty's No. 6 overall pick, is a 6-0 forward. The Aurora, Colo. native averaged 19.1 points and 7.2 rebounds while shooting 42.1% in her senior campaign, leading UCLA to a Sweet Sixteen appearance. Michaela, a four-year letter winner with the Bruins, finished her collegiate career as the fourth overall leading scorer in program history (1,888 points).

Richards, New York's No. 17 overall selection, is a 6-2 guard/forward. DiDi averaged 6.3 points and 6.3 assists per game in the 2020-21 season while shooting 42.9% from the field, leading Baylor to a 28-3 finish and Final Four appearance. The Cypress, Texas native, known for her elite defensive ability, garnered the 2020 Naismith and WBCA Defensive Player of The Year Awards.

PLAYER TO COACH
On April 26, 2021, the Liberty announced the hiring of **Jacki Gemelos** as an assistant coach. Gemelos, 32, begins her first season as a WNBA coach after several seasons of service in the league. Jacki was a point guard for the Chicago Sky in 2015, and split time between the Connecticut Sun and Washington Mystics in 2020. Additionally, she has played six seasons overseas, and was a member of Greece's National Women's Basketball Team.

YES, PLEASE.
The Liberty's regional TV partner since 2019, will televise a record 19 New York Liberty games this season All of YES' 19 Liberty telecasts will also be streamed live on the YES App.

DIDI'S PERSERVERANCE
In October 2020, New York Liberty rookie, **DiDi Richards**, suffered a collision during practice at Baylor that left her temporarily paralyzed. Just 38 days later, Richards returned to the hardwood where she was able to lead the Lady Bears to an NCAA Final Four finish. In the same season, DiDi ranked second in the nation in total assists (189) while averaging 6.3 points and 6.3 assists during her senior campaign.

WITHOUT WILLOUGHBY
New York Liberty guard/forward **Jocelyn Willoughby** suffered a tear of her left Achilles' tendon during the team's scrimmage on May 3 at Connecticut. Willoughby underwent a successful surgical repair on May 5 at Hospital for Special Surgery (HSS). She will miss the 2021 season.

2021 STORYLINES

MADDIE PASSED THE TORCH TO ELLIE

As part of the 25th anniversary season, the New York Liberty announced a new mascot, Ellie the Elephant. Ellie, named after Ellis Island, is replacing Maddie, the team's mascot for the last 24 years.

Back story: Before the grand opening of the Brooklyn Bridge in 1883, there was speculation on the structural integrity of the bridge. To display its strength and safety, showman P.T. Barnum marched 21 elephants across the bridge. The PR stunt was a massive success, paving the way for one of New York's most iconic landmarks. Read more about Ellie here.

2021 NIKE JERSEYS

The new WNBA uniform system from Nike feature three game uniform editions for each of the 12 teams in the league, bringing stories from their cities and communities to life through the muse of female archetypes in storytelling and film: the WNBA Nike Heroine Edition, the WNBA Nike Explorer Edition and the WNBA Nike Rebel Edition.

Rebel Edition (Seafoam): Inspired by the striking colors of the city's iconic monument and all that it represents, the uniform features "Equality" across the chest, framed by copper and black taping.

Explorer Edition (Black): The uniform's speckled details represent the urban pavement while jagged, graphic details embody the toughness and eccentricity that defines true New Yorkers.

LIBS ABROAD

The New York Liberty's roster enjoyed a highly successful 2020-21 WNBA Off-Season competing overseas. **Bec Allen**, who played for Valencia Basket in Spain, helped lead the Orange to their first-ever EuroCup Championship win in club history. **Kiah Stokes** (Fenerbache) took home the gold in the Turkish League championships, and **Nastasha Howard** secured the Serie A1 Finals Championship with Reyer Venezia in Italy.

READ WHAT YOU SOW

Before the start of the new year, **Jocelyn Willoughby** announced the launch of her book club, *Read What You Sow*, in partnership with Brooklyn's Cafe con Libros Feminist Book Store. Read What You Sow explored the injustices disproportionately facing Black and Brown people within healthcare, education, and other social systems fundamental to the welfare of all people through the lens of womxn of color.

The club, which was comprised of Liberty fans, advocates, and educators, met bi-weekly for three months where they explored Brit Bennet's *The Vanishing Half*, *Pushout* by Dr. Monique Morris and *You'll Never Believe What Happened to Lacey: Crazy Stories about Racism* by Amber Ruffin and Lacey Lamar. Jocelyn led and moderated each conversation, and in addition, met with the authors of all three books on the Liberty's Instagram Live for one-on-one conversations.

AUGUST 27, 2017

The New York Liberty defeated the Chicago Sky 92-62, en route to their largest win over the Sky in franchise history.

2021 GAME-BY-GAME HIGHS

Through August 25 (11-15) NEW YORK LIBERTY 2021 REGULAR SEASON STATISTICS

PLAYER	G	GS	MIN	-FIELD GOALS- FG	FGA	PCT	-3-POINT FG-- FG	FGA	PCT	-FREE THROWS- FT	FTA	PCT	--REBOUNDS-- OFF	DEF	TOT	AST	PF	DQ	STL	TO	BLK	PTS	AVG
Laney	26	26	872	178	385	.462	27	89	.303	83	108	.769	23	88	111	135	55	0	18	99	3	466	17.9
Howard	7	7	174	39	94	.415	8	23	.348	18	19	.947	14	31	45	9	18	0	7	22	3	104	14.9
Whitcomb	25	25	742	112	231	.485	69	156	.442	26	32	.813	10	129	139	75	44	0	29	55	10	319	12.8
Ionescu	24	20	690	78	214	.364	43	126	.341	52	59	.881	18	117	135	141	38	0	12	72	12	251	10.5
Allen	19	7	423	59	165	.358	38	98	.388	26	30	.867	13	54	67	23	31	0	30	16	22	182	9.6
Onyenwere	26	26	594	77	195	.395	31	97	.320	48	57	.842	18	52	70	15	63	0	10	26	9	233	9.0
Jones	22	0	400	51	136	.375	18	46	.391	31	42	.738	12	48	60	29	59	2	12	42	10	151	6.9
Gray	13	0	199	33	61	.541	2	9	.222	18	26	.692	11	37	48	3	46	1	4	21	4	86	6.6
Shook	25	19	525	65	144	.451	21	58	.362	2	3	.667	19	96	115	40	41	0	10	33	15	153	6.1
Odom	16	0	194	21	44	.477	5	17	.294	9	12	.750	11	10	21	8	23	0	5	9	5	56	3.5
Richards	25	0	269	21	47	.447	8	15	.533	4	8	.500	7	19	26	21	19	0	14	14	5	54	2.2
LIBERTY	26	-	5225	740	1727	.428	271	736	.368	319	398	.802	164	711	875	505	453	3	155	438	104	2070	79.6
OPPONENTS	26	-	5225	848	1912	.444	184	543	.339	362	441	.821	232	723	955	525	448	0	211	324	111	2242	86.2

PLAYER	-- SINGLE-GAME HIGHS -- MIN	REB	AST	ST	TO	BL	PTS	---------- AVERAGE PER GAME ---------- MIN	REB	AST	STL	TO	BLK	PTS	-CAREER HIGHS (C=SET, T=TIED THIS SEASON)- FG	FGA	FT	FTA	REB	AST	PTS
Laney	41	8	11	2	9	1	30	33.5	4.3	5.2	0.69	3.8	0.12	17.9	14	24	12C	12C	11	11T	35
Howard	30	13	3	3	6	3	30	24.8	6.4	1.3	1.00	3.1	0.43	14.9	13C	22C	8	11	16	5	33
Whitcomb	37	9	8	4	5	2	30	29.7	5.6	3.0	1.16	2.2	0.40	12.8	10C	16C	5C	5C	9C	8T	30C
Ionescu	39	10	12	2	8	3	26	28.8	5.6	5.9	0.50	3.0	0.50	10.5	11	20	8C	9C	10C	12C	33
Allen	38	8	5	4	2	3	19	22.2	3.5	1.2	1.58	0.8	1.16	9.6	11	16C	4T	5C	9	5C	28
Onyenwere	39	6	2	2	3	2	29	22.9	2.7	0.6	0.38	1.0	0.35	9.0	10C	22C	6C	7C	6C	2C	29C
Jones	27	7	3	2	4	2	17	18.2	2.7	1.3	0.55	1.9	0.45	6.9	8	16	7T	10	10	6	24
Gray	24	6	2	2	4	1	17	15.3	3.7	0.2	0.31	1.6	0.31	6.6	9	12	6	8	15	2T	22
Shook	38	11	4	2	5	2	16	21.0	4.6	1.6	0.40	1.3	0.60	6.1	6C	11C	3	4	11C	4C	16C
Odom	19	4	2	2	2	1	10	12.1	1.3	0.5	0.31	0.6	0.31	3.5	10	12	5C	5C	7	3	20
Richards	25	4	5	3	2	1	14	10.7	1.0	0.8	0.56	0.6	0.20	2.2	5C	8C	1C	2C	4C	5C	14C
LIBERTY	225	40	27	9	30	10	101	201.0	33.7	19.4	5.96	16.8	4.00	79.6	41	89	32	41	57	32	107
OPPONENTS	225	52	26	17	21	10	106	201.0	36.7	20.2	8.12	12.5	4.27	86.2	43C	91	34	42	54	32	106C

2021 TEAM SCORING HIGHS AND LOWS

LIBERTY SCORING	HIGH	LOW
1ST QUARTER	32 (Dallas 7/5/21)	14 (2 Times)
2ND QUARTER	31 (Washington 5/21/21)	9 (Atlanta 6/29/21)
3RD QUARTER	26 (Atlanta 6/26/21)	9 (Connecticut 7/11/21)
4TH QUARTER	30 (Atlanta 6/26/21)	8 (Washington 5/21/21)
1ST HALF	52 (Chicago 5/23/21)	27 (Chicago 6/24/21)
2ND HALF	56 (Atlanta 6/26/21)	26 (2 Times)
10T	8 (Atlanta 5/29/21)	8 (Atlanta 5/29/21)
20T		

2021 TEAM HIGHS AND LOWS

Liberty Lows

Points	54	vs. Connecticut - 7/11
Scoring Margin	-29	at Washington - 5/21
Field Goals Made	17	vs. Connecticut - 7/11
Field Goals Att.	55	at Connecticut - 6/5
Field Goal Pct.	31.3	at Las Vegas - 6/17
3-Point FGs Made	4	vs. Chicago - 6/24
3-Point FGs Att.	20	vs. Washington - 7/3
3-Point FG Pct.	16.0	vs. Chicago - 6/24
Free Throws Made	4	vs. Dallas - 7/5
Free Throws Att.	6	at Connecticut - 6/5
Free Throw Pct.	50.0	vs. Dallas - 7/5
Offensive Reb	3	5 Times
Defensive Reb	19	at Connecticut - 6/5
Total Reb	22	at Connecticut - 6/5
Assists	13	vs. Chicago - 6/24
Steals	3	3 Times
Turnovers	8	2 Times
Blocked Shots	1	vs. Connecticut - 7/11
Personal Fouls	9	vs. Atlanta - 5/29

Liberty Highs

Points	101	at Atlanta - 6/26
Scoring Margin	23	at Atlanta - 6/26
Field Goals Made	40	vs. Dallas - 7/5
Field Goals Att.	81	vs. Las Vegas - 6/3
Field Goal Pct.	56.3	vs. Dallas - 7/5
3-Point FGs Made	16	vs. LA - 8/24
3-Point FGs Att.	34	vs. Atlanta - 5/29
3-Point FG Pct.	50.0	2 Times
Free Throws Made	24	at Atlanta - 6/26
Free Throws Att.	28	at Atlanta - 6/26
Free Throw Pct.	90.4	vs. Atlanta - 5/29
Offensive Reb	12	at Chicago - 5/23
Defensive Reb	37	vs. Minnesota - 5/18
Total Reb	40	2 Times
Assists	25	2 Times
Steals	9	3 Times
Turnovers	30	at LA - 6/20
Blocked Shots	10	at Chicago - 5/23
Personal Fouls	24	at Las Vegas - 6/17

2021 OPPONENT HIGHS AND LOWS

Opponent Lows

Points	65	at Indiana - 5/16
Scoring Margin	-23	at Atlanta - 6/26
Field Goals Made	25	vs. Connecticut - 7/11
Field Goals Att.	71	at Atlanta - 6/26
Field Goal Pct.	32.4	at Indiana - 5/16
3-Point FGs Made	3	4 Times
3-Point FGs Att.	11	vs. Las Vegas - 6/3
3-Point FG Pct.	13.0	vs. Minnesota - 5/18
Free Throws Made	4	vs. Atlanta - 5/29
Free Throws Att.	8	vs. Atlanta - 5/29
Free Throw Pct.	50.0	2 Times
Offensive Reb	5	vs. Seattle - 8/18
Defensive Reb	23	vs. Dallas - 5/24
Total Reb	34	vs. Dallas - 5/24
Assists	14	vs. Indiana - 5/14
Steals	2	vs. Seattle - 8/20
Turnovers	8	vs. Phoenix - 8/25
Blocked Shots	1	2 Times
Personal Fouls	8	at Indiana - 7/9

Opponent Highs

Points	106	vs. Phoenix - 8/25
Scoring Margin	29	at Washington - 5/21
Field Goals Made	43	vs. Phoenix - 8/25
Field Goals Att.	88	vs. Indiana - 5/14
Field Goal Pct.	56.6	vs. Phoenix - 8/25
3-Point FGs Made	16	at Washington - 5/21
3-Point FGs Att.	31	at Washington - 5/21
3-Point FG Pct.	53.8	vs. Seattle - 8/20
Free Throws Made	26	vs. Las Vegas - 6/3
Free Throws Att.	30	at Las Vegas - 6/17
Free Throw Pct.	100.0	3 Times
Offensive Reb	19	vs. Indiana - 5/14
Defensive Reb	37	at Las Vegas - 6/17
Total Reb	52	at Las Vegas - 6/17
Assists	26	3 Times
Steals	14	vs. Seattle - 8/18
Turnovers	21	at Indiana - 5/16
Blocked Shots	10	at Las Vegas - 6/17
Personal Fouls	24	at Indiana - 5/16

LIBERTY PLAYERS IN TOP 10 STATISITCAL RANKINGS (THROUGH 8/25)

POINTS PER GAME:
9th: Betnijah Laney (179)

ASSSISTS PER GAME:
4th: Sabrina Ionescu (5.9)
7th: Betnijah Laney (5.2)

FIELD GOALS MADE:
3rd: Betnijah Laney (178)

THREE POINTERS MADE:
1st: Sami Whitcomb (69)

FREE THROWS MADE:
10th: Betnijah Laney (83)

STEALS PER GAME:
6th: Rebecca Allen (1.6)

ASSIST %:
3rd: Sabrina Ionescu (33.5%)

USAGE %:
2nd: Natasha Howard (31.1%)
8th: Betnijah Laney (26.6%)

2021 LIBERTY TEAM STATISITCAL RANKINGS (THROUGH 8/25)

TRADITIONAL

POINTS PER GAME:
9th: 79.6

REBOUNDS PER GAME:
10th: 33.7

ASSISTS PER GAME:
5th: 19.4

FIELD GOAL %:
6th: 43.1%

THREE POINT FIELD GOAL %:
3rd: 36.4%

THREE POINT FIELD GOALS MADE:
1st: 258

THREE POINT FG MADE PER GAME:
1st: 10.3

HIGHEST % OF POINTS 3PT:
1st: 38.9%

FREE THROW %:
8th: 80.1%

BLOCKS PER GAME:
8th: 4.0

STEALS PER GAME:
11th: 5.9

TURNOVERS PER GAME:
12th: 17.2

PERSONAL FOULS DRAWN PER GAME:
9th: 17.2

ADVANCED

OFFENSIVE RATING:
10th: 96.9

DEFENSIVE RATING:
9th: 103.6

NET RATING:
10th: -6.7

PACE:
2nd: 98.32

ASSIST %:
3rd: 68.3%

EFFECTIVE FIELD GOAL %:
3rd: 50.9%

TRUE SHOOTING %:
4th: 54.6%

LIBERTY SINGLE-GAME RECORDS

Points		
40	Cappie Pondexter vs. Indiana	July 18, 2010
FG Made		
14	6 Times (Most Recent: Tina Charles vs. Connecticut)	August 14, 2015
3PT FG Made		
7	6 Times (Most Recent: Sami Whitcomb at Atlanta)	June 26, 2021
Assists		
13	Teresa Weatherspoon vs. Los Angeles	July 21, 1998
Rebounds		
21	Amanda Zahui B vs. Las Vegas	August 29, 2020
Blocks		
8	Kiah Stokes vs. Connecticut	July 16, 2015
Steals		
8	Teresa Weatherspoon vs. Charlotte	July 10, 1997

LIBERTY SINGLE-GAME ROOKIE RECORDS

Points		
34	Kia Nurse vs. Indiana	June 2, 2018
FG Made		
12	Sophia Witherspoon	August 20, 1997
3PT FG Made		
7	Crystal Robinson	July 24, 1999
Assists		
12	Teresa Weatherspoon vs. Los Angeles	August 20, 1997
Rebounds		
13	DeTrina White vs. Indiana	May 21, 2004
13	Joyner Holmes vs. Phoenix	September 5, 2020
Blocks		
8	Kiah Stokes vs. Connecticut	July 16, 2015
Steals		
8	Teresa Weatherspoon vs. Charlotte	July 10, 1997



WALT HOPKINS

HEAD COACH (SECOND SEASON)
HARVARD • CALIFORNIA-BERKELEY • NEVADA-RENO

The 2021 WNBA season is Walt Hopkins' second season as the New York Liberty's head coach.

On June 2, 2021, Hopkins was named the WNBA Coach of the Month for May. The honor is the first of Hopkins' career, after leading New York to one of its best starts in over a decade.

Prior to joining the Liberty, Hopkins served as an assistant coach for the Minnesota Lynx since 2017, where he helped accumulate a 63-39 record, three consecutive trips to the WNBA Playoffs and one WNBA Championship.

Hopkins has over a decade of experience as a basketball coach at the professional, collegiate, and high school levels. He specializes in: relationship building; providing nuanced individual skill development at every position, improving footwork and shot mechanics, creating and maintaining positive team culture via specific framing and communication strategies, and cultivating positive mindsets in players and coaches.

Prior to joining the Lynx staff, Hopkins served as Academic Coach at the University of California, Berkeley (2014-2016). He also served as the assistant women's basketball coach at Utah Valley University (2013-2014) and Director of Basketball Operations and Player Development Coach for the Tulsa Shock (2013).

Originally from Sparks, Nevada, Hopkins received his bachelor's degree at the University of Nevada-Reno. He also holds master's degrees from Harvard and UC Berkeley, where his studies focused primarily on applying findings from Social, Developmental and Educational Psychology to coaching settings.



FORWARD

@bec.allen9 @becallen8

#9 REBECCA ALLEN

SIXTH SEASON | MELBOURNE, AUSTRALIA | 6-2 | BORN NOV. 6, 1992 | 2019: 7.2 PPG, 2.5 RPG

• Re-signed with the New York Liberty on April 26, 2021.

• Allen, 28, re-joins the Liberty as the team's longest-tenured member (along with Kiah Stokes) after five sea sons with New York. Rebecca, whose most recent season in Seafoam was in 2019, averaged a career-high 7.2 points per game on a team-best 42.6% shooting from three-point territory.

REBECCA'S 2021 GAME-BY-GAME STATS

DATE	OPPONENT	RESULT	MIN	FGM-A	3PM-A	FTM-A	OREB	DREB	REB	AST	STL	BLK	TO	PF	PTS
MAY 14	INDIANA	W	NWT	--	--	--	--	--	--	--	--	--	--	--	--
MAY 16	AT INDIANA	W	15	1 - 6	1 - 5	0 - 0	0	5	5	2	0	0	1	0	3
MAY 18	MINNESOTA	W	12	1 - 6	0 - 2	4 - 5	1	2	3	2	1	1	0	2	6
MAY 21	AT WASHINGTON	L	25	3 - 9	3 - 8	0 - 0	0	4	4	0	0	1	2	2	9
MAY 23	AT CHICAGO	W	25	5 - 13	1 - 4	2 - 3	3	1	4	1	2	3	1	2	13
MAY 25	DALLAS	W	21	2 - 9	0 - 3	2 - 2	0	2	2	1	3	1	0	3	6
MAY 29	ATLANTA	L	8	0 - 4	0 - 1	0 - 0	0	2	2	0	1	0	2	1	0
JUNE 3	LAS VEGAS	L	25	7 - 16	2 - 8	0 - 0	0	2	2	1	2	1	0	1	16
JUNE 5	AT CONNECTICUT	L	23	5 - 10	4 - 7	0 - 0	1	1	2	0	2	1	1	3	14
JUNE 13	AT PHOENIX	W	24	3 - 9	1 - 5	0 - 0	2	3	5	1	3	0	2	4	7
JUNE 15	AT LAS VEGAS	L	29	2 - 8	0 - 4	2 - 2	0	2	2	1	2	1	0	0	6
JUNE 17	AT LAS VEGAS	L	24	4 - 13	4 - 8	2 - 2	1	4	5	1	4	1	0	2	14
JUNE 20	AT LOS ANGELES	W	38	5 - 15	5 - 11	4 - 4	1	5	6	3	3	3	1	1	19
JUNE 22	CHICAGO	L	17	3 - 9	1 - 5	0 - 0	1	0	1	0	0	1	1	1	7
JUNE 24	CHICAGO	L	23	1 - 4	0 - 2	3 - 4	0	5	5	1	0	2	2	1	5
JUNE 26	AT ATLANTA	W	DNP	--	--	--	--	--	--	--	--	--	--	--	--
JUNE 29	AT ATLANTA	L	DNP	--	--	--	--	--	--	--	--	--	--	--	--
JULY 3	WASHINGTON	W	DND	--	--	--	--	--	--	--	--	--	--	--	--
JULY 5	DALLAS	W	DND	--	--	--	--	--	--	--	--	--	--	--	--
JULY 9	AT INDIANA	L	NWT	--	--	--	--	--	--	--	--	--	--	--	--
JULY 11	CONNECTICUT	L	NWT	--	--	--	--	--	--	--	--	--	--	--	--
AUG 15	AT MINNESOTA	L	4	0 - 0	0 - 0	0 - 0	0	0	0	0	0	0	0	2	0
AUG 18	SEATTLE	W	26	5 - 9	5 - 6	2 - 2	0	6	6	1	2	2	1	2	17
AUG 20	SEATTLE	L	24	4 - 7	3 - 5	2 - 2	0	2	2	0	1	1	1	1	13
AUG 22	LOS ANGELES	L	26	5 - 7	5 - 6	0 - 0	1	2	3	5	1	2	0	2	15
AUG 25	PHOENIX	L	33	3 - 11	3 - 8	3 - 4	2	6	8	3	3	1	1	1	12
AUG 27	PHOENIX														
AUG 31	AT MINNESOTA														
SEPT 2	AT SEATTLE														
SEPT 11	AT PHOENIX														
SEPT 15	AT DALLAS														
SEPT 17	AT CONNECTICUT														
SEPT 17	AT WASHINGTON														

CAREER REGULAR SEASON HIGHS

Per Game Highs	Season	Career
Points	19 (Los Angeles - 6/20/2021)	28 (Minnesota - 8/13/2019)
Rebounds	8 (Phoenix - 8/25/2021)	9 (Seattle - 5/26/2017)
Defensive Rebounds	6 (2 Times)	7 (Seattle - 5/26/2017)
Offensive Rebounds	3 (Chicago - 5/23/2021)	3 (2 Times)
Assists	3 (Los Angeles - 6/20/2021)	4 (Chicago - 8/7/2019)
Blocks	3 (2 Times)	4 (Chicago - 8/7/2019)
Steals	4 (Las Vegas - 6/17/2021)	4 (Las Vegas - 6/17/2021)
Field Goals Made	7 (Las Vegas - 6/3/2021)	11 (Minnesota - 8/13/2019)
Field Goals Attempted	16 (Las Vegas - 6/3/2021)	16 (Las Vegas - 6/3/2021)
Three Point Field Goals Made	5 (2 Times)	6 (2 Times)
Three Point Field Goals Attempted	11 (Los Angeles - 6/20/2021)	11 (2 Times)
Minutes Played	38 (Los Angeles - 6/20/2021)	38 (Los Angeles - 6/20/2021)

CAREER REGULAR SEASON AVERAGES (THROUGH 8/20)

YEAR	TEAM	G	GS	MPG	FG%	3P%	FT%	OREB	DREB	RPG	APG	SPG	BPG	TO	PF	PPG
2015	NYL	2	0	17.0	30.0	0.0	0.0	1.0	3.5	4.5	0.0	1.5	1.0	1.5	0.5	3.0
2016	NYL	21	6	13.3	45.9	56.7	86.7	0.6	1.1	1.7	0.5	0.4	0.5	0.6	1.7	5.7
2017	NYL	33	0	9.2	37.6	34.1	33.3	0.4	1.6	2.0	0.5	0.3	0.3	0.5	1.1	2.8
2018	NYL	28	0	10.4	37.6	26.3	84.0	0.5	1.3	1.7	0.3	0.3	0.3	0.5	1.3	3.8
2019	NYL	24	2	17.2	41.7	42.6	81.3	0.5	2.0	2.5	0.7	0.5	0.7	0.7	2.1	7.2
2021	NYL	17	6	21.4	34.7	35.7	88.5	0.6	2.7	3.3	0.9	1.5	1.1	0.9	1.7	9.1
Career		**125**	**14**	**13.5**	**39.2**	**37.7**	**81.8**	**0.5**	**1.7**	**2.2**	**0.5**	**0.6**	**0.6**	**0.7**	**1.5**	**5.2**

FORWARD

@nograyareas21 @nograyareas21

#1 RESHANDA GRAY

FIFTH SEASON | CALIFORNIA '15 | LOS ANGELES, CALIF. | 6-2 | BORN JUNE 1, 1993 | 2020: 1.4 PPG, 2.8 RPG

- Re-signed with New York Liberty on July 1 through the remainder of the 2021 season.
- In 2019, Reshanda averaged a career-high 5.2 points and 5.2 rebounds over 34 games with New York.

RESHANDA'S 2021 GAME-BY-GAME STATS

DATE	OPPONENT	RESULT	MIN	FGM-A	3PM-A	FTM-A	OREB	DREB	REB	AST	STL	BLK	TO	PF	PTS
MAY 14	INDIANA	W	12	1 - 2	0 - 0	1 - 2	0	1	1	0	0	0	1	3	3
MAY 16	AT INDIANA	W	12	2 - 3	0 - 0	0 - 0	1	3	4	0	1	0	3	5	4
JUNE 13	AT PHOENIX	W	18	3 - 7	0 - 2	2 - 3	0	5	5	0	0	0	1	5	8
JUNE 15	AT LAS VEGAS	L	19	1 - 5	0 - 1	3 - 4	2	2	4	2	0	1	2	3	5
JUNE 17	AT LAS VEGAS	L	21	7 - 11	0 - 1	3 - 4	0	4	4	0	0	0	0	3	17
JUNE 20	AT LOS ANGELES	W	16	0 - 2	0 - 0	2 - 2	1	0	1	0	0	0	4	4	2
JULY 3	WASHINGTON	W	18	5 - 9	0 - 1	1 - 2	1	5	6	0	0	1	0	6	11
JULY 5	DALLAS	W	24	5 - 6	0 - 0	1 - 1	1	5	6	1	2	1	0	3	11
JULY 9	AT INDIANA	L	15	3 - 5	0 - 0	4 - 4	1	4	5	0	0	1	3	4	10
JULY 11	CONNECTICUT	L	21	3 - 4	2 - 2	0 - 0	2	3	5	0	0	0	2	3	8
AUG 15	AT MINNESOTA	L	6	1 - 3	0 - 1	0 - 2	1	0	1	0	0	0	1	2	2
AUG 18	SEATTLE	W	DNP	--	--	--	--	--	--	--	--	--	--	--	--
AUG 20	SEATTLE	L	NWT	--	--	--	--	--	--	--	--	--	--	--	--
AUG 22	LOS ANGELES	L	12	1 - 2	0 - 0	0 - 0	1	4	5	0	1	0	4	4	2
AUG 25	PHOENIX	L	6	1 - 2	0 - 1	1 - 2	0	1	1	0	0	0	0	1	3
AUG 27	PHOENIX														
AUG 31	AT MINNESOTA														
SEPT 2	AT SEATTLE														
SEPT 11	AT PHOENIX														
SEPT 15	AT DALLAS														
SEPT 17	AT CONNECTICUT														
SEPT 17	AT WASHINGTON														

CAREER REGULAR SEASON HIGHS

Per Game Highs	Season	Career
Points	17 (Las Vegas - 6/17/2021)	22 (Dallas - 7/22/2016)
Rebounds	6 (2 Times)	15 (Atlanta - 6/30/2019)
Defensive Rebounds	5 (3 Times)	10 (Atlanta - 6/30/2019)
Offensive Rebounds	2 (2 Times)	6 (Indiana - 5/24/2019)
Assists	2 (Las Vegas - 6/15/2021)	2 (5 Times)
Blocks	1 (4 Times)	2 (3 Times)
Steals	2 (Dallas - 7/5/2021)	3 (2 Times)
Field Goals Made	7 (Las Vegas - 6/17/2021)	9 (Dallas - 7/22/2016)
Field Goals Attempted	11 (Las Vegas - 6/17/2021)	12 (Dallas - 7/22/2016)
Three Point Field Goals Made	2 (Connecticut - 7/11/2021)	2 (Connecticut - 7/11/2021)
Three Point Field Goals Attempted	2 (2 Times)	2 (2 Times)
Minutes Played	24 (Dallas - 7/5/2021)	31 (Dallas - 6/28/2019)

CAREER REGULAR SEASON AVERAGES (THROUGH 8/20)

YEAR	TEAM	G	GS	MPG	FG%	3P%	FT%	OREB	DREB	RPG	APG	SPG	BPG	TO	PF	PPG
2015	TOT	27	1	10.7	48.7	0.0	68.8	0.8	1.4	2.1	0.2	0.3	0.3	0.7	2.1	4.0
2016	ATL	28	5	9.6	52.1	0.0	55.6	0.9	1.7	2.5	0.1	0.1	0.1	0.6	2.3	3.4
2019	NYL	34	10	15.3	47.3	50.0	56.5	1.8	3.4	5.2	0.5	0.5	0.2	1.2	3.3	5.2
2020	LAS	10	0	6.3	36.4	0.0	85.7	0.6	2.2	2.8	0.3	0.1	0.4	1.0	1.0	1.4
2021	NYL	11	0	16.5	54.4	25.0	70.8	0.9	2.9	3.8	0.3	0.3	0.4	1.6	3.7	7.4
Career		**110**	**16**	**12.0**	**49.3**	**27.3**	**62.7**	**1.1**	**2.3**	**3.4**	**0.3**	**0.3**	**0.3**	**1.0**	**2.6**	**4.3**

FORWARD

@natasha_howard6 @nhoward1033

#6 NATASHA HOWARD

EIGTH SEASON | FLORIDA STATE '14 | TOLEDO, OH. | 6-2 | BORN SEPT. 2, 1991 | 2020: 9.5 PPG, 7.1 RPG

• On February 8, the Liberty made a blockbuster trade to bring three-time WNBA Champion, Natasha Howard, to New York from the Seattle Storm in exchange for the 2021 No. 1 overall draft pick.

• In Seattle's 2020 Championship season, Howard averaged 9.5 points and 7.1 rebounds per game while shooting 53.0% from the field during the regular season.

NATASHA'S 2021 GAME-BY-GAME STATS

DATE	OPPONENT	RESULT	MIN	FGM-A	3PM-A	FTM-A	OREB	DREB	REB	AST	STL	BLK	TO	PF	PTS
MAY 14	INDIANA	W	NWT	--	--	--	--	--	--	--	--	--	--	--	--
MAY 16	AT INDIANA	W	NWT	--	--	--	--	--	--	--	--	--	--	--	--
MAY 18	MINNESOTA	W	NWT	--	--	--	--	--	--	--	--	--	--	--	--
MAY 21	AT WASHINGTON	L	NWT	--	--	--	--	--	--	--	--	--	--	--	--
MAY 23	AT CHICAGO	W	22	5 - 10	0 - 1	2 - 2	2	5	7	1	0	0	6	3	12
MAY 25	DALLAS	W	22	5 - 8	2 - 2	5 - 6	3	3	6	3	0	0	4	2	17
MAY 29	ATLANTA	L	DND	--	--	--	--	--	--	--	--	--	--	--	--
JUNE 3	LAS VEGAS	L	DND	--	--	--	--	--	--	--	--	--	--	--	--
JUNE 5	AT CONNECTICUT	L	DND	--	--	--	--	--	--	--	--	--	--	--	--
JUNE 13	AT PHOENIX	W	DND	--	--	--	--	--	--	--	--	--	--	--	--
JUNE 15	AT LAS VEGAS	L	DND	--	--	--	--	--	--	--	--	--	--	--	--
JUNE 17	AT LAS VEGAS	L	DND	--	--	--	--	--	--	--	--	--	--	--	--
JUNE 20	AT LOS ANGELES	W	DND	--	--	--	--	--	--	--	--	--	--	--	--
JUNE 22	CHICAGO	L	DND	--	--	--	--	--	--	--	--	--	--	--	--
JUNE 24	CHICAGO	L	DND	--	--	--	--	--	--	--	--	--	--	--	--
JUNE 26	AT ATLANTA	W	NWT	--	--	--	--	--	--	--	--	--	--	--	--
JUNE 29	AT ATLANTA	L	NWT	--	--	--	--	--	--	--	--	--	--	--	--
JULY 3	WASHINGTON	W	DND	--	--	--	--	--	--	--	--	--	--	--	--
JULY 5	DALLAS	W	DND	--	--	--	--	--	--	--	--	--	--	--	--
JULY 9	AT INDIANA	L	DND	--	--	--	--	--	--	--	--	--	--	--	--
JULY 11	CONNECTICUT	L	DND	--	--	--	--	--	--	--	--	--	--	--	--
AUG 15	AT MINNESOTA	L	30	13 - 22	2 - 4	2 - 2	1	3	4	1	0	0	0	3	30
AUG 18	SEATTLE	W	23	4 - 8	0 - 2	2 - 2	0	1	1	1	1	0	5	2	10
AUG 20	SEATTLE	L	27	4 - 19	1 - 5	2 - 2	4	9	13	1	1	3	2	2	11
AUG 22	LOS ANGELES	L	28	6 - 13	2 - 4	3 - 3	2	9	11	1	3	0	3	3	17
AUG 25	PHOENIX	L	22	2 - 14	1 - 5	2 - 2	2	1	3	1	2	0	2	3	7
AUG 27	PHOENIX														
AUG 31	AT MINNESOTA														
SEPT 2	AT SEATTLE														
SEPT 11	AT PHOENIX														
SEPT 15	AT DALLAS														
SEPT 17	AT CONNECTICUT														
SEPT 17	AT WASHINGTON														

CAREER REGULAR SEASON HIGHS

Per Game Highs	Season	Career
Points	30 (Minnesota - 8/15/2021)	33 (Minnesota - 7/17/2019)
Rebounds	7 (Chicago - 5/23/2021)	16 (Phoenix - 5/25/2019)
Defensive Rebounds	5 (Chicago - 5/23/2021)	11 (3 Times)
Offensive Rebounds	3 (Dallas - 5/24/2021)	7 (Phoenix - 5/25/2019)
Assists	3 (Dallas - 5/24/2021)	5 (2 Times)
Blocks		6 (2 Times)
Steals	1 (Seattle - 8/18/2021)	6 (Dallas - 8/8/2019)
Field Goals Made	13 (Minnesota - 8/15/2021)	13 (Minnesota - 8/15/2021)
Field Goals Attempted	22 (Minnesota - 8/15/2021)	22 (Minnesota - 8/15/2021)
Three Point Field Goals Made	2 (2 Times)	4 (Washington - 8/14/2019)
Three Point Field Goals Attempted	4 (Minnesota - 8/15/2021)	9 (Washington - 8/14/2019)
Minutes Played	30 (Minnesota - 8/15/2021)	41 (Atlanta - 5/17/2014)

CAREER REGULAR SEASON AVERAGES (THROUGH 8/20)

YEAR	TEAM	G	GS	MPG	FG%	3P%	FT%	OREB	DREB	RPG	APG	SPG	BPG	TO	PF	PPG
2014	IND	34	15	16.9	44.3	0.0	59.4	1.5	1.5	3.1	0.6	0.8	0.7	1.5	2.6	7.0
2015	IND	30	2	11.4	37.9	0.0	72.1	0.9	1.7	2.6	0.4	0.4	0.4	0.9	2.0	4.2
2016	MIN	34	1	14.6	57.4	20.0	67.7	1.2	2.4	3.6	0.8	0.7	0.8	1.1	2.9	6.7
2017	MIN	34	0	11.7	48.4	21.4	73.3	0.9	1.5	2.4	0.7	0.5	0.6	0.8	1.7	4.3
2018	SEA	34	33	25.6	54.7	32.7	79.8	2.4	4.1	6.4	1.0	1.3	2.0	1.9	3.7	13.2
2019	SEA	34	34	31.4	43.9	30.8	81.0	2.7	5.5	8.2	2.1	2.2	1.7	2.9	2.9	18.1
2021	NYL	5	5	24.8	46.3	35.7	92.9	2.0	4.2	6.2	1.4	0.4	0.6	3.4	2.4	16.0
Career		**227**	**112**	**19.1**	**48.1**	**30.7**	**75.2**	**1.7**	**3.0**	**4.7**	**1.0**	**1.1**	**1.0**	**1.6**	**2.7**	**9.2**

GUARD

@sabrina_i @sabrina_i20

#20 SABRINA IONESCU

SECOND SEASON | OREGON '20 | WALNUT CREEK, CALIF. | 5-11 | BORN DEC. 6, 1997 | 2020: 18.3 PPG, 4.7 RPG, 4.0 APG

• Sabrina Ionescu was selected 1st overall in the 2020 WNBA Draft by the New York Liberty, which was the team's first overall selection in franchise history.

• Ionescu became the fastest player to record a triple-double in WNBA history in just her sixth career game as a professional on May 18; also marked the first triple-double in Liberty franchise history and the tenth all-time in league history.

SABRINA'S 2021 GAME-BY-GAME STATS

DATE	OPPONENT	RESULT	MIN	FGM-A	3PM-A	FTM-A	OREB	DREB	REB	AST	STL	BLK	TO	PF	PTS
MAY 14	INDIANA	W	37	7 - 18	4 - 8	7 - 7	0	6	6	11	1	0	2	3	25
MAY 16	AT INDIANA	W	31	3 - 9	2 - 4	4 - 5	0	5	5	4	0	0	8	4	12
MAY 18	MINNESOTA	W	37	7 - 16	4 - 7	8 - 9	0	10	10	12	0	1	3	0	26
MAY 21	AT WASHINGTON	L	31	3 - 9	1 - 4	3 - 3	2	4	6	5	0	0	4	2	10
MAY 23	AT CHICAGO	W	36	7 - 13	5 - 10	0 - 0	0	5	5	12	1	3	4	2	19
MAY 25	DALLAS	W	27	3 - 6	2 - 4	7 - 8	3	6	9	3	1	1	4	2	15
MAY 29	ATLANTA	L	39	2 - 11	2 - 7	0 - 1	1	4	5	3	0	0	2	2	6
JUNE 3	LAS VEGAS	L	32	2 - 13	1 - 6	0 - 0	2	7	9	9	0	0	4	2	5
JUNE 5	AT CONNECTICUT	L	29	2 - 6	1 - 3	0 - 0	0	3	3	5	1	1	1	2	5
JUNE 13	AT PHOENIX	W	DND	--	--	--	--	--	--	--	--	--	--	--	--
JUNE 15	AT LAS VEGAS	L	DND	--	--	--	--	--	--	--	--	--	--	--	--
JUNE 17	AT LAS VEGAS	L	15	0 - 5	0 - 3	1 - 2	1	2	3	3	0	0	0	0	1
JUNE 20	AT LOS ANGELES	W	21	2 - 8	1 - 7	4 - 5	3	3	6	2	2	0	3	1	9
JUNE 22	CHICAGO	L	27	1 - 5	1 - 4	3 - 3	0	8	8	7	1	0	1	2	6
JUNE 24	CHICAGO	L	13	0 - 2	0 - 1	2 - 2	0	2	2	5	0	0	1	0	2
JUNE 26	AT ATLANTA	W	28	3 - 5	3 - 4	1 - 1	0	6	6	8	0	1	4	1	10
JUNE 29	AT ATLANTA	L	29	2 - 7	1 - 5	1 - 2	1	5	6	1	1	0	2	2	6
JULY 3	WASHINGTON	W	26	6 - 7	3 - 4	0 - 0	0	5	5	5	1	0	2	1	15
JULY 5	DALLAS	W	29	5 - 9	3 - 5	0 - 0	0	3	3	12	0	2	4	2	13
JULY 9	AT INDIANA	L	20	2 - 7	0 - 3	0 - 0	1	3	4	4	1	0	6	1	4
JULY 11	CONNECTICUT	L	21	0 - 6	0 - 3	0 - 0	1	6	7	3	0	0	2	0	0
AUG 15	AT MINNESOTA	L	30	6 - 11	2 - 6	0 - 0	0	7	7	6	1	1	2	2	14
AUG 18	SEATTLE	W	34	4 - 9	2 - 7	0 - 0	2	5	7	5	0	0	5	1	10
AUG 20	SEATTLE	L	31	4 - 8	3 - 7	5 - 5	1	3	4	3	0	0	1	2	16
AUG 22	LOS ANGELES	L	31	3 - 9	2 - 5	4 - 4	0	4	4	6	0	0	6	3	12
AUG 25	PHOENIX	L	35	4 - 15	0 - 9	2 - 2	0	5	5	7	1	2	1	1	10
AUG 27	PHOENIX														
AUG 31	AT MINNESOTA														
SEPT 2	AT SEATTLE														
SEPT 11	AT PHOENIX														
SEPT 15	AT DALLAS														
SEPT 17	AT CONNECTICUT														
SEPT 17	AT WASHINGTON														

CAREER REGULAR SEASON HIGHS

Per Game Highs	Season	Career
Points	26 (Minnesota - 5/18/2021)	33 (Dallas - 7/29/2020)
Rebounds	10 (Minnesota - 5/18/2021)	10 (Minnesota - 5/18/2021)
Defensive Rebounds	10 (Minnesota - 5/18/2021)	10 (Minnesota - 5/18/2021)
Offensive Rebounds	3 (2 Times)	3 (2 Times)
Assists	12 (3 Times)	12 (3 Times)
Blocks	3 (Chicago - 5/23/2021)	3 (Chicago - 5/23/2021)
Steals	2 (Los Angeles - 6/20/2021)	2 (Los Angeles - 6/20/2021)
Field Goals Made	7 (3 Times)	11 (Dallas - 7/29/2020)
Field Goals Attempted	18 (Indiana - 5/14/2021)	20 (Dallas - 7/29/2020)
Three Point Field Goals Made	5 (Chicago - 5/23/2021)	6 (Dallas - 7/29/2020)
Three Point Field Goals Attempted	10 (Chicago - 5/23/2021)	10 (2 Times)
Minutes Played	39 (Atlanta - 5/29/2021)	39 (Atlanta - 5/29/2021)

CAREER REGULAR SEASON AVERAGES (THROUGH 8/20)

YEAR	TEAM	G	GS	MPG	FG%	3P%	FT%	OREB	DREB	RPG	APG	SPG	BPG	TO	PF	PPG
2020	NYL	3	3	26.7	45.2	35.0	100	0.7	4.0	4.7	4.0	0.7	0.0	4.3	1.3	18.3
2021	NYL	22	18	28.4	37.4	36.6	86.8	0.8	4.9	5.7	5.8	0.5	0.5	3.0	1.6	10.4
Career		**25**	**21**	**28.2**	**38.8**	**36.4**	**88.9**	**0.8**	**4.8**	**5.6**	**5.6**	**0.5**	**0.4**	**3.1**	**1.5**	**11.4**

GUARD

@jazmine.jones4 @Jazmine_Jones4

#4 JAZMINE JONES

SECOND SEASON | LOUISVILLE '20 | TALLAHASSEE, FLA. | 6-0 | BORN OCT. 15, 1996 | 2020: 10.8 PPG, 4.1 RPG, 2.3 APG

- Named to the 2020 WNBA All-Rookie Team, the Liberty's first selection since 2015.
- Ranked fourth among rookies in scoring (10.8 PPG), third in rebounding (4.1 RPG) and first in steals (1.4 SPG).

JAZMINE'S 2021 GAME-BY-GAME STATS

DATE	OPPONENT	RESULT	MIN	FGM-A	3PM-A	FTM-A	OREB	DREB	REB	AST	STL	BLK	TO	PF	PTS
MAY 14	INDIANA	W	14	0 - 1	0 - 1	0 - 0	0	1	1	0	0	1	2	3	0
MAY 16	AT INDIANA	W	16	4 - 7	2 - 2	0 - 0	1	1	2	2	2	1	1	3	10
MAY 18	MINNESOTA	W	11	1 - 4	0 - 1	0 - 0	0	2	2	1	0	1	2	2	2
MAY 21	AT WASHINGTON	L	24	1 - 5	0 - 1	1 - 2	0	1	1	3	1	1	2	1	3
MAY 23	AT CHICAGO	W	10	1 - 1	1 - 1	0 - 0	0	3	3	1	0	0	2	2	3
MAY 25	DALLAS	W	18	2 - 4	0 - 1	1 - 2	1	2	3	1	1	0	1	3	5
MAY 29	ATLANTA	L	13	1 - 3	0 - 0	2 - 2	0	4	4	0	0	0	3	0	4
JUNE 3	LAS VEGAS	L	4	0 - 1	0 - 0	0 - 0	1	1	2	2	0	0	2	3	0
JUNE 5	AT CONNECTICUT	L	19	2 - 5	0 - 1	4 - 4	0	3	3	3	0	0	3	4	8
JUNE 13	AT PHOENIX	W	21	6 - 13	1 - 1	3 - 4	3	4	7	1	0	0	1	4	16
JUNE 15	AT LAS VEGAS	L	27	6 - 8	3 - 4	2 - 3	0	0	0	3	2	1	1	4	17
JUNE 17	AT LAS VEGAS	L	24	3 - 14	2 - 7	0 - 0	1	2	3	1	2	0	3	6	8
JUNE 20	AT LOS ANGELES	W	13	0 - 3	0 - 0	0 - 0	1	1	2	2	0	0	4	2	0
JUNE 22	CHICAGO	L	25	5 - 8	1 - 2	0 - 0	0	5	5	0	0	2	4	2	11
JUNE 24	CHICAGO	L	23	2 - 6	1 - 3	1 - 1	0	3	3	1	0	0	0	4	6
JUNE 26	AT ATLANTA	W	18	1 - 6	0 - 3	1 - 2	0	2	2	2	0	0	4	3	3
JUNE 29	AT ATLANTA	L	13	2 - 6	1 - 2	0 - 0	1	3	4	1	0	1	2	1	5
JULY 3	WASHINGTON	W	21	4 - 9	2 - 3	7 - 7	2	3	5	0	1	1	0	1	17
JULY 5	DALLAS	W	25	6 - 11	3 - 7	1 - 4	0	2	2	0	2	1	3	2	16
JULY 9	AT INDIANA	L	21	2 - 8	1 - 3	0 - 0	0	1	1	3	0	0	0	6	5
JULY 11	CONNECTICUT	L	22	2 - 11	0 - 3	6 - 9	0	4	4	2	0	0	2	1	10
AUG 15	AT MINNESOTA	L	18	0 - 2	0 - 0	2 - 2	1	0	1	0	1	0	0	2	2
AUG 18	SEATTLE	W	DND	--	--	--	--	--	--	--	--	--	--	--	--
AUG 20	SEATTLE	L	DND	--	--	--	--	--	--	--	--	--	--	--	--
AUG 22	LOS ANGELES	L	DND	--	--	--	--	--	--	--	--	--	--	--	--
AUG 25	PHOENIX	L	DND	--	--	--	--	--	--	--	--	--	--	--	--
AUG 27	PHOENIX														
AUG 31	AT MINNESOTA														
SEPT 2	AT SEATTLE														
SEPT 11	AT PHOENIX														
SEPT 15	AT DALLAS														
SEPT 17	AT CONNECTICUT														
SEPT 17	AT WASHINGTON														

CAREER REGULAR SEASON HIGHS

Per Game Highs	Season	Career
Points	17 (2 Times)	24 (Los Angeles - 8/11/2020)
Rebounds	7 (Phoenix - 6/13/2021)	10 (Indiana - 9/10/2020)
Defensive Rebounds	5 (Chicago - 6/22/2021)	9 (Indiana - 9/10/2020)
Offensive Rebounds	3 (Phoenix - 6/13/2021)	3 (2 Times)
Assists	3 (3 Times)	6 (Washington - 9/12/2020)
Blocks	2 (Chicago - 6/22/2021)	2 (4 Times)
Steals	2 (4 Times)	5 (Los Angeles - 8/11/2020)
Field Goals Made	6 (3 Times)	8 (2 Times)
Field Goals Attempted	14 (Las Vegas - 6/17/2021)	16 (Los Angeles - 8/11/2020)
Three Point Field Goals Made	3 (Las Vegas - 6/15/2021)	3 (Las Vegas - 6/15/2021)
Three Point Field Goals Attempted	7 (Las Vegas - 6/17/2021)	7 (Las Vegas - 6/17/2021)
Minutes Played	27 (Las Vegas - 6/15/2021)	33 (Washington - 9/12/2020)

CAREER REGULAR SEASON AVERAGES

YEAR	TEAM	G	GS	MPG	FG%	3P%	FT%	OREB	DREB	RPG	APG	SPG	BPG	TO	PF	PPG
2020	NYL	20	2	21.4	40.4	33.3	78.8	0.9	3.2	4.1	2.3	1.4	0.5	2.9	3.0	10.8
2021	NYL	22	0	18.2	37.5	39.1	73.8	0.5	2.2	2.7	1.3	0.6	0.5	1.9	2.7	6.9
Career		**42**	**2**	**19.7**	**39.1**	**36.3**	**77.0**	**0.7**	**2.6**	**3.4**	**1.8**	**1.0**	**0.5**	**2.4**	**2.8**	**8.7**

GUARD/FORWARD

@najlaney @BetnijahLaney

#44 BETNIJAH LANEY

FIFTH SEASON | RUTGERS '15 | CLAYTON, DEL. | 6-0 | BORN OCT. 29, 1993 | 2020: 17.2 PPG, 3.0 RPG, 3.7 APG

- Betnijah was selected to the 2021 WNBA All-Star Team for the first time in her career.
- Laney, the WNBA's 2020 Most Improved Player, joined New York after a career-best season with Atlanta, where she averaged 17.2 points, 4.9 rebounds, and 4.0 assists per contest, while shooting 48.1% from the field and 40.5% from beyond the arc.

BETNIJAH'S 2021 GAME-BY-GAME STATS

DATE	OPPONENT	RESULT	MIN	FGM-A	3PM-A	FTM-A	OREB	DREB	REB	AST	STL	BLK	TO	PF	PTS
MAY 14	INDIANA	W	38	11 - 18	4 - 5	4 - 6	0	5	5	2	0	0	2	3	30
MAY 16	AT INDIANA	W	33	6 - 17	2 - 7	6 - 7	0	2	2	4	1	0	6	4	20
MAY 18	MINNESOTA	W	32	8 - 12	2 - 2	2 - 2	0	2	2	5	0	0	4	3	20
MAY 21	AT WASHINGTON	L	34	9 - 18	2 - 4	0 - 0	1	4	5	5	2	1	4	2	20
MAY 23	AT CHICAGO	W	34	8 - 14	1 - 2	3 - 5	3	3	6	5	0	0	7	3	20
MAY 25	DALLAS	W	35	9 - 15	1 - 3	7 - 9	0	2	2	3	0	0	1	4	26
MAY 29	ATLANTA	L	41	4 - 12	0 - 2	12 - 12	0	6	6	11	2	0	7	2	20
JUNE 3	LAS VEGAS	L	36	9 - 21	1 - 5	4 - 5	1	4	5	3	0	0	2	2	23
JUNE 5	AT CONNECTICUT	L	31	4 - 12	0 - 3	0 - 0	0	2	2	6	1	0	4	2	8
JUNE 13	AT PHOENIX	W	36	9 - 19	3 - 9	2 - 2	1	6	7	10	0	0	1	1	23
JUNE 15	AT LAS VEGAS	L	30	7 - 12	0 - 1	1 - 5	0	2	2	6	0	1	8	4	15
JUNE 17	AT LAS VEGAS	L	25	7 - 14	1 - 3	5 - 7	1	3	4	4	0	0	1	1	20
JUNE 20	AT LOS ANGELES	W	34	6 - 10	0 - 2	2 - 2	0	5	5	5	1	0	9	4	14
JUNE 22	CHICAGO	L	25	7 - 12	0 - 2	4 - 5	1	4	5	5	0	0	3	1	18
JUNE 24	CHICAGO	L	33	7 - 13	0 - 1	0 - 2	2	3	5	3	0	0	6	3	14
JUNE 26	AT ATLANTA	W	37	8 - 14	3 - 7	9 - 11	3	0	3	6	0	0	3	0	28
JUNE 29	AT ATLANTA	L	37	7 - 19	0 - 5	2 - 2	2	3	5	7	1	0	2	0	16
JULY 3	WASHINGTON	W	37	7 - 14	1 - 2	4 - 4	0	3	3	3	1	0	4	2	19
JULY 5	DALLAS	W	34	8 - 15	2 - 4	0 - 0	0	1	1	7	0	0	2	3	18
JULY 9	AT INDIANA	L	37	8 - 21	0 - 3	7 - 9	3	5	8	4	1	0	7	3	23
JULY 11	CONNECTICUT	L	22	1 - 7	1 - 4	0 - 0	0	4	4	1	0	0	3	0	3
AUG 15	AT MINNESOTA	L	34	6 - 15	0 - 1	0 - 0	0	2	2	4	2	0	1	1	12
AUG 18	SEATTLE	W	35	8 - 18	1 - 3	0 - 0	1	6	7	8	2	1	5	2	17
AUG 20	SEATTLE	L	27	3 - 12	0 - 1	3 - 5	0	3	3	4	1	0	2	3	9
AUG 22	LOS ANGELES	L	36	2 - 12	0 - 4	6 - 8	0	4	4	9	2	0	4	1	10
AUG 25	PHOENIX	L	38	9 - 19	2 - 4	0 - 0	4	4	8	5	1	0	1	1	20
AUG 27	PHOENIX														
AUG 31	AT MINNESOTA														
SEPT 2	AT SEATTLE														
SEPT 11	AT PHOENIX														
SEPT 15	AT DALLAS														
SEPT 17	AT CONNECTICUT														
SEPT 17	AT WASHINGTON														

CAREER REGULAR SEASON HIGHS

Per Game Highs	Season	Career
Points	30 (Indiana - 5/14/2021)	35 (Washington - 8/19/2020)
Rebounds	8 (2 Times)	11 (Dallas - 6/13/2019)
Defensive Rebounds	6 (3 Times)	9 (Las Vegas - 7/10/2019)
Offensive Rebounds	4 (Phoenix - 8/25/2021)	6 (Dallas - 6/13/2019)
Assists	11 (Atlanta - 5/29/2021)	11 (2 Times)
Blocks	1 (3 Times)	2 (Atlanta - 6/19/2015)
Steals	2 (4 Times)	4 (5 Times)
Field Goals Made	11 (Indiana - 5/14/2021)	14 (Washington - 8/19/2020)
Field Goals Attempted	21 (2 Times)	24 (Washington - 8/19/2020)
Three Point Field Goals Made	4 (Indiana - 5/14/2021)	4 (2 Times)
Three Point Field Goals Attempted	9 (Phoenix - 6/13/2021)	9 (Phoenix - 6/13/2021)
Minutes Played	41 (Atlanta - 5/29/2021)	43 (Los Angeles - 8/21/2020)

CAREER REGULAR SEASON AVERAGES (THROUGH 8/20)

YEAR	TEAM	G	GS	MPG	FG%	3P%	FT%	OREB	DREB	RPG	APG	SPG	BPG	TO	PF	PPG
2015	CHI	32	2	12.8	39.4	0.0	69.6	0.6	1.6	2.1	0.6	0.5	0.2	0.6	1.3	2.9
2016	CHI	8	1	5.3	16.7	0.0	100	0.1	0.5	0.6	0.1	0.1	0.0	0.3	0.8	1.0
2018	CON	29	0	9.3	47.1	11.1	90.9	0.7	1.0	1.7	0.7	0.4	0.0	0.6	0.7	2.7
2019	IND	34	27	25.8	36.2	30.3	58.1	0.9	3.3	4.2	1.7	1.4	0.1	1.4	1.6	5.6
2020	ATL	22	22	33.3	48.1	40.5	82.7	1.1	3.8	4.9	4.0	1.6	0.1	3.0	2.6	17.2
2021	NYL	24	24	33.2	47.2	30.9	77.0	0.8	3.3	4.1	5.0	0.6	0.1	3.9	2.2	18.2
Career		**149**	**76**	**21.0**	**44.1**	**32.1**	**76.6**	**0.8**	**2.4**	**3.2**	**2.1**	**0.9**	**0.1**	**1.6**	**1.6**	**8.0**

FORWARD

#0 LEAONNA ODOM

SECOND SEASON | DUKE '20 | LOMPOC, CALIF. | 6-2 | BORN APRIL 5, 1997 | 2020: 5.5 PPG, 2.3 RPG

- Odom appeared in all 22 games in 2020, starting in 16, which was the most of any Liberty rookie.
- Neah averaged 5.5 points and 2.3 rebounds in 20.6 minutes per contest; also led the Liberty with a team-best 49.0% field goal percentage last season.

LEAONNA'S 2021 GAME-BY-GAME STATS

DATE	OPPONENT	RESULT	MIN	FGM-A	3PM-A	FTM-A	OREB	DREB	REB	AST	STL	BLK	TO	PF	PTS
MAY 14	INDIANA	W	DND	--	--	--	--	--	--	--	--	--	--	--	--
MAY 16	AT INDIANA	W	DND	--	--	--	--	--	--	--	--	--	--	--	--
MAY 18	MINNESOTA	W	DND	--	--	--	--	--	--	--	--	--	--	--	--
MAY 21	AT WASHINGTON	L	DNP	--	--	--	--	--	--	--	--	--	--	--	--
MAY 23	AT CHICAGO	W	DNP	--	--	--	--	--	--	--	--	--	--	--	--
MAY 25	DALLAS	W	DNP	--	--	--	--	--	--	--	--	--	--	--	--
MAY 29	ATLANTA	L	DNP	--	--	--	--	--	--	--	--	--	--	--	--
JUNE 3	LAS VEGAS	L	12	3 - 3	1 - 1	0 - 0	1	0	1	1	1	1	1	2	7
JUNE 5	AT CONNECTICUT	L	13	2 - 3	1 - 2	0 - 0	0	1	1	0	0	1	2	3	5
JUNE 13	AT PHOENIX	W	14	2 - 3	0 - 1	0 - 0	0	1	1	0	0	0	0	2	4
JUNE 15	AT LAS VEGAS	L	17	2 - 4	1 - 2	0 - 0	0	0	0	2	1	1	2	2	5
JUNE 17	AT LAS VEGAS	L	14	0 - 3	0 - 1	0 - 0	1	1	2	2	0	0	2	1	0
JUNE 20	AT LOS ANGELES	W	DNP	--	--	--	--	--	--	--	--	--	--	--	--
JUNE 22	CHICAGO	L	19	4 - 8	0 - 2	0 - 1	0	0	0	1	0	0	0	1	8
JUNE 24	CHICAGO	L	11	1 - 3	0 - 2	0 - 0	0	0	0	0	1	0	1	0	2
JUNE 26	AT ATLANTA	W	17	1 - 2	0 - 1	2 - 2	1	0	1	0	2	1	0	1	4
JUNE 29	AT ATLANTA	L	16	2 - 4	1 - 1	5 - 5	2	0	2	1	0	1	0	3	10
JULY 3	WASHINGTON	W	9	1 - 1	1 - 1	0 - 0	0	2	2	0	0	0	0	4	3
JULY 5	DALLAS	W	13	1 - 3	0 - 0	0 - 0	1	1	2	0	0	0	0	1	2
JULY 9	AT INDIANA	L	18	2 - 3	0 - 1	0 - 0	2	2	4	0	0	0	1	2	4
JULY 11	CONNECTICUT	L	8	0 - 3	0 - 2	0 - 2	2	0	2	0	0	0	0	0	0
AUG 15	AT MINNESOTA	L	2	0 - 1	0 - 0	0 - 0	0	1	1	0	0	0	0	0	0
AUG 18	SEATTLE	W	DNP	--	--	--	--	--	--	--	--	--	--	--	--
AUG 20	SEATTLE	L	DNP	--	--	--	--	--	--	--	--	--	--	--	--
AUG 22	LOS ANGELES	L	2	0 - 0	0 - 0	0 - 0	0	0	0	0	0	0	0	0	0
AUG 25	PHOENIX	L	8	0 - 0	0 - 0	2 - 2	1	1	2	1	0	0	0	1	2
AUG 27	PHOENIX														
AUG 31	AT MINNESOTA														
SEPT 2	AT SEATTLE														
SEPT 11	AT PHOENIX														
SEPT 15	AT DALLAS														
SEPT 17	AT CONNECTICUT														
SEPT 17	AT WASHINGTON														

CAREER REGULAR SEASON HIGHS

Per Game Highs	Season	Career
Points	10 (Atlanta - 6/29/2021)	20 (Dallas - 9/13/2020)
Rebounds	4 (Indiana - 7/9/2021)	7 (Phoenix - 9/5/2020)
Defensive Rebounds	2 (2 Times)	3 (2 Times)
Offensive Rebounds	2 (2 Times)	4 (3 Times)
Assists	2 (2 Times)	3 (Chicago - 8/20/2020)
Blocks	1 (5 Times)	1 (11 Times)
Steals	2 (Atlanta - 6/26/2021)	3 (Dallas - 9/13/2020)
Field Goals Made	4 (Chicago - 6/22/2021)	10 (Dallas - 9/13/2020)
Field Goals Attempted	8 (Chicago - 6/22/2021)	12 (Dallas - 9/13/2020)
Three Point Field Goals Made	1 (4 Times)	1 (8 Times)
Three Point Field Goals Attempted	2 (4 Times)	4 (Atlanta - 9/3/2020)
Minutes Played	19 (Chicago - 6/22/2021)	33 (Phoenix - 9/5/2020)

CAREER REGULAR SEASON AVERAGES (THROUGH 8/20)

YEAR	TEAM	G	GS	MPG	FG%	3P%	FT%	OREB	DREB	RPG	APG	SPG	BPG	TO	PF	PPG
2020	NYL	21	16	20.1	44.2	26.3	87.0	1.6	0.8	2.3	0.7	0.6	0.3	0.7	1.7	4.8
2021	NYL	14	0	13.1	47.7	29.4	70.0	0.7	0.6	1.4	0.5	0.4	0.4	0.6	1.6	3.9
Career		**36**	**16**	**17.7**	**48.6**	**27.0**	**81.8**	**1.2**	**0.7**	**1.9**	**0.6**	**0.6**	**0.4**	**0.7**	**1.6**	**4.9**

FORWARD

@michaela_o21 @monyenwere_

#21 MICHAELA ONYENWERE

ROOKIE SEASON | UCLA '21 | AURORA, COLO. | 6-0 | BORN AUG. 10, 1999 | 2021 DRAFT: 6TH OVERALL

- Michaela became the first Liberty rookie to garner consecutive Rookie of the Month honors (June and July) in franchise history since the award was instituted in 2010.

- At UCLA, Onyenwere averaged 19.1 points and 7.2 rebounds while shooting 42.1% in her senior campaign, leading the Bruins to a Sweet Sixteen appearance.

MICHAELA'S 2021 GAME-BY-GAME STATS

DATE	OPPONENT	RESULT	MIN	FGM-A	3PM-A	FTM-A	OREB	DREB	REB	AST	STL	BLK	TO	PF	PTS
MAY 14	INDIANA	W	29	6 - 12	3 - 6	3 - 3	1	4	5	1	1	0	0	3	18
MAY 16	AT INDIANA	W	25	4 - 7	1 - 2	2 - 3	1	4	5	0	1	0	2	2	11
MAY 18	MINNESOTA	W	30	3 - 11	1 - 4	0 - 0	0	2	2	1	0	1	1	3	7
MAY 21	AT WASHINGTON	L	10	2 - 7	1 - 3	0 - 0	0	1	1	0	0	0	0	2	5
MAY 23	AT CHICAGO	W	21	4 - 9	2 - 4	0 - 0	2	2	4	0	0	1	0	1	10
MAY 25	DALLAS	W	13	2 - 2	1 - 1	0 - 0	1	0	1	0	0	0	1	4	5
MAY 29	ATLANTA	L	39	10 - 22	6 - 14	3 - 3	2	3	5	2	1	0	1	1	29
JUNE 3	LAS VEGAS	L	20	3 - 10	2 - 4	3 - 4	1	0	1	0	1	1	0	3	11
JUNE 5	AT CONNECTICUT	L	23	3 - 4	1 - 2	0 - 0	1	3	4	1	0	1	2	3	7
JUNE 13	AT PHOENIX	W	20	0 - 7	0 - 3	3 - 3	0	3	3	0	0	1	1	2	3
JUNE 15	AT LAS VEGAS	L	25	2 - 6	2 - 6	0 - 0	0	0	0	0	0	0	2	2	6
JUNE 17	AT LAS VEGAS	L	21	3 - 9	2 - 7	1 - 2	1	2	3	1	0	0	1	5	9
JUNE 20	AT LOS ANGELES	W	20	1 - 4	0 - 3	2 - 3	1	1	2	1	1	0	1	2	4
JUNE 22	CHICAGO	L	19	1 - 7	0 - 4	0 - 0	1	0	1	2	1	2	1	0	2
JUNE 24	CHICAGO	L	32	5 - 17	1 - 5	5 - 5	3	3	6	0	1	0	3	4	16
JUNE 26	AT ATLANTA	W	25	6 - 8	0 - 2	6 - 7	1	1	2	0	0	0	3	3	18
JUNE 29	AT ATLANTA	L	28	4 - 9	2 - 4	3 - 4	0	3	3	1	0	0	2	4	13
JULY 3	WASHINGTON	W	32	4 - 9	0 - 4	3 - 4	0	4	4	2	2	2	0	2	11
JULY 5	DALLAS	W	20	3 - 6	1 - 3	1 - 2	0	0	0	2	1	0	1	4	8
JULY 9	AT INDIANA	L	16	0 - 3	0 - 2	0 - 0	1	3	4	0	0	0	0	0	0
JULY 11	CONNECTICUT	L	31	3 - 9	1 - 4	5 - 6	0	4	4	1	0	0	2	2	12
AUG 15	AT MINNESOTA	L	20	1 - 3	0 - 1	4 - 4	0	3	3	0	0	0	1	5	6
AUG 18	SEATTLE	W	19	2 - 5	1 - 3	2 - 2	0	3	3	0	0	0	0	3	7
AUG 20	SEATTLE	L	17	0 - 2	0 - 1	0 - 0	0	1	1	0	0	0	0	2	0
AUG 22	LOS ANGELES	L	20	2 - 4	1 - 3	2 - 2	1	1	2	0	0	0	1	1	7
AUG 25	PHOENIX	L	20	3 - 3	2 - 2	0 - 0	0	1	1	0	0	0	0	0	8
AUG 27	PHOENIX														
AUG 31	AT MINNESOTA														
SEPT 2	AT SEATTLE														
SEPT 11	AT PHOENIX														
SEPT 15	AT DALLAS														
SEPT 17	AT CONNECTICUT														
SEPT 17	AT WASHINGTON														

CAREER REGULAR SEASON HIGHS

Per Game Highs	Season/Career
Points	29 (Atlanta - 5/29/2021)
Rebounds	6 (Chicago - 6/24/2021)
Defensive Rebounds	4 (4 Times)
Offensive Rebounds	3 (Chicago - 6/24/2021)
Assists	2 (4 Times)
Blocks	2 (2 Times)
Steals	2 (Washington - 7/3/2021)
Field Goals Made	10 (Atlanta - 5/29/2021)
Field Goals Attempted	22 (Atlanta - 5/29/2021)
Three Point Field Goals Made	6 (Atlanta - 5/29/2021)
Three Point Field Goals Attempted	14 (Atlanta - 5/29/2021)
Minutes Played	39 (Atlanta - 5/29/2021)

CAREER REGULAR SEASON AVERAGES (THROUGH 8/20)

YEAR	TEAM	G	GS	MPG	FG%	3P%	FT%	OREB	DREB	RPG	APG	SPG	BPG	TO	PF	PPG
2021	NYL	24	24	23.1	38.3	30.4	83.6	0.7	2.1	2.8	0.6	0.4	0.4	1.0	2.6	9.1
Career		**24**	**24**	**23.1**	**38.3**	**30.4**	**83.6**	**0.7**	**2.1**	**2.8**	**0.6**	**0.4**	**0.4**	**1.0**	**2.6**	**9.1**

GUARD/FORWARD

@didirich2 @Deauzya

#2 DIDI RICHARDS

ROOKIE SEASON | BAYLOR '21 | CYPRESS, TEXAS | 6-2 | BORN FEB. 8, 1999 | 2021 DRAFT: 17TH OVERALL

- Richards averaged 6.3 points and 6.3 assists per game in the 2020-21 season while shooting 42.9% from the field, leading Baylor to a 28-3 finish and Final Four appearance. Her 189 assists ranked No. 2 in the nation.
- DiDi garnered the 2020 Naismith and WBCA Defensive Player of The Year Awards.
- Helped Baylor secure its third-ever NCAA Championship in 2019.

DIDI'S 2021 GAME-BY-GAME STATS

DATE	OPPONENT	RESULT	MIN	FGM-A	3PM-A	FTM-A	OREB	DREB	REB	AST	STL	BLK	TO	PF	PTS
MAY 14	INDIANA	W	9	1 - 1	0 - 0	0 - 0	1	1	2	0	1	0	1	0	2
MAY 16	AT INDIANA	W	17	1 - 3	0 - 0	0 - 0	0	2	2	0	2	0	1	0	2
MAY 18	MINNESOTA	W	4	1 - 1	0 - 0	0 - 0	0	1	1	0	0	0	1	0	2
MAY 21	AT WASHINGTON	L	9	2 - 4	0 - 0	1 - 2	0	0	0	1	2	0	1	2	5
MAY 23	AT CHICAGO	W	4	0 - 0	0 - 0	0 - 0	1	0	1	0	0	0	0	1	0
MAY 25	DALLAS	W	19	1 - 2	1 - 2	0 - 0	1	2	3	5	2	1	1	1	3
MAY 29	ATLANTA	L	5	0 - 0	0 - 0	0 - 0	0	0	0	1	0	0	1	0	0
JUNE 3	LAS VEGAS	L	5	0 - 2	0 - 0	0 - 0	0	0	0	0	0	0	0	1	0
JUNE 5	AT CONNECTICUT	L	2	0 - 0	0 - 0	1 - 2	0	0	0	2	0	0	0	0	1
JUNE 13	AT PHOENIX	W	9	0 - 1	0 - 1	0 - 0	0	0	0	0	0	0	0	1	0
JUNE 15	AT LAS VEGAS	L	15	1 - 3	0 - 0	0 - 0	0	2	2	1	1	0	0	0	2
JUNE 17	AT LAS VEGAS	L	14	0 - 4	0 - 2	0 - 0	1	1	2	1	0	1	2	1	0
JUNE 20	AT LOS ANGELES	W	DNP	--	--	--	--	--	--	--	--	--	--	--	--
JUNE 22	CHICAGO	L	5	1 - 2	0 - 0	0 - 0	0	0	0	0	0	0	1	0	2
JUNE 24	CHICAGO	L	11	1 - 2	0 - 0	1 - 2	0	2	2	1	1	0	0	0	3
JUNE 26	AT ATLANTA	W	1	0 - 1	0 - 0	0 - 0	0	0	0	0	0	0	0	0	0
JUNE 29	AT ATLANTA	L	7	0 - 1	0 - 0	0 - 0	0	1	1	0	0	0	0	0	0
JULY 3	WASHINGTON	W	5	0 - 1	0 - 0	0 - 0	0	0	0	0	0	0	0	1	0
JULY 5	DALLAS	W	4	0 - 0	0 - 0	0 - 0	0	0	0	0	0	0	0	0	0
JULY 9	AT INDIANA	L	12	0 - 1	0 - 0	0 - 0	0	1	1	2	1	0	0	1	0
JULY 11	CONNECTICUT	L	12	0 - 1	0 - 1	0 - 0	0	0	0	3	0	0	0	0	0
AUG 15	AT MINNESOTA	L	18	0 - 1	0 - 1	0 - 0	2	2	4	0	1	1	0	0	0
AUG 18	SEATTLE	W	22	3 - 3	2 - 2	1 - 2	0	1	1	2	0	0	2	1	9
AUG 20	SEATTLE	L	24	3 - 4	0 - 0	0 - 0	0	0	0	1	3	1	0	5	6
AUG 22	LOS ANGELES	L	12	1 - 1	1 - 1	0 - 0	0	1	1	0	0	0	1	4	3
AUG 25	PHOENIX	L	25	5 - 8	4 - 5	0 - 0	1	2	3	1	0	1	2	0	14
AUG 27	PHOENIX														
AUG 31	AT MINNESOTA														
SEPT 2	AT SEATTLE														
SEPT 11	AT PHOENIX														
SEPT 15	AT DALLAS														
SEPT 17	AT CONNECTICUT														
SEPT 17	AT WASHINGTON														

CAREER REGULAR SEASON HIGHS

Per Game Highs	Season/Career
Points	14 (Phoenix - 8/25/2021)
Rebounds	4 (Minnesota - 8/15/2021)
Defensive Rebounds	2 (5 Times)
Offensive Rebounds	2 (Minnesota - 8/15/2021)
Assists	5 (Dallas - 5/24/2021)
Blocks	1 (3 Times)
Steals	3 (Seattle - 8/20/2021)
Field Goals Made	5 (Phoenix - 8/25/2021)
Field Goals Attempted	8 (Phoenix - 8/25/2021)
Three Point Field Goals Made	4 (Phoenix - 8/25/2021)
Three Point Field Goals Attempted	5 (Phoenix - 8/25/2021)
Minutes Played	25 (Phoenix - 8/25/2021)

CAREER REGULAR SEASON AVERAGES (THROUGH 8/20)

YEAR	TEAM	G	GS	MPG	FG%	3P%	FT%	OREB	DREB	RPG	APG	SPG	BPG	TO	PF	PPG
2021	NYL	22	0	9.5	35.3	33.3	50.0	0.3	0.7	1.0	0.9	0.5	0.1	0.5	0.5	1.4
Career		**22**	**0**	**9.5**	**35.3**	**33.3**	**50.0**	**0.3**	**0.7**	**1.0**	**0.9**	**0.5**	**0.1**	**0.5**	**0.5**	**1.4**

FORWARD

@kylee_shook @kylee_shook

#24 KYLEE SHOOK

SECOND SEASON | LOUISVILLE '20 | COLORADO SPRINGS, COLO. | 6-4 | BORN MARCH 18, 1998 | 2020: 4.1 PPG, 2.8 RPG

• Recorded two consecutive career-high games prior to the Olympic break, while shooting a combined 7-9 (77.8%) from three over that stretch.

• Shook saw action in 20 of 22 games of her rookie campaign averaging 4.1 points and 2.8 rebounds in 14.5 minutes per game.

KYLEE'S 2021 GAME-BY-GAME STATS

DATE	OPPONENT	RESULT	MIN	FGM-A	3PM-A	FTM-A	OREB	DREB	REB	AST	STL	BLK	TO	PF	PTS
MAY 14	INDIANA	W	26	3 - 8	0 - 1	0 - 0	0	3	3	3	1	1	2	2	6
MAY 16	AT INDIANA	W	28	3 - 7	0 - 1	0 - 0	2	5	7	1	1	0	0	3	6
MAY 18	MINNESOTA	W	28	4 - 5	2 - 2	0 - 0	0	6	6	3	0	0	3	3	10
MAY 21	AT WASHINGTON	L	22	5 - 7	1 - 2	0 - 0	0	2	2	3	0	1	1	1	11
MAY 23	AT CHICAGO	W	18	2 - 6	1 - 1	0 - 0	1	5	6	1	1	2	1	1	5
MAY 25	DALLAS	W	13	1 - 5	0 - 1	0 - 0	1	2	3	1	0	0	1	2	2
MAY 29	ATLANTA	L	19	2 - 7	1 - 3	0 - 0	1	2	3	3	0	1	0	0	5
JUNE 3	LAS VEGAS	L	5	1 - 2	0 - 1	0 - 0	0	0	0	1	1	0	0	2	2
JUNE 5	AT CONNECTICUT	L	20	1 - 7	0 - 3	0 - 0	0	0	0	1	0	0	0	2	2
JUNE 13	AT PHOENIX	W	22	4 - 7	2 - 3	0 - 0	1	4	5	0	1	1	1	1	10
JUNE 15	AT LAS VEGAS	L	21	5 - 11	2 - 8	0 - 0	1	8	9	1	1	0	2	2	12
JUNE 17	AT LAS VEGAS	L	15	0 - 6	0 - 4	0 - 0	1	3	4	2	0	1	1	3	0
JUNE 20	AT LOS ANGELES	W	21	5 - 7	1 - 2	0 - 0	3	4	7	2	2	0	4	0	11
JUNE 22	CHICAGO	L	25	3 - 4	2 - 3	0 - 0	0	3	3	2	0	1	2	1	8
JUNE 24	CHICAGO	L	32	3 - 7	0 - 2	0 - 0	3	8	11	0	0	1	5	4	6
JUNE 26	AT ATLANTA	W	27	3 - 7	0 - 3	0 - 0	0	11	11	1	0	1	1	3	6
JUNE 29	AT ATLANTA	L	38	3 - 5	1 - 2	1 - 2	1	7	8	2	1	0	2	2	8
JULY 3	WASHINGTON	W	22	0 - 7	0 - 1	0 - 0	0	5	5	3	0	1	2	2	0
JULY 5	DALLAS	W	16	2 - 5	0 - 1	1 - 1	2	6	8	1	0	1	1	2	5
JULY 9	AT INDIANA	L	25	5 - 7	3 - 4	0 - 0	1	5	6	4	0	2	0	0	13
JULY 11	CONNECTICUT	L	33	6 - 8	4 - 5	0 - 0	0	1	1	2	0	1	2	2	16
AUG 15	AT MINNESOTA	L	4	0 - 0	0 - 0	0 - 0	0	2	2	0	1	0	1	0	0
AUG 18	SEATTLE	W	17	2 - 4	0 - 1	0 - 0	1	1	2	0	0	0	0	1	4
AUG 20	SEATTLE	L	15	1 - 3	0 - 2	0 - 0	0	1	1	2	0	0	0	0	2
AUG 22	LOS ANGELES	L	DNP	--	--	--	--	--	--	--	--	--	--	--	--
AUG 25	PHOENIX	L	12	1 - 2	1 - 2	0 - 0	0	2	2	1	0	0	1	2	3
AUG 27	PHOENIX														
AUG 31	AT MINNESOTA														
SEPT 2	AT SEATTLE														
SEPT 11	AT PHOENIX														
SEPT 15	AT DALLAS														
SEPT 17	AT CONNECTICUT														
SEPT 17	AT WASHINGTON														

CAREER REGULAR SEASON HIGHS

Per Game Highs	Season	Career
Points	16 (Connecticut - 7/11/2021)	16 (Connecticut - 7/11/2021)
Rebounds	11 (2 Times)	11 (2 Times)
Defensive Rebounds	11 (Atlanta - 6/26/2021)	11 (Atlanta - 6/26/2021)
Offensive Rebounds	3 (2 Times)	3 (3 Times)
Assists	4 (Indiana - 7/9/2021)	4 (Indiana - 7/9/2021)
Blocks	2 (2 Times)	2 (5 Times)
Steals	2 (Los Angeles - 6/20/2021)	2 (2 Times)
Field Goals Made	6 (Connecticut - 7/11/2021)	6 (Connecticut - 7/11/2021)
Field Goals Attempted	11 (Las Vegas - 6/15/2021)	11 (Las Vegas - 6/15/2021)
Three Point Field Goals Made	4 (Connecticut - 7/11/2021)	4 (Connecticut - 7/11/2021)
Three Point Field Goals Attempted	8 (Las Vegas - 6/15/2021)	8 (Las Vegas - 6/15/2021)
Minutes Played	38 (Atlanta - 6/29/2021)	38 (Atlanta - 6/29/2021)

CAREER REGULAR SEASON AVERAGES (THROUGH 8/20)

YEAR	TEAM	G	GS	MPG	FG%	3P%	FT%	OREB	DREB	RPG	APG	SPG	BPG	TO	PF	PPG
2020	NYL	19	0	14.7	41.0	18.8	82.4	0.8	2.2	3.0	0.6	0.4	0.5	1.1	1.3	4.3
2021	NYL	24	19	21.4	45.1	35.7	66.7	0.8	3.9	4.7	1.6	0.4	0.6	1.3	1.6	6.3
Career		**44**	**19**	**18.3**	**43.4**	**31.5**	**80.0**	**0.8**	**3.1**	**3.8**	**1.1**	**0.4**	**0.6**	**1.2**	**1.5**	**5.3**

GUARD

@bamsam32 @SamBam32

#32 SAMI WHITCOMB

FIFTH SEASON | WASHINGTON '10 | VENTURA, CALIF. | 5-10 | BORN JULY 20, 1988 | 2020: 8.1 PPG, 2.3 RPG, 2.0 APG

- Fifth-year WNBA veteran, Sami Whitcomb, is in her first year in Seafoam after spending the past four seasons with the Seattle Storm where she won two WNBA Championships (2018, 2020).
- Currently leading the WNBA in three-pointers made (69).

SAMI'S 2021 GAME-BY-GAME STATS

DATE	OPPONENT	RESULT	MIN	FGM-A	3PM-A	FTM-A	OREB	DREB	REB	AST	STL	BLK	TO	PF	PTS
MAY 14	INDIANA	W	27	2 - 6	2 - 5	0 - 0	1	4	5	2	1	0	1	1	6
MAY 16	AT INDIANA	W	23	2 - 6	1 - 4	0 - 0	0	6	6	4	1	2	0	1	5
MAY 18	MINNESOTA	W	35	5 - 11	3 - 9	0 - 0	0	8	8	0	3	0	1	3	13
MAY 21	AT WASHINGTON	L	32	3 - 6	3 - 5	0 - 0	0	7	7	1	1	1	2	0	9
MAY 23	AT CHICAGO	W	31	4 - 7	3 - 5	0 - 0	0	4	4	4	0	1	1	2	11
MAY 25	DALLAS	W	27	3 - 9	3 - 8	0 - 0	0	3	3	1	0	0	1	2	9
MAY 29	ATLANTA	L	34	6 - 8	5 - 7	2 - 3	0	5	5	3	4	1	3	2	19
JUNE 3	LAS VEGAS	L	29	6 - 10	2 - 5	0 - 0	0	5	5	5	1	0	2	1	14
JUNE 5	AT CONNECTICUT	L	20	3 - 5	3 - 4	0 - 0	0	5	5	2	0	0	1	0	9
JUNE 13	AT PHOENIX	W	35	5 - 10	3 - 7	1 - 2	0	3	3	6	3	1	3	2	14
JUNE 15	AT LAS VEGAS	L	17	3 - 4	1 - 2	3 - 3	1	4	5	2	2	0	1	1	10
JUNE 17	AT LAS VEGAS	L	26	2 - 4	1 - 2	2 - 2	1	5	6	5	0	1	1	2	7
JUNE 20	AT LOS ANGELES	W	37	5 - 8	3 - 6	4 - 4	1	8	9	3	0	0	3	2	17
JUNE 22	CHICAGO	L	23	4 - 11	1 - 6	1 - 2	0	6	6	1	1	1	2	2	10
JUNE 24	CHICAGO	L	21	5 - 13	2 - 9	2 - 2	1	2	3	2	0	0	3	1	14
JUNE 26	AT ATLANTA	W	35	10 - 16	7 - 12	3 - 3	0	6	6	5	3	0	1	3	30
JUNE 29	AT ATLANTA	L	33	4 - 9	3 - 5	0 - 0	0	7	7	1	1	1	5	2	11
JULY 3	WASHINGTON	W	31	2 - 7	1 - 4	1 - 2	0	9	9	3	0	0	3	1	6
JULY 5	DALLAS	W	36	10 - 16	6 - 11	0 - 0	2	5	7	4	3	0	4	0	26
JULY 9	AT INDIANA	L	35	4 - 11	2 - 7	0 - 0	0	5	5	1	0	0	3	1	10
JULY 11	CONNECTICUT	L	30	2 - 7	1 - 5	0 - 0	0	7	7	3	0	0	3	3	5
AUG 15	AT MINNESOTA	L	34	5 - 13	2 - 6	0 - 1	2	3	5	5	3	0	2	3	12
AUG 18	SEATTLE	W	24	3 - 4	1 - 1	2 - 2	1	3	4	2	1	1	3	1	9
AUG 20	SEATTLE	L	34	8 - 15	5 - 9	5 - 5	0	5	5	8	1	0	3	3	26
AUG 22	LOS ANGELES	L	34	6 - 15	5 - 12	0 - 1	0	4	4	2	0	0	3	5	17
AUG 25	PHOENIX	L	DND	--	--	--	--	--	--	--	--	--	--	--	--
AUG 27	PHOENIX														
AUG 31	AT MINNESOTA														
SEPT 2	AT SEATTLE														
SEPT 11	AT PHOENIX														
SEPT 15	AT DALLAS														
SEPT 17	AT CONNECTICUT														
SEPT 17	AT WASHINGTON														

CAREER REGULAR SEASON HIGHS

Per Game Highs	Season	Career
Points	30 (Atlanta - 6/26/2021)	30 (Atlanta - 6/26/2021)
Rebounds	9 (2 Times)	9 (2 Times)
Defensive Rebounds	9 (Washington -7/3/2021)	9 (Washington -7/3/2021)
Offensive Rebounds	2 (Dallas - 7/5/2021)	3 (Washington - 6/27/2017)
Assists	6 (Phoenix - 6/13/2021)	8 (Minnesota - 7/17/2019)
Blocks	2 (Indiana - 5/16/2021)	2 (2 Times)
Steals	4 (Atlanta - 5/29/2021)	4 (5 Times)
Field Goals Made	10 (2 Times)	10 (2 Times)
Field Goals Attempted	16 (2 Times)	16 (2 Times)
Three Point Field Goals Made	7 (Atlanta - 6/26/2021)	7 (Atlanta - 6/26/2021)
Three Point Field Goals Attempted	12 (Atlanta - 6/26/2021)	12 (Atlanta - 6/26/2021)
Minutes Played	37 (Los Angeles - 6/20/2021)	37 (Los Angeles - 6/20/2021)

CAREER REGULAR SEASON AVERAGES (THROUGH 8/20)

YEAR	TEAM	G	GS	MPG	FG%	3P%	FT%	OREB	DREB	RPG	APG	SPG	BPG	TO	PF	PPG
2017	SEA	33	0	12.2	36.1	33.3	81.0	0.4	1.3	1.7	1.0	0.7	0.0	0.9	1.5	4.5
2018	SEA	31	0	8.5	34.9	36.2	100	0.2	0.8	0.9	0.5	0.5	0.1	0.5	0.7	2.9
2019	SEA	33	13	20.4	36.8	34.2	100	0.5	1.2	1.7	2.4	1.1	0.1	1.6	1.5	7.2
2020	SEA	22	0	16.5	44.3	38.1	100	0.2	2.1	2.3	2.0	0.7	0.1	1.0	1.4	8.1
2021	NYL	24	24	29.5	49.1	44.4	83.9	0.4	5.2	5.6	3.0	1.2	0.4	2.2	1.6	12.6
Career		**143**	**37**	**16.9**	**41.1**	**37.4**	**90.1**	**0.4**	**1.9**	**2.3**	**1.7**	**0.9**	**0.2**	**1.2**	**1.3**	**6.7**

2021 NEW YORK LIBERTY SPOTTER'S CHART

REBECCA ALLEN
GUARD | 6-2
6TH SEASON
AUSTRALIA

RESHANDA GRAY
FORWARD | 6-2
5TH SEASON
CALIFORNIA

NATASHA HOWARD
FORWARD | 6-2
8TH SEASON
FLORIDA STATE

SABRINA IONESCU
GUARD | 5-11
2ND SEASON
OREGON

JAZMINE JONES
GUARD | 6-0
2ND SEASON
LOUISVILLE

BETNIJAH LANEY
GUARD/FORWARD | 6-0
6TH SEASON
RUTGERS

LEAONNA ODOM
FORWARD | 6-2
2ND SEASON
DUKE

MICHAELA ONYENWERE
FORWARD | 6-0
ROOKIE
UCLA

DIDI RICHARDS
GUARD/FORWARD | 6-2
ROOKIE
BAYLOR

KYLEE SHOOK
FORWARD | 6-4
2ND SEASON
LOUISVILLE

SAMI WHITCOMB
GUARD | 5-10
5TH SEASON
WASHINGTON/AUSTRALIA

JOCELYN WILLOUGHBY
FORWARD/GUARD | 6-0
2ND SEASON
VIRGINIA



WALT HOPKINS
HEAD COACH
2ND SEASON

SHELLEY PATTERSON
ASSISTANT COACH
23RD SEASON

DUSTIN GRAY
ASSISTANT COACH
2ND SEASON

JACKI GEMELOS
ASSISTANT COACH
1ST SEASON

THERESA ACOSTA
HEAD ATHLETIC
TRAINER

2021 TV SCHEDULE

FRIDAY MAY 14◊CC**
7PM ET
HOME

SUNDAY MAY 16^CC
2PM ET
AWAY

TUESDAY MAY 18*
7PM ET
HOME

FRIDAY MAY 21CC**
7PM ET
AWAY

SUNDAY MAY 23†CC
1PM ET
AWAY

MONDAY MAY 24**
7PM ET
HOME

SATURDAY MAY 29*CC
2PM ET
HOME

THURSDAY JUNE 3**
7PM ET
HOME

SATURDAY JUNE 5CC**
7PM ET
AWAY

SUNDAY JUNE 13**
6PM ET
AWAY

TUESDAY JUNE 15
10PM ET
AWAY

THURSDAY JUNE 17^
10PM ET
AWAY

SUNDAY JUNE 20†
4PM ET
AWAY

TUESDAY JUNE 22*CC
7PM ET
HOME

THURSDAY JUNE 24**
7PM ET
HOME

SATURDAY JUNE 26CC**
7PM ET
AWAY

TUESDAY JUNE 29
7PM ET
AWAY

SATURDAY JULY 3^CC
1PM ET
HOME

MONDAY JULY 5**
7PM ET
HOME

FRIDAY JULY 9◊
7PM ET
AWAY

SUNDAY JULY 11CC**
2PM ET
HOME

SUNDAY AUGUST 15**
7PM ET
AWAY

WEDNESDAY AUGUST 18^
7PM ET
HOME

FRIDAY AUGUST 20*
7PM ET
HOME

SUNDAY AUGUST 22**
2PM ET
HOME

WEDNESDAY AUGUST 25◊**
7PM ET
HOME

FRIDAY AUGUST 27^
8PM ET
HOME

TUESDAY AUGUST 31
8PM ET
AWAY

THURSDAY SEPTEMBER 2**
10PM ET
AWAY

SATURDAY SEPTEMBER 11◊
8PM ET
AWAY

WEDNESDAY SEPTEMBER 15^
7PM ET
AWAY

FRIDAY SEPTEMBER 17**
7PM ET
HOME

* LIVE ON ** LIVE ON ^ CBSSN † ESPN ◊ NBATV

CC COMMISSIONER'S CUP

2021 THEME NIGHTS

OPENING NIGHT	FRIDAY MAY 14TH	7PM	INDIANA FEVER
JUNETEENTH	TUESDAY JUNE 22ND	7PM	CHICAGO SKY
PRIDE	THURSDAY JUNE 24TH	7PM	CHICAGO SKY
MILITARY APPRECIATION NIGHT	SATURDAY JULY 3RD	1PM	WASHINGTON MYSTICS
UNITY/WOMEN'S HEALTH	SUNDAY JULY 11TH	2PM	CONNECTICUT SUN
BACK TO SCHOOL	FRIDAY AUGUST 20TH	7PM	SEATTLE STORM
25TH ANNIVERSARY /WOMEN'S EMPOWERMENT	SUNDAY AUGUST 22ND	2PM	LA SPARKS
25TH ANNIVERSARY	WEDNESDAY AUGUST 25TH	7PM	PHOENIX MERCURY
25TH ANNIVERSARY	FRIDAY AUGUST 27TH	8PM	PHOENIX MERCURY
FAN APPRECIATION	FRIDAY SEPTEMBER 17TH	7PM	WASHINGTON MYSTICS